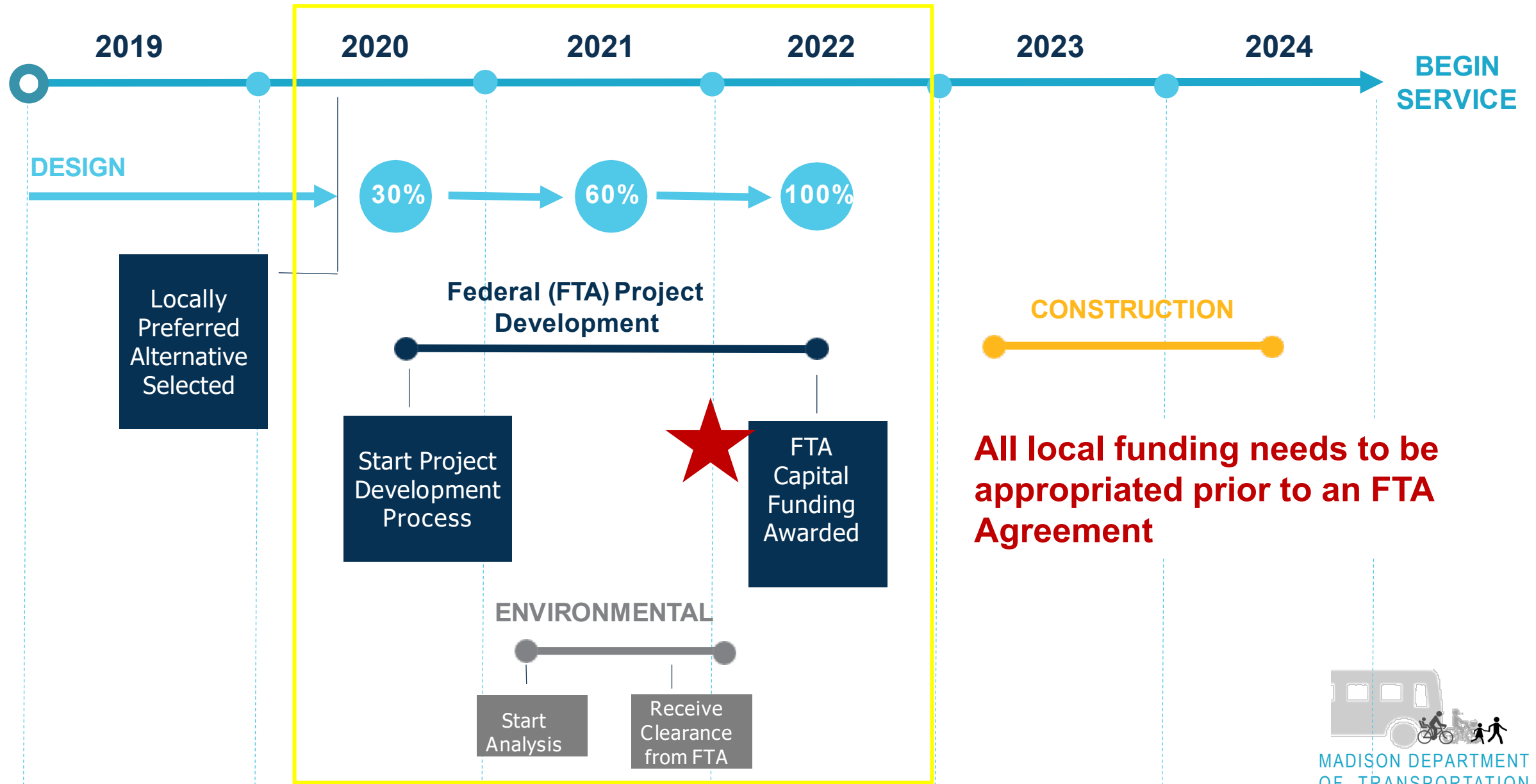


**Transportation
Draft Capital Budget**

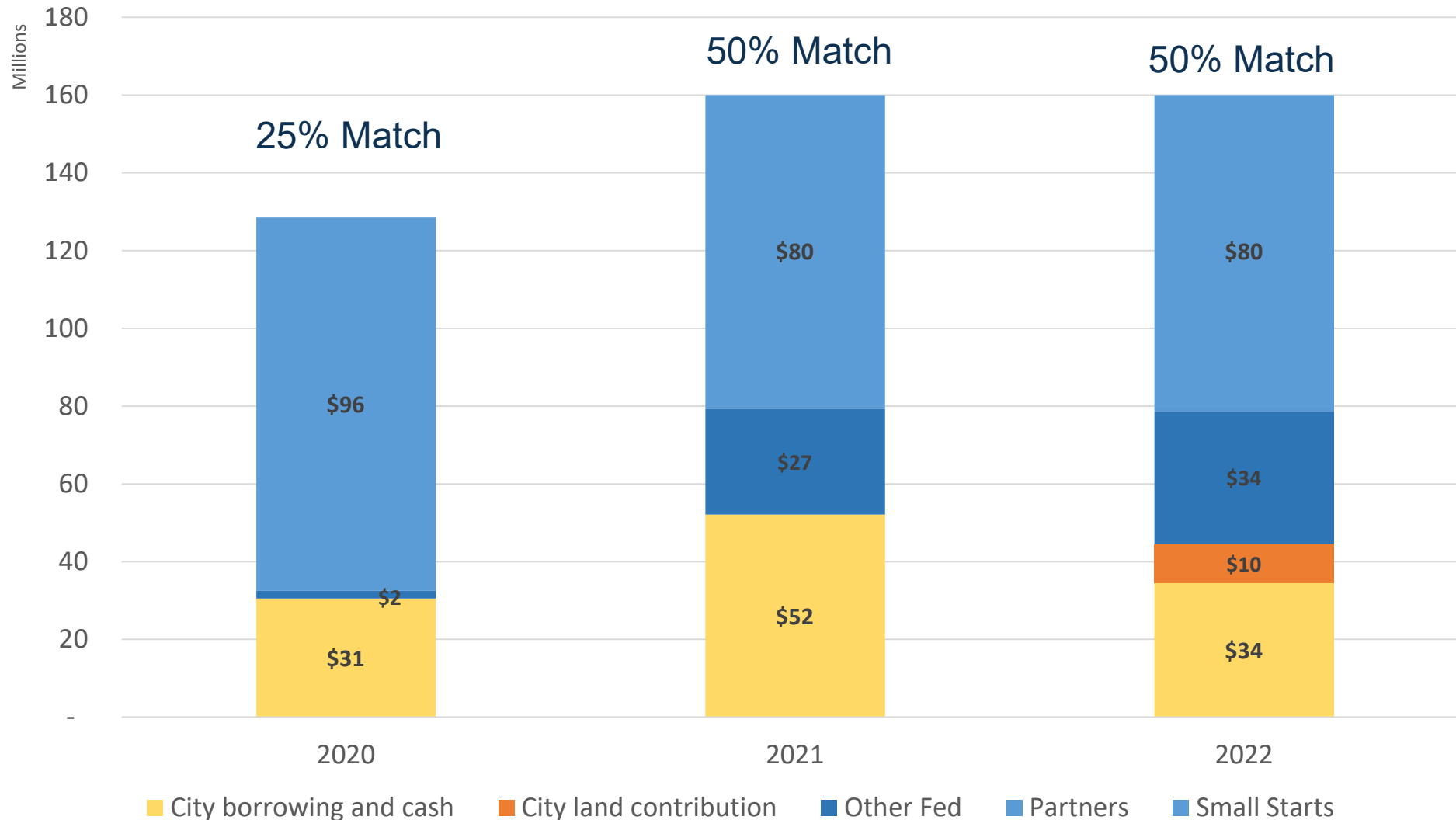


BRT Timeline - Project Development



E-W BRT

BRT Project Funding



E-W BRT

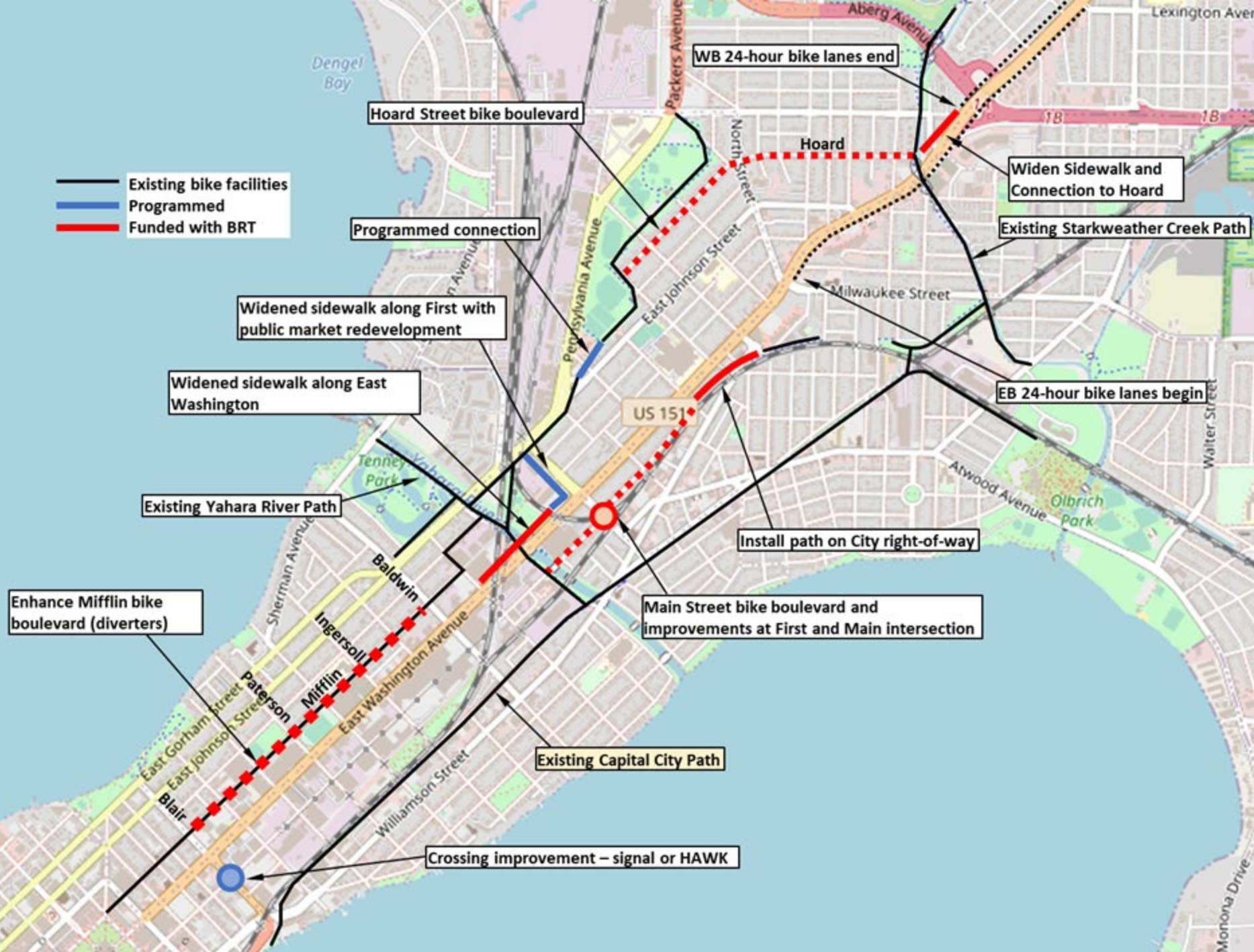
2021 Approved Budget	
Source	Amount
Small Starts	80,000,000
Formula	21,182,545
5339 (b)	4,630,560
Federal Grants (Earmark, 2020)	1,272,522
Rescue Act Funds	0
State Funds (2020)	740,022
Reserves Applied (2020)	1,500,000
GF GO Borrowing (2020)	3,500,000
GF GO Borrowing (2021)	2,000,000
Sun Prairie	50,000
West Terminal-Junction Rd Lot	0
Brayton Lot	0
TID 46 Borrowing	14,156,030
TID 46 Cash	4,000,000
Debt Service Levy Payments	2,774,034
GF GO Borrowing (2022)	9,894,287
Non-GF Borrowing	14,300,000
Total	160,000,000
Federal	67%
Small Starts	50%
City Expenditures Outside BRT Budget	
Transit Operational Improvements	0
East Washington Bike Mitigation	0
Total City non-TIF Borrowing 2021	24,194,287
TIF Cash and Borrowing	18,156,030

Conceptual 2022 Budget	
Source	Amount
Small Starts	80,000,000
Formula	21,182,545
5339 (b)	4,630,560
Federal Grants (Earmark, 2020)	1,272,522
Rescue Act Funds	7,000,000
State Funds (2020)	740,022
Reserves Applied (2020)	1,500,000
GF GO Borrowing (2020)	3,500,000
GF GO Borrowing (2021)	2,000,000
Sun Prairie	700,000
West Terminal-Junction Rd Lot	1,000,000
Brayton Lot	9,000,000
TID 46 Borrowing	16,000,000
TID 46 Cash	4,000,000
Debt Service Payments	1,454,386
GF GO Borrowing (2022)	6,019,965
Total	160,000,000
Federal	71%
Small Starts	50%
City Expenditures Outside BRT Budget	
Transit Operational Improvements	7,000,000
East Washington Bike Mitigation	1,000,000
Total City non-TIF Borrowing 2022	14,019,965
TIF Cash and Borrowing	20,000,000

E-W BRT

		2022
GF GO Borrowing		6,019,965
Federal Sources		108,182,545
Other Gov Payment for Serv		700,000
TIF Cash		4,000,000
TIF Borrowing		16,000,000
		134,902,510

Concepts

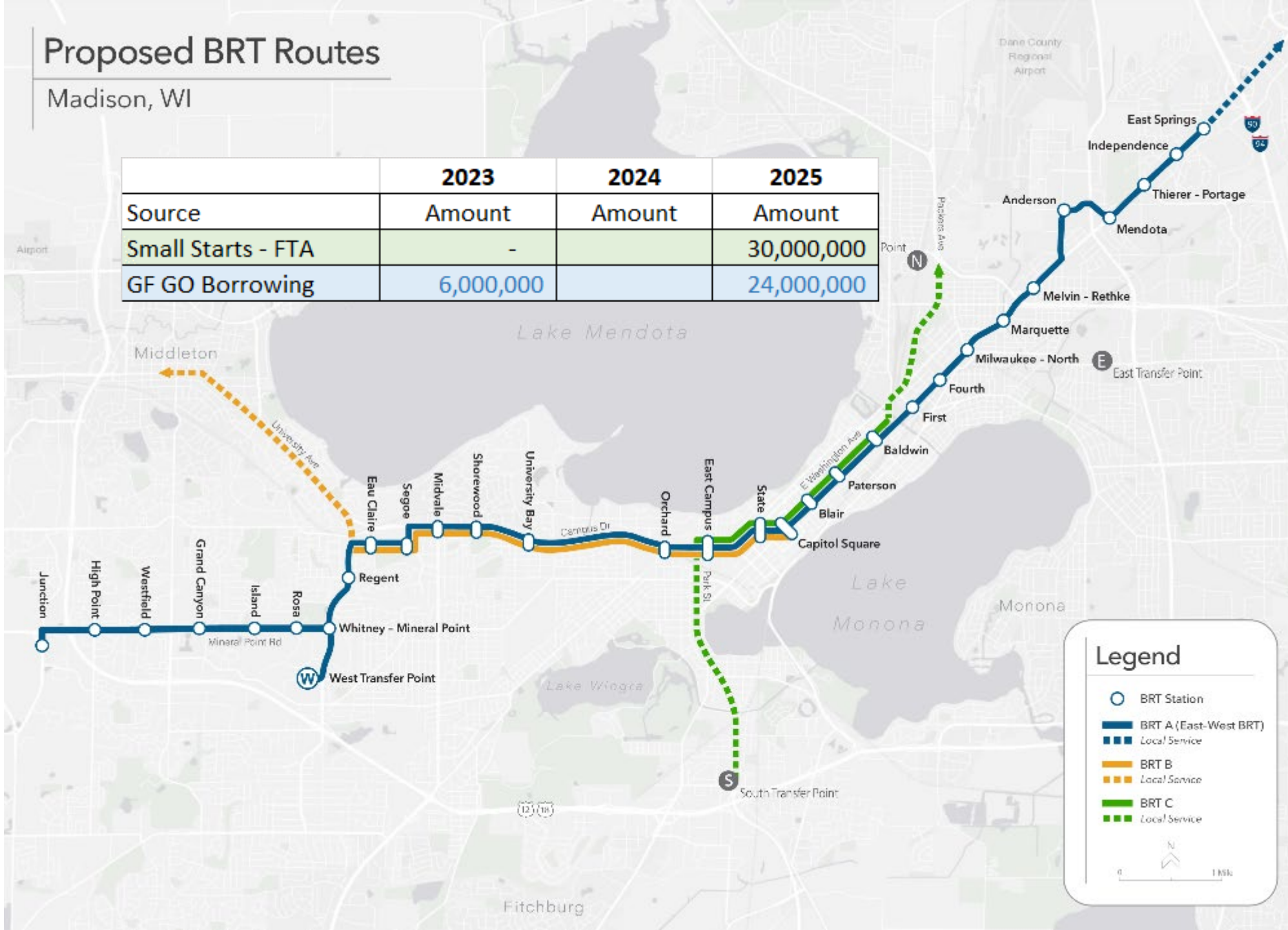


Proposed BRT Routes

Madison, WI

N-S BRT

	2023	2024	2025
Source	Amount	Amount	Amount
Small Starts - FTA	-		30,000,000
GF GO Borrowing	6,000,000		24,000,000



Legend

- BRT Station
- ▬ BRT A (East-West BRT)
- ▬▬▬ Local Service
- ▬ BRT B
- ▬▬▬ Local Service
- ▬ BRT C
- ▬▬▬ Local Service

0 1 Mile

**Metro Transit
Draft Capital Budget**



Metro

Metro Transit	2022	2023	2024	2025	2026	2027
Capital Expenditures						
1101 East Washington facility	\$ -	\$ 10,000,000	\$ 40,000	\$ 40,000	\$ 40,000	\$ 40,000
Diesel Bus Replacement (VW Fund Awards)	\$ 7,522,500	\$ 6,000,000	\$ -	\$ -	\$ -	\$ -
Bus Replacement/Electric	\$ -	\$ -	\$ -	\$ 13,200,000	\$ 13,200,000	\$ 13,200,000
E-W BRT (in Transportation)	\$ 140,987,456	\$ -	\$ -	\$ -	\$ -	\$ -
N-S BRT (in transportation)	\$ -	\$ -	\$ 6,000,000	\$ -	\$ 54,000,000	\$ -
Transit Improvements	\$ 7,124,000	\$ 56,000	\$ 129,000	\$ 446,000	\$ 178,000	\$ 150,000
Total	\$ 165,633,956	\$ 16,056,000	\$ 6,169,000	\$ 13,686,000	\$ 67,418,000	\$ 13,390,000
Check (over/under	\$ -	\$ -	\$ -	\$ -	\$ -	\$ -

**Traffic Engineering
Draft Capital Budget**



Traffic Engineering Capital

2022

City Wide LED conversion	\$750,000	
John Nolen Tunnel Lighting	\$2,000,000	may be delayed to 2023 increased scope of work
Public Safety Radio	\$150,000	
Street Light Installation	\$615,000	
Traffic Safety Infrastructure	\$50,000	
Traffic Signal Installation	\$830,000	
Vision Zero	\$500,000	
20 is Plenty	TBD	~\$5 to \$800,000
Field Operation Equipment	TBD	~\$300,000

May make request for more Ped/Bike Enhancement monies (Currently \$243K in CE budget)

**Parking
Draft Capital Budget**



Parking Capital Budget

2022

Machinery and Equipment

\$54,000

PEO Facility Capital Costs

\$100,000

