

**CITY OF MADISON
INTRA-DEPARTMENTAL
CORRESPONDENCE**

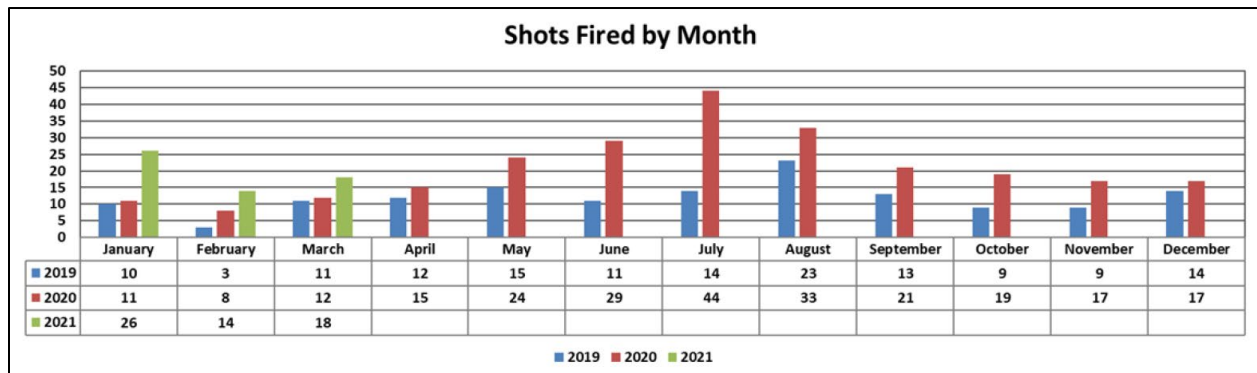
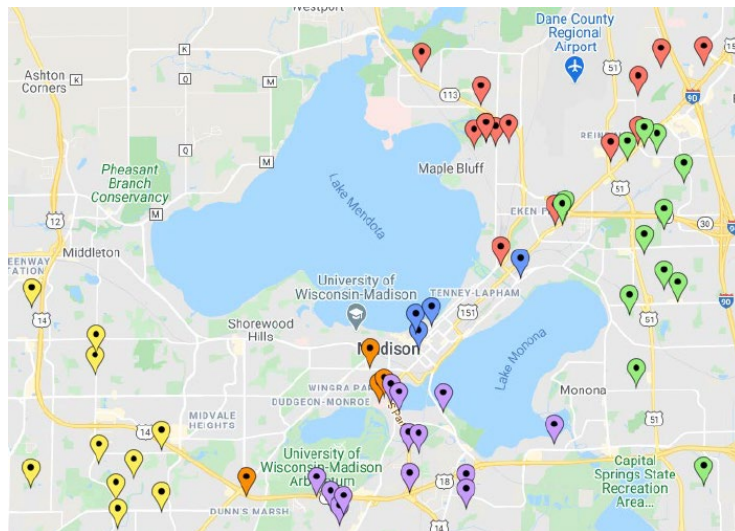
DATE: April 20, 2021

TO: All Alders
FROM: Shon F. Barnes, Chief of Police
SUBJECT: Quarterly Report

This document provides an update on selected MPD topics for the first quarter (January, February and March) of 2021. **Please consider the data included in this update as preliminary and subject to modification.**

Significant Incident Types

Shots Fired – there were fifty-eight (58) shots fired incidents in the City from January 1st through March 31st (2020). This is an **87%** increase from the first quarter of 2020. Twenty-eight (28) shots fired incidents were reported during the 4pm – midnight period; ten (10) were reported during the midnight – 8am time period; and twenty (20) were reported during the 8am – 4pm time period.

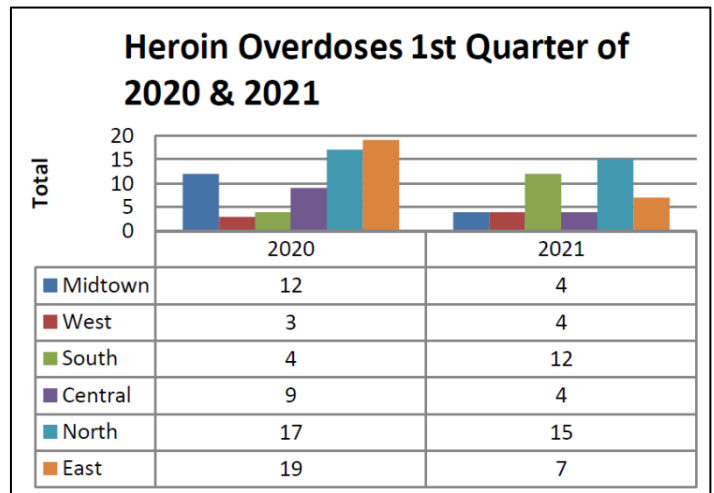
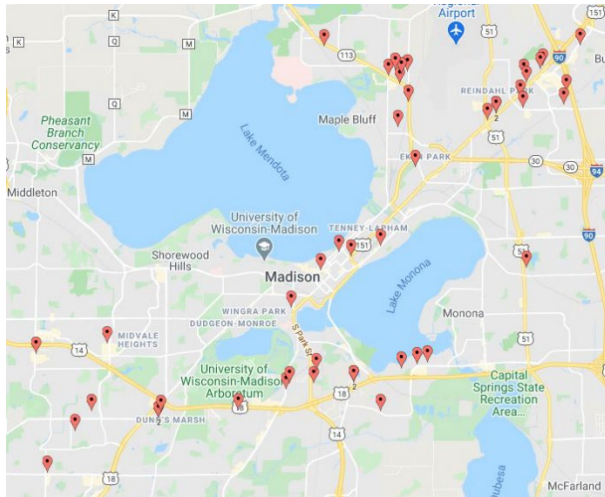


	1st Quarter	2nd Quarter	3rd Quarter	4th Quarter	Total
Property Damage	15				15
Subjects Struck by Gunfire*	9				9
Accidental Discharge	0				0
Self-Inflicted (intentional)	4				4
Casings Recovered	124				124

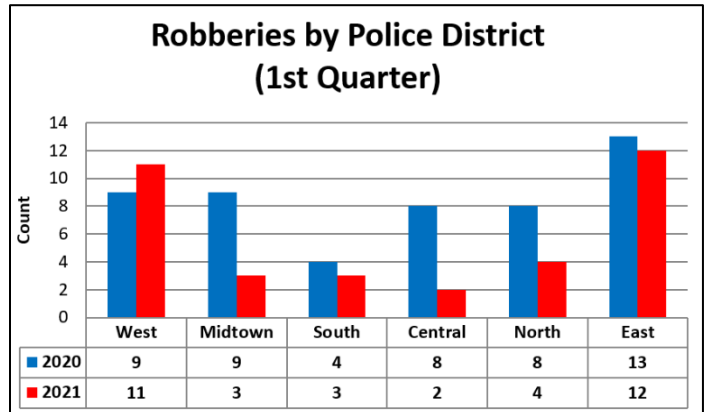
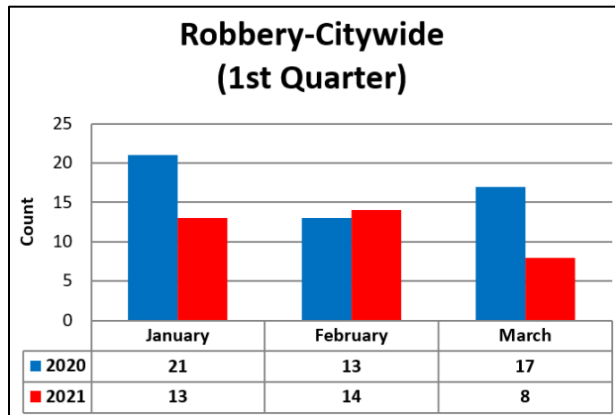
*Excludes accidental discharge & self-inflicted

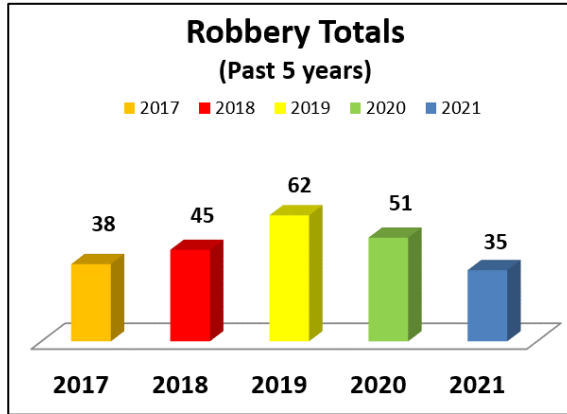
Heroin Overdoses – MPD responded to forty-six (46) known heroin overdoses during the first quarter of 2021. This is a 28% decrease from the first quarter of 2020. Note that these figures refer to known overdoses...it is likely that many overdoses are occurring without any report to MPD or MFD.

There were four (4) overdose deaths during the first quarter of 2021. This is a 60% decrease from the first quarter in 2020 [note that these figures only include overdose deaths with police involvement and clear evidence of an overdose; the actual figure may be higher].

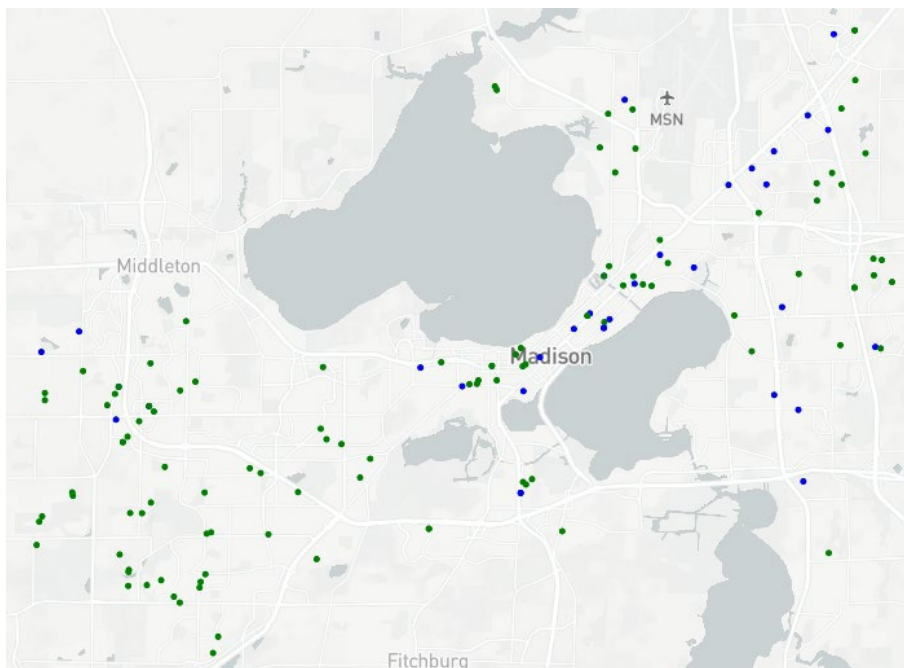
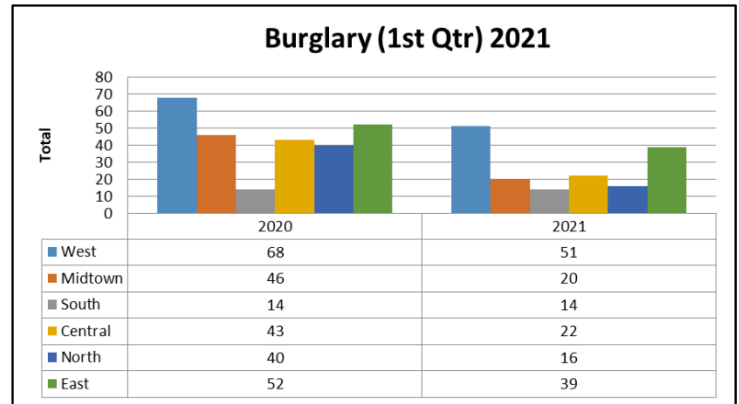
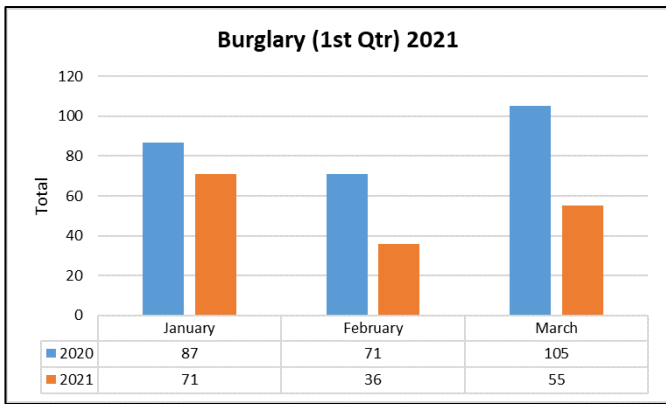


Robberies – Thirty-five (35) robberies occurred in the City during the first quarter of 2021. This is a 35% decrease from the first quarter of 2020.



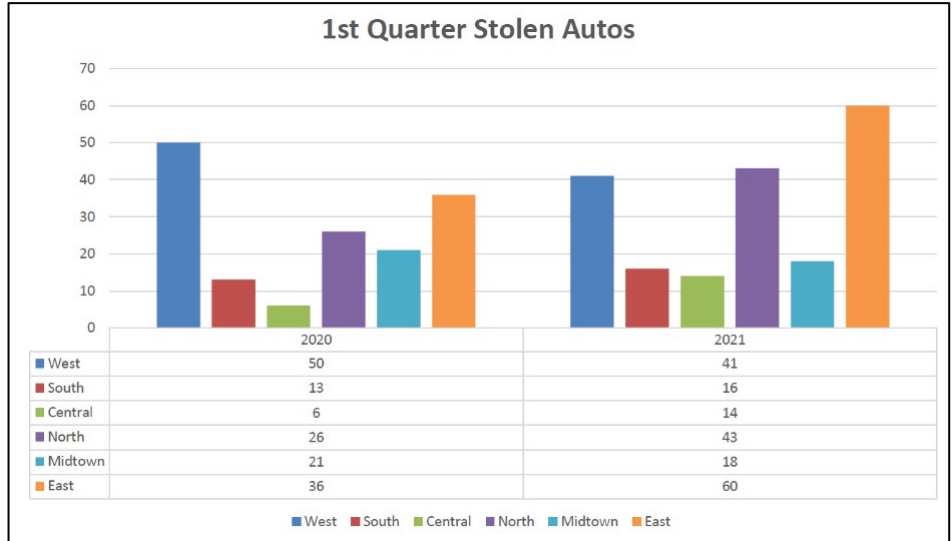


Burglaries – MPD responded to 162 burglaries during the first quarter of 2021. This is a 38% decrease from the first quarter in 2020.

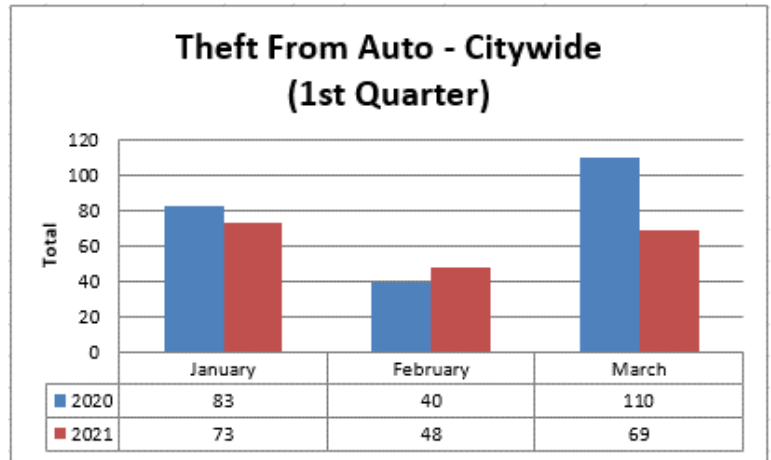


Blue: nonresidential burglary; green: residential burglary

Stolen Autos – MPD investigated 192 stolen autos during the first quarter of 2021. This is a 26% increase from the first quarter in 2020.



Thefts from Vehicles – MPD investigated 190 thefts from vehicles during the first quarter of 2021. This is an 18% decrease from the first quarter in 2020.



Arrest Data

First quarter arrest data:

Sex	Q1	Q2	Q3	Q4	Total	%
Male	980				980	76.0%
Female	310				310	24.0%
Unknown	0				0	0.0%
Total	1,290				1,290	100.0%

Race	Q1	Q2	Q3	Q4	Total	%
Asian	21				21	1.6%
African-American	683				683	52.9%
Native American	10				10	0.8%
Other	24				24	1.9%
Caucasian	552				552	42.8%
Total	1,290				1,290	100.0%
Hispanic*	90				90	7.0%

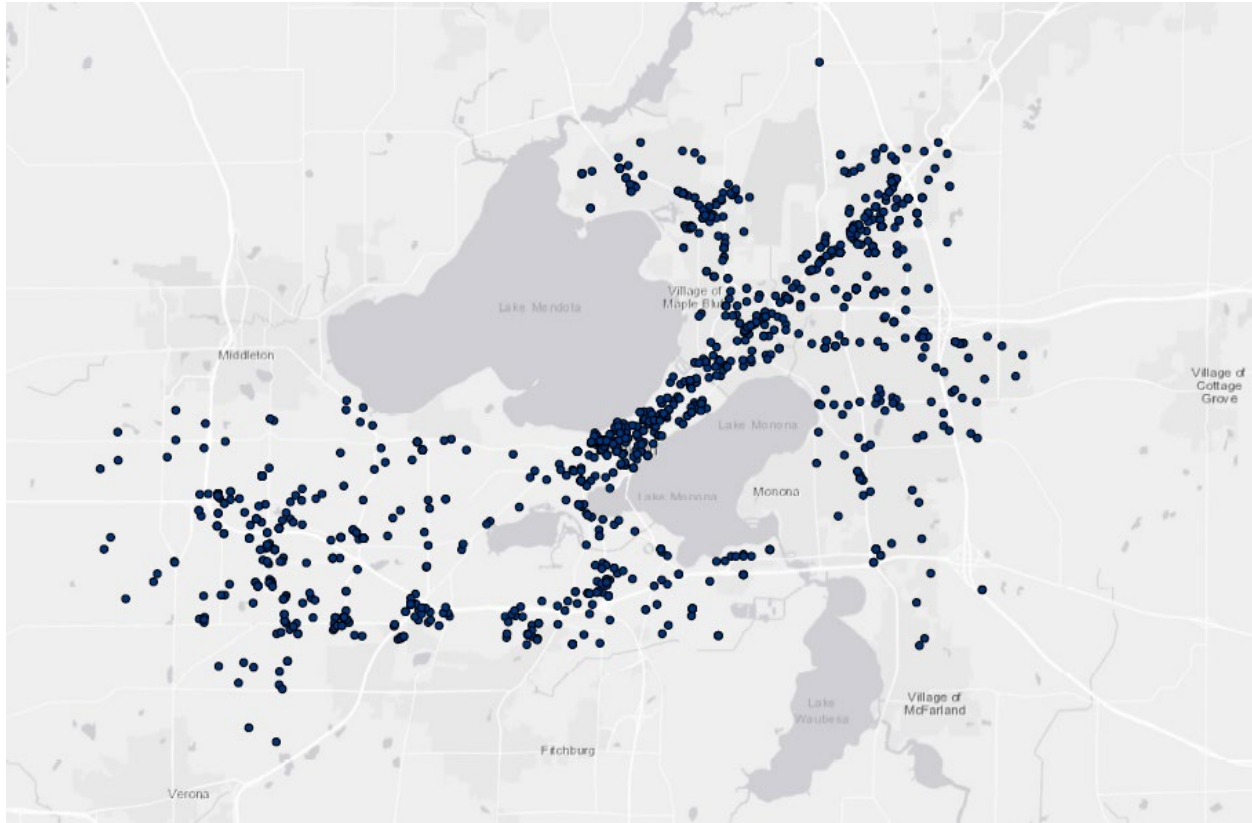
*“Hispanic” is not a racial designator used for UCR/IBR crime reporting purposes. However, it is an ethnicity collected and tracked in MPD’s records management system, in addition to race. These arrest figures are based on that data. Each arrested person with a Hispanic ethnicity will also have a race indicated (from the above options) and reflected in MPD’s crime reporting.

IBR Arrest Charges						
Group A Offenses	Q1	Q2	Q3	Q4	Total	%
Animal Cruelty	1				1	0.0%
Arson	0				0	0.0%
Assault Offenses	262				262	11.6%
Bribery	0				0	0.0%
Burglary	14				14	0.6%
Counterfeiting/Forgery	6				6	0.3%
Damage to Property	79				79	3.5%
Drug/Narcotic Offenses	138				138	6.1%
Embezzlement	5				5	0.2%
Extortion	2				2	0.1%
Fraud Offenses	16				16	0.7%
Gambling Offenses	0				0	0.0%
Homicide Offenses	1				1	0.0%
Human Trafficking Offenses	0				0	0.0%
Kidnapping/Abduction	23				23	1.0%
Larceny/Theft Offenses	131				131	5.8%
Motor Vehicle Theft	41				41	1.8%
Pornography/Obscene Material	3				3	0.1%
Prostitution Offenses	0				0	0.0%
Robbery	18				18	0.8%
Sex Offenses, Forcible	15				15	0.7%
Sex Offenses, Non-Forcible	0				0	0.0%
Stolen Property Offenses	7				7	0.3%
Weapon Law Violations	33				33	1.5%
Group B Offenses	Q1	Q2	Q3	Q4	Total	%
Bad Checks	0				0	0.0%
Curfew/Loitering/Vagrancy Violations	0				0	0.0%
Disorderly Conduct	462				462	20.4%
Driving Under the Influence	104				104	4.6%
Drunkenness	0				0	0.0%
Family Offenses, Nonviolent	15				15	0.7%
Liquor Law Violations	11				11	0.5%
Peeping Tom	0				0	0.0%
Runaway	0				0	0.0%
Trespass of Real Property	111				111	4.9%
All Other Offenses	764				764	33.8%
Total	2,262	0	0	0	2,262	100.0%

* More than one charge may be connected to an arrest.

Note that the first table reflect persons arrested, and the third table reflects charges. Some arrested persons are charged with multiple offenses, so the totals will not match.

First quarter arrests reflected geographically:



Comparison of 2020 to 2021 first quarter arrest data:

Sex	2020 (Q1)	2021 (Q1)
Male	1,261	980
Female	511	310
Unknown	1	0
Total	1,773	1,290

Race	2020 (Q1)	2021 (Q1)
Asian	38	21
African-American	780	683
Native American	7	10
Other	32	24
Caucasian	916	552
Total	1,773	1,290

Hispanic* 105 90

*"Hispanic" is not a racial designator used for UCR/IBR crime reporting purposes. However, it is an ethnicity collected and tracked in MPD's records management system, in addition to race. These arrest figures are based on that data. Each arrested person with a Hispanic ethnicity will also have a race indicated (from the above options) and reflected in MPD's crime reporting.

Use of Force Overview

During the first quarter of 2021, MPD officers responded to 28,637 incidents. In that time, there were fifty-five (55) citizen contacts in which officers used recordable force during the encounter. Each of these force incidents was reviewed for compliance with MPD standard operating procedures.

Description	Q1	Q2	Q3	Q4	Total
Calls for Service	28,637				28,637
Citizen Contacts Where Force Was Used	55				55
% of CFS Where Force Was Used	0.19%				0.19%
Force					
Decentralization/Takedown	49				49
Active Counter Measures	6				6
Taser Deployment	7				7
Hobble Restraints	4				4
OC (i.e. Pepper) Spray Deployment	0				0
Baton Strike	0				0
K9 Bite	1				1
Firearm Discharged Toward Suspect	1				1
Impact Munition	1				1
Specialty	0				0
Total	69				69
Firearm Discharged to Put Down a Sick or Suffering Animal	10				10

*Please refer to the MPD SOP on use of force data collection for the definition of recordable force and distinction between reportable and recordable use of force:

<http://www.cityofmadison.com/police/documents/sop/UseOfForceData.pdf>

First quarter use of force data by MPD district and time of day:

District*	Q1	Q2	Q3	Q4	Total	%
West	6				6	10.9%
Midtown	6				6	10.9%
South	6				6	10.9%
Central	8				8	14.5%
North	12				12	21.8%
East	16				16	29.1%
Out of County	0				0	0.0%
Within County - Assist	1				1	1.8%
Total	55				55	100.0%

Time of Day/Patrol Shift	Q1	Q2	Q3	Q4	Total	%
1st Detail (7am – 3pm)	10				10	18.2%
3rd Detail (3pm – 11pm)	32				32	58.2%
5th Detail (11pm – 7am)	13				13	23.6%
Total	55				55	100.0%

Comparison of first quarter 2020 with first quarter 2021 use of force data:

Force	2020 (Q1)	2021 (Q1)
Decentralization/Takedown	44	49
Active Counter Measures	18	6
Taser Deployment	13	7
Hobble Restraints	13	4
OC (i.e. Pepper) Spray Deployment	2	0
Baton Strike	0	0
K9 Bite	1	1
Firearm Discharged Toward Suspect	0	1
Impact Munition	2	1
Specialty (SWAT/SET)	2	0
Total	95	69

MPD Response to COVID-19

During the first quarter, MPD was able to provide all employees with the opportunity to receive the COVID vaccination. Promega Corporation donated staff and space to provide the vaccinations, and most MPD staff (more than 80%) have received the vaccination.

The department is in the process of determining a timeline for returning to normal operations, consistent with other City agencies.

Training

Forty-nine new officers completed field training and began solo patrol during the first quarter. In addition, spring in-service started; all commissioned personnel will attend. One of the topics is the Police Executive Research Forum (PERF) ICAT (Integrating Communications, Assessment, and Tactics) training. This is a nationally recognized curriculum to improve officers' response to critical incidents. The training focuses on critical thinking, communications, and tactics to improve opportunities for positive outcomes in use-of-force encounters. ICAT is being introduced to all personnel during this training, and an additional session (focusing on scenario training) will follow later this year. Providing ICAT training to all MPD commissioned personnel was a recommendation from the Madison Police Department Policy & Procedure Review Ad Hoc Committee.

SOP Updates

A number of MPD SOPs were updated during the quarter. Copies showing the changes are attached to this memo as an appendix. Note that all MPD SOPs are reviewed regularly, with the most critical SOPs being reviewed annually. This process typically results in additional SOP changes/updates.

MPD has also started posting drafts of new/revised SOPs on our website before final implementation, to allow for public review and comment.

Defense Logistics Agency/Law Enforcement Support Office (10-33 program)

MPD did not acquire any property through DLA/LESO during the first quarter of 2021.

Priority/emergency call response

During the first quarter, there were forty-two (42) instances where MPD's patrol response was limited to emergency and priority calls. Note that some of these instances did not impact citywide response but were limited to a particular district or area of the City.

The sixty-nine instances occurred on thirty-two (32) dates (some days required limited call response multiple times); this means that at some point on **36%** of the days during the first quarter MPD patrol response was limited. The forty-two instances spanned about **83** total hours of limited call response, an average of 2 hours per instance. In terms of total hours during the first quarter, MPD patrol response was limited to emergency and priority calls about **4%** of the time.

Promotions

2021 – First Quarter Promotions

Detective Caleb Johnson to Detective Sergeant
Police Officer Matthew Magolan to Detective

Discipline/compliments (link to quarterly PS&IA summary):

<https://www.cityofmadison.com/police/documents/psiaRecognition2021JanMar.pdf>

<https://www.cityofmadison.com/police/documents/psiaSummary2021JanMar.pdf>