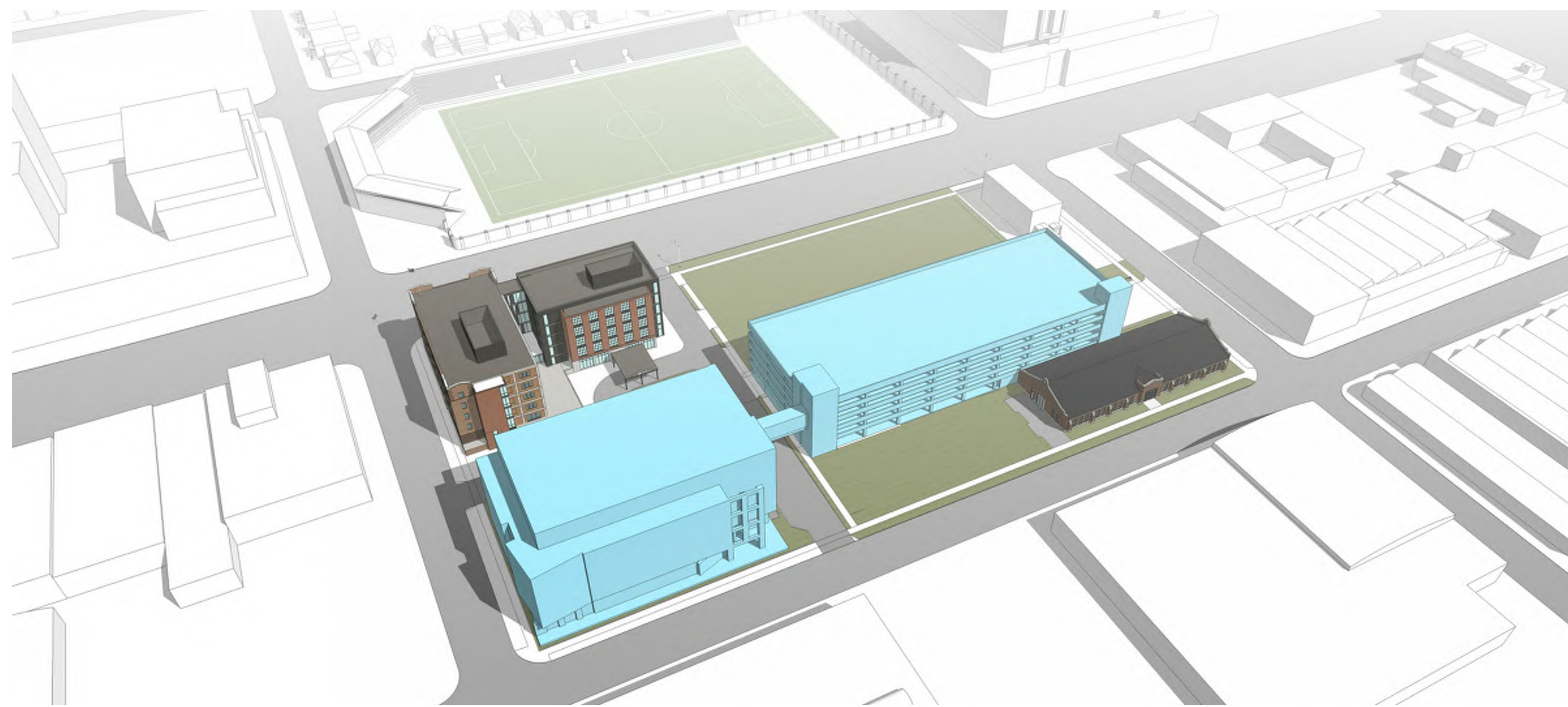




Archipelago - UDC Minor Alteration
929 E Washington - Archipelago
10/07/2020



PHASE ONE



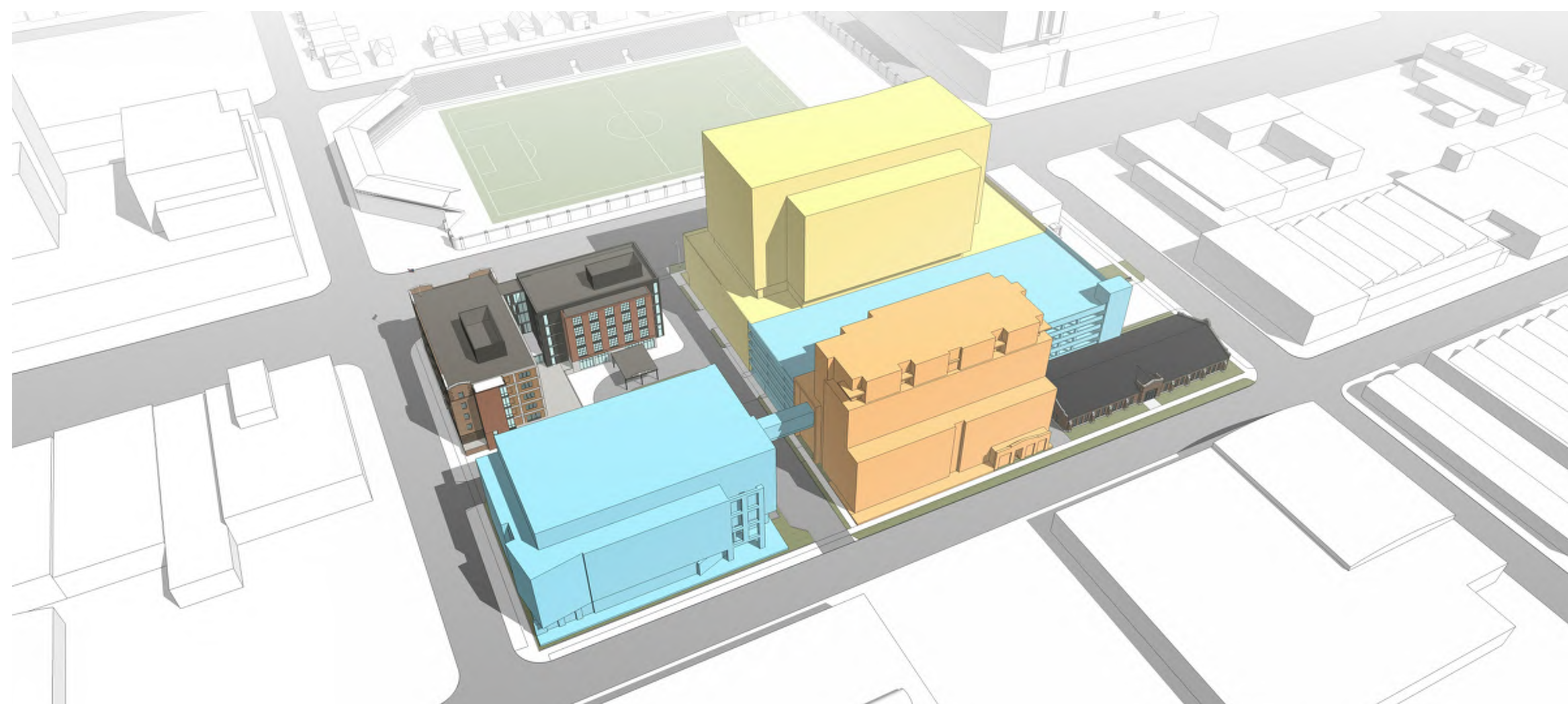
PHASE ONE



PHASE TWO



PHASE TWO






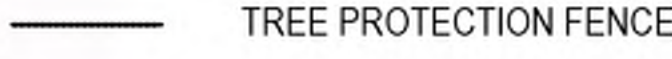
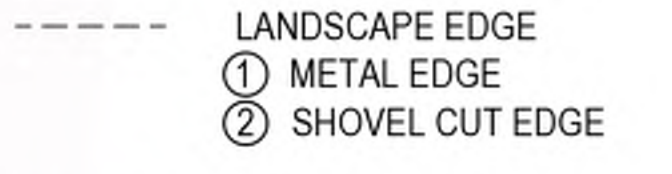
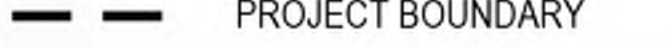


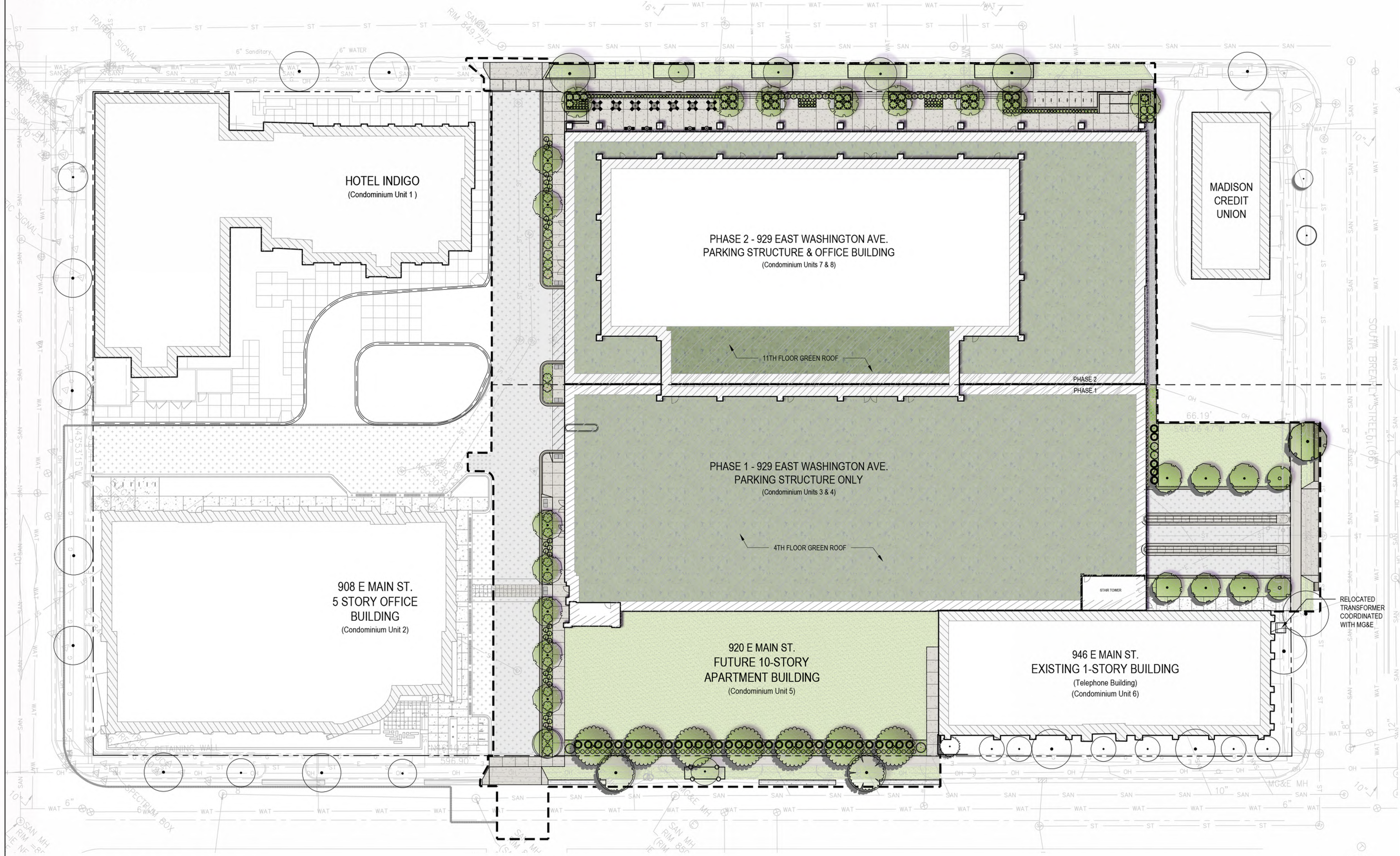
PHASE THREE



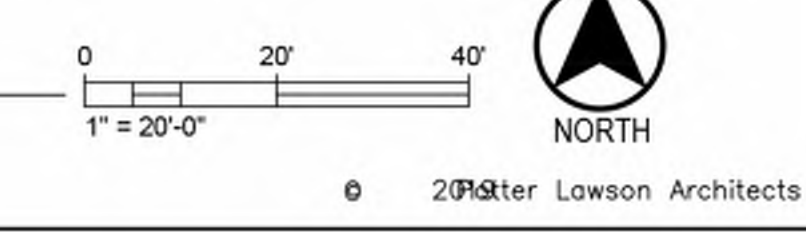
PHASE THREE

LEGEND

-  SEEDED BLUEGRASS LAWN
-  GREEN ROOF
-  HARDWOOD BARK MULCH PLANTING BED WITH SHOVEL CUT EDGE
-  STONE MULCH WITH METAL EDGE
-  EXISTING TREE
-  TREE PROTECTION FENCE
-  LANDSCAPE EDGE
 ① METAL EDGE
 ② SHOVEL CUT EDGE
-  PROJECT BOUNDARY



1 OVERALL SITE RESTORATION PLAN
 SCALE: 1" = 20'-0" (AT 30"x42" FULL SIZE SHEET)



Notes:



PRELIMINARY
 NOT FOR CONSTRUCTION

Archipelago
 929 E Washington Ave
 Madison, Wisconsin

Project #: 2016.36.02

Date	Issuance/Revisions	Symbol
01/23/2019	MADISON LAND USE APPLICATION	
04/30/2019	REVISED LAND USE SUBMITTAL	
06/19/2019	REVISED LAND USE SUBMITTAL	
07/26/2019	SUBMITTAL SUPPLEMENT	
05/04/2020	CONDITIONAL USE MINOR ALTERATION	
05/28/2020	DD PHASE GMP DRAWING SET	
09/02/2020	CONDITIONAL USE MINOR ALTERATION	



Previously Approved


Modified design

DESIGN COMPAIRISONS


929 E Washington - Archipelago
10/07/2020



BUILDING PERSPECTIVES
929 E Washington - Archipelago
10/07/2020




NE Building Elevation
929 E Washington - Archipelago
10/07/2020



SW Building Elevation
929 E Washington - Archipelago
10/07/2020



1



6



7



8


1. Biesanz Stone
2. Window mullion color. Color to match Larson: Pewter Metallic
3. Concealed fastener metal panel. Larson: Medium Gray Mica
4. Concealed fastener metal panel. Larson: Pewter Metallic
5. Formed concrete masonry unit
6. Vision glass
7. Spandrel glass
8. Parking garage glass with 50% opacity film



2




3



5



4



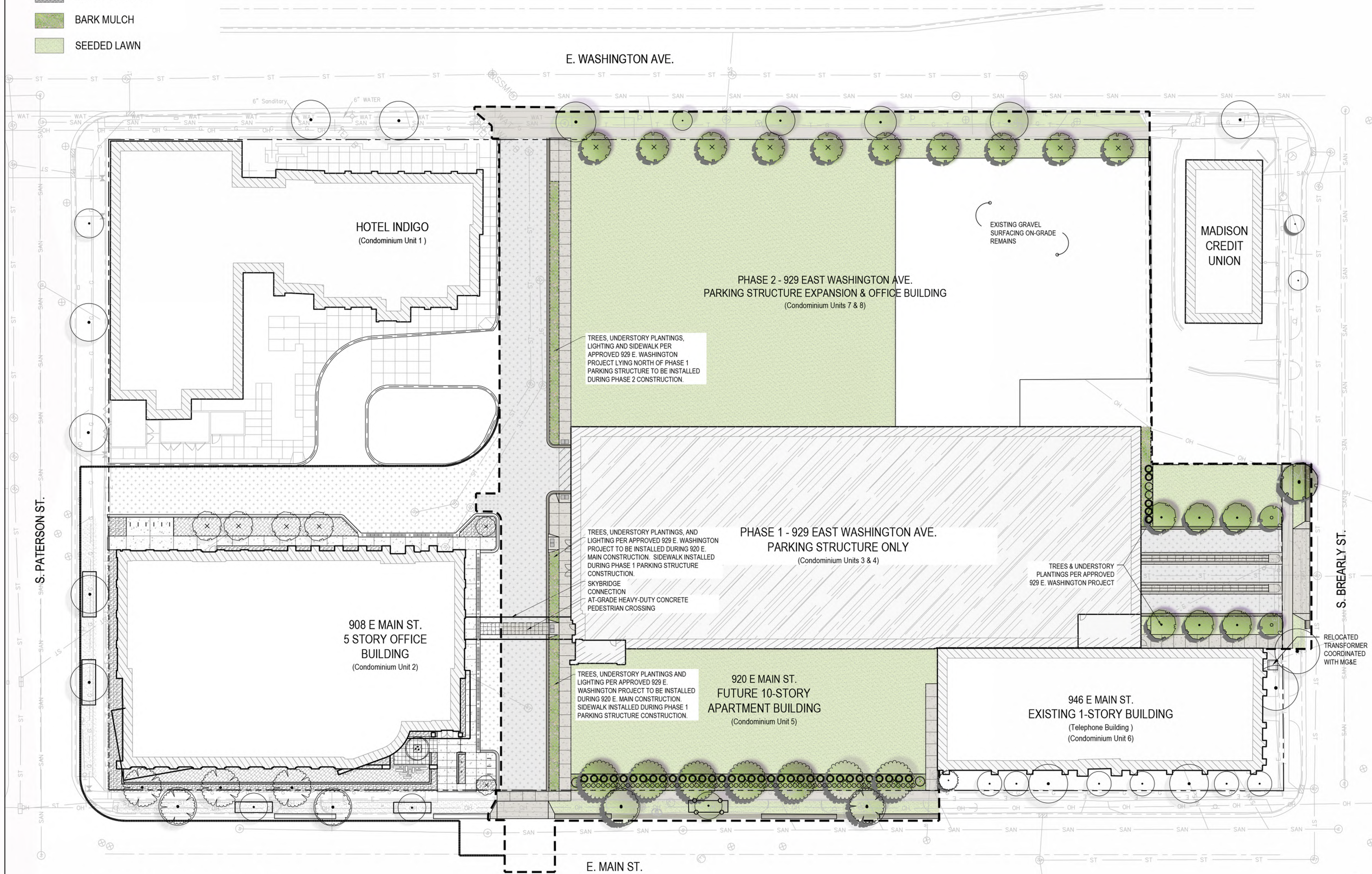
1 1 8 3 4 1

Building Materials - Office Tower
 929 E Washington - Archipelago
 10/07/2020




LEGEND

- PROJECT LIMITS
- - - - PROPERTY LINE
- TREE PROTECTION FENCE
- HEAVY DUTY ASPHALT PAVEMENT
- STANDARD CONCRETE PAVEMENT
- HEAVY DUTY CONCRTE PAVEMENT
- MINERAL MULCH
- BARK MULCH
- SEEDED LAWN



1 OVERALL SITE RESTORATION PLAN - PHASE 1
SCALE: 1"=20'-0"



Notes:

PRELIMINARY
NOT FOR CONSTRUCTION


Archipelago
929 E Washington Ave
Madison, Wisconsin

Project #: 2016.36.02

Date	Issuance/Revisions	Symbol
01/23/2019	MADISON LAND USE APPLICATION	
04/30/2019	REVISED LAND USE SUBMITTAL	
06/19/2019	REVISED LAND USE SUBMITTAL	
07/26/2019	SUBMITTAL SUPPLEMENT	
05/04/2020	CONDITIONAL USE MINOR ALTERATION	
05/28/2020	DD PHASE GMP DRAWING SET	
08/02/2020	CONDITIONAL USE MINOR ALTERATION	
09/02/2020	CONDITIONAL USE MINOR ALTERATION	




North-West Perspective




South Perspective


Building Perspectives
Archipelago - Phase 1 Parking Ramp
10/07/2020




North-East Perspective



East Perspective





West Perspective



South-East Perspective


Building Perspectives
Archipelago - Phase 1 Parking Ramp
10/07/2020



1. Exposed fastener, perforated, corrugated metal panel. 3 different corrugated profiles will be used with a random distribution. Panels will be painted 2 different colors with a random distribution

- A. Panel color: XL Silver Gray
- B. Panel color: XL Pewter

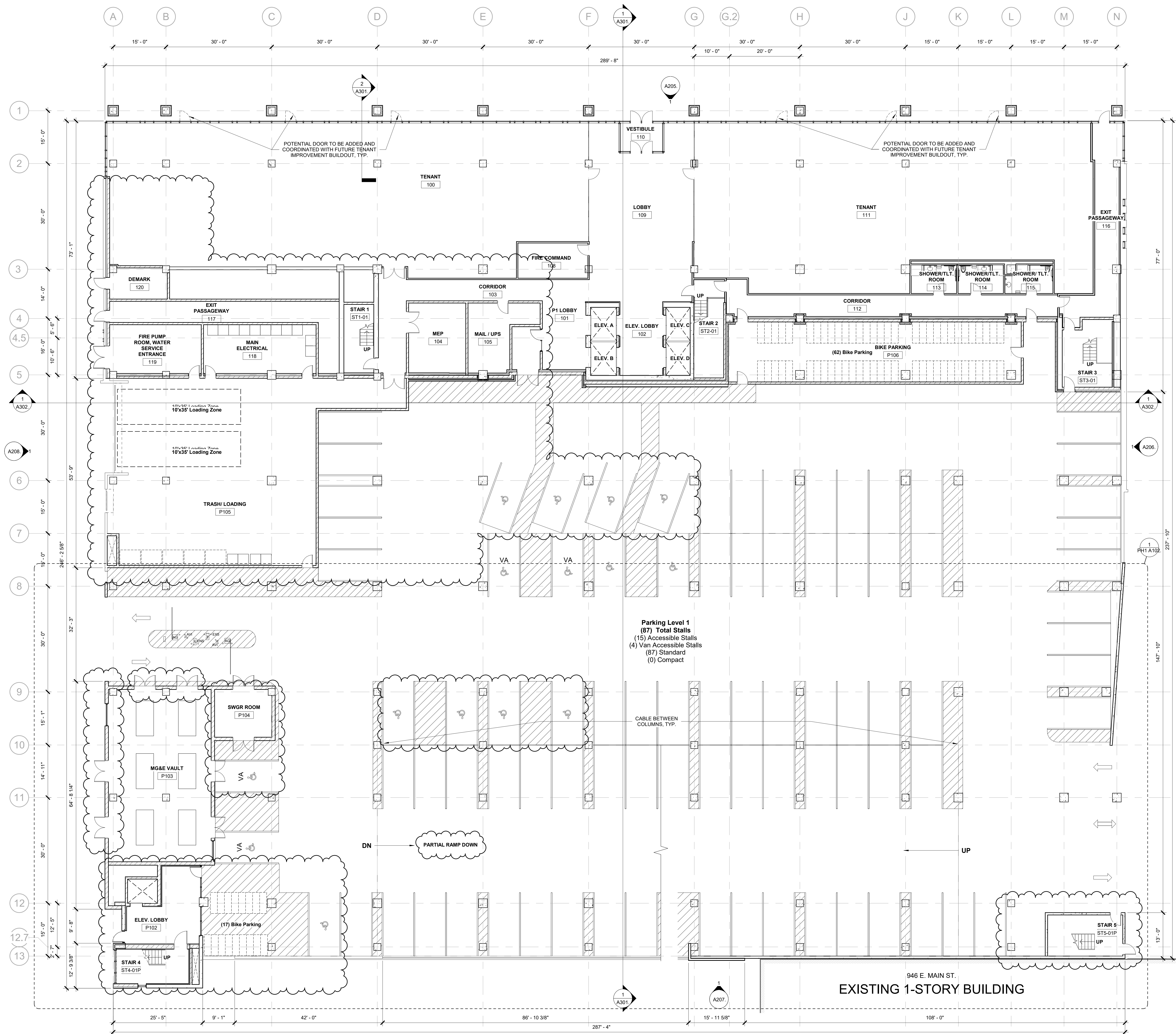
- 2. Painted steel members. Tricorn Black
- 3. Black anodized window mullions
- 4. Concealed metal panel. Larson: Classic Black
- 5. Vision glass
- 6. Precast concrete
- 7. Mural



Building Materials - Parking Ramp
 929 E Washington - Archipelago
 10/07/2020



**Potter
Lawson**
Success by Design

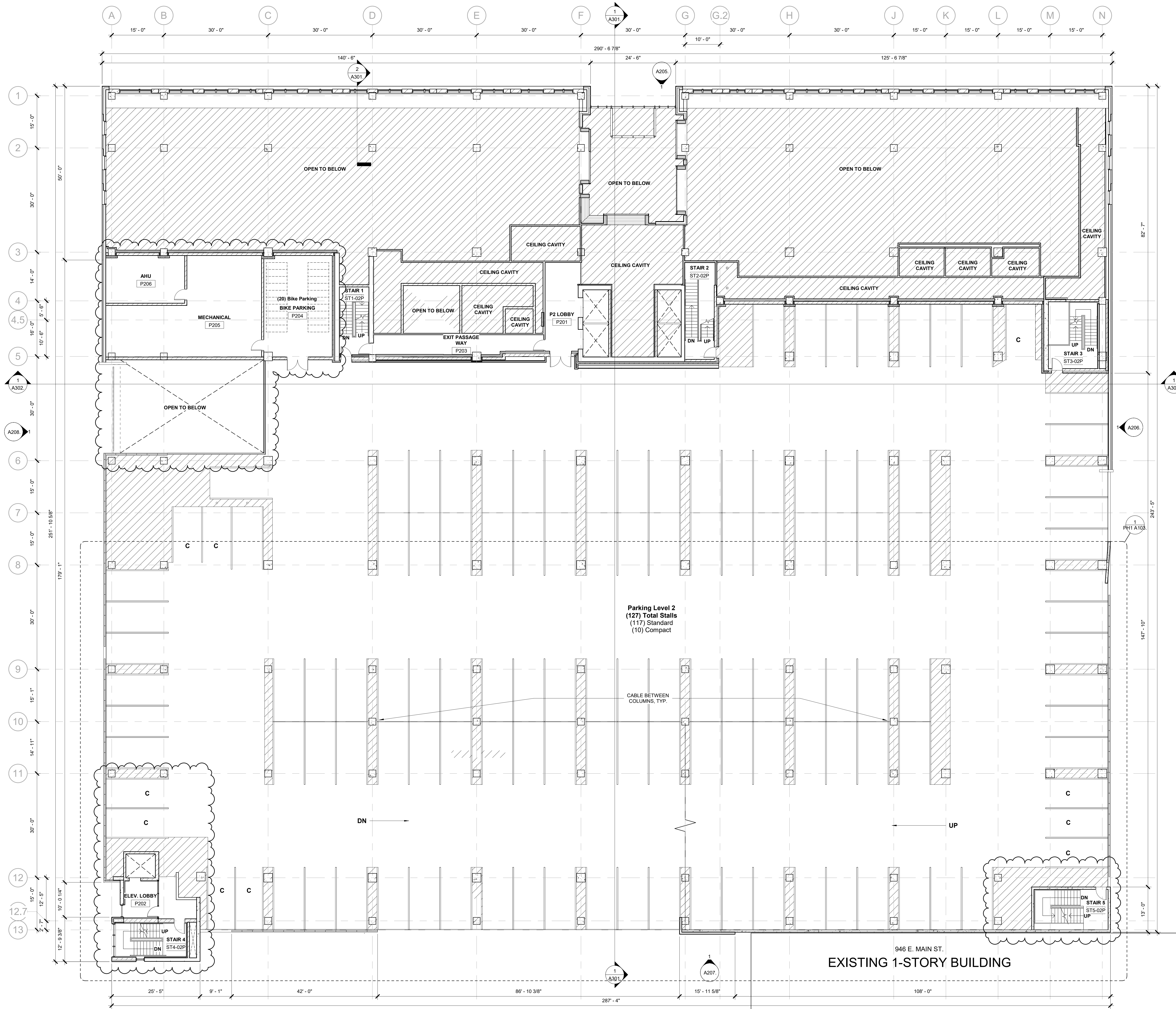


Parking Level 1
 (87) Total Stalls
 (15) Accessible Stalls
 (4) Van Accessible Stalls
 (87) Standard
 (0) Compact

946 E. MAIN ST.
 EXISTING 1-STORY BUILDING

1 FIRST FLOOR PLAN / PARKING LEVEL 1
 A102. 3/32" = 1'-0"



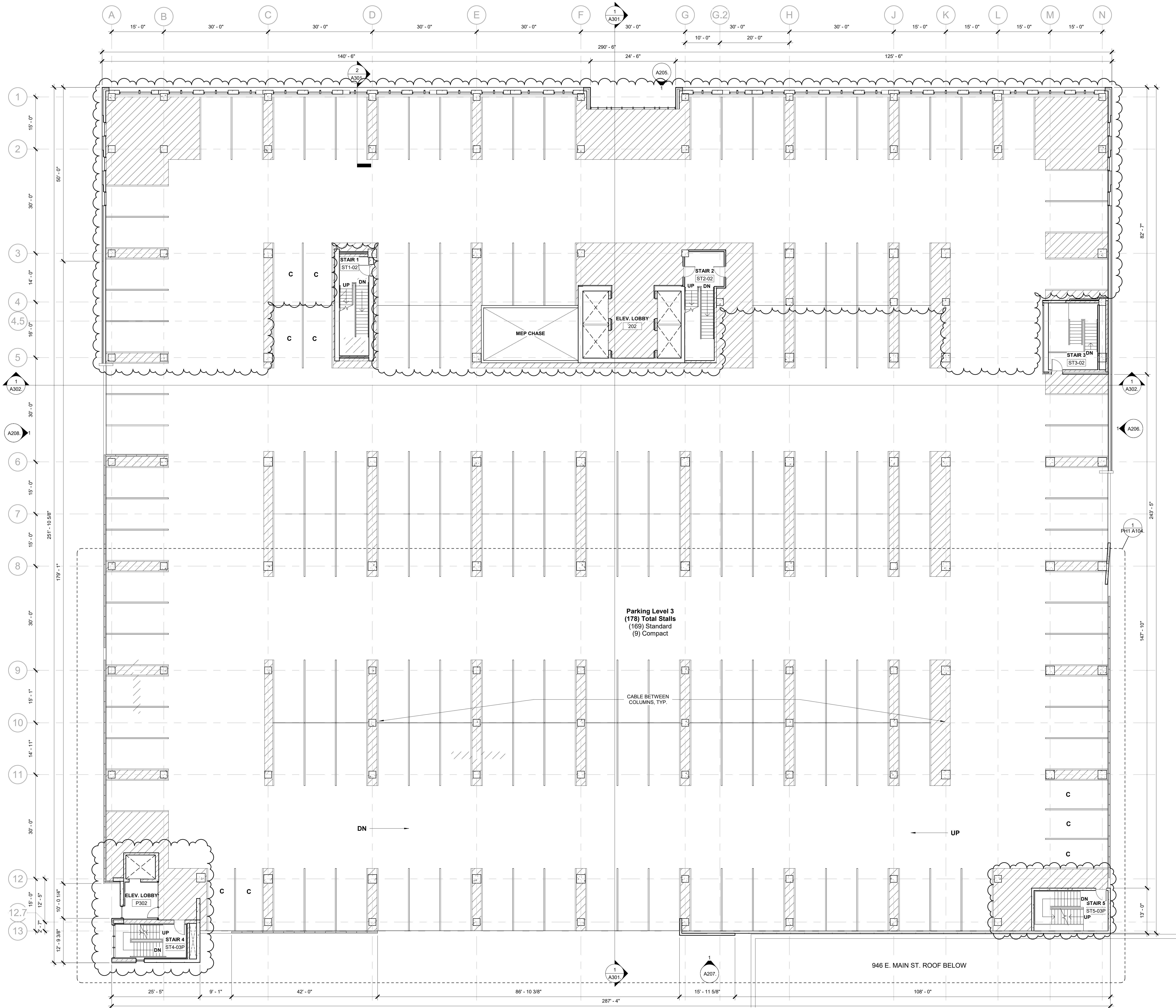


Parking Level 2
 (127) Total Stalls
 (117) Standard
 (10) Compact

946 E. MAIN ST.
EXISTING 1-STORY BUILDING

1 PARKING LEVEL 2
 A103. 3/32" = 1'-0"



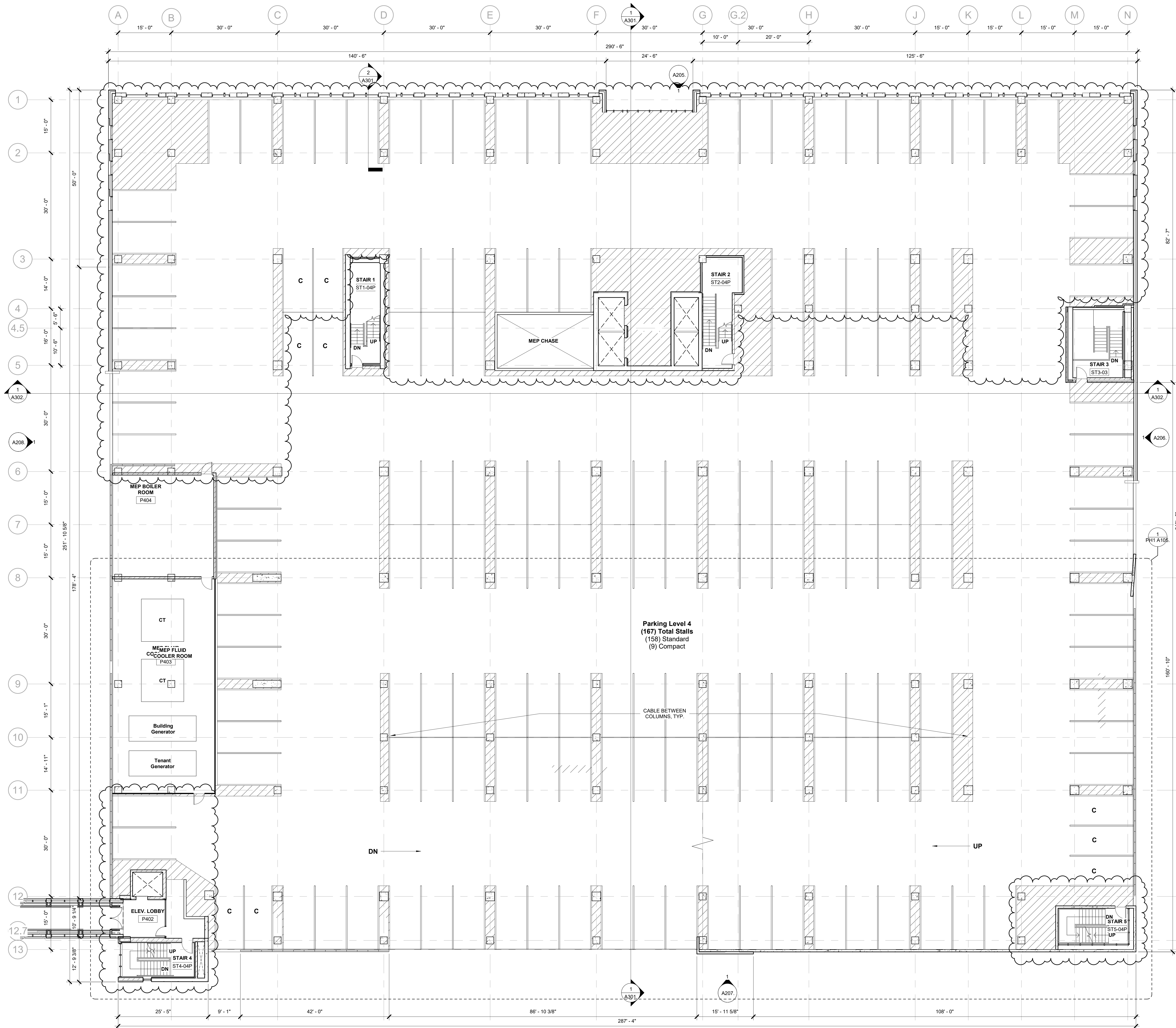


Parking Level 3
 (178) Total Stalls
 (169) Standard
 (9) Compact

946 E. MAIN ST. ROOF BELOW

1 PARKING LEVEL 3
 A104 3/32" = 1'-0"

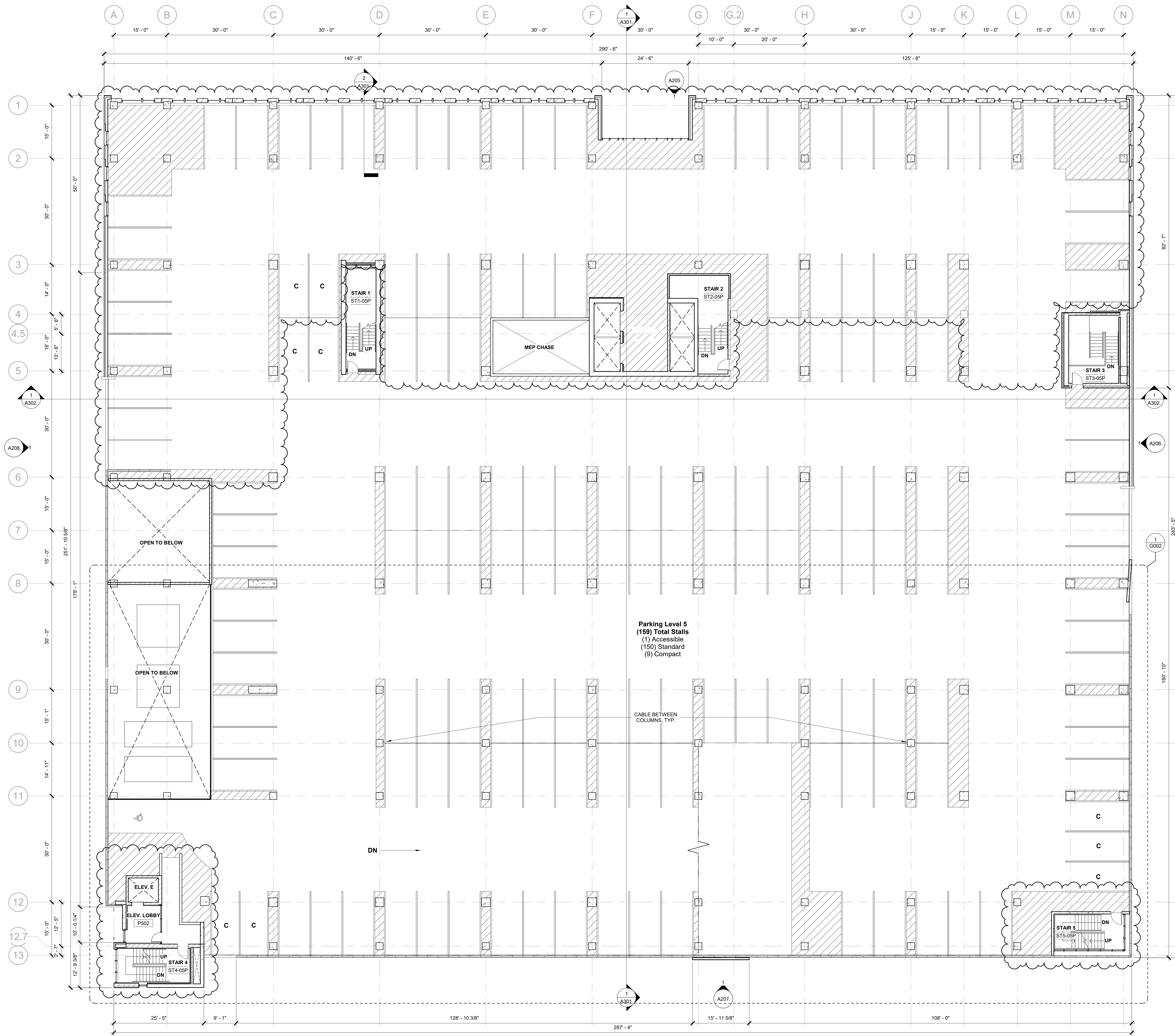




Parking Level 4
 (167) Total Stalls
 (158) Standard
 (9) Compact

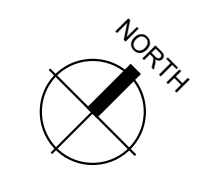
1 PARKING LEVEL 4
 3/32" = 1'-0"






Parking Level 5
 (159) Total Stalls
 (1) Accessible
 (150) Standard
 (9) Compact

1 PARKING LEVEL 5
 A107. 3/32" = 1'-0"





CAPITOL VIEW PRESERVATIONS ELEVATION = 1,032.8 (187.2' ABOVE 845.6 MCD)
1009.00 MCD

- FAA HEIGHT 257' - 0"
- ROOF 253' - 0"
- ELEVENTH FLOOR 238' - 3"
- TENTH FLOOR 225' - 5"
- NINTH FLOOR 212' - 7"
- EIGHTH FLOOR 199' - 9"
- SEVENTH FLOOR 186' - 11"
- SIXTH FLOOR 174' - 1"
- FIFTH FLOOR 161' - 3"
- FOURTH FLOOR/ ROOF 148' - 5"
- PARKING LEVEL 5 137' - 9"
- PARKING LEVEL 4 128' - 6"
- PARKING LEVEL 3 119' - 3"
- FIRST FLOOR/ P1 100' - 0"


1 NORTH WEST ELEVATION
AZ01. 3/32" = 1'-0"

ELEVATION KEY NOTES

- 1 SSG PAINTED ALUMINUM UNITIZED CURTAIN WALL SYSTEM. COLOR MATCH TO LARSON PEWTER METALLIC
- 2 PAINTED ALUMINUM CURTAIN WALL SYSTEM. CAPTURED VERTICAL, TOP AND BOTTOM MULLIONS. SSG HORIZONTALS. COLOR MATCH TO LARSON PEWTER METALLIC.
- 3 PAINTED ALUMINUM WINDOW WALL SYSTEM. CAPTURED VERTICAL, TOP AND BOTTOM MULLIONS. SSG HORIZONTALS. COLOR MATCH TO LARSON PEWTER METALLIC. 50% OPACITY WINDOW FILM ON GLASS AT PARKING LEVELS.
- 4 SPANDREL GLAZING. 50% OPACITY WINDOW FILM ON GLASS AT PARKING LEVELS.
- 5 EXTRUDED PAINTED ALUMINUM MULLION CAP. COLOR MATCH TO LARSON PEWTER METALLIC
- 6 STONE VENEER. BIESANZ STONE (TAN), FLEURI CUT, HONED FINISH
- 7 CONCEALED FASTENER COMPOSITE/ ACM METAL PANEL TYPE 1 - COLOR MATCH TO LARSON PEWTER METALLIC
- 8 FORMED BLOCK 8"x16", ANGELUS H-LITE MARK 1 - BLACK CANYON
- 9 ARCHITECTURAL PRECAST CONCRETE PANELS
- 10 BIESANZ STONE ACCENT FIN (TAN), FLEURI CUT
- 11 SKYWALK AND SKYWALK SUPPORT NOT IN SCOPE OF PROJECT
- 12 GLASS GUARDRAIL W/ FRIT PATTERN
- 13 RUBBED CONCRETE WALL / PLANTER
- 14 MURAL WALL
- 15 INSULATED OVERHEAD DOOR - COLOR MATCH TO SW 6258 TRICORN BLACK
- 16 RAMP ENTRY
- 17 FIRE DEPARTMENT CONNECTION
- 18 BUILDING MOUNTED EXTERIOR LIGHT FIXTURE
- 19 GLASS BLOCK WINDOW
- 20 EXISTING BUILDING
- 21 CONCEALED FASTENER COMPOSITE/ ACM METAL PANEL TYPE 2 - COLOR MATCH TO LARSON MEDIUM GREY MICA
- 22 CORRUGATED, PERFORATED METAL PANEL TYPE 3. BASIS OF DESIGN CENTRIA ECOSCREEN. EQUAL PARTS OF EACH - BR5-36, MR3-36, STYLE-RIB. 40% OPEN AREA, STAGGERED PATTERN, 3/8" HOLES @ 9/16" SPACING. (2) PAINT FINISH: 50% 9967 XL PEWTER, 50% 9962 XL SILVER GRAY. DISTRIBUTION OF PANEL LAYOUT IS RANDOM
- 23 EXPOSED POST TENSIONED STRUCTURAL SLAB
- 24 STEEL ANGLE, GALVANIZED, PRIMED AND PAINTED - SW 6258 TRICORN BLACK
- 25 STEEL CRASH CABLE RAIL/ GUARDRAIL - SW 6258 TRICORN BLACK
- 26 STEEL GUARDRAIL, GALVANIZED, PRIMED AND PAINTED - SW 6258 TRICORN BLACK
- 27 BLACK ANODIZED ALUMINUM CURTAIN WALL
- 28 MECHANICAL LOUVER - COLOR: SW 6258 TRICORN BLACK
- 29 HOLLOW METAL DOOR - COLOR: SW 6258 TRICORN BLACK
- 30 CONCEALED FASTENER COMPOSITE/ ACM METAL PANEL TYPE 4 - COLOR: LARSON - CLASSIC BLACK
- 31 STEEL FRAME, GALVANIZED, PRIMED AND PAINTED - SW 6258 TRICORN BLACK
- 32 BLACK ANODIZED ALUMINUM WINDOW WALL

BUILDING ELEVATIONS
929 E Washington - Archipelago
10/07/2020





1 NORTH ELEVATION
A201 3/32" = 1'-0"

- Notes:
- ELEVATION KEY NOTES
- 1 SSG PAINTED ALUMINUM UNITIZED CURTAIN WALL SYSTEM
 - 2 PAINTED ALUMINUM CURTAIN WALL SYSTEM. CAPTURED VERTICAL, TOP AND BOTTOM MULLIONS. SSG HORIZONTALS
 - 3 PAINTED ALUMINUM WINDOW WALL SYSTEM. CAPTURED VERTICAL, TOP AND BOTTOM MULLIONS. SSG HORIZONTALS
 - 4 SPANDREL GLAZING
 - 5 EXTRUDED PAINTED ALUMINUM MULLION CAP
 - 6 STONE VENEER
 - 7 METAL PANEL
 - 8 NOT USED
 - 9 PRECAST CONCRETE WALL PANEL
 - 10 BURNISHED BLOCK
 - 11 PAINTED MECHANICAL LOUVER
 - 12 GLASS GUARDRAIL W/ FRIT PATTERN
 - 13 RUBBED CONCRETE WALL W PLANTER
 - 14 GREEN SCREEN WOVEN WIRE MESH ON STEEL FRAME, GALVANIZED, PRIMED AND PAINTED
 - 15 INSULATED OVERHEAD DOOR
 - 16 RAMP ENTRY
 - 17 FIRE DEPARTMENT CONNECTION
 - 18 NOT USED
 - 19 BUILDING MOUNTED EXTERIOR LIGHT FIXTURE
 - 20 GENERATOR EXHAUST FLUE

PRELIMINARY
NOT FOR CONSTRUCTION

Archipelago


929 E Washington Ave
Madison, Wisconsin

2016.36.02

Date	Issuance/Revisions	Symbol
07/23/2019	MADISON LAND USE APPLICATION	
04/02/2019	REVISED LAND USE SUBMITTAL	
06/19/2019	REVISED LAND USE SUBMITTAL	
07/29/2019	SUBMITTAL SUPPLEMENT	
09/23/2020	UDC MINOR ALTERATION	

PREVIOUS
BUILDING
ELEVATIONS

A201.P




1 NORTH EAST ELEVATION
A202. 3/32" = 1'-0"

- ELEVATION KEY NOTES**
- 1 SSG PAINTED ALUMINUM UNITIZED CURTAIN WALL SYSTEM. COLOR MATCH TO LARSON PEWTER METALLIC
 - 2 PAINTED ALUMINUM CURTAIN WALL SYSTEM. CAPTURED VERTICAL, TOP AND BOTTOM MULLIONS. SSG HORIZONTALS. COLOR MATCH TO LARSON PEWTER METALLIC.
 - 3 PAINTED ALUMINUM WINDOW WALL SYSTEM. CAPTURED VERTICAL, TOP AND BOTTOM MULLIONS. SSG HORIZONTALS. COLOR MATCH TO LARSON PEWTER METALLIC. 50% OPACITY WINDOW FILM ON GLASS AT PARKING LEVELS.
 - 4 SPANDREL GLAZING. 50% OPACITY WINDOW FILM ON GLASS AT PARKING LEVELS.
 - 5 EXTRUDED PAINTED ALUMINUM MULLION CAP. COLOR MATCH TO LARSON PEWTER METALLIC
 - 6 STONE VENEER. BIESANZ STONE (TAN), FLEURI CUT, HONED FINISH
 - 7 CONCEALED FASTENER COMPOSITE/ ACM METAL PANEL TYPE 1 - COLOR MATCH TO LARSON PEWTER METALLIC
 - 8 FORMED BLOCK 8"x18", ANGELUS HI-LITE MARK 1 - BLACK CANYON
 - 9 ARCHITECTURAL PRECAST CONCRETE PANELS
 - 10 BIESANZ STONE ACCENT FIN (TAN), FLEURI CUT
 - 11 SKYWALK AND SKYWALK SUPPORT NOT IN SCOPE OF PROJECT
 - 12 GLASS GUARDRAIL W/ FRIT PATTERN
 - 13 RUBBED CONCRETE WALL / PLANTER
 - 14 MURAL WALL
 - 15 INSULATED OVERHEAD DOOR - COLOR MATCH TO SW 6258 TRICORN BLACK
 - 16 RAMP ENTRY
 - 17 FIRE DEPARTMENT CONNECTION
 - 18 BUILDING MOUNTED EXTERIOR LIGHT FIXTURE
 - 19 GLASS BLOCK WINDOW
 - 20 EXISTING BUILDING
 - 21 CONCEALED FASTENER COMPOSITE/ ACM METAL PANEL TYPE 2 - COLOR MATCH TO LARSON MEDIUM GREY MICA
 - 22 CORRUGATED, PERFORATED METAL PANEL TYPE 3. BASIS OF DESIGN CENTRIA ECOSCREEN. EQUAL PARTS OF EACH - BR5-36, MR3-36, STYLE-RIB. 40% OPEN AREA, STAGGERED PATTERN, 3/8" HOLES @ 9/16" SPACING. (2) PAINT FINISH: 50% 9957 XL PEWTER, 50% 9962 XL SILBER GRAY. DISTRIBUTION OF PANEL LAYOUT IS RANDOM
 - 23 EXPOSED POST TENSIONED STRUCTURAL SLAB
 - 24 STEEL ANGLE, GALVANIZED, PRIMED AND PAINTED - SW 6258 TRICORN BLACK
 - 25 STEEL CRASH CABLE RAIL/ GUARDRAIL - SW 6258 TRICORN BLACK
 - 26 STEEL GUARDRAIL, GALVANIZED, PRIMED AND PAINTED - SW 6258 TRICORN BLACK
 - 27 BLACK ANODIZED ALUMINUM CURTAIN WALL
 - 28 MECHANICAL LOUVER - COLOR: SW 6258 TRICORN BLACK
 - 29 HOLLOW METAL DOOR - COLOR: SW 6258 TRICORN BLACK
 - 30 CONCEALED FASTENER COMPOSITE/ ACM METAL PANEL TYPE 4 - COLOR: LARSON - CLASSIC BLACK
 - 31 STEEL FRAME, GALVANIZED, PRIMED AND PAINTED - SW 6258 TRICORN BLACK
 - 32 BLACK ANODIZED ALUMINUM WINDOW WALL

BUILDING ELEVATIONS
929 E Washington - Archipelago
10/07/2020





1 EAST ELEVATION
A202 3/32" = 1'-0"

Notes:

- ELEVATION KEY NOTES**
- 1 SSG PAINTED ALUMINUM UNITIZED CURTAIN WALL SYSTEM
 - 2 PAINTED ALUMINUM CURTAIN WALL SYSTEM, CAPTURED VERTICAL, TOP AND BOTTOM MULLIONS, SSG HORIZONTALS
 - 3 PAINTED ALUMINUM WINDOW WALL SYSTEM, CAPTURED VERTICAL, TOP AND BOTTOM MULLIONS, SSG HORIZONTALS
 - 4 SPANDREL GLAZING
 - 5 EXTRUDED PAINTED ALUMINUM MULLION CAP
 - 6 STONE VENEER
 - 7 METAL PANEL
 - 8 PERFORATED ARCHITECTURAL METAL PANEL
 - 9 PRECAST CONCRETE WALL PANEL
 - 10 BURNISHED BLOCK
 - 11 PAINTED MECHANICAL LOUVER
 - 12 GLASS GUARDRAIL W/ FRIT PATTERN
 - 13 RUBBED CONCRETE WALL/ W PLANTER
 - 14 GREEN SCREEN WOVEN WIRE MESH ON STEEL FRAME, GALVANIZED, PRIMED AND PAINTED
 - 15 INSULATED OVERHEAD DOOR
 - 16 RAMP ENTRY
 - 17 FIRE DEPARTMENT CONNECTION
 - 18 NOT USED
 - 19 BUILDING MOUNTED EXTERIOR LIGHT FIXTURE
 - 20 GENERATOR EXHAUST FLUE
 - 21 EXISTING BUILDING

PRELIMINARY
NOT FOR CONSTRUCTION


Archipelago

929 E Washington Ave
Madison, Wisconsin

2016.36.02

Date	Issuance/Revisions	Symbol
07/23/2019	MADISON LAND USE APPLICATION	
04/30/2019	REVISED LAND USE SUBMITTAL	
06/19/2019	REVISED LAND USE SUBMITTAL	
05/04/2020	CONDITIONAL USE MINOR ALTERATION	
09/23/2020	UDC MINOR ALTERATION	

**PREVIOUS
BUILDING
ELEVATIONS**



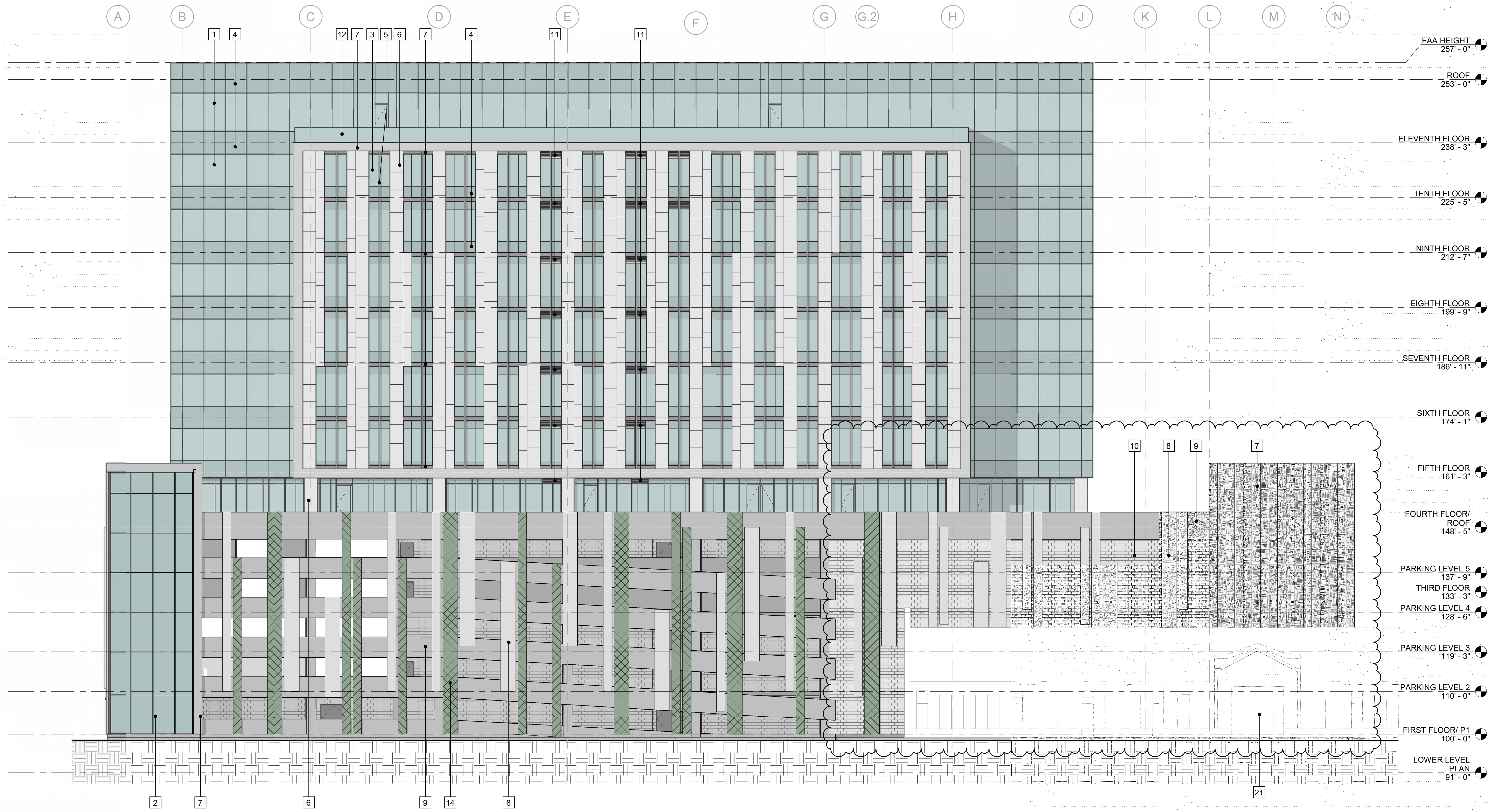
1 SOUTH EAST ELEVATION
A203. 3/32" = 1'-0"

ELEVATION KEY NOTES

- 1 SSG PAINTED ALUMINUM UNITIZED CURTAIN WALL SYSTEM. COLOR MATCH TO LARSON PEWTER METALLIC
- 2 PAINTED ALUMINUM CURTAIN WALL SYSTEM. CAPTURED VERTICAL, TOP AND BOTTOM MULLIONS. SSG HORIZONTALS. COLOR MATCH TO LARSON PEWTER METALLIC.
- 3 PAINTED ALUMINUM WINDOW WALL SYSTEM. CAPTURED VERTICAL, TOP AND BOTTOM MULLIONS. SSG HORIZONTALS. COLOR MATCH TO LARSON PEWTER METALLIC. 50% OPACITY WINDOW FILM ON GLASS AT PARKING LEVELS.
- 4 SPANDREL GLAZING. 50% OPACITY WINDOW FILM ON GLASS AT PARKING LEVELS.
- 5 EXTRUDED PAINTED ALUMINUM MULLION CAP. COLOR MATCH TO LARSON PEWTER METALLIC
- 6 STONE VENEER. BIESANZ STONE (TAN), FLEURI CUT, HONED FINISH
- 7 CONCEALED FASTENER COMPOSITE/ ACM METAL PANEL TYPE 1 - COLOR MATCH TO LARSON PEWTER METALLIC
- 8 FORMED BLOCK 8'x10', ANGELUS HI-LITE MARK 1 - BLACK CANYON
- 9 ARCHITECTURAL PRECAST CONCRETE PANELS
- 10 BIESANZ STONE ACCENT FIN (TAN), FLEURI CUT
- 11 SKYWALK AND SKYWALK SUPPORT NOT IN SCOPE OF PROJECT
- 12 GLASS GUARDRAIL W/ FRIT PATTERN
- 13 RUBBED CONCRETE WALL / PLANTER
- 14 MURAL WALL
- 15 INSULATED OVERHEAD DOOR - COLOR MATCH TO SW 6258 TRICORN BLACK
- 16 RAMP ENTRY
- 17 FIRE DEPARTMENT CONNECTION
- 18 BUILDING MOUNTED EXTERIOR LIGHT FIXTURE
- 19 GLASS BLOCK WINDOW
- 20 EXISTING BUILDING
- 21 CONCEALED FASTENER COMPOSITE/ ACM METAL PANEL TYPE 2 - COLOR MATCH TO LARSON MEDIUM GREY MICA
- 22 CORRUGATED, PERFORATED METAL PANEL TYPE 3. BASIS OF DESIGN CENTRIA ECOSCREEN. EQUAL PARTS OF EACH - BR5-36, MR3-36, STYLE-RIB. 40% OPEN AREA, STAGGERED PATTERN, 3/8" HOLES @ 9/16" SPACING. (2) PAINT FINISH: 50% 9967 XL PEWTER, 50% 9962 XL SILBER GRAY. DISTRIBUTION OF PANEL LAYOUT IS RANDOM
- 23 EXPOSED POST TENSIONED STRUCTURAL SLAB
- 24 STEEL ANGLE. GALVANIZED, PRIMED AND PAINTED - SW 6258 TRICORN BLACK
- 25 STEEL CRASH CABLE RAIL/ GUARDRAIL - SW 6258 TRICORN BLACK
- 26 STEEL GUARDRAIL. GALVANIZED, PRIMED AND PAINTED - SW 6258 TRICORN BLACK
- 27 BLACK ANODIZED ALUMINUM CURTAINWALL
- 28 MECHANICAL LOUVER - COLOR: SW 6258 TRICORN BLACK
- 29 HOLLOW METAL DOOR - COLOR: SW 6258 TRICORN BLACK
- 30 CONCEALED FASTENER COMPOSITE/ ACM METAL PANEL TYPE 4 - COLOR: LARSON - CLASSIC BLACK
- 31 STEEL FRAME. GALVANIZED, PRIMED AND PAINTED - SW 6258 TRICORN BLACK
- 32 BLACK ANODIZED ALUMINUM WINDOW WALL

BUILDING ELEVATIONS
929 E Washington - Archipelago
10/07/2020





- FAA HEIGHT 257' - 0"
- ROOF 253' - 0"
- ELEVENTH FLOOR 238' - 3"
- TENTH FLOOR 225' - 5"
- NINTH FLOOR 212' - 7"
- EIGHTH FLOOR 199' - 9"
- SEVENTH FLOOR 186' - 11"
- SIXTH FLOOR 174' - 1"
- FIFTH FLOOR 161' - 3"
- FOURTH FLOOR/ ROOF 148' - 5"
- PARKING LEVEL 5 137' - 9"
- THIRD FLOOR 133' - 3"
- PARKING LEVEL 4 128' - 6"
- PARKING LEVEL 3 119' - 3"
- PARKING LEVEL 2 110' - 0"
- FIRST FLOOR/ P1 100' - 0"
- LOWER LEVEL PLAN 91' - 0"

- Notes:
- ELEVATION KEY NOTES**
- 1 SSG PAINTED ALUMINUM UNITIZED CURTAIN WALL SYSTEM
 - 2 PAINTED ALUMINUM CURTAIN WALL SYSTEM, CAPTURED VERTICAL, TOP AND BOTTOM MULLIONS, SSG HORIZONTALS
 - 3 PAINTED ALUMINUM WINDOW WALL SYSTEM, CAPTURED VERTICAL, TOP AND BOTTOM MULLIONS, SSG HORIZONTALS
 - 4 SPANDREL GLAZING
 - 5 EXTRUDED PAINTED ALUMINUM MULLION CAP
 - 6 STONE VENEER
 - 7 METAL PANEL
 - 8 PERFORATED ARCHITECTURAL METAL PANEL
 - 9 PRECAST CONCRETE WALL PANEL
 - 10 BURNISHED BLOCK
 - 11 PAINTED MECHANICAL LOUVER
 - 12 GLASS GUARDRAIL W/ FRIT PATTERN
 - 13 RUBBED CONCRETE WALL/ W PLANTER
 - 14 GREEN SCREEN WOVEN WIRE MESH ON STEEL FRAME, GALVANIZED, PRIMED AND PAINTED
 - 15 INSULATED OVERHEAD DOOR
 - 16 RAMP ENTRY
 - 17 FIRE DEPARTMENT CONNECTION
 - 18 NOT USED
 - 19 BUILDING MOUNTED EXTERIOR LIGHT FIXTURE
 - 20 GENERATOR EXHAUST FLUE
 - 21 EXISTING BUILDING

1 SOUTH ELEVATION
A203 3/32" = 1'-0"

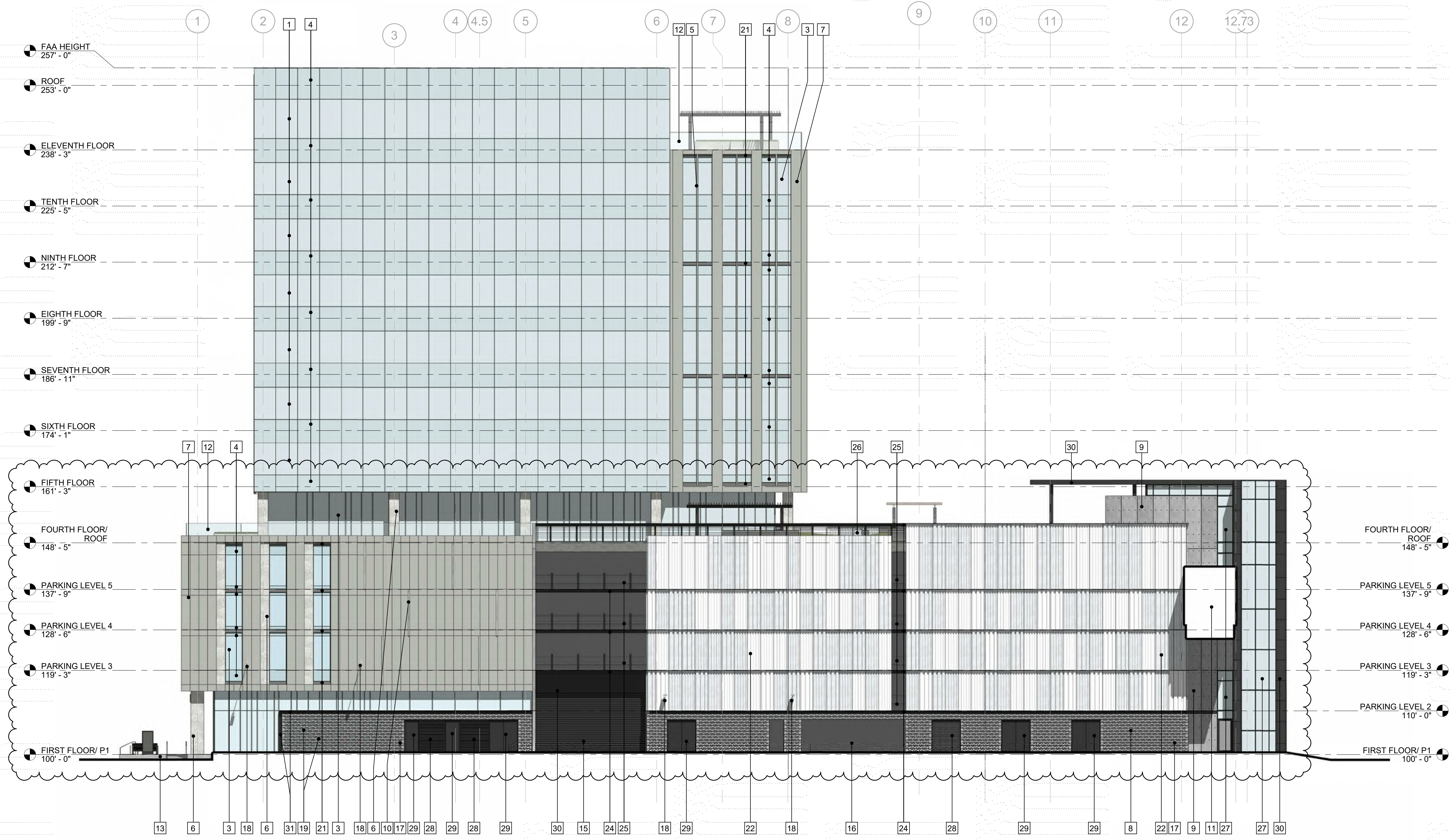
PRELIMINARY
NOT FOR CONSTRUCTION

Archipelago
929 E Washington Ave
Madison, Wisconsin

2016.36.02

Date	Issuance/Revisions	Symbol
07/23/2019	MADISON LAND USE APPLICATION	
04/02/2019	REVISED LAND USE SUBMITTAL	
06/19/2019	REVISED LAND USE SUBMITTAL	
05/04/2020	CONDITIONAL USE MINOR ALTERATION	
09/23/2020	UDC MINOR ALTERATION	

**PREVIOUS
BUILDING
ELEVATIONS**




1 SOUTH WEST ELEVATION
A204 3/32" = 1'-0"

- ELEVATION KEY NOTES**
- 1 SSG PAINTED ALUMINUM UNITIZED CURTAIN WALL SYSTEM. COLOR MATCH TO LARSON PEWTER METALLIC
 - 2 PAINTED ALUMINUM CURTAIN WALL SYSTEM. CAPTURED VERTICAL, TOP AND BOTTOM MULLIONS. SSG HORIZONTALS. COLOR MATCH TO LARSON PEWTER METALLIC.
 - 3 PAINTED ALUMINUM WINDOW WALL SYSTEM. CAPTURED VERTICAL, TOP AND BOTTOM MULLIONS. SSG HORIZONTALS. 50% OPACITY WINDOW FILM ON GLASS AT PARKING LEVELS.
 - 4 SPANDREL GLAZING. 50% OPACITY WINDOW FILM ON GLASS AT PARKING LEVELS.
 - 5 EXTRUDED PAINTED ALUMINUM MULLION CAP. COLOR MATCH TO LARSON PEWTER METALLIC
 - 6 STONE VENEER. BIESANZ STONE (TAN), FLEURI CUT, HONED FINISH
 - 7 CONCEALED FASTENER COMPOSITE/ ACM METAL PANEL TYPE 1 - COLOR MATCH TO LARSON PEWTER METALLIC
 - 8 FORMED BLOCK 8"X16", ANGELUS HI-LITE MARK 1 - BLACK CANYON
 - 9 ARCHITECTURAL PRECAST CONCRETE PANELS
 - 10 BIESANZ STONE ACCENT FIN (TAN), FLEURI CUT
 - 11 SKYWALK AND SKYWALK SUPPORT NOT IN SCOPE OF PROJECT
 - 12 GLASS GUARDRAIL W/ FRIT PATTERN
 - 13 RUBBED CONCRETE WALL / PLANTER
 - 14 MURAL WALL
 - 15 INSULATED OVERHEAD DOOR - COLOR MATCH TO SW 6258 TRICORN BLACK
 - 16 RAMP ENTRY
 - 17 FIRE DEPARTMENT CONNECTION
 - 18 BUILDING MOUNTED EXTERIOR LIGHT FIXTURE
 - 19 GLASS BLOCK WINDOW
 - 20 EXISTING BUILDING
 - 21 CONCEALED FASTENER COMPOSITE/ ACM METAL PANEL TYPE 2 - COLOR MATCH TO LARSON MEDIUM GREY MICA
 - 22 CORRUGATED, PERFORATED METAL PANEL TYPE 3. BASIS OF DESIGN CENTRIA ECOSCREEN. EQUAL PARTS OF EACH - BR3-36, MR3-36, STYLE-RIB. 40% OPEN AREA, STAGGERED PATTERN, 3/8" HOLES @ 9"16" SPACING. (2) PAINT FINISH: 50% 9967 XL PEWTER, 50% 9962 XL SILBER GRAY. DISTRIBUTION OF PANEL LAYOUT IS RANDOM
 - 23 EXPOSED POST TENSIONED STRUCTURAL SLAB
 - 24 STEEL ANGLE. GALVANIZED, PRIMED AND PAINTED - SW 6258 TRICORN BLACK
 - 25 STEEL CRASH CABLE RAIL/ GUARDRAIL - SW 6258 TRICORN BLACK
 - 26 STEEL GUARDRAIL. GALVANIZED, PRIMED AND PAINTED - SW 6258 TRICORN BLACK
 - 27 BLACK ANODIZED ALUMINUM CURTAINWALL
 - 28 MECHANICAL LOUVER - COLOR: SW 6258 TRICORN BLACK
 - 29 HOLLOW METAL DOOR - COLOR: SW 6258 TRICORN BLACK
 - 30 CONCEALED FASTENER COMPOSITE/ ACM METAL PANEL TYPE 4 - COLOR: LARSON - CLASSIC BLACK
 - 31 STEEL FRAME. GALVANIZED, PRIMED AND PAINTED - SW 6258 TRICORN BLACK
 - 32 BLACK ANODIZED ALUMINUM WINDOW WALL

BUILDING ELEVATIONS
929 E Washington - Archipelago
10/07/2020





1 WEST ELEVATION
A204 3/32" = 1'-0"

Notes:

ELEVATION KEY NOTES

- 1 SSG PAINTED ALUMINUM UNITIZED CURTAIN WALL SYSTEM
- 2 PAINTED ALUMINUM CURTAIN WALL SYSTEM, CAPTURED VERTICAL, TOP AND BOTTOM MULLIONS, SSG HORIZONTALS
- 3 PAINTED ALUMINUM WINDOW WALL SYSTEM, CAPTURED VERTICAL, TOP AND BOTTOM MULLIONS, SSG HORIZONTALS
- 4 SPANDREL GLAZING
- 5 EXTRUDED PAINTED ALUMINUM MULLION CAP
- 6 STONE VENEER
- 7 METAL PANEL
- 8 NOT USED
- 9 PRECAST CONCRETE WALL PANEL
- 10 BURNISHED BLOCK
- 11 PAINTED MECHANICAL LOUVER
- 12 GLASS GUARDRAIL W/ FRIT PATTERN
- 13 RUBBED CONCRETE WALL/ W PLANTER
- 14 GREEN SCREEN, WOVEN WIRE MESH ON STEEL FRAME, GALVANIZED, PRIMED AND PAINTED
- 15 INSULATED OVERHEAD DOOR
- 16 RAMP ENTRY
- 17 FIRE DEPARTMENT CONNECTION
- 18 NOT USED
- 19 BUILDING MOUNTED EXTERIOR LIGHT FIXTURE
- 20 GENERATOR EXHAUST FLUE

PRELIMINARY
NOT FOR CONSTRUCTION

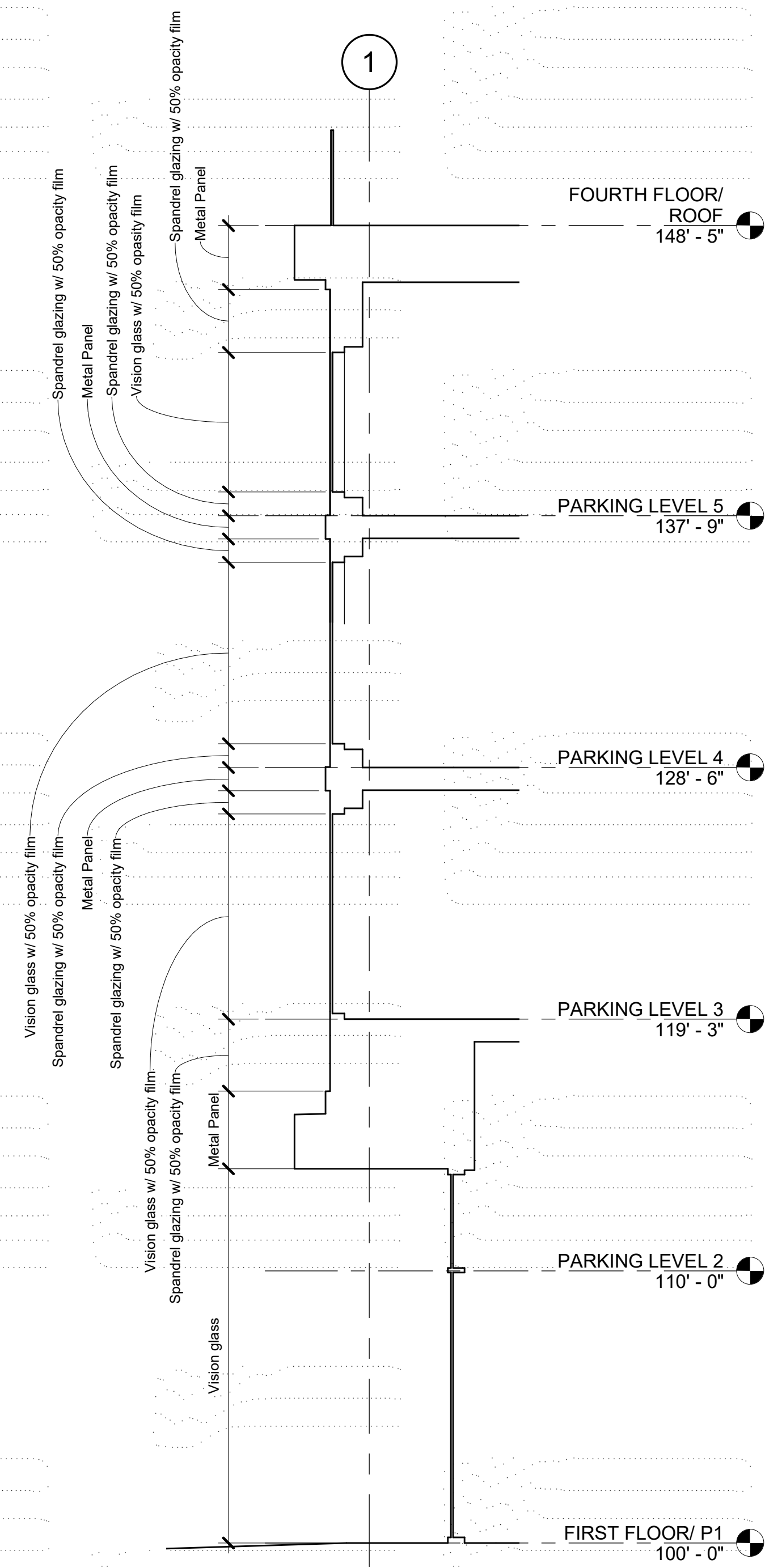
Archipelago

929 E Washington Ave
Madison, Wisconsin

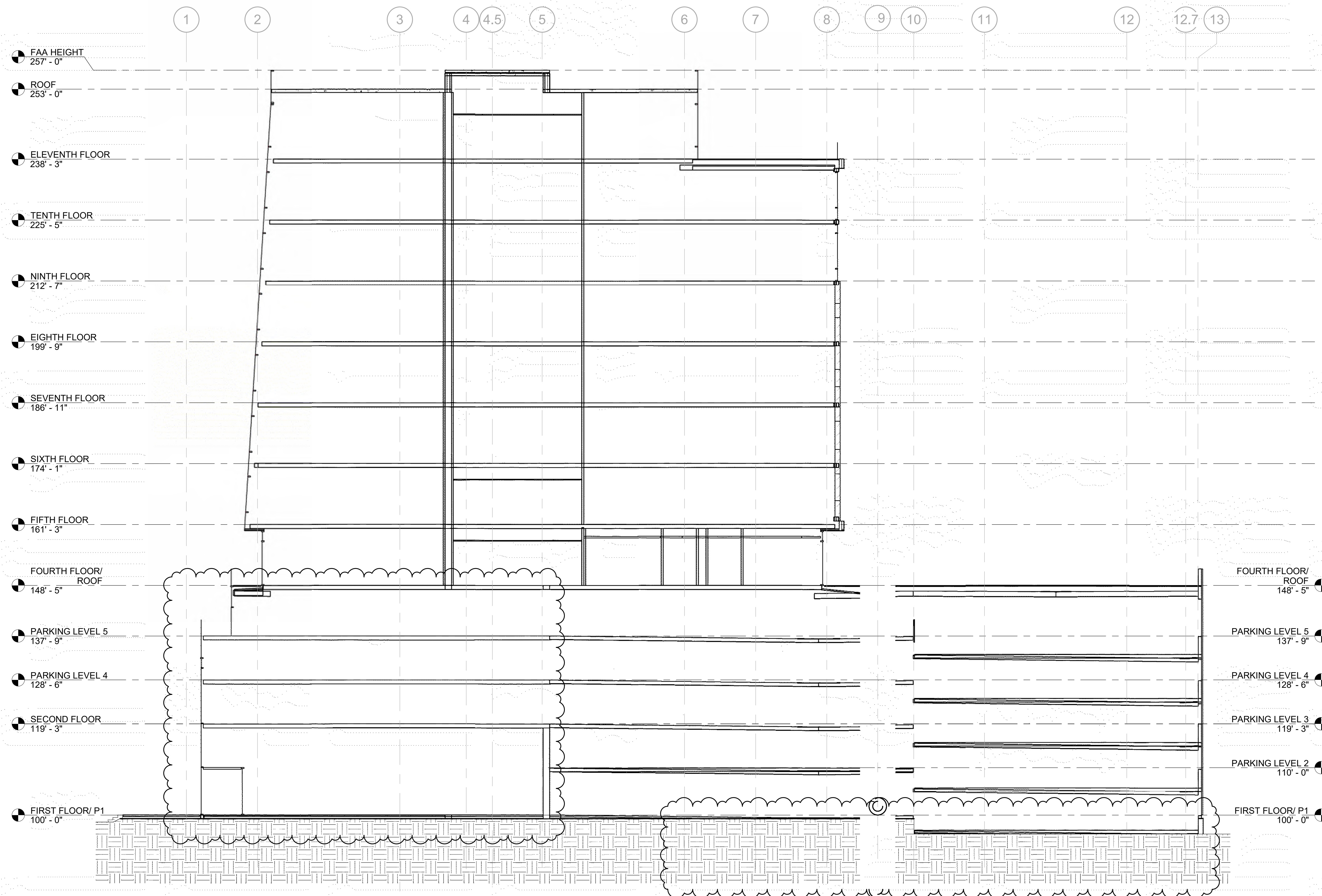
2016.36.02

Date	Issuance/Revisions	Symbol
07/23/2019	MADISON LAND USE APPLICATION	
04/30/2019	REVISED LAND USE SUBMITTAL	
06/19/2019	REVISED LAND USE SUBMITTAL	
09/23/2020	UDC MINOR ALTERATION	

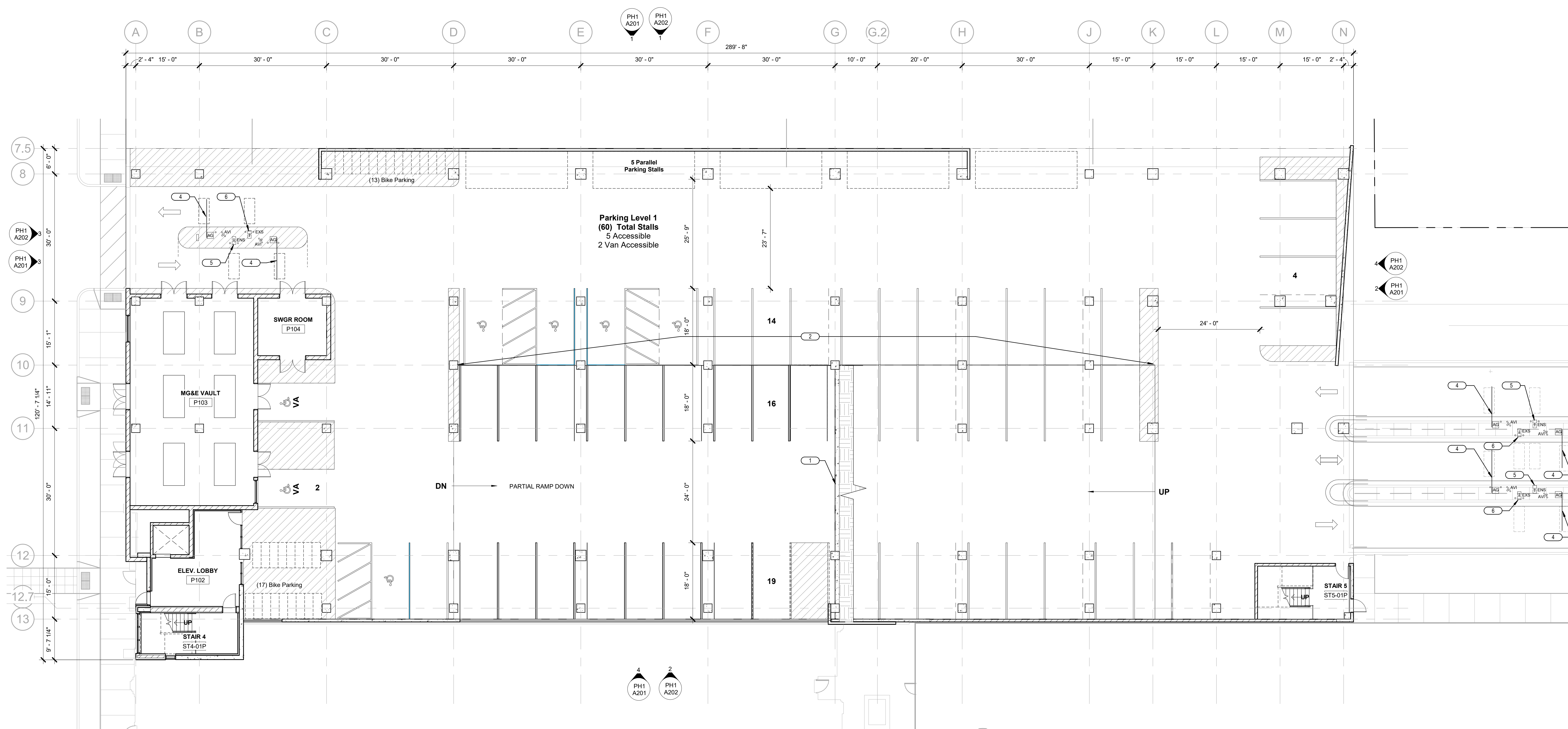
PREVIOUS
BUILDING
ELEVATIONS



2 WALL SECTION
A301. 1/4" = 1'-0"



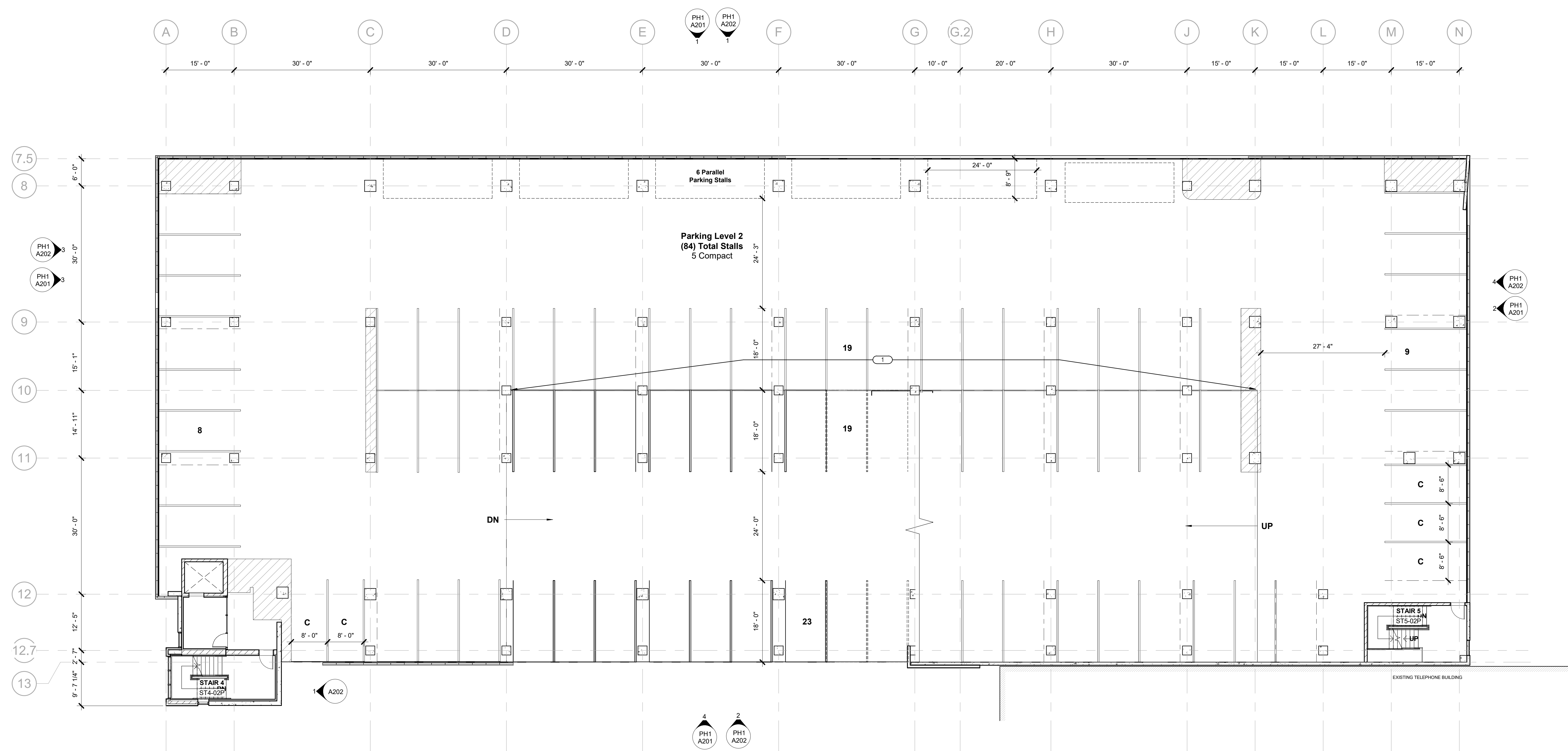
1 N-S BUILDING SECTION
A301. 3/32" = 1'-0"



1
PH1
A102
FIRST FLOOR/ P1
3/32" = 1'-0"

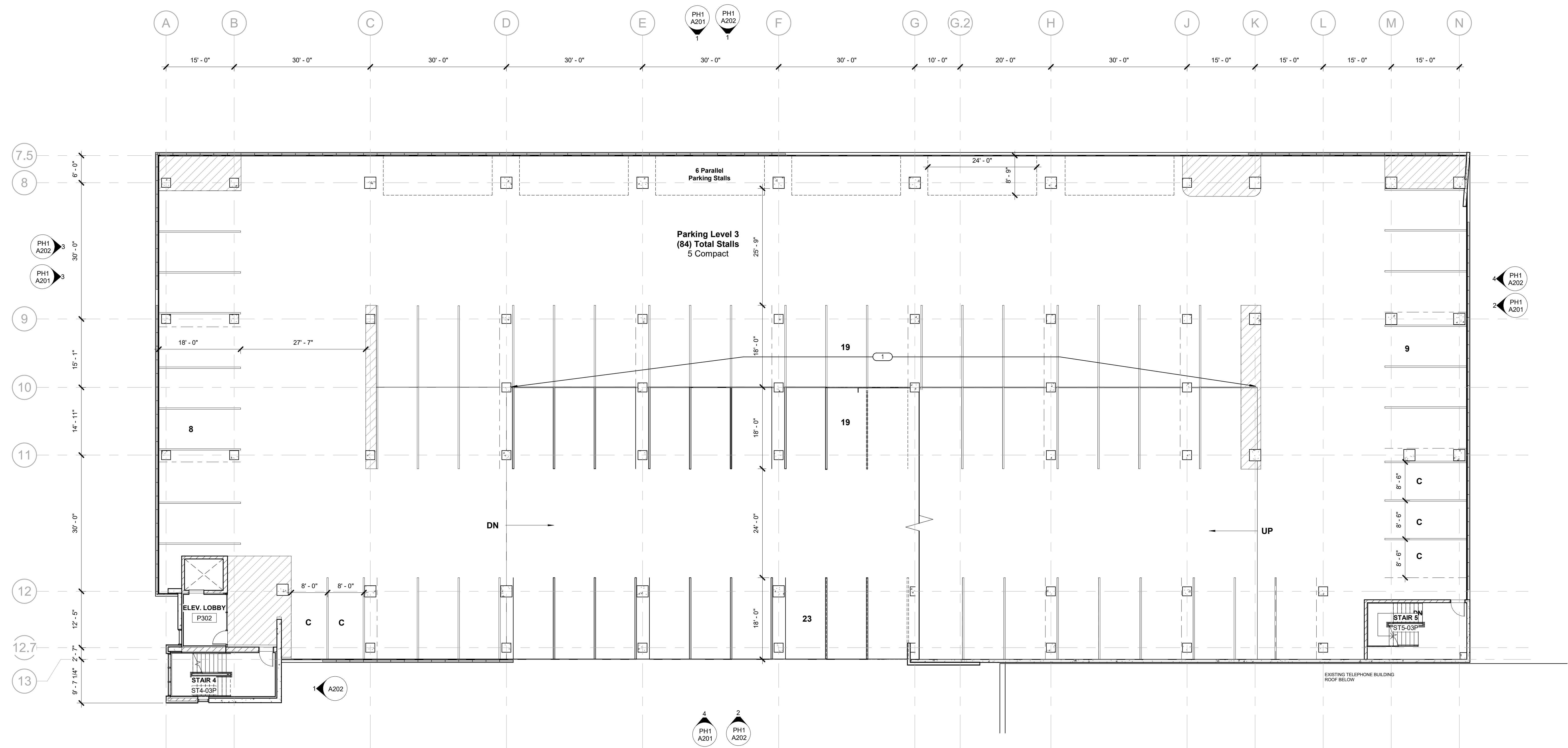
PHASE 1 - PARKING LEVEL 1
 Archipelago - Phase 1 Parking Ramp
 10/07/2020





1 PH1 A103 PARKING LEVEL 2
3/32" = 1'-0"

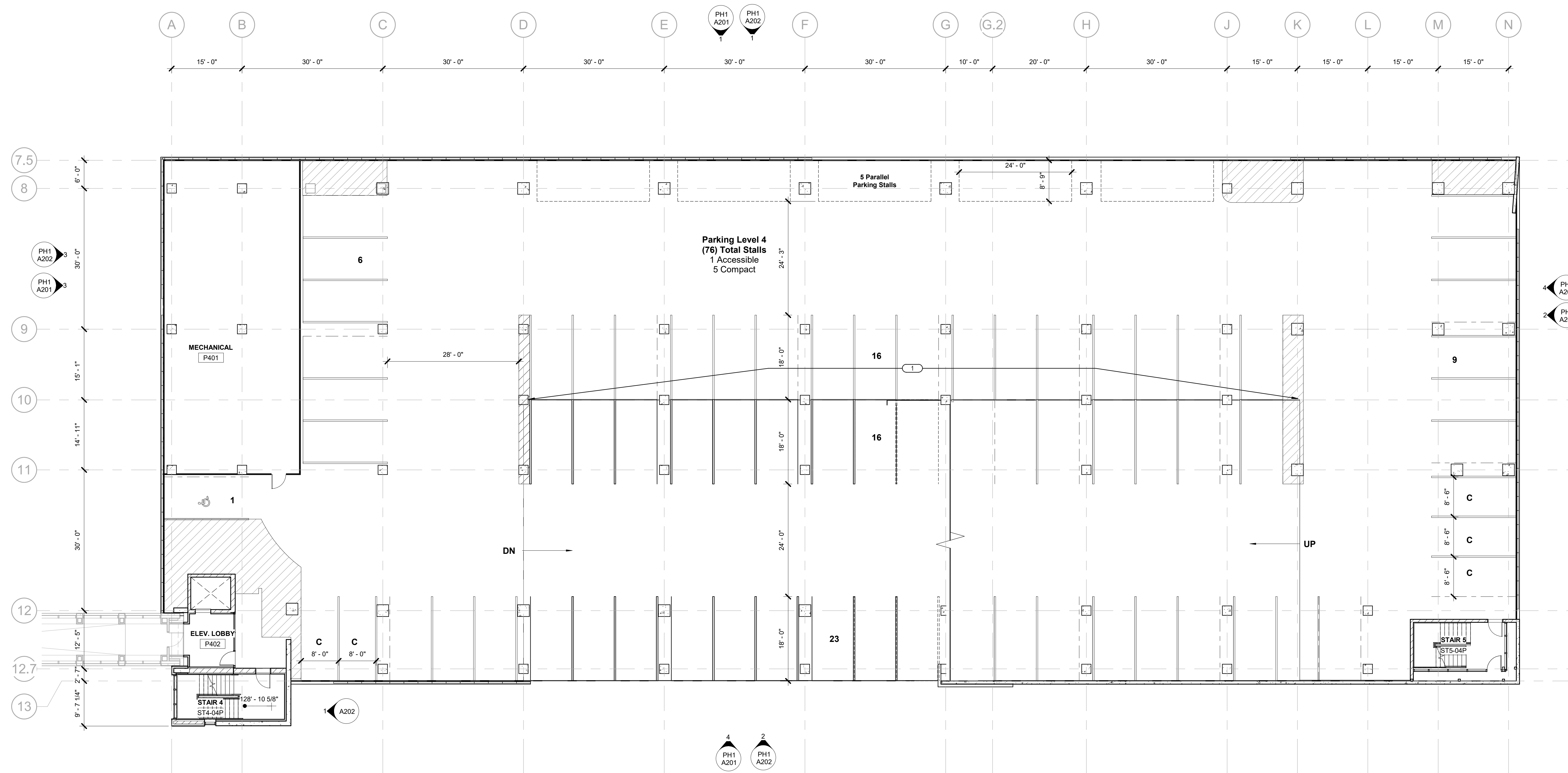
PHASE 1 - PARKING LEVEL 2
 Archipelago - Phase 1 Parking Ramp
 10/07/2020



1 PARKING LEVEL 3
 3/32" = 1'-0"

PHASE 1 - PARKING LEVEL 3
 Archipelago - Phase 1 Parking Ramp
 10/07/2020

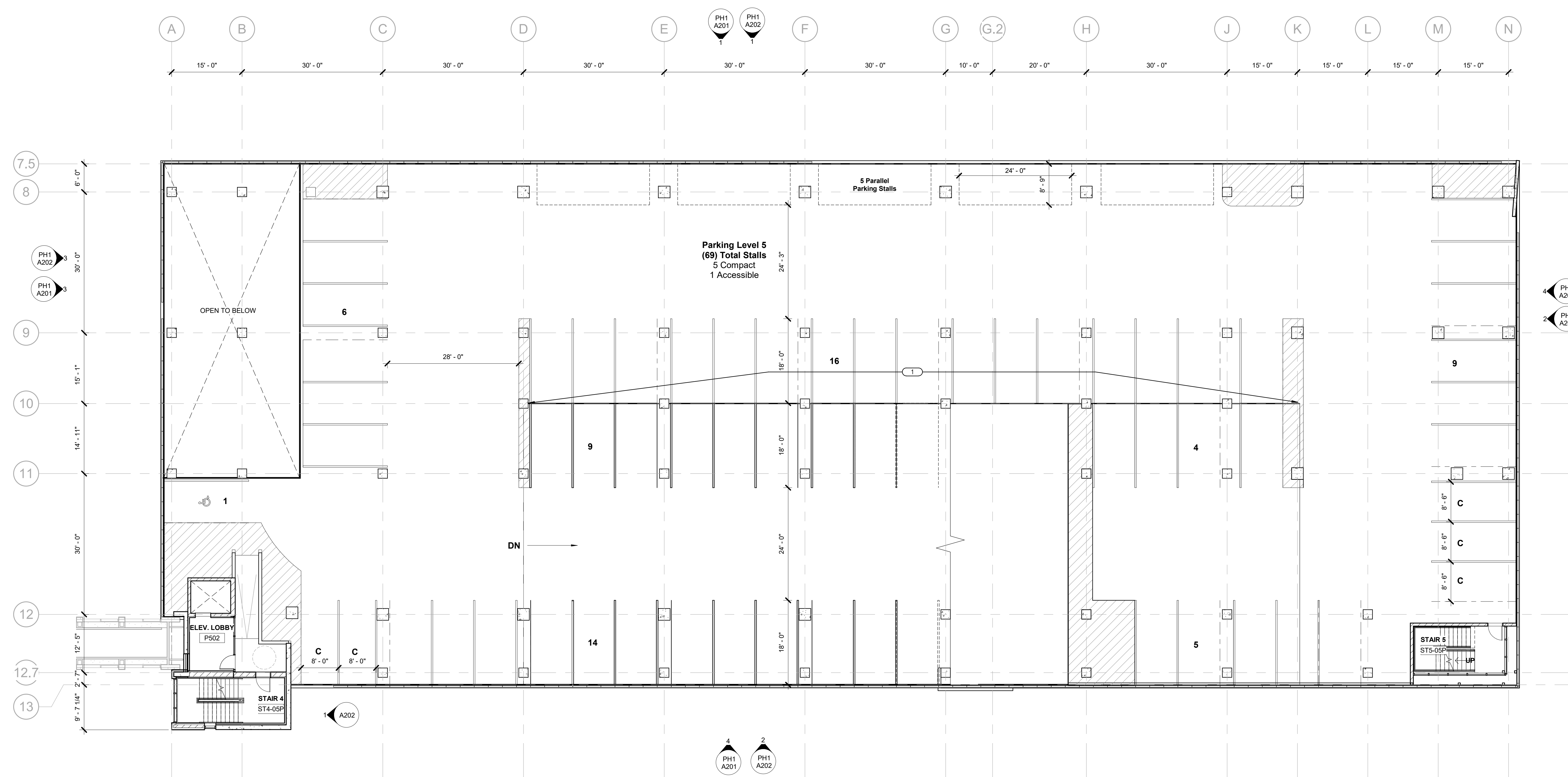




1 PH1 A105 PARKING LEVEL 4
3/32" = 1'-0"

PHASE 1 - PARKING LEVEL 4
Archipelago - Phase 1 Parking Ramp
10/07/2020

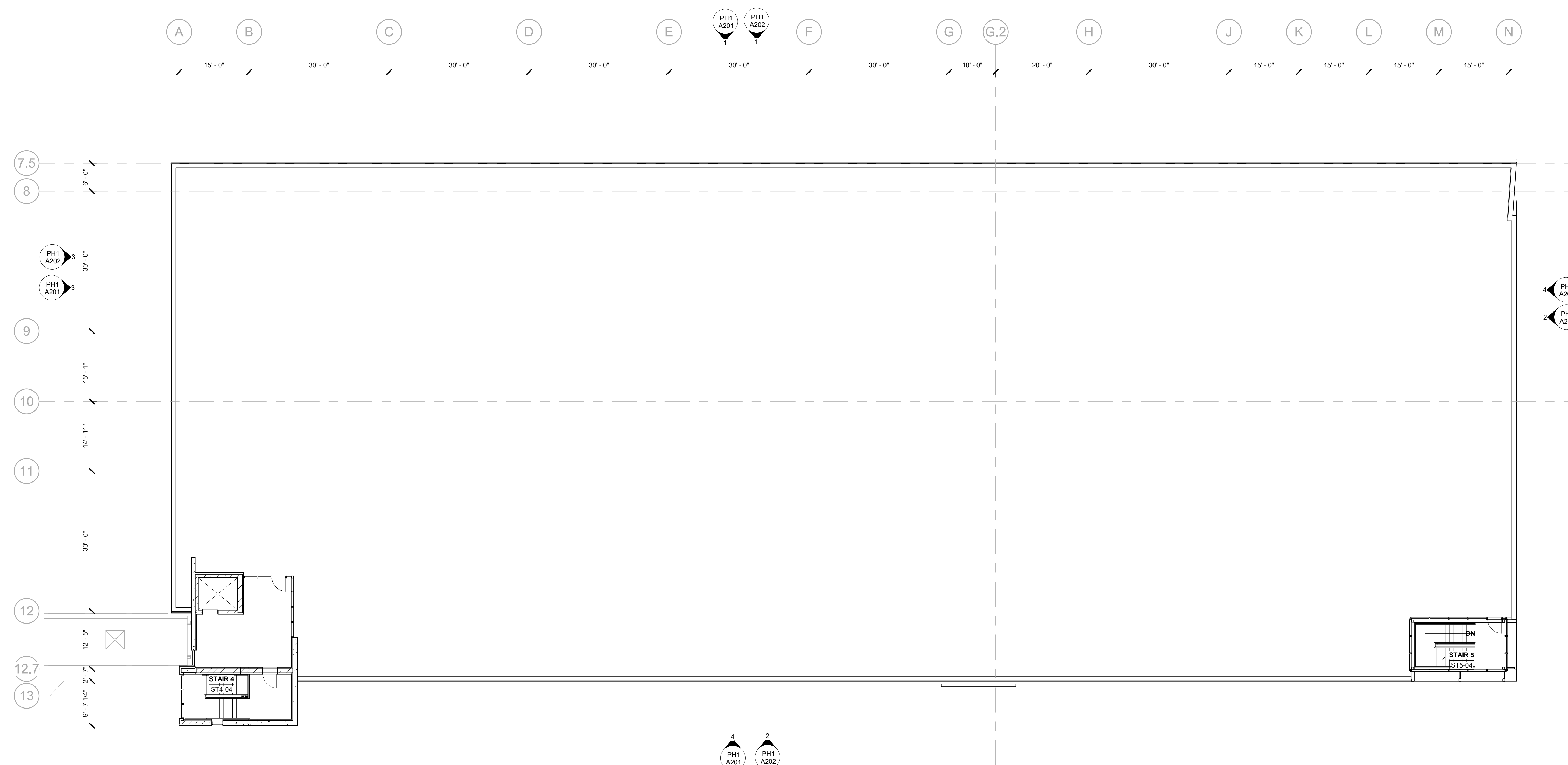




1 PARKING LEVEL 5
3/32" = 1'-0"

PHASE 1 - PARKING LEVEL 5
 Archipelago - Phase 1 Parking Ramp
 10/07/2020






1 PH1 A108 PARKING ROOF
3/32" = 1'-0"

PHASE 1 - PARKING ROOF
 Archipelago - Phase 1 Parking Ramp
 10/07/2020





1
PH1
A201
NORTH WEST ELEVATION
3/32" = 1'-0"

- ELEVATION KEYNOTES**
- 1 CORRUGATED, PERFORATED METAL PANELS. BASIS OF DESIGN CENTRIA ECOSCREEN - EQUAL PARTS OF EACH - BR5-36, MR3-36, STYLE-RIB - 40% OPEN AREA, STAGGERED PATTERN, 3/8" HOLES @ 9/16" SPACING. (2) PAINT FINISH: 50% 9957 XL PEWTER, 50% 9962 XL SILBER GRAY. DISTRIBUTION OF PANEL LAYOUT IS RANDOM
 - 2 ARCHITECTURAL PRECAST CONCRETE PANELS
 - 3 EXPOSED POST TENSIONED STRUCTURAL SLAB
 - 4 CUSTOM CAST STONE BLOCK 8"x16"
 - 5 STEEL ANGLE, GALVANIZED, PRIMED AND PAINTED - SW 7069 IRON ORE
 - 6 STEEL CRASH CABLE RAIL/ GUARDRAIL - SW 7069 IRON ORE
 - 7 STEEL GUARDRAIL, GALVANIZED, PRIMED AND PAINTED - SW 7069 IRON ORE
 - 8 BLACK ANODIZED ALUMINUM CURTAINWALL
 - 9 MURAL WALL
 - 10 SKYWALK AND SKYWALK SUPPORT NOT IN SCOPE OF PROJECT
 - 11 MECHANICAL LOUVER - COLOR: SE 7069 IRON ORE
 - 12 HOLLOW METAL DOOR - COLOR: SW 7069 IRON ORE
 - 13 METAL PANEL - COLOR: LARSON - CLASSIC BLACK
 - 14 CMU WALL



3
PH1
A201
SOUTH WEST ELEVATION
3/32" = 1'-0"



2
PH1
A201
NORTH EAST ELEVATION
3/32" = 1'-0"



4
PH1
A201
SOUTH EAST ELEVATION
3/32" = 1'-0"

