

COVID-19 Response

A look at where we've
been, where we are, and
where we're going

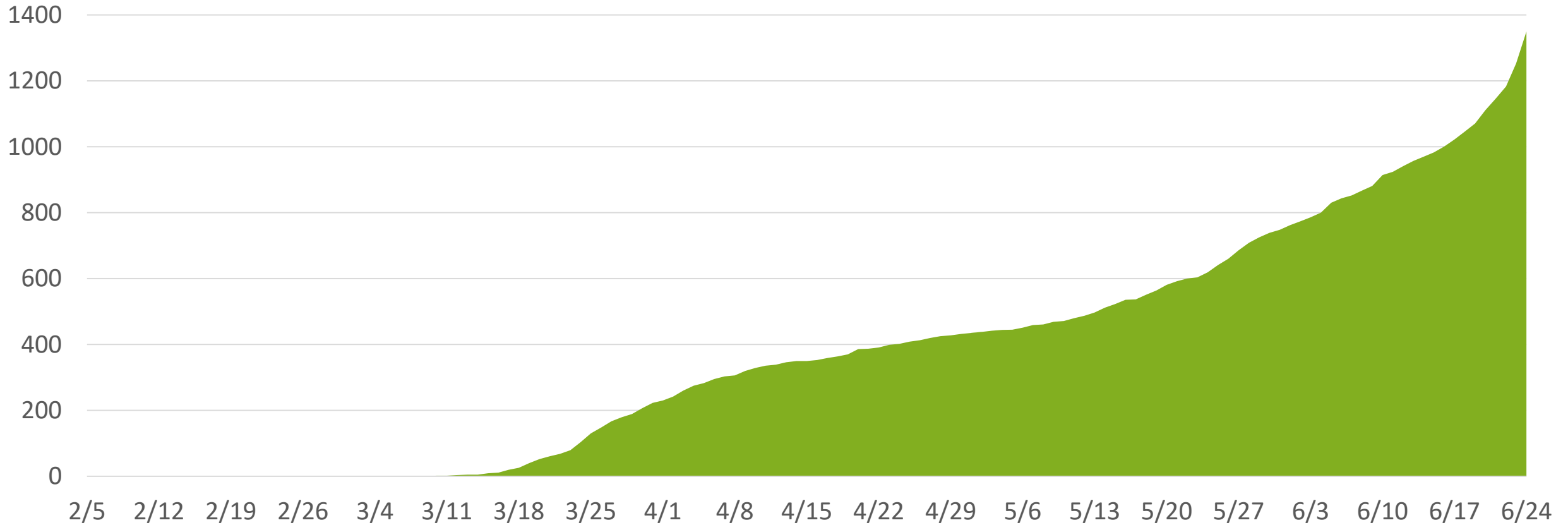
Janel Heinrich, Director
Public Health Madison &
Dane County
June 25, 2020



Cases Over Time

FEBRUARY 5
First case identified

JUNE 16
Surpassed 1,000 cases



Metrics

Epidemiology

Percent Positive Tests

Below a threshold of 5% for positive tests as a percent of total tests averaged across most recent 14 days period



1.4%

Cases per Day

Below a low incidence threshold of 4 cases per day averaged over a 14 days period



31

Metrics

Healthcare

Tests Conducted

Testing supplies and staff facilitate adequate testing for disease control and surveillance (goal of 800 in most recent 14-day period)



1270

Testing for Healthcare Workers

Robust testing in place for health care workers



100%

Metrics

Healthcare

Cases Treated without Crisis Care

Treat all cases without crisis care, including facility use, staffing, and critical supply



100%

Healthcare Workers with COVID-19

Decreasing or stable numbers of infected health care workers



stable

Metrics

Public Health

Lab reporting timeliness and contact tracing

All positive cases be reported and interviewed quickly to facilitate rapid isolation for disease control



82%

Community Spread

Proportion of contacted COVID-19 cases who don't know where they could have gotten COVID in most recent 14 day period



34%

Metrics

Public Health

COVID-like Symptoms

Downward trajectory of COVID-like syndromic cases reported within a 14 days period



Updates as of Today

7-Day Average: 47 cases/day

14-Day Average: 31 cases/day

From June 8 – June 21

Average daily tests: 1,323

Hospital capacity: Green

Isolation Guidance: 78% within 48 hours

Process Measures

Informing the Forward Dane metrics

Of cases:

19% are associated with a known outbreak

49% were identified at the community test site

17% were asymptomatic/pre-symptomatic at time of interview

91% reached and given isolation instructions

25% are identified as contacts

Process Measures

Informing the Forward Dane metrics

Labs

83% positive lab samples had a result within 24 hours of collection

2 days median time from symptom onset to specimen collection date

Patients in hospital and ICU with COVID

Remaining steadily low

Deaths 3 in June

Process Measures

Informing the Forward Dane metrics

R: the average number of secondary cases caused by an infected individual.

For example, an R of 2 means one person infects an average of two people.

CDC defines a slow increase=1.2.
A rapid increase=1.8.

June 2 – June 15

R=1.01

June 17 – June 23

R=1.34

Regional & National Context

Informing the Forward Dane metrics

Cases among young adults are on the rise

Nationally: Florida, Texas, Arizona

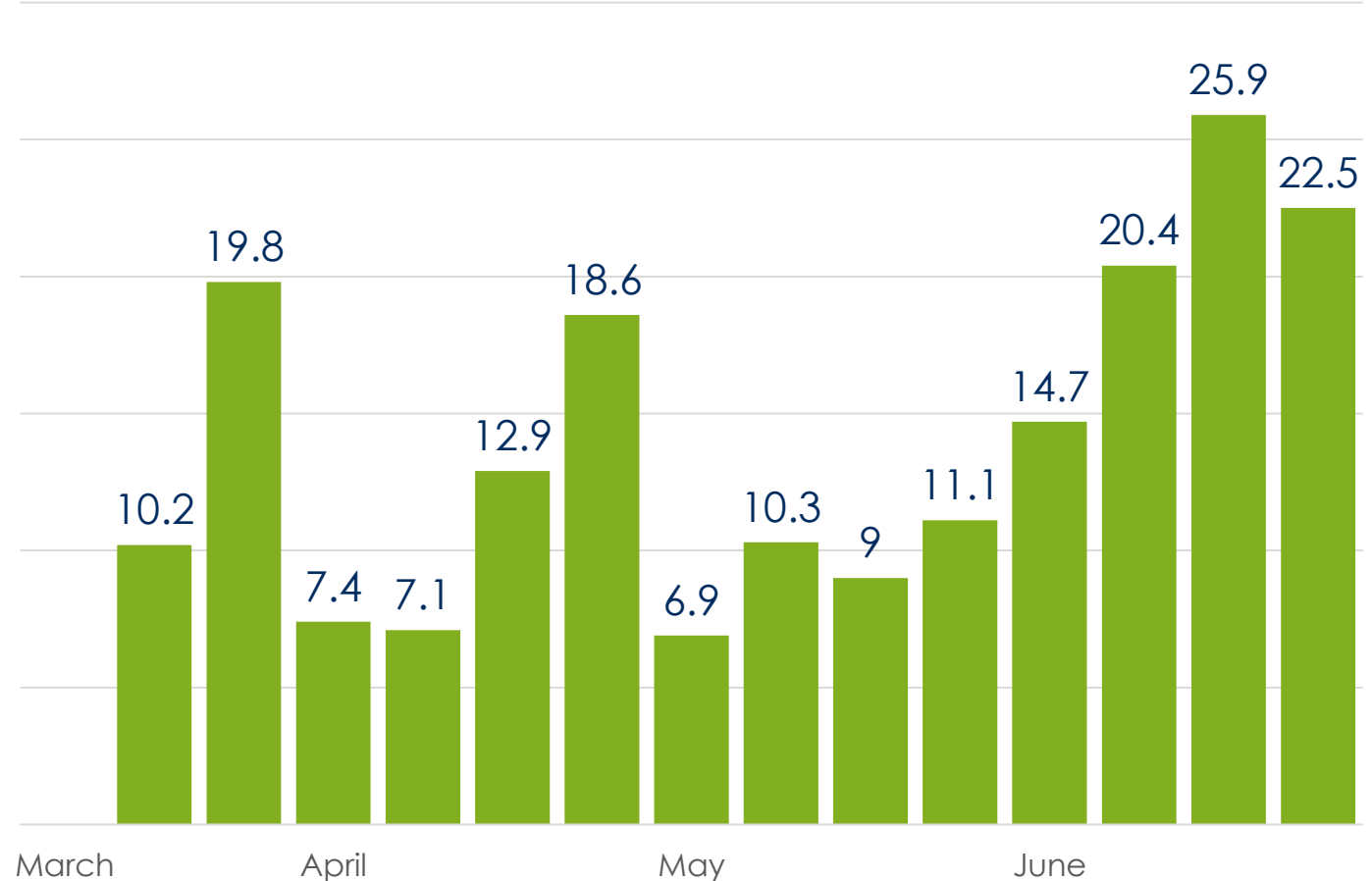
Wisconsin: La Crosse, Winnebago, Dane

Percent positivity among 18-24 year olds in Dane

May: 1%

June: 4%

Percentage of Cases by Week Between 18-24 years old



Timeline of Events

JANUARY 22

First meeting to discuss response

JANUARY 23

Assemble Incident Command System response team

FEBRUARY 5

First case in Dane County is 12th case nationwide

MARCH 13

Issue first order restricting gatherings to 250 people

MARCH 16

Issue order closing schools and limiting gatherings to 50 people

MARCH 17

News release announcing community spread

MARCH 25

First Dane County death from COVID-19

MARCH 25

Statewide Safer at Home Order goes into effect

MARCH 26

Publicly available data dashboard goes live

MAY 11

Community test site opens

MAY 13

Statewide Safer at Home struck down

MAY 13

Dane County Safer at Home order goes into effect

MAY 18

Forward Dane plan released, Prepare for Reopen order issued

MAY 26

Phase 1 order goes into effect which opens most businesses to 25%

JUNE 5

Issue order revising mass gathering criteria

JUNE 15

Phase 2 order goes into effect which opens most businesses to 50%

Response Team



~10
people



~140
people



Increasing
capacity

Response Tools



Public Health Orders

Minimizing opportunities for virus to spread

MARCH 13

Issue first order restricting gatherings to 250 people

MARCH 16

Issue order closing schools and limiting gatherings to 50 people

MARCH 25

Statewide Safer at Home Order goes into effect

MAY 13

Dane County Safer at Home order goes into effect

MAY 18

Forward Dane plan released, Prepare for Reopen order issued

MAY 26

Phase 1 order goes into effect which opens most businesses to 25%

JUNE 5

Issue order revising mass gathering criteria

JUNE 15

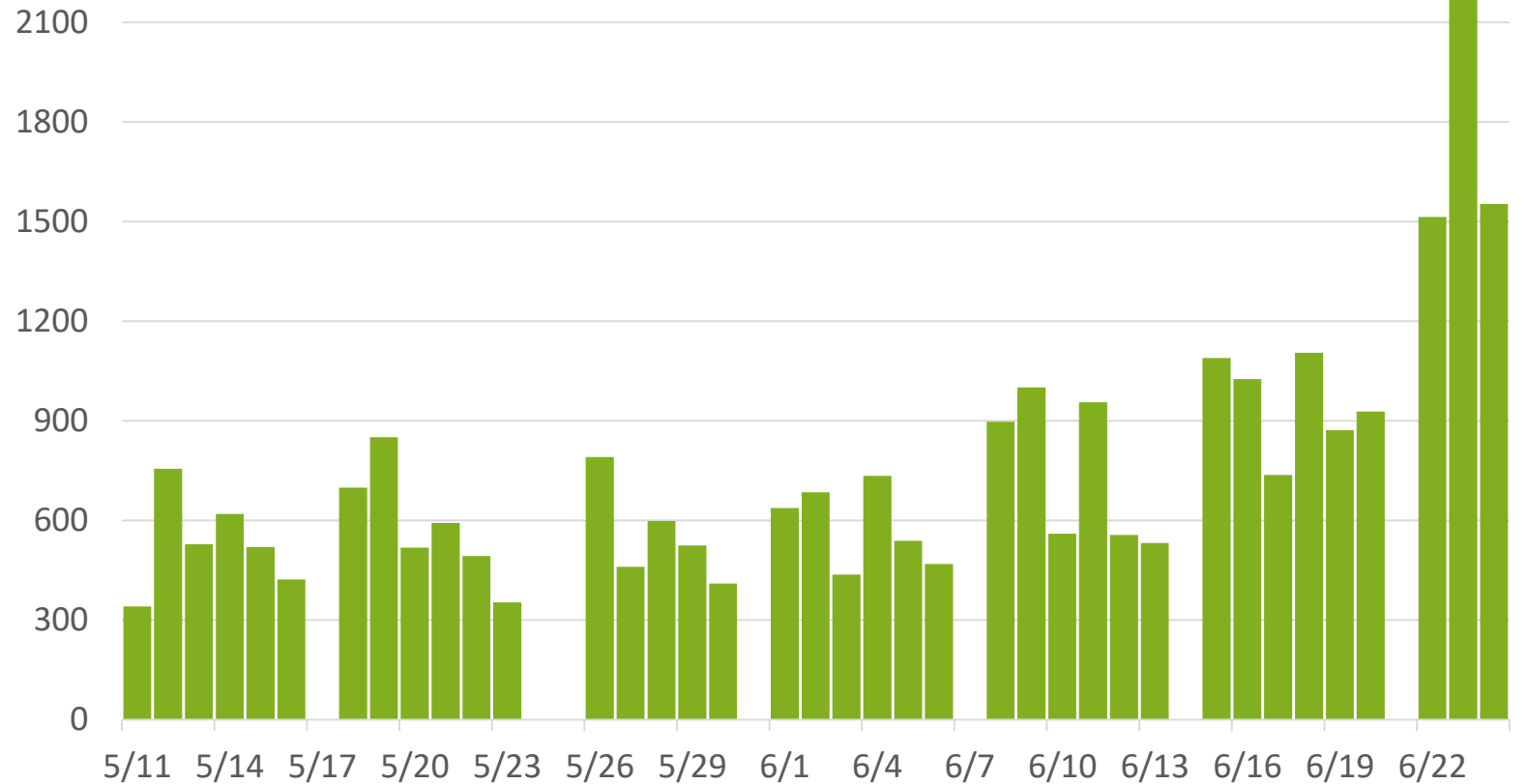
Phase 2 order goes into effect which opens most businesses to 50%

Response Tools




Testing

Identifying new cases in our community



Tests completed at community test site by date

Response Tools



Contact Tracing

Containing spread
of virus in our
community

36 tracers

People doing contact tracing work

27 support staff

People coordinating, analyzing, and
directly supporting contact tracing work

14 starting tomorrow

And an additional 30 in recruitment

Response Tools



Data

Collecting and analyze data to drive decision-making



Communications

Crafting and sharing messages; responding to community questions



Technical Assistance

Answer questions, develop guidance, connect with resources

We are in Phase 2

**PREPARE
FOR SAFE
REOPEN**

(May 18 – May 25)

**PHASE 1
IMPLEMENT**

(May 26 – June 15)

**PHASE 2
MAINTAIN**

(June 15 - Present)

**PHASE 3
SUSTAIN**

(TBD)

**PHASE 4
NEW
NORMAL**

(TBD)

Rebound Metrics

Burden + Case Trajectory

- 1 Average of over 20 cases per day over last two weeks
- 2 Significant increase in cases compared to previous week
- 3 Qualitative factors:
Outbreak-related?
Community spread?

COVID-19 Response

A look at where we've
been, where we are, and
where we're going

Janel Heinrich, Director
Public Health Madison &
Dane County
June 25, 2020

