Change of Premises

Fee: $25.00

City of Madison Clerk
210 MLK Jr Blvd, Room 103
Madison, WI 53703

licensing@cityofmadison.com
608-266-4601

(Agenda Item Number) _____

(Legistar file number) _____

(License number) LICPCH-2020-00268

(Alder District #) 3 (Police Sector) 627

Office Use Only

Class A: ☐ Beer, ☐ Liquor, ☐ Cider
Class B: ☒ Beer, ☐ Liquor,
☒ Class C Wine

Licensed Premises Information

This application modifies existing alcohol license number: LICLIB-2020-00141

Business dba Name: Twisted Grounds

Licensed Address: 6067 Gemini Drive

Liquor/Beer Agent Name: Abby Padlock

2 % Alcohol, 97 % Food, 1 % Other Alder, District #: 3 (Alder Lemmer) Police Sector: 627

Corporate Information

Business Legal Name (as on WI State Sellers Permit): Vice Grounds LLC

Business Mailing Address: 6067 Gemini Drive

Business Contact Name, Position: Abby Padlock, owner

Business Phone: (262) 515-6017 Business Email: abby@twistedgrounds.com

Current Capacity (indoor): 35 **Current Capacity (outdoor):** 0

Proposed Capacity (indoor): 88 **Proposed Capacity (outdoor):** 60

If your capacity is increasing, contact Building Inspection: (608) 266-4551, binspection@cityofmadison.com

Description of Proposed Changes: Add outside seating to license and increase indoor capacity on license to reflect accurate legal occupancy.

☐ Detailed Floor Plans included (required)

APadlock, 5/15/2020

Authorized Signature *Date*

☑ Orange sign and business card issued

☑ "License Renewals & Changes" brochure with next steps issued

Office Use Only

REV 09/2018

PLAN EXAMINATION LETTER

PROJECT #: BLDNCC-2019-15384

Building Inspection Division
215 Martin Luther King Jr. Blvd. Ste. 017
Madison, Wisconsin 53703
(608) 266-4551

Date: February 18, 2020

RE: Occupancy: Assembly Group A2
Tenant: Twisted Grounds Coffee Shop
Owner: Greyrock at Grandview, LLC
Supervising Professional: Joseph M. Lee
Square Feet: 1,417

JOSEPH LEE
JLA ARCHITECTS
2418 CROSSROADS DR #2300
MADISON WI 53718

Project Location
6067 GEMINI DRIVE

These plans have been reviewed for compliance with the important code requirements in Chapters SPS 361 through 366 of the Wisconsin Administrative Code.

The **REVISED BUILDING ALTERATION** plans are **CONDITIONALLY APPROVED.**

The plans have been reviewed for compliance with the code requirements set forth in Chapters SPS 361-366 of the rules of the Department of Safety and Professional Services. Construction may proceed subject to local regulations, but all items that are required to be changed by this letter must be corrected before commencing that part of the work. This plan has not been reviewed for compliance with Chapters SPS 382-386, the plumbing rules of the Department of Safety and Professional Services. You are hereby advised that the owner as defined in Chapter 101.01(2)(e) of Wisconsin State Statutes is responsible for all code requirements not specifically cited herein. The building will be inspected during and after construction.

SPS 361.33 Evidence of Approval. The architect, professional engineer, designer, builder or owner shall keep, at the building, one set of plans bearing the stamp of approval.

THIS BUILDING HAS BEEN CLASSIFIED AS TYPE VB CONSTRUCTION. ☒ Sprinklered
This is a level 2 alteration.

SCOPE OF REVISION:

This revision adds decorative walls above the toilet rooms. The space above the toilet rooms may only be used for mechanical equipment. No storage is allowed since there is not a code compliant guard or exiting.

Inspector: **Asaph Lehman** Phone: (608)266-4553

Reviewed By: **Alan Harper, Plan Examiner** Phone: (608)266-4558
aharper@cityofmadison.com

PLA
☐ BUILDING PLANS
☒ HEATING AND VENTI
Condition

Scanned with CamScanner

JLA ARCHITECTS PROJECT CODE REVIEW

ARCHITECTURAL & STRUCTURAL REVIEW - BUILDING SUBMITTAL
09/30/2019 (by Andy Chitwood) REVISED 10/14/2019 A

PROJECT NAME: Twisted Grounds Coffee Shop

PROJECT DESCRIPTION: Tenant Buildout

PROJECT LOCATION:
Street: 6067 Gemini Drive, Madison, WI
City: Madison, WI 53718

CODE:
Code Version: 2015 International Building Code (IBC)
Including Wisconsin Commercial Building Code - SPS 362

CONSTRUCTION TYPE: 5B - Unprotected - BUILDING MAIN OCCUPANCY: Retail and Professional Services

REQUIRED BUILDING ELEMENT RATINGS		
Bearings Walls	N/A	Table 601
Floors	N/A	Table 601
Roofs	N/A	Table 601
Exterior Walls	1 HR	IBC 704.3, 704.5, Table 602

BUILDING AREA (DESIGN):
Per IBC Definition (502.1)
Interior Side of Exterior Walls
Exterior Spaces Under Roof

FLOOR	FIT-OUT OCCUPANCY	FIRE AREA #2 (B)		TOTALS
		BUILDING	BALC / PATIO	
First Floor	A	1,417		1,417
				-
TOTAL (ALL)		1,417	-	1,417

MAX OCCUPANCY
Per IBC 1004.1.2

A 88 Occupants Maximum

PLUMBING FIXTURE COUNT
Per IBC Table 2902.1

Required Fixtures Per Gender		
Assembly A-2	Men (48)	Women (48)
Water Closets (1 per 75)	1	1
Lavatories (1 per 200)	1	1

OCCUPANCY & FIRE PROTECTION SYSTEMS:

FIRE AREA	OCCUPANCY	SPRINKLER TYPE
Restaurant Buildout	A2	NFPA 13

Notes:
Fire Alarm System requirements per Design/Build Fire Protection Contractor
Provide Fire Extinguishers per NFPA 10

FIRE SEPARATIONS:

Fire Area Separations: 1 HR Between Fit-Out Assembly Occupancy & Adjacent Future Occupancies IBC 508.4

Exit Access Corridors: 1 HR Rating Required per IBC Table 1020.1

Occupancy Separations: 1 HR Between Adjacent Future Fit-Out Occupancy & Assembly Occupancy Per IBC Table 508.4
See Life Safety Plans

EGRESS: (Max. Travel Dist.) Maximum Exit Access Travel Distance (With Sprinkler System) = 250 ft (Section 1017, Table 1017.2)

Exit Access Distance - See sheet G002

Scanned with CamScanner

ABBREVIATIONS

A	
AC	air condition
ACI	American Concrete Institute
ACT	acoustical ceiling tile
ADDL	additional
ADDM	aluminum
AFC	above finished counter
AFF	above finished floor
AFG	above finished grade
AFS	above finished slab
ALT	alternate
ALUM	aluminum
APPD	approved
APT	apartment
ASC	above suspended ceiling
B	
BB	baseboard
BB	bulletin board
BLDG	building
BL	blind (window)
BLT	borrowed light
BLW	below
BPL	base plate
BO	bottom of
BOS	bottom of steel
C	
CB	catch basin
CB	combustion bulletin
CF/CI	contractor furnished, contractor installed
CF/OI	contractor furnished, owner installed
CF/VI	contractor furnished, vendor installed
CG	corner guard
CH BD	chalkboard
CIP	cast-in-place
CJ	control joint
CJ	construction joint
CL	centerline
CLG	ceiling
CLR	clear
CM	construction management
CMU	concrete masonry unit
CO	cleanout
COL	column
CONC	concrete
CONR	corridor
CONT	continuous
CPT	carpet
CSWK	casework
CT	ceramic tile
CTB	ceramic tile base
D	
DEMO	demolition
DEPT	department
DP	dressing fountain
DPS	Door and Frame Schedule
DH	double hung
DIA	diameter
DR	door
DR FR	door frame
DTL	detail
DW	dishwasher
DWG	drawing
E	
E	east
EIFS	exterior insulation & finish system
EL	elevation
ELEC	electric, electrical
ELEV	elevator
EP	epoxy
EPB	epoxy base
EPS	expanded polystyrene board
EQ	equal
EXHT	exhaust
EXP	expansion, expansion
EXT	exterior
F	
F	filter
FA	fire alarm
FAB	fabric
FAC	facsimile
FD	fire damper
FDC	floor drain
FHC	fire hydrant/hose cabinet
FIG	fire rated cabinet
FG	fixed glass
FLR	floor
FM	factory mutual
FM	floor mat
FP	fire protection
FP	fireproof
FPL	fire place
FRP	fiber reinforced panel
FT	feet
FTG	footing
FWP	fabric wrapped panel
G	
GA	gage
GALV	galvanized
GB	grab bar
GC	general contractor
GL	glass
GLT	glass tile
GLU LAM	glued laminated wood
GR	grade, grading
GRAN	granite
GT	grout
GWT	glazed wall tile
GYP BD	gypsum board
H	
HB	hose bibb
HC	hollow core
HCP	handicapped
HM	hollow metal
HORIZ	horizontal
HSKP	housekeeping
HT	height
HVAC	heating, ventilating & air conditioning
HW	hot water
HBF	hardwood floor
HWY	highway
I	
ID	inside diameter
INSUL	insulation
INT	interior
J	
JS	janitor sink
L	
LAM	laminate
LAV	lavatory
LL	live load
M	
MAX	maximum
MC	modular carpet tile
MECH	mechanical
MFR	manufacturer
MIN	minimum
MISC	miscellaneous
MO	masonry opening
MS	mop sink
MRB	marble base
MRF	marble floor
MTL	metal
N	
N	north
NA	not applicable
NC	not in contract
NO	number
NOM	nominal
NS	no scale
NTS	not to scale
O	
OC	on center
OD	outside diameter
OFCI	owner furnished, contractor installed
OFOI	owner furnished, owner installed
OFVI	owner furnished, vendor installed
OH DR	overhead (rolling) door
OPH	opposite hand
OPNG	opening
P	
PLAM	plastic laminate
PLYWD	plywood
PREFAB	prefabricated
PREFIN	prefinished
PSI	pounds per square inch
PT	paint, painted
PTN	partition
Q	
QT	quarry tile
QTB	quarry tile base
R	
R	radius
RB	resilient base
RCP	reflected ceiling plan
RD	roof drain
REBAR	reinforcing steel bars
RF	resilient flooring
RFS	room finish schedule
RO	rough opening
S	
S	south
SAN	sanitary
SC	sealed concrete
SC	solid core
SF	square feet
SH	shelves
SIM	similar
SS	solid surface
SST	stainless steel
ST	stain
STA	stair
STN	stone
STNB	stone base
STRUCT	structure
SV	sheet vinyl
T	
TBM	time & materials
TEMP	temperature
TERR	terrazzo
TERRB	terrazzo base
TFF	top of finish floor
TK BD	tackboard
TO	top of
TOB	top of beam
TOC	top of concrete
TOF	top of footing
TOM	top of masonry
TOPO	topography
TOS	top of steel
TV	television
TYP	typical
U	
UC	under counter
UNO	unless noted otherwise
UON	unless otherwise note
V	
VCT	vinyl composition tile
VF/CI	vendor furnished, contractor installed
VF/OI	vendor furnished, owner installed
VF/VI	vendor furnished, vendor installed
VNR	veneer
VIF	verify in field
VWC	vinyl wall covering
W	
W	west
W/	with
W/O	without
WC	water closet
WC	wall covering
WD	wood
WB	wood base
WDW	wood veneer
WH	water heater
WP	wall protection
WP	waterproof
X	
XPS	extruded polystyrene board (insul)
Y	
Z	

SYMBOL LEGEND

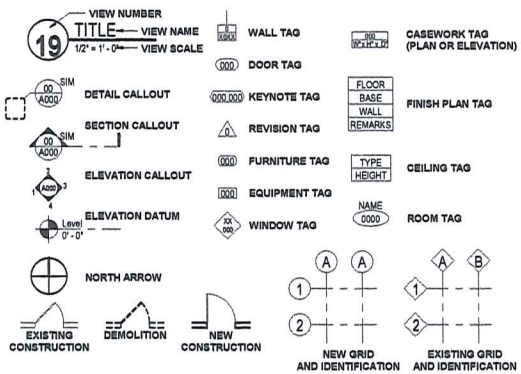

VICINITY MAP

PROJECT ADDRESS

TWISTED GROUNDS COFFEE SHOP
GRAND VIEW COMMONS TENANT FITOUT
6067 GEMINI DRIVE, MADISON , WI

OWNER INFORMATION

DSI Real Estate Group, Inc.
DANIEL BRINKMAN
2800 ROYAL AVENUE, SUITE 302
MADISON, WI 53713

PROJECT TEAM

GENERAL CONTRACTOR

PRINCETON CUSTOM HOMES, INC
2985 TRIVERTON PIKE DRIVE #102
FITCHBURG, WISCONSIN 53711
CONTACT: GREG ONSAGER
EMAIL: GONSAGER@PRINCETONCUSTOMHOMES.COM
PHONE: 608.274.7747

ARCHITECTURAL

JLA ARCHITECTS & PLANNERS
2418 CROSSROADS DRIVE - SUITE 2300
MADISON, WI 53718
CONTACT: ANDY CHITWOOD
EMAIL: ACHITWOOD@JLA-AP.COM
OFFICE: 608.241.9500

SET ISSUE

CITY OF MADISON REVIEW SET
OCT 1, 2019

SHEET INDEX

SHEET DISCIPLINE AND NUMBER		REVISIONS Mark	Date
GENERAL			
G000	COVER		
G003	INDEX SHEET	A	OCT. 14, 2019
G004	CODE INFORMATION	A	OCT. 14, 2019
ARCHITECTURAL SITE			
A1P-100	ARCHITECTURAL SITE PLAN		
ARCHITECTURAL			
A100	FLOOR PLAN	A	OCT. 14, 2019
A110	KITCHEN EQUIPMENT & FINISH PLAN	A	OCT. 14, 2019
A401	TOILET ROOMS AND INTERIOR FITOUT ELEVATIONS		
A501	DOOR & FRAME DETAILS	A	OCT. 14, 2019

JLA
ARCHITECTS
MADISON : MILWAUKEE
jla-ap.com

JLA PROJECT NUMBER:19-0114

TWISTED GROUNDS COFFEE SHOP

CITY OF MADISON REVIEW SET

DATE OF ISSUANCE OCT 1, 2019

REVISION SCHEDULE

MARK	DESCRIPTION	DATE
A	ADDENDUM A	OCT. 14, 2019

SHEET TITLE
INDEX SHEET

SHEET NUMBER
G001

JLA ARCHITECTS PROJECT CODE REVIEW

ARCHITECTURAL & STRUCTURAL REVIEW - BUILDING SUBMITTAL
09/30/2019 (by Andy Chitwood) REVISED 10/14/2019 A

PROJECT NAME: Twisted Grounds Coffee Shop

PROJECT DESCRIPTION: Tenant Buildout

PROJECT LOCATION:
Street: 6067 Gemini Drive, Madison, WI
City: Madison, WI 53718

CODE:
Code Version: 2015 International Building Code (IBC) including Wisconsin Commercial Building Code - SPS 362

CONSTRUCTION TYPE: 5B - Unprotected - BUILDING MAIN OCCUPANCY: Retail and Professional Services

REQUIRED BUILDING ELEMENT RATINGS		
Bearings Walls	N/A	Table 601
Floors	N/A	Table 601
Roofs	N/A	Table 601
Exterior Walls	1 HR	IBC 704.3, 704.5, Table 602

BUILDING AREA (DESIGN):
Per IBC Definition (502.1)
Interior Side of Exterior Walls
Exterior Spaces Under Roof

FLOOR	FIT-OUT OCCUPANCY	FIRE AREA #2 (B)		TOTALS
		BUILDING	BALC / PATIO	
First Floor	A	1,417		1,417
				-
				-
				-
TOTAL (ALL)		1,417	-	1,417

MAX OCCUPANCY
Per IBC 1004.1.2

A 188 Occupants Maximum

PLUMBING FIXTURE COUNT
Per IBC Table 2902.1

Required Fixtures Per Gender		
Assembly A-2	Men (48)	Women (48)
Water Closets (1 per 75)	1	1
Lavatories (1 per 200)	1	1

OCCUPANCY & FIRE PROTECTION SYSTEMS:

FIRE AREA	OCCUPANCY	SPRINKLER TYPE
Restaurant Buildout	A2	NFPA 13

Notes
Fire Alarm System requirements per Design/Build Fire Protection Contractor
Provide Fire Extinguishers per NFPA 10

FIRE SEPARATIONS:
Fire Area Separations: 1 HR Between Fit-Out Assembly Occupancy & Adjacent Future Occupancies IIBC 508.4
Exit Access Corridors: 1 HR Rating Required per IBC Table 1020.1
Occupancy Separations: 1HR Between Adjacent Future Fit-Out Occupancy & Assembly Occupancy Per IBC Table 508.4
See Life Safety Plans

EGRESS: (Max. Travel Dist.) Maximum Exit Access Travel Distance (With Sprinkler System) = 250 ft (Section 1017, Table 1017.2)

Exit Access Distance - See sheet G002

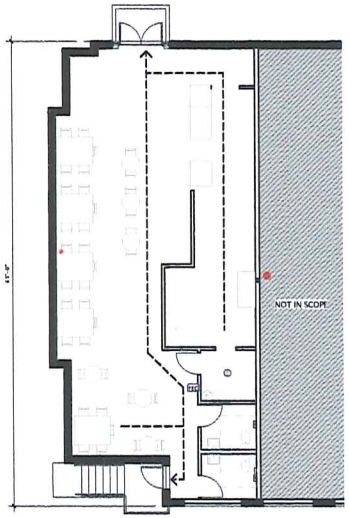

2 SUITE LIFE SAFETY PLAN
1/8" = 1'-0"

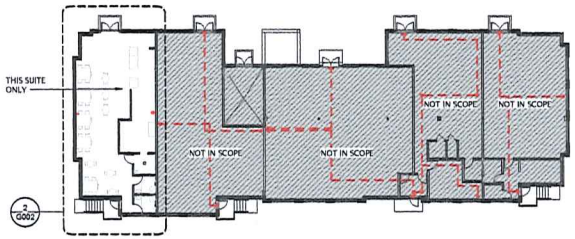

1 FIRST FLOOR - LIFE SAFETY PLAN - BUILDING LAYOUT
1" = 20'-0"

JLA ARCHITECTS
MADISON : MILWAUKEE
jla-ap.com

JLA PROJECT NUMBER: 19-0114

TWISTED GROUNDS COFFEE SHOP

CITY OF MADISON REVIEW SET

DATE OF ISSUANCE OCT 1, 2019

REVISION SCHEDULE

Mark	Description	Date
A	ADDENDUM A	OCT. 14, 2019

SHEET TITLE
CODE INFORMATION

SHEET NUMBER
G002

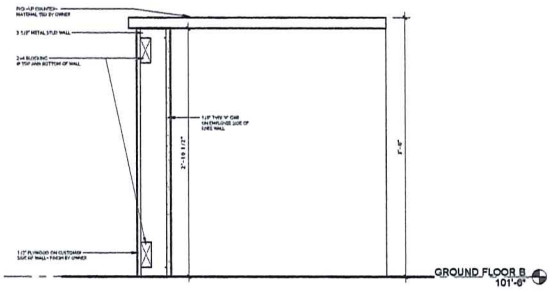

6 TYPICAL KNEE WALL SECTION
1 1/2" = 1'-0"

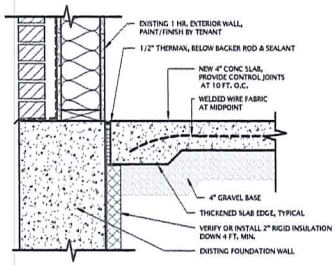

5 SLAB EDGE DETAIL
1 1/2" = 1'-0"

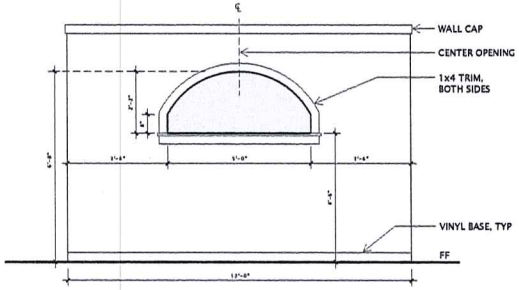

3 PASS THRU WINDOW ELEVATION
1/2" = 1'-0"

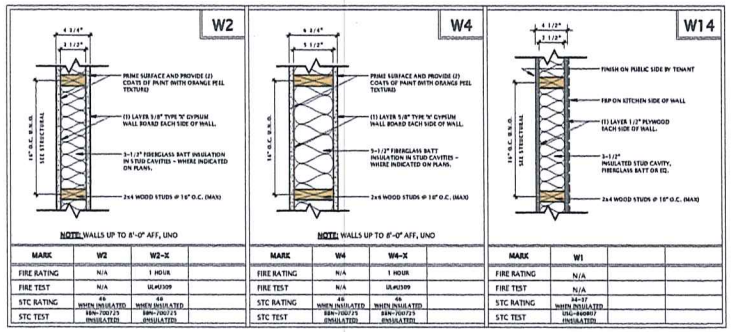

MARK	W2	W2-X	
FIRE RATING	N/A	1 HOUR	
FIRE TEST	N/A	UL#U309	
STC RATING	46 WHEN INSULATED	46 WHEN INSULATED	
STC TEST	S&W-7007/75 (INSULATED)	S&W-7007/75 (INSULATED)	

MARK	W4	W4-X	
FIRE RATING	N/A	1 HOUR	
FIRE TEST	N/A	UL#U309	
STC RATING	46 WHEN INSULATED	46 WHEN INSULATED	
STC TEST	S&W-7007/75 (INSULATED)	S&W-7007/75 (INSULATED)	

MARK	W1		
FIRE RATING	N/A		
FIRE TEST	N/A		
STC RATING	34-37 WHEN INSULATED		
STC TEST	USG-860807 (INSULATED)		

2 INTERIOR WALL TYPES
1 1/2" = 1'-0"

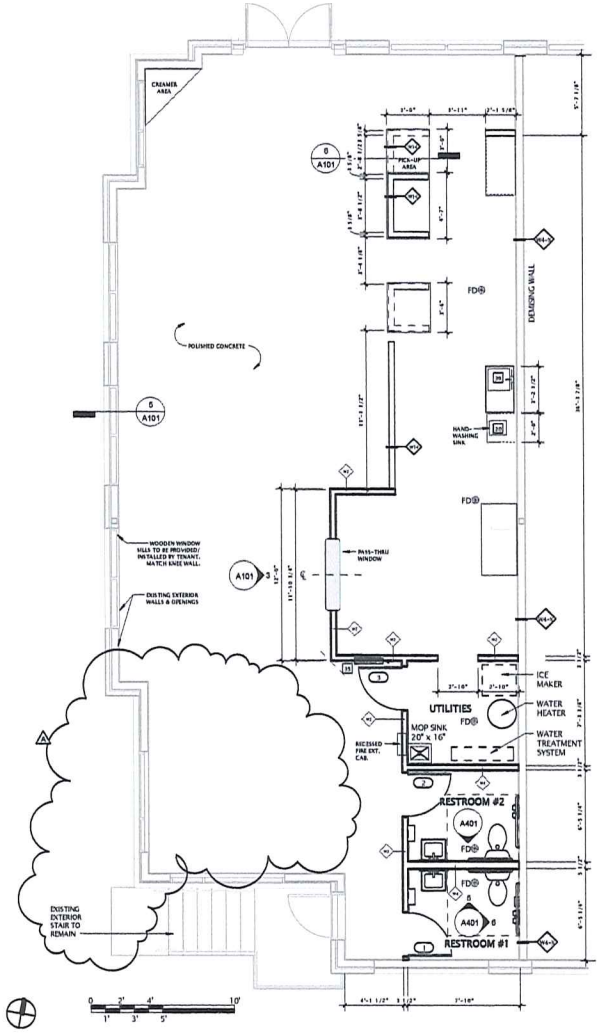

1 FLOOR PLAN
1/4" = 1'-0"

JLA ARCHITECTS
MADISON : MILWAUKEE
jla-ap.com

JLA PROJECT NUMBER: 19-0114

TWISTED GROUNDS COFFEE SHOP

CITY OF MADISON REVIEW SET

DATE OF ISSUANCE OCT 1, 2019

REVISION SCHEDULE

Mark	Description	Date
A	ADDENDUM A	OCT. 14, 2019

SHEET TITLE
FLOOR PLAN

SHEET NUMBER
A101

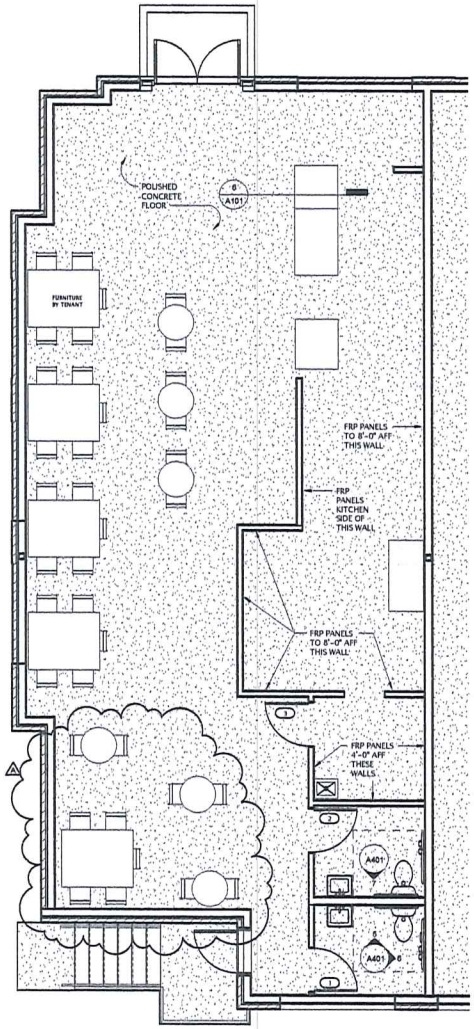

1 FINISH PLAN
1/4" = 1'-0"

* FOR REFERENCE ONLY

FINISH PLAN NOTES

1. POLISHED CONCRETE FLOOR AT ALL LOCATIONS, EXCEPT WHERE NOTED.
2. VINYL BASE AT ALL LOCATIONS, EXCEPT AT BATHROOMS.
3. CERAMIC TILE BASE AT BATHROOMS.
4. EXPOSED CEILING PAINTED BLACK, CONFIRM COLOR WITH TENANT.
5. EXPOSED PLYWOOD AT PUBLIC SIDE OF KITCHEN WALL, FINISH BY TENANT.
6. FRP AT KITCHEN SIDE OF WALL.
7. EXISTING ONE-HR. EXTERIOR WALL TO REMAIN, PAINT SELECTED BY TENANT.
8. DOORS & TRIM TO BE STAIN-GRADE WOOD.
9. WOODEN WINDOW SILLS TO BE PROVIDED/ INSTALLED BY TENANT. MATCH KNEE WALL.

FLOOR PLAN KEYNOTES

1	36" HT. COUNTERTOP
2	42" HT. COUNTERTOP
3	EXPRESSO GRINDER
4	EXPRESSO MACHINE
5	1 DOOR U/C FRIDGE
6	BAKERY CASE
7	REGISTER
8	33" BASE CABINET
9	ICE CREAM CASE
10	DIRECT DRAW BEER DISPENSER
11	WALL CAP BY OWNER
12	CONVECTION OVEN
13	TURBOCHEF OVEN
14	DUAL INDUCTION RANGE
15	CUSTOM STEEL TABLE
16	2 DOOR U/C FRIDGE W/ WORK SURFACE
17	PANINI GRILL
18	TOASTER (2)
19	SOUP (2)
20	HAND-WASHING STATION
21	2 DOOR U/C FRIDGE
22	NOT USED
23	ICE BIN
24	2-DOOR REACH-IN FRIDGE
25	3-DOOR REACH-IN FREEZER
26	BEER/WINE COOLER - BACK BAR CAB.
27	ICE MAKER
28	DISH SINK. 24
29	U/C DISHWASHER
30	NOT USED
31	SANDWICH PREP FRIDGE, 60"
32	GRAB & GO (SD:60")
33	WATER HEATER
34	NOT USED
35	1-PHASE ELEC. SERVICE PANEL; MAINTAIN PARTY WALL FIRE RATING
36	10" AFF PASS-THRU SERVICE WINDOW, 18" DEEP, 60" WIDE, ROUND EDGES CENTER ON OUTER WALL MASS
37	UNIVERSAL PAN RACK
38	SLIDING BARN DOOR
39	ONE COMPARTMENT SINK
40	COFFEE GRINDER 7.5"W x 14"D
41	COFFEE MAKER 8.5"W x 18.5"D
42	DIPPER WELL; PROVIDE PLUMBING SUPPLY & DRAIN
43	BLENDER 9"W x 9"D

* PLUMBER TO CONFIRM SUPPLY AND DRAIN REQUIREMENTS OF ALL KITCHEN EQUIPMENT AND APPLIANCES WITH TENANT.

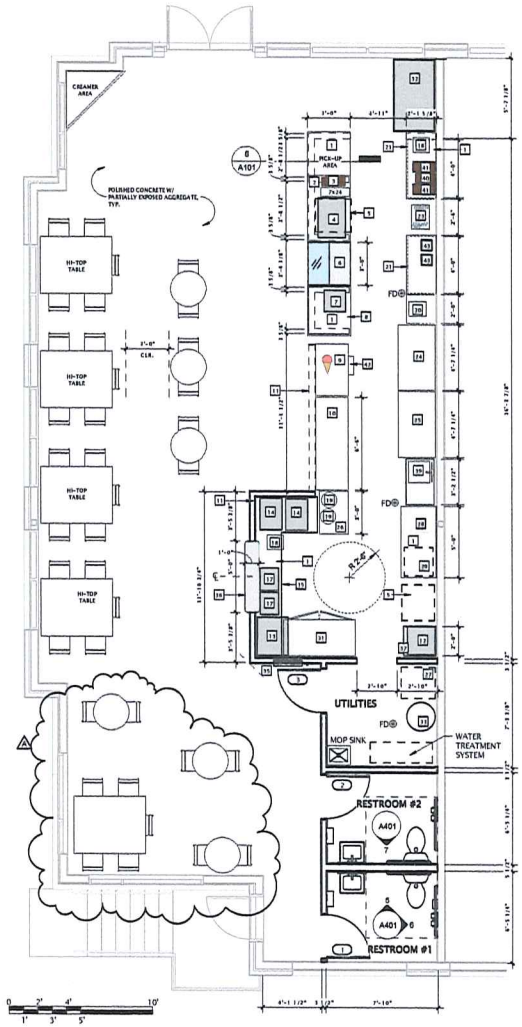

2 KITCHEN EQUIPMENT PLAN
1/4" = 1'-0"

* FOR REFERENCE ONLY

JLA ARCHITECTS

MADISON : MILWAUKEE
jla-ap.com

JLA PROJECT NUMBER: 19-0114

TWISTED GROUNDS COFFEE SHOP

CITY OF MADISON REVIEW SET

DATE OF ISSUANCE OCT 1, 2019

REVISION SCHEDULE

Mark	Description	Date
A	ADDENDUM A	OCT. 14, 2019

SHEET TITLE

KITCHEN EQUIPMENT & FINISH PLAN

SHEET NUMBER

A103

NOT USED

DOOR HARDWARE SCHEDULE

SET #		LOCKSETS						ACCESSORIES											MANUFACTURER	STYLE	FINISH
		ENTRANCE LOCKSET W/ INTEGRAL CARD READER	KEYED KNOB OR LEVER	INDEPENDENT DEADBOLT	PRIVACY LOCK	NO-LOCK PASSAGE SET	NO-LOCK RECESSED DOOR PULL	PANIC BAR W/ FULL	CLOSER(S)	SPRING HINGES	EYE VIEWER	DOOR KNOCKER	WALL STOP	HINGE DOOR STOP	KICKPLATE (PUSH SIDE)	HINGES (PER LEAF)	CONTINUOUS HINGE	SLIDING DOOR TRACK	THROW-BOLTS (INACTIVE LEAF)			
INTERIOR DOORS	1		X						X				X		X	3				SCHLAGE	JUPITER	SATIN NICKEL
	2				X				X				X			3				SCHLAGE	JUPITER	SATIN NICKEL
	3				X				X				X			3				SCHLAGE	JUPITER	SATIN NICKEL

DOOR NOTES:

1. ALL INTERIOR DOORS TO BE SOLID CORE WOOD DOORS IN WOOD FRAMES.
2. ALL DOORS TO BE 3'-0" x 6'-8"
3. PROVIDE ICC/ANSI 117.1 COMPLIANT HARDWARE AS REQUIRED PER CODE
4. PULL SIDE OF DOORS TO HAVE MIN. 18" CLEAR AT LATCH JAMB
5. PUSH SIDE OF DOORS TO HAVE MIN. 12" CLEAR AT LATCH JAMB
6. ALL DOORS AND FRAMES TO BE STAIN-GRADE, VERIFY DOOR AND TRIM STAIN W/ TENANT.

DOOR AND FRAME INFORMATION
1/8" = 1'-0"

NOT USED

HEAD DETAIL

NOTE:
SEE WALL TYPES FOR ADDITIONAL INFORMATION

GYPSUM WALL BOARD
SEE WALL TYPES FOR MORE INFORMATION

2x HEADER
SEE STRUCTURAL DRAWINGS FOR SPECIAL CONDITIONS

2x WALL FRAMING WITH OPTIONAL INSULATION
SEE WALL TYPES FOR MORE INFORMATION

WOOD CASING

WOOD DOOR FRAME

WOOD DOOR STOP

WOOD DOOR
(SEE SCHEDULE)

JAMB DETAIL

NOTE:
SEE WALL TYPES FOR ADDITIONAL INFORMATION

3 1/2"
MIN.

WOOD CASING

WOOD DOOR FRAME

WOOD DOOR STOP

WOOD DOOR
(SEE SCHEDULE)

18 WOOD - SWING - HEAD & JAMB
3" = 1'-0"

JLA ARCHITECTS

MADISON : MILWAUKEE
jla-ap.com

JLA PROJECT NUMBER: 19-0114

TWISTED GROUNDS COFFEE SHOP

CITY OF MADISON REVIEW SET

DATE OF ISSUANCE OCT 1, 2019

REVISION SCHEDULE

Mark	Description	Date
A	ADDENDUM A	OCT. 14, 2019

SHEET TITLE

DOOR & FRAME DETAILS

SHEET NUMBER

A801

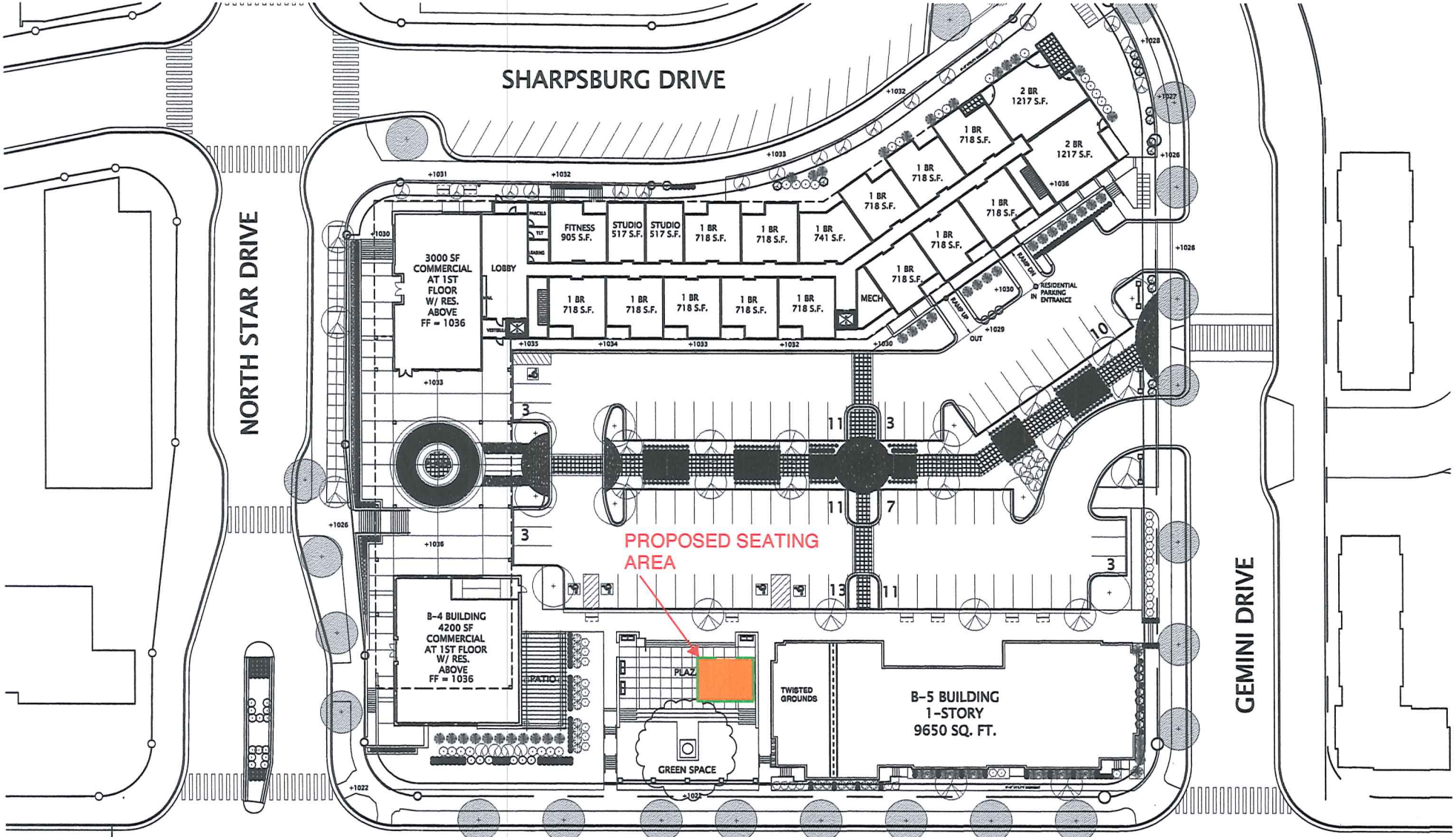

JLA ARCHITECTS

GRANDVIEW COMMONS TOWN CENTER – TWISTED GROUNDS COFFEE

5/5/2020

1" = 40' WHEN PRINTED ON 12X18

ENCLOSED AREA SEATING - 32' X 24'
5'-0" WIDE OPENINGS, 3' MIN.
DECORATIVE REMOVABLE FENCING
SEATS 40

TABLES 30" X 30"
WITH CHAIRS 4'6" X 4'-6"
SPACING - 30" TO TABLE CORNERS

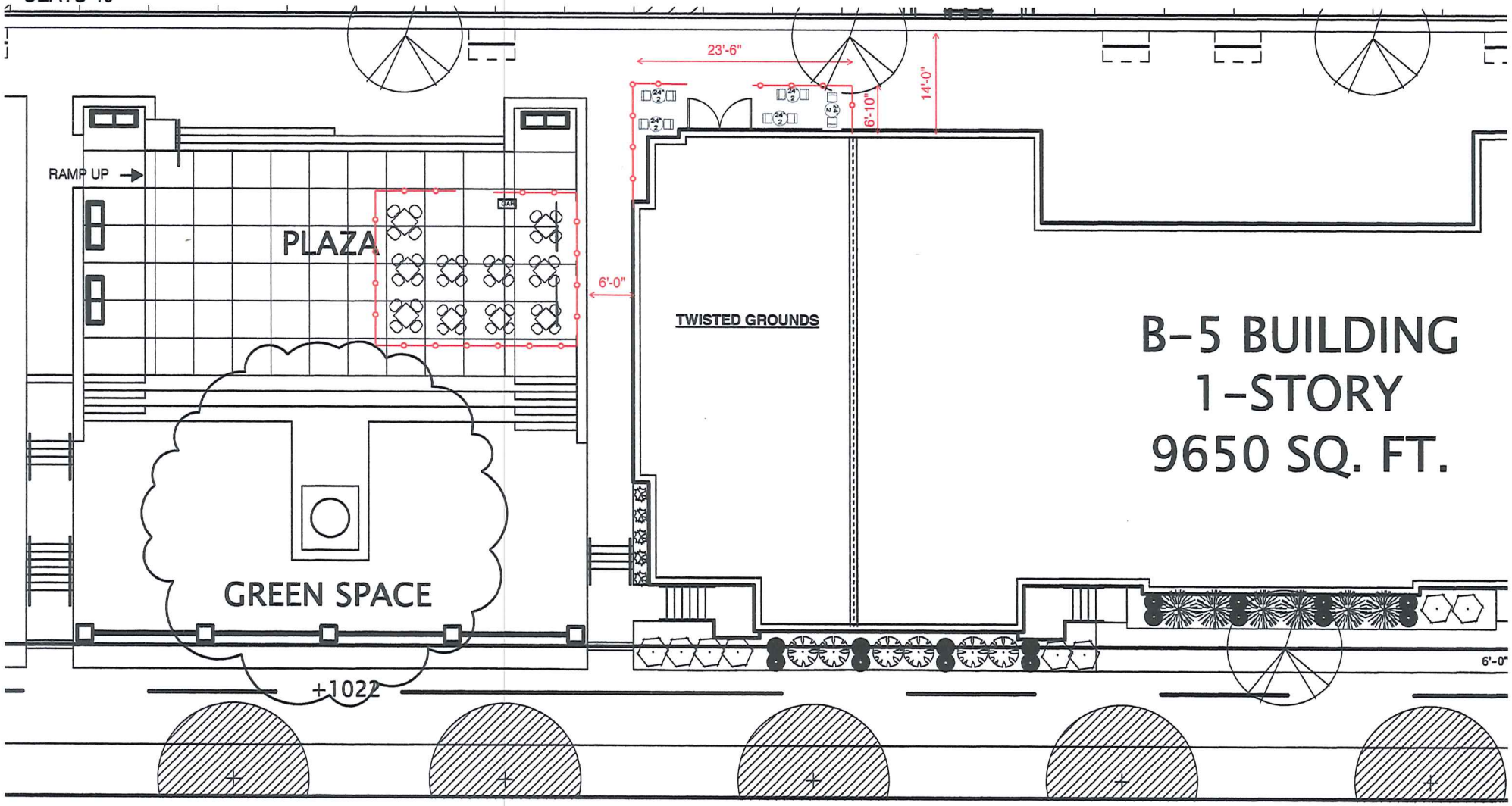

JLA ARCHITECTS

GRANDVIEW COMMONS TOWN CENTER – TWISTED GROUNDS COFFEE

5/5/2020

NOT TO SCALE

GAR