

Community Facilities, Neighborhood Plans, Economic Development & Homeless Services

Community Development Division- CDBG 2019 Results

Community Facilities - 2019

March 5, 2020

Improvements to Neighborhood Centers

- ▶ Goodman Community Center IronWorks Renovation
 - ▶ Commitment of \$400,000 in CDBG funds from 2018 federal funds RFP allowed Goodman Community Center to renovate its IronWorks building
 - ▶ Rehabilitation involved a substantial “gut rehab” of the historic building
 - ▶ Renovated space has allowed Goodman to provide a larger food pantry, build out a new fitness center, and create a more open space in the main area
 - ▶ The CDBG funds will help Goodman expand the number of low- and moderate-income residents it serves (~12,000 per quarter)

Goodman Community Center IronWorks



Neighborhood Projects - 2019

March 5, 2020

Darbo-Worthington-Starkweather Creek Neighborhood Plan

- ▶ The CDBG Committee and Common Council authorized up to \$120,000 in CDBG funds to support capital improvement projects identified in the DWSC Neighborhood Plan
- ▶ The CDBG Unit committed funds to 4 eligible projects:
 - ▶ Improvements to Worthington and Reger Parks
 - ▶ Access improvements to Starkweather Creek
 - ▶ Installation of energy efficient street lights in Worthington
 - ▶ Funding a new community garden within the planning area
- ▶ The final project, improving access to Starkweather Creek, was completed in 2019

DWSC Starkweather Creek Improvements

- ▶ City Engineering Division installed a launch for non-motorized boats (e.g. kayaks and canoes) to improve access to Starkweather Creek and Lake Monona
- ▶ Engineering oversaw the installation of limestone steps that made the waterway more accessible from street-level on the east side of the creek
- ▶ CDBG dollars funded the a metal slide that will allow for residents to “walk” their kayak or canoe into the creek from the west





Economic Development & Employment Opportunities

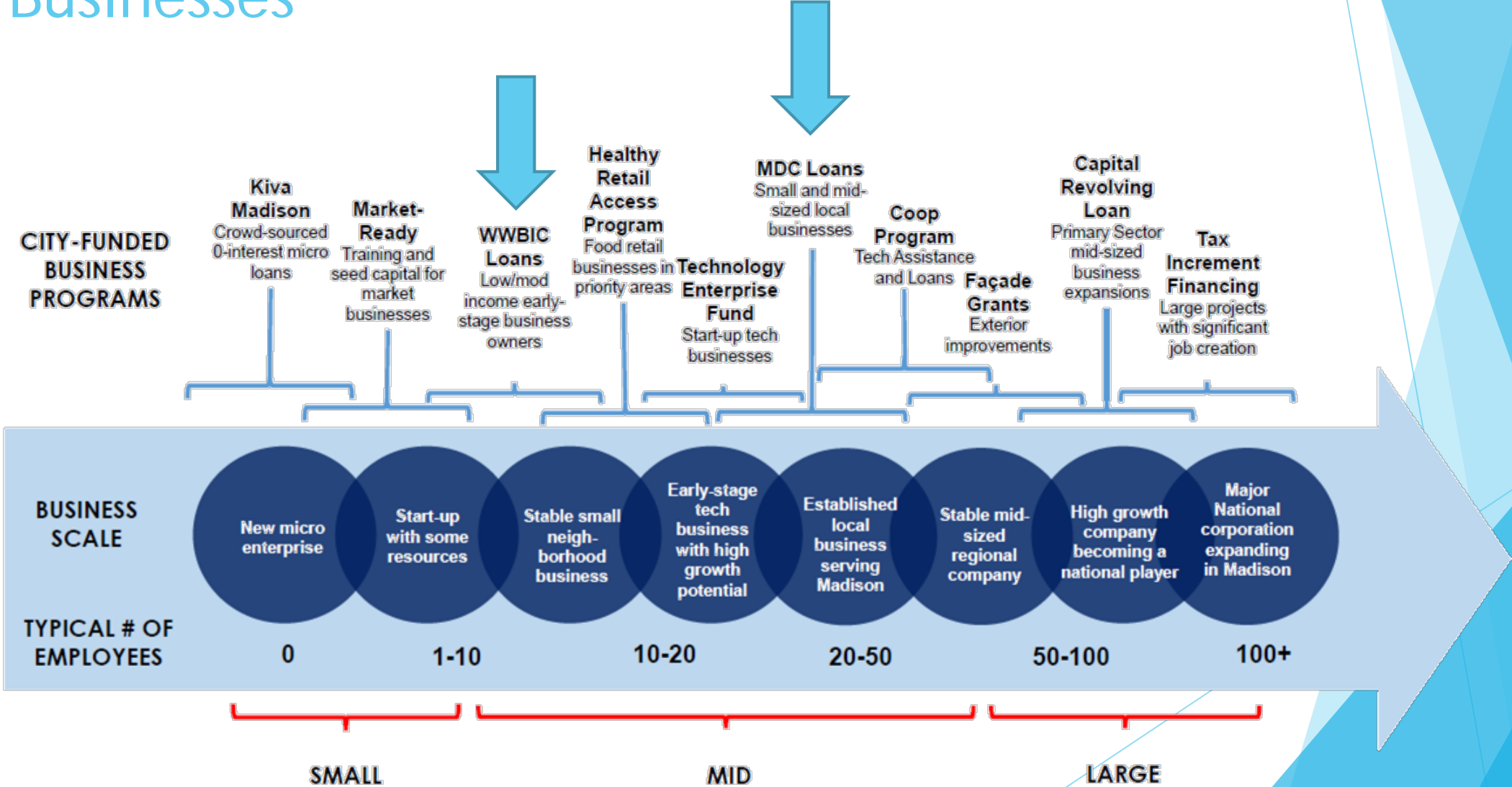
March 5, 2020

Goals & Objectives

Expand employment opportunities and enhance neighborhood vitality by supporting new and existing businesses.

- ▶ Objective 1
 - ▶ Job Creation and Community Business Development
- ▶ Objective 2
 - ▶ Small Business Development
- ▶ Objective 3
 - ▶ Adult Workforce Preparedness

Programs Providing Financial Assistance to Businesses



Job Creation & Community Business Development

Create jobs, particularly for underrepresented individuals, by supporting or expanding businesses.

Madison Development Corporation - CDBG Revolving Loan Funds

2015	2016	2017	2018	2019
6 Loans	5 Loans	2 Loans	7 Loans	7 Loans
\$600,000	\$408,000	\$225,000	\$866,800	\$640,000
At least 18 jobs created	At least 12 jobs created	At least 7 jobs created	At least 35 jobs created	At least 17 jobs created



Small Business Development

Assist entrepreneurs, particularly those from populations that are under-represented, seeking to start or grow small business and micro-enterprises (as defined by HUD) that create jobs.

- ▶ **Latino Chamber of Commerce of Dane County**
 - ▶ CDBG Entitlement Funds
- ▶ **Madison Black Chamber of Commerce**
 - ▶ CDBG Entitlement Funds
- ▶ **Wisconsin Women's Business Initiative Corporation (WWBIC)**
 - ▶ CDBG Entitlement and Revolving Loan Funds

Small Business Development

Provided Technical Assistance, educational opportunities, and referrals to participants.

Latino Chamber of Commerce	Madison Black Chamber of Commerce
649 Individuals Served	238 Individuals Served
95% LMI Individuals Served	95% LMI Individuals Served
73 Skills Workshops	19 Networking/Info Sessions

Small Business Development

Provided technical assistance, educational opportunities, and referrals to participants.

Wisconsin Women's Business Initiative- Loans

7 Loans

\$200,455

Wisconsin Women's Business Initiative - Technical Assistance

643 Individuals

57% LMI Individuals

10 Nano grants to micro-enterprise businesses

Adult Workforce Development

Provide job-seekers assistance through employment training.

1,648 Job-seekers received assistance

Community Resource Adult Employment & Training Funded Partners	
Common Wealth Development	Goodman Community Center
Literacy Network	Lussier Community Education Center
Kennedy Heights Neighborhood Center	Madison-area Urban Ministry
Latino Academy of Workforce Development	Operation Fresh Start
Urban League of Greater Madison	YWCA of Madison
WRTP/Big Step	

Homeless Services - 2019

March 5, 2020

Homelessness in Madison/Dane County

On a Given Night

2019 January PIT

578+

persons

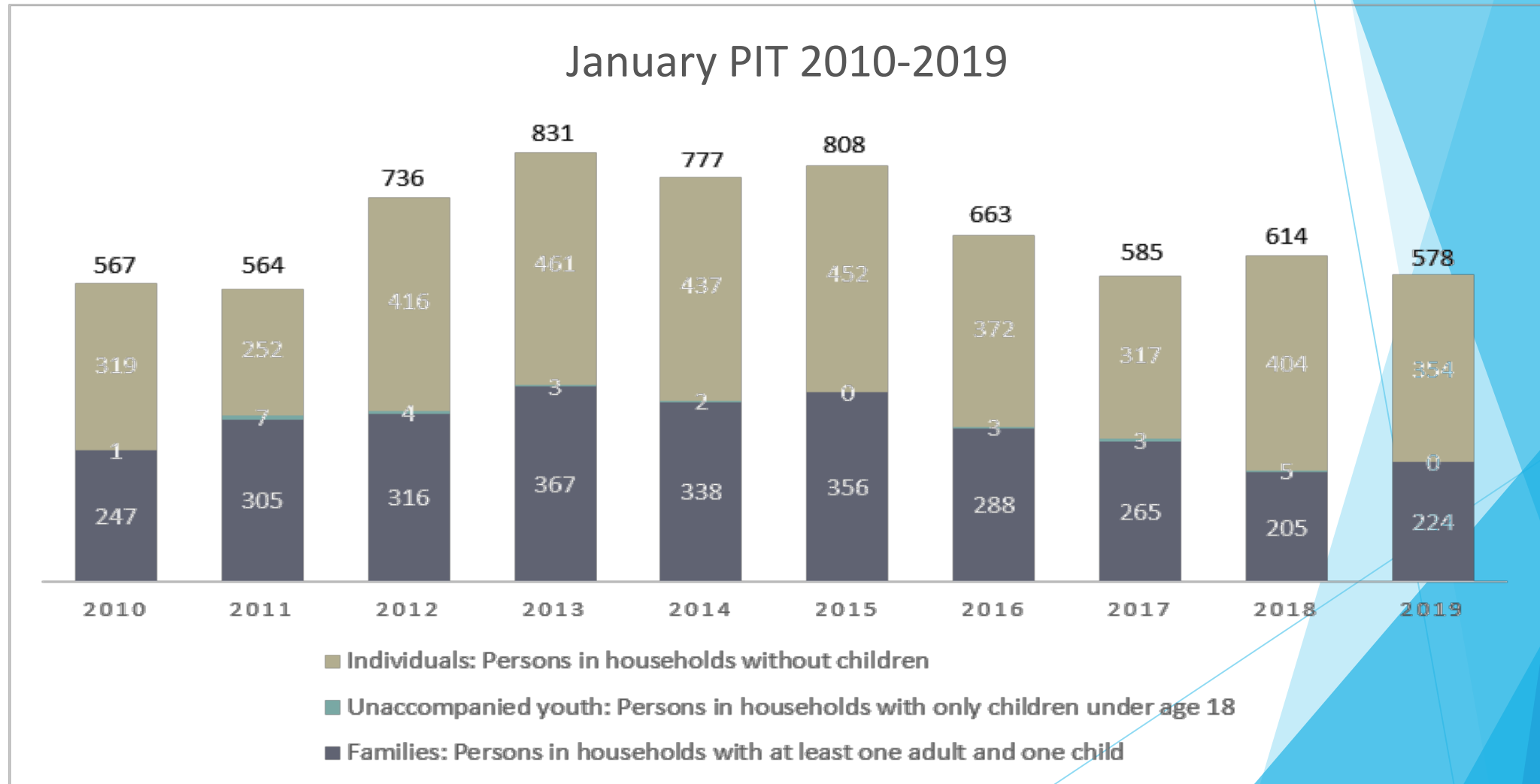
Annually

FY 2018 ES & TH

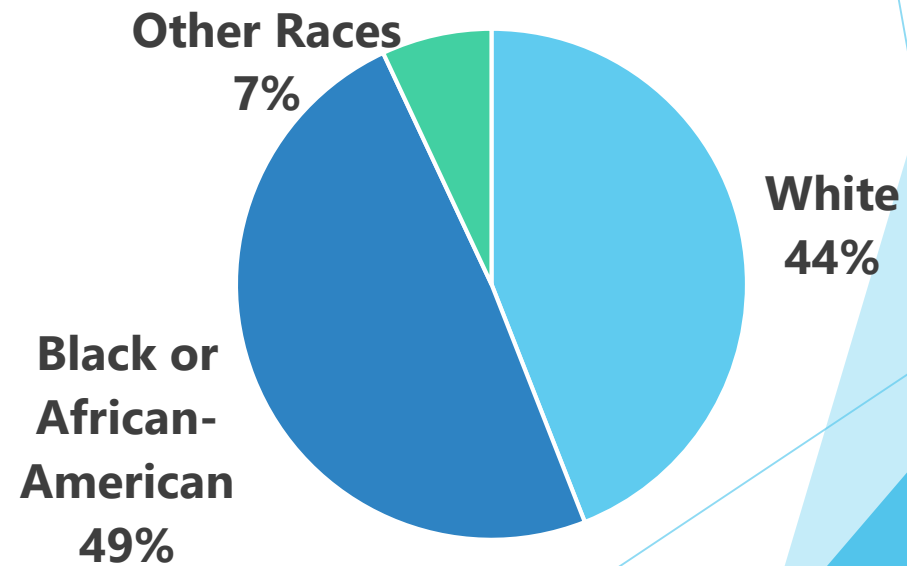
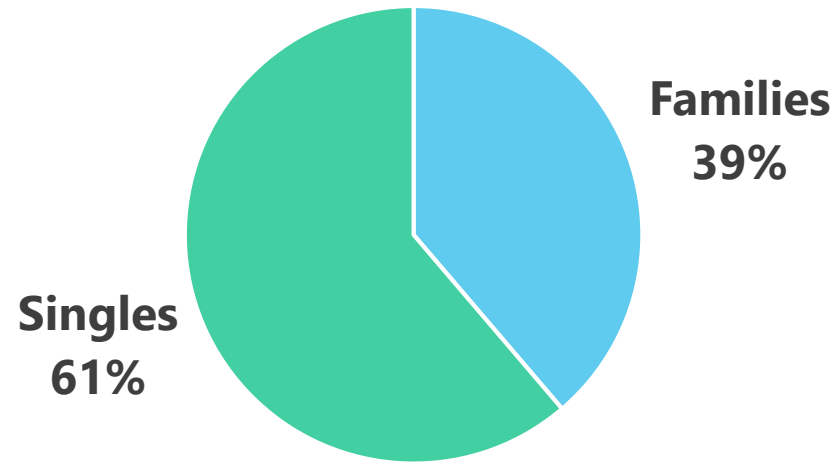
2,681

persons

Homelessness in Madison/Dane County



Homelessness in Madison/Dane County



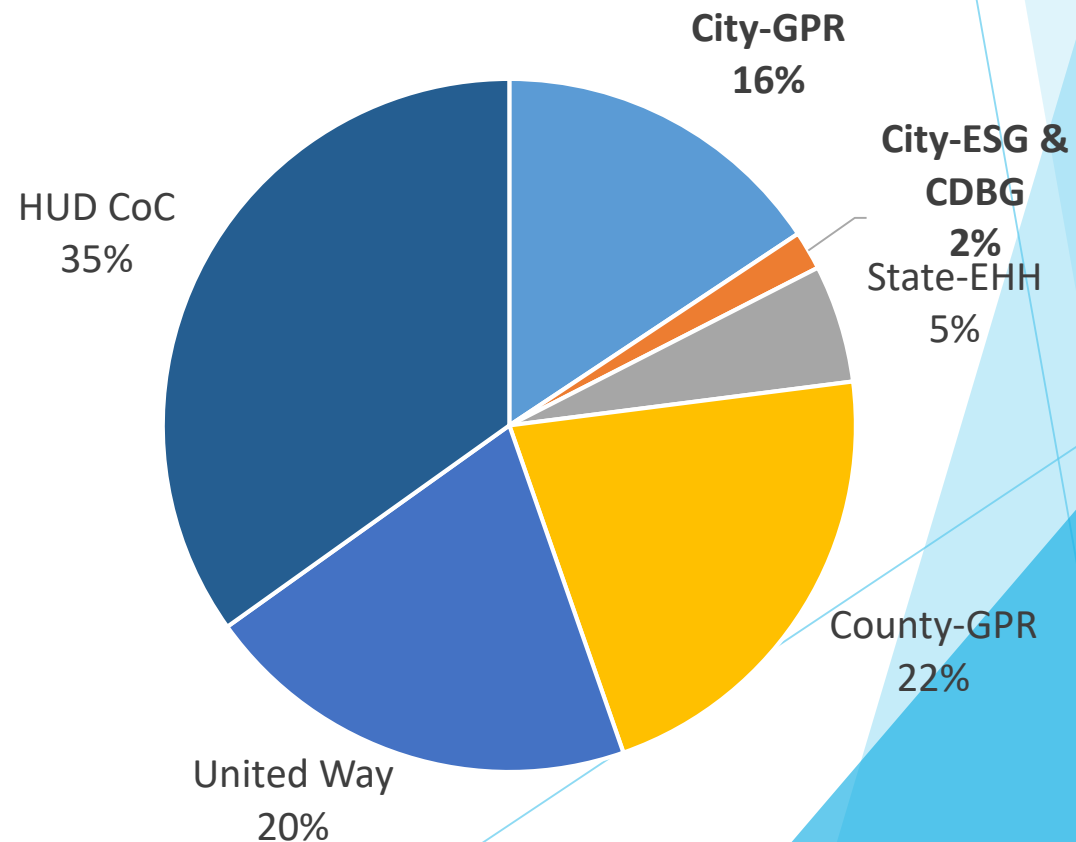
2019 January PIT

City's Investment in Homeless Services

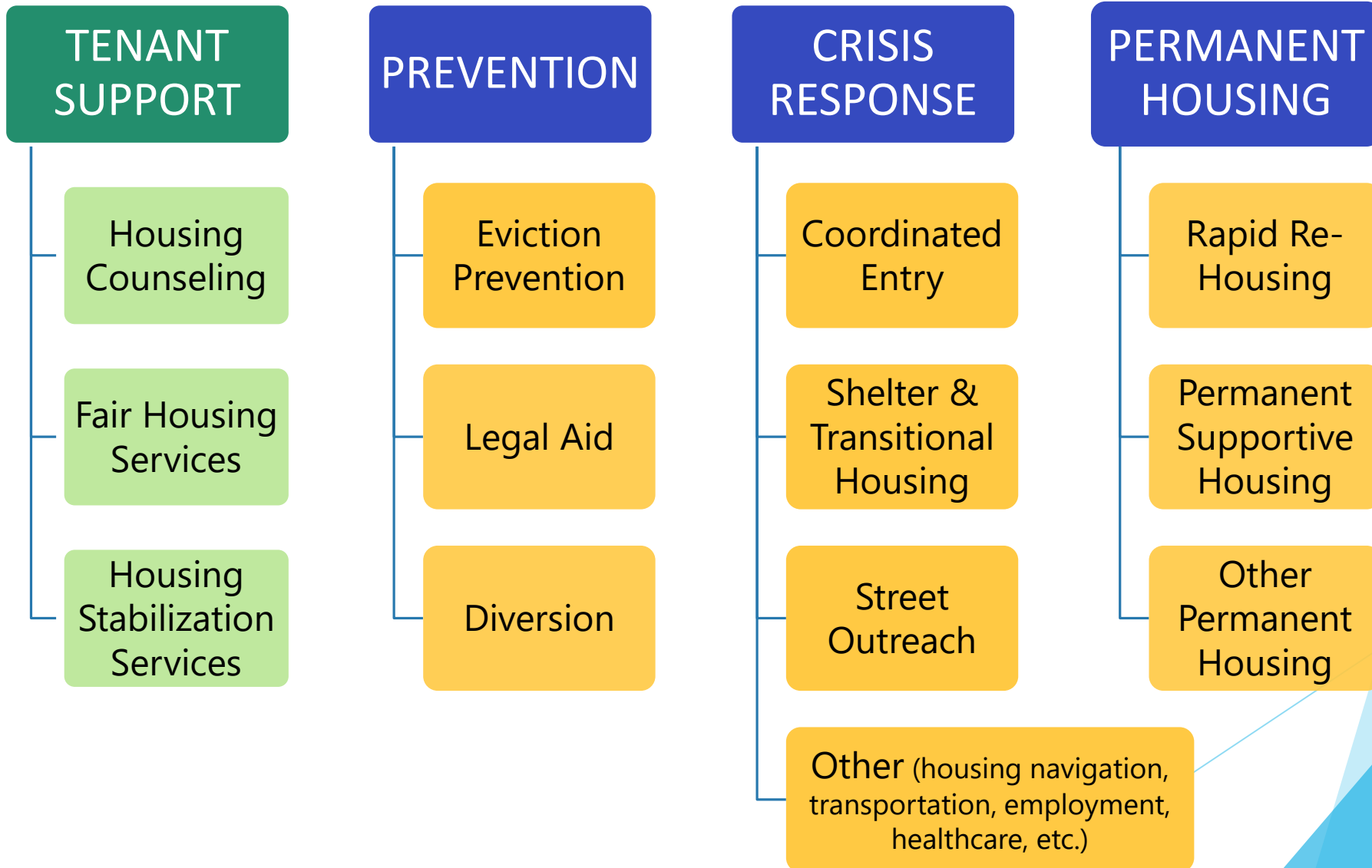
- ▶ Total \$1,743,831 in 2019
- ▶ 18% of the total homeless services funding in Madison/Dane County

HOMELESS SERVICES FUNDING IN
MADISON/DANE COUNTY 2019

Approx. \$9.98 Million



Homeless Services System Map



City's Investment: Tenant Support

TENANT SUPPORT

TOTAL \$168,652

Housing Counseling

- Housing Counseling, Outreach & Education (Tenant Resource Center) \$103,984
- Bilingual Housing Counseling (Tenant Resource Center) \$23,679

Fair Housing Services

- Fair Housing Services (Fair Housing Council of Madison) \$40,989

Housing Stabilization Services

City's Investment: Prevention

PREVENTION	TOTAL \$254,975	
Eviction Prevention	• DIGS Rent Assistance (Porchlight)	\$48,000
	• Mediation (Tenant Resource Center)	\$15,000
Legal Aid	• Eviction Defense Project (Legal Action of WI)	\$170,000
Diversion	• Family & Single Women Diversion (Salvation Army)	\$21,975

City's Investment: Crisis Response System

TOTAL \$775,453

CRISIS RESPONSE

• Dane CoC Coordinated Entry (ICA) \$ 40,000

Coordinated
Entry

• Men's Shelter (Porchlight) \$ 58,000
• Family & Women's Shelter (Salvation Army) \$120,000
• Family Shelter (YWCA) \$ 50,000

Shelter &
Transitional
Housing

• Outreach & Restorative Justice (Sankofa) \$200,000
• Remote Outreach (Porchlight) \$ 37,500
• Outreach Rent Assistance (Tellurian) \$ 13,000

Street
Outreach

• Transit for Jobs & Self Sufficiency (Porchlight) \$ 55,275
• Quick Move-In Entry Cost Assistance (TRC) \$ 10,000
• HMIS Lead Agency Services (ICA) \$ 3,084

Other (housing navigation,
transportation, employment,
healthcare, etc.)

City's Investment: Permanent Housing

TOTAL \$544,751

- | | |
|--|------------|
| • Rapid Rehousing for Singles (Tenant Resource Center) | \$ 50,000 |
| • Reducing Barriers Fund for Family RRH (The Road Home) | \$ 10,000 |
| • Rethke Terrace Supportive Services (Heartland Alliance Health) | \$ 65,000 |
| • Tree Lane Apartment Supportive Services (various providers) | \$ 222,251 |
| • PSH Supportive Services (Housing Initiatives) | \$ 25,000 |
| • Moving Up (The Road Home) | \$ 22,500 |
| • Permanent Housing Case Management (Porchlight) | \$ 150,000 |

PERMANENT HOUSING

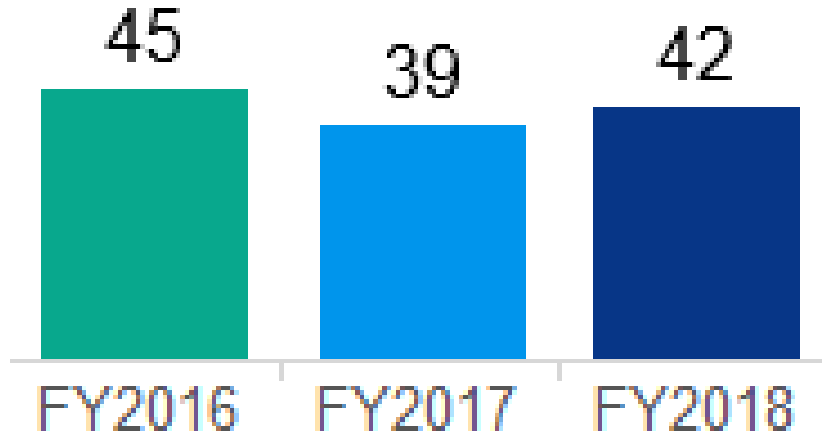
Rapid Re-Housing

Permanent Supportive Housing

Other Permanent Housing

Length of Homelessness

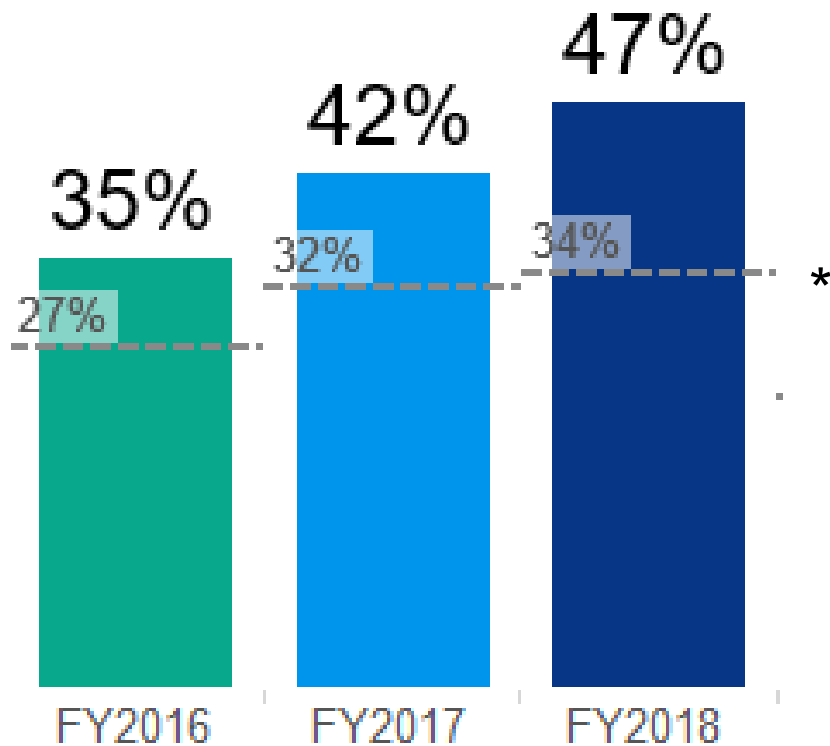
Average # of Days



The average length of homelessness at Emergency Shelters decreased by 3 days or 7% from FY2016.



Exit to Permanent Housing from Outreach



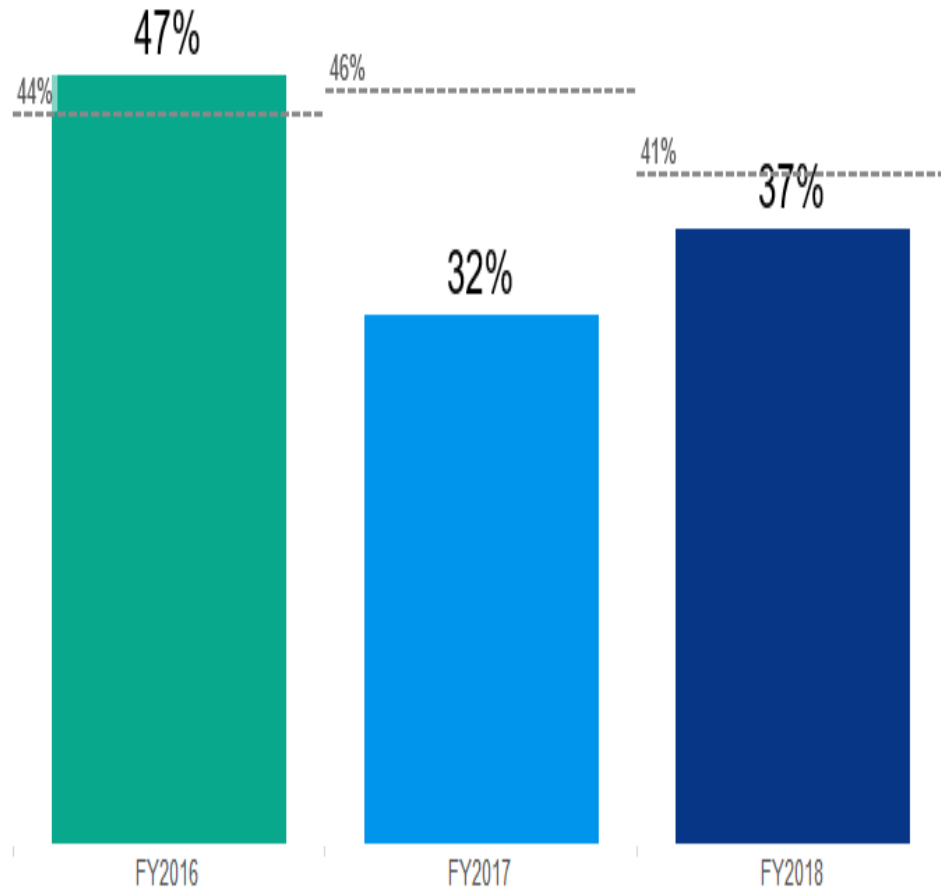
Exit to permanent housing program from outreach improved significantly.



It exceeded Wisconsin (34%) and national averages (36% for all positive exits).

* Wisconsin averages

Exit to Permanent Housing from ES, TH and RRH

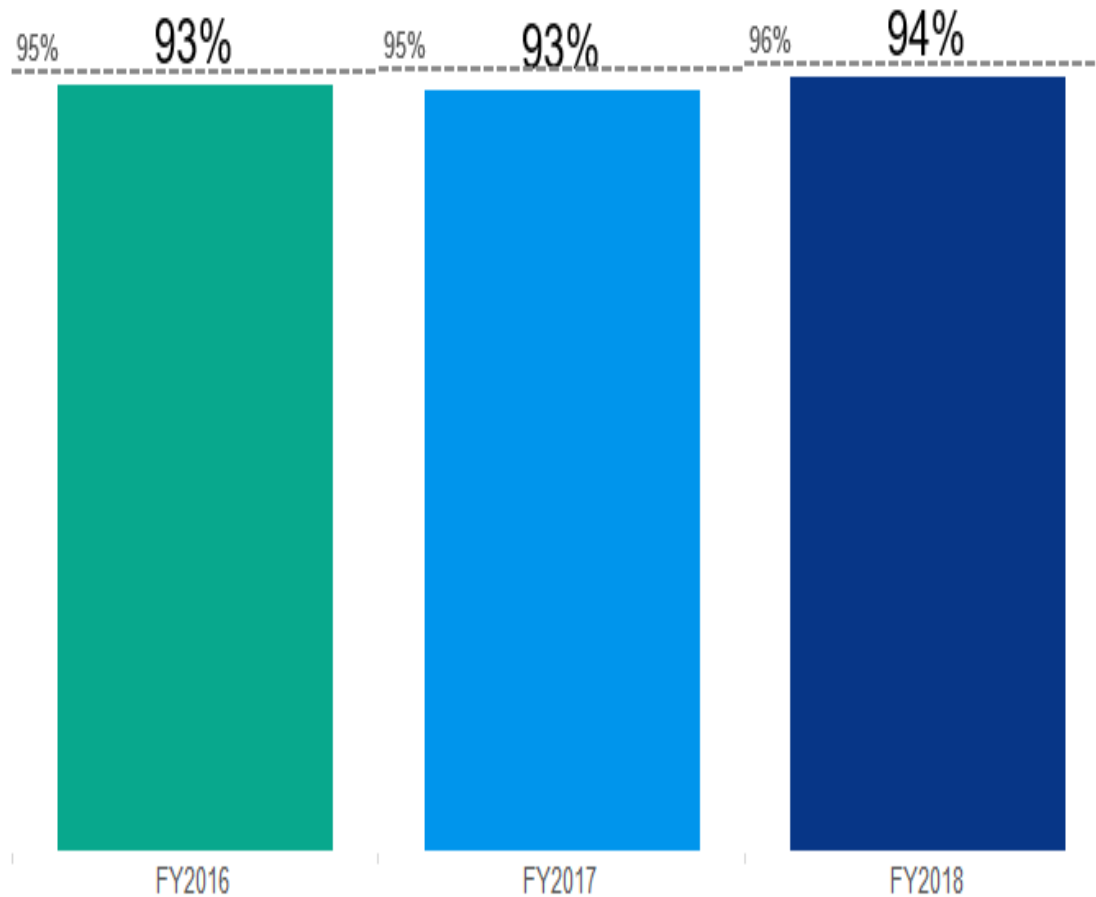


Exit to permanent housing from ES, TH and RRH decreased by 10% from FY2016.



It was worse than the Wisconsin average (41%) and the national average (42%).

Retention of Permanent Housing



The percentage of people remaining in PH was consistent.



It was similar to the Wisconsin (96%) and the national average (95%).

Returns to Homelessness within 2 Years

among exiters to PH
from all: ES, TH, PH, and Outreach

Consistent



It was similar to the Wisconsin average (24%)
but worse than the national average (19%).

