



Dane County CoC 2019 July Point-In-Time Count of Homelessness

Sarah Lim, PIT Committee
slim@cityofmadison.com

11/4/2019



What is Point-in-Time (PIT)?

- **A snapshot** of people experiencing homelessness on a given night
- Count of people in **HUD homeless category 1**
 - Sheltered count: emergency shelters and transitional housing
 - Unsheltered count: streets, cars, tents, etc.
- Coordinated by HSC Point-in-Time Committee
- 4th Wednesday in January and July



Other ways to understand the extent of homelessness:

Coordinated Entry Housing Priority list

People who reported staying at shelters or unsheltered locations and in need of housing

- 577 single adults
- 170 families with children (11/1/2019)

Annual Number of People Served in Homeless System

System Performance Overview

Total number of households and people served in the homeless system and performance overview for 10/01/2017 - 09/30/2018 for Dane Updated



2,509

HOUSEHOLDS

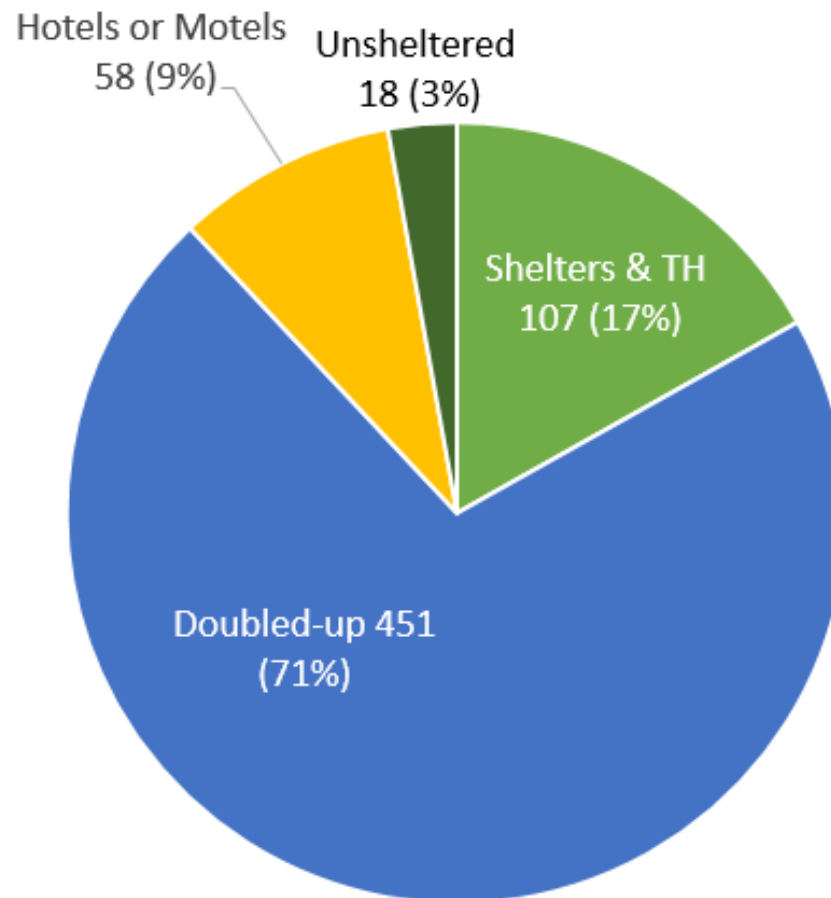


3,681

PEOPLE

Number of Homeless Student Families

MMSD 2018-19 Student Families Experiencing Homelessness TOTAL 635 FAMILIES





2019 July PIT

- On the night of July 24, 2019
- Mild weather: high 85, low 60, around 70 degrees during the unsheltered count
- 11 teams/44 volunteers on the PIT night
- Post count by 5 additional volunteers at The Beacon, Bethel, Safe Haven, and remote camp sites



2019 July PIT Summary Findings

650 total persons experiencing homelessness
(category 1 literally homeless)

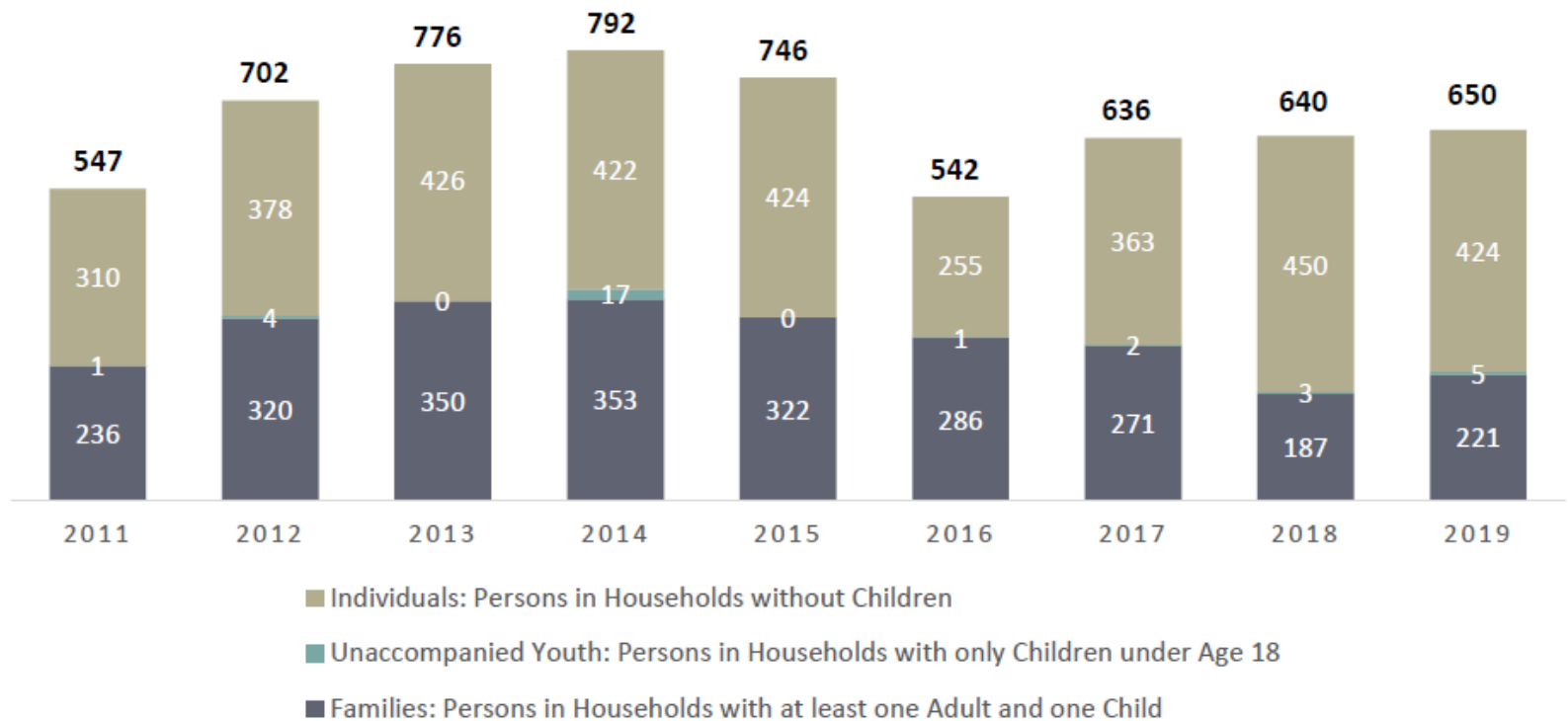
221 persons (60 families) in households with children

424 persons in households without children

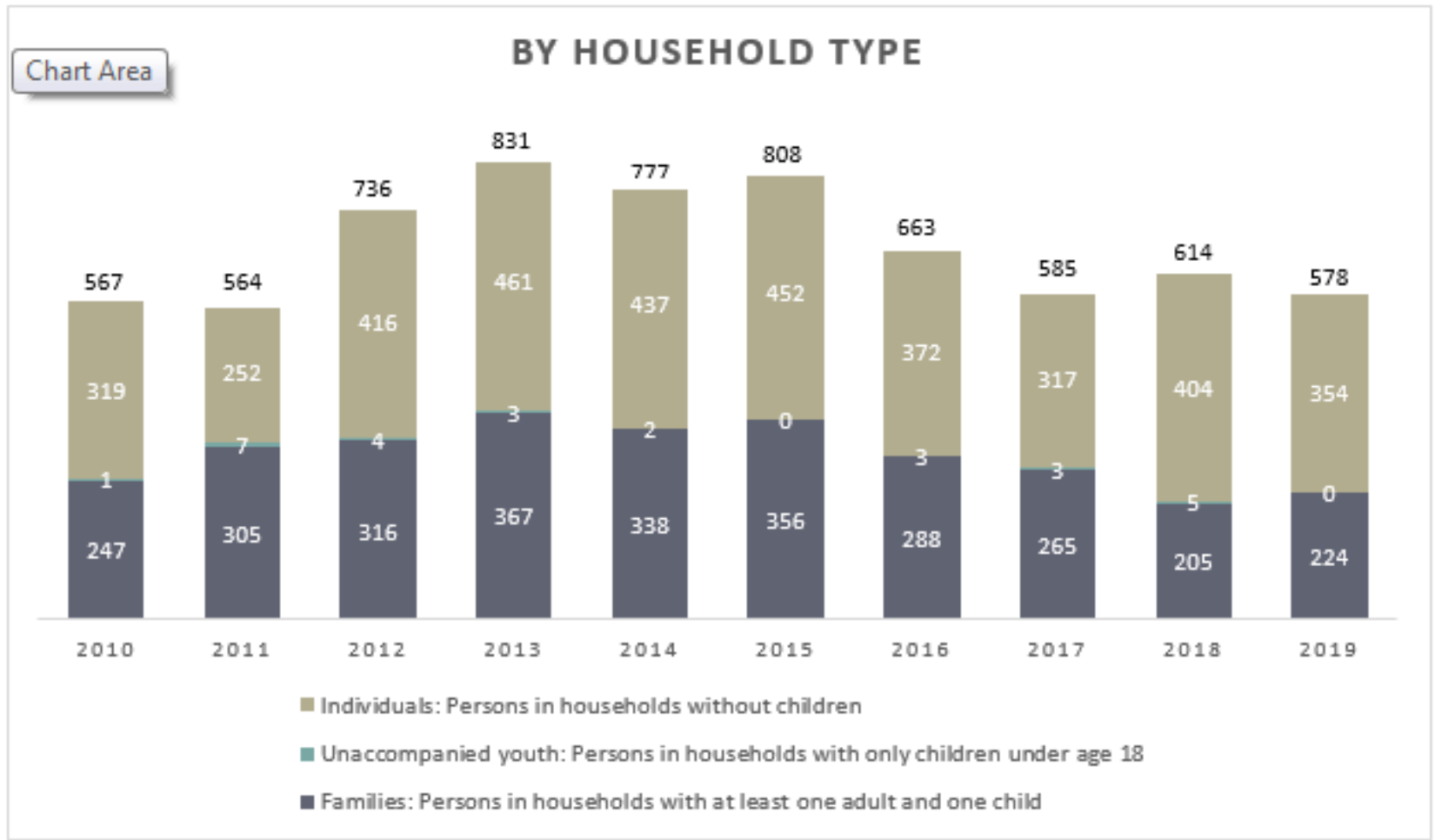
5 unaccompanied youth age under 18

July PIT: 2011-2019

BY HOUSEHOLD TYPE

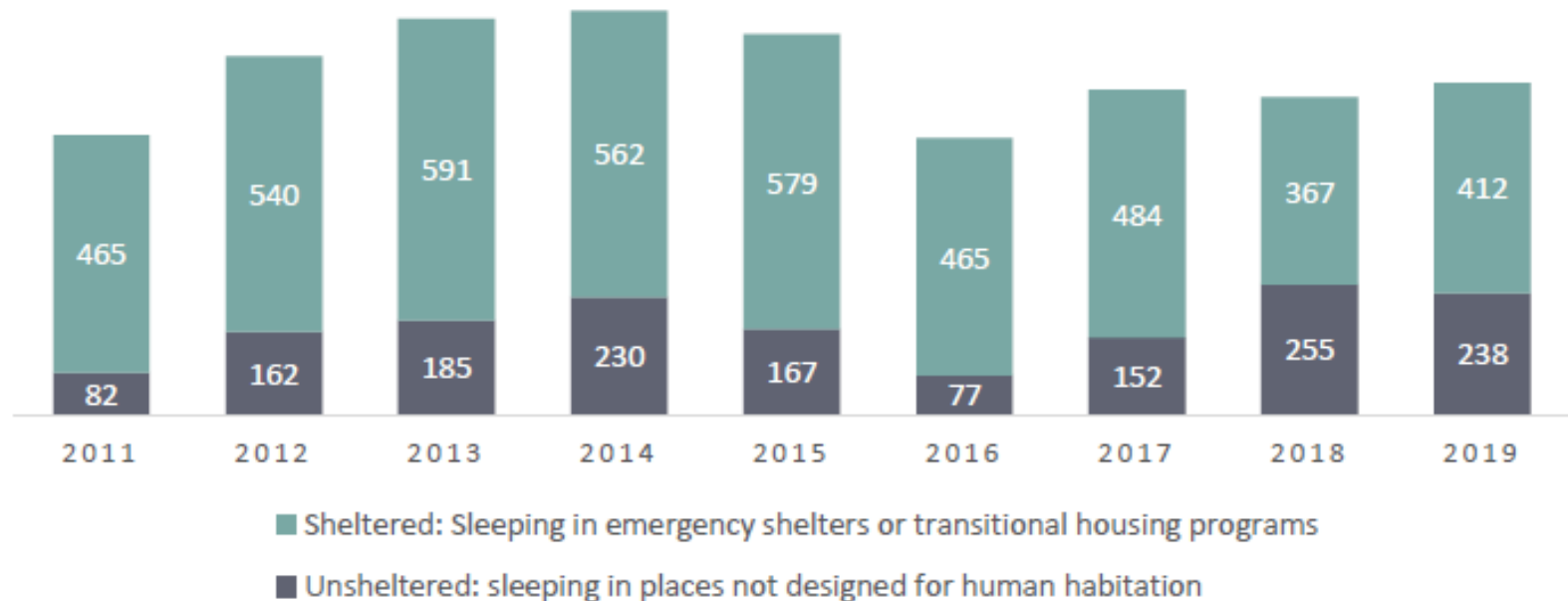


January PIT: 2010-2019



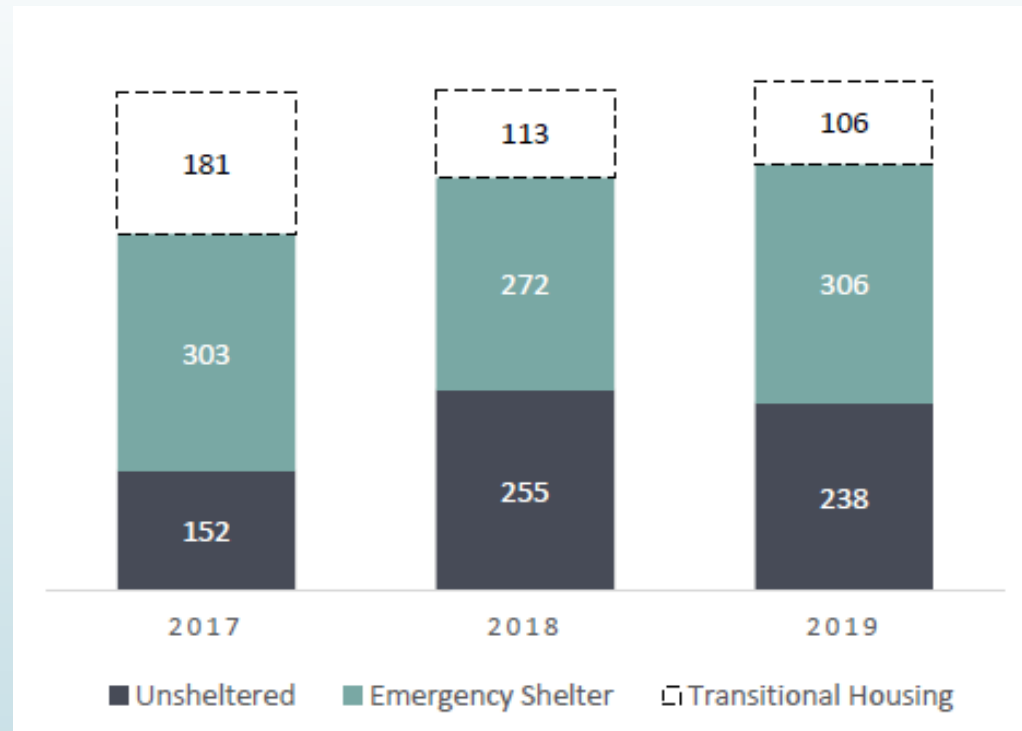
July PIT: 2011-2019

BY SLEEPING LOCATION



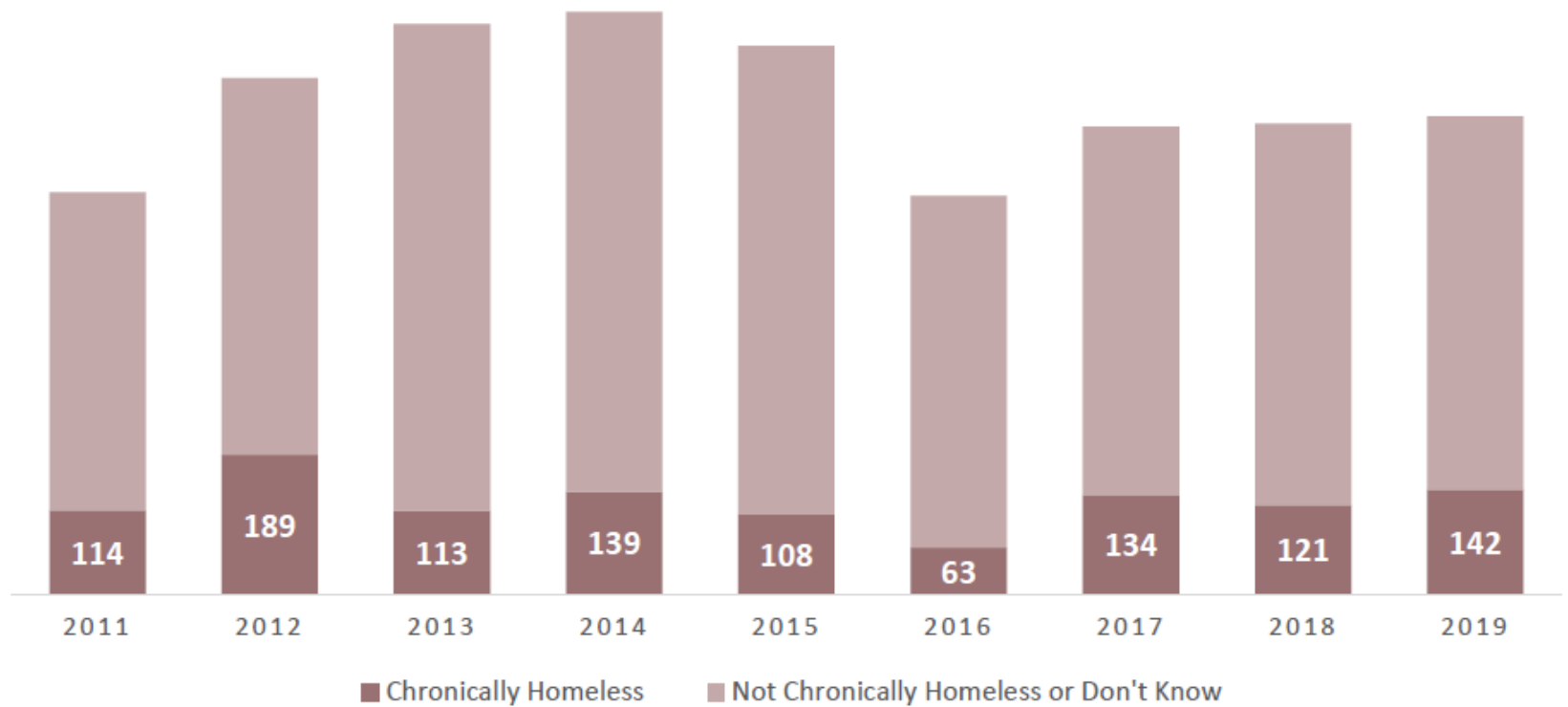
July PIT: 2017-2019

ES and Unsheltered Only



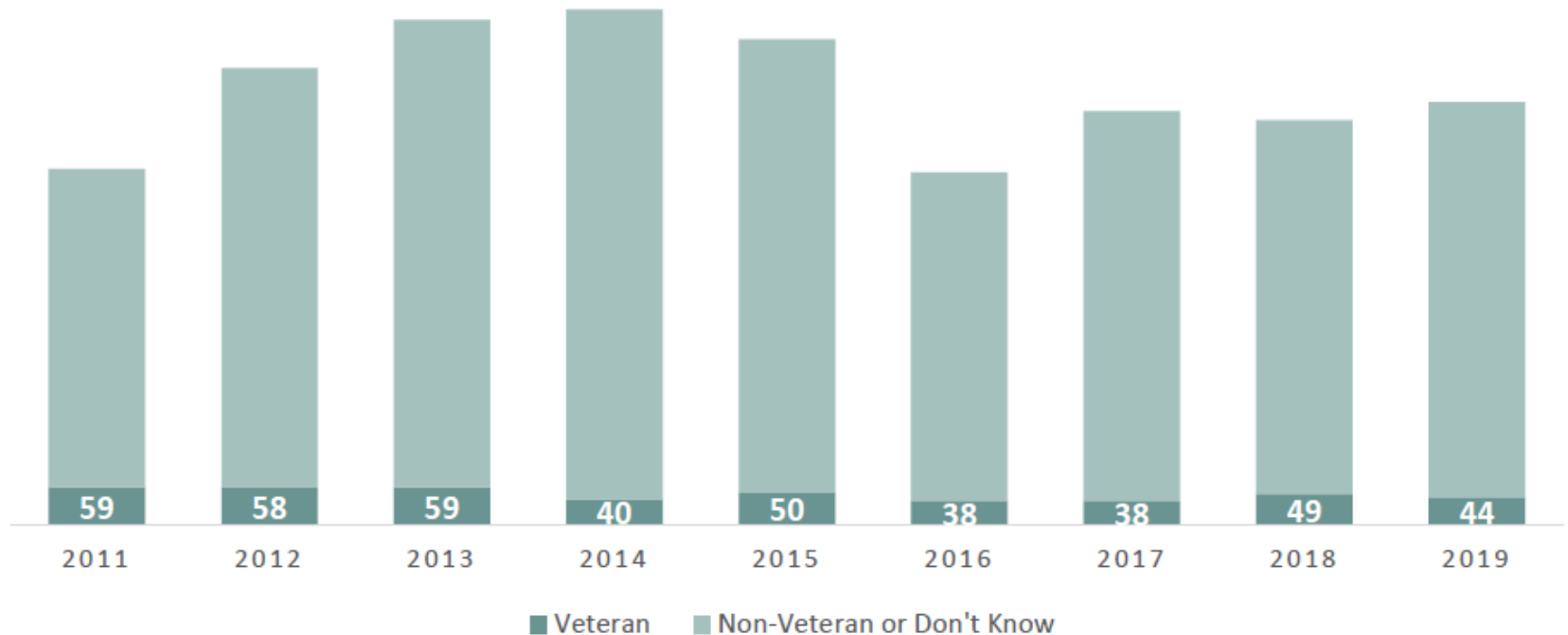
July PIT: 2011-2019

CHRONICALLY HOMELESS



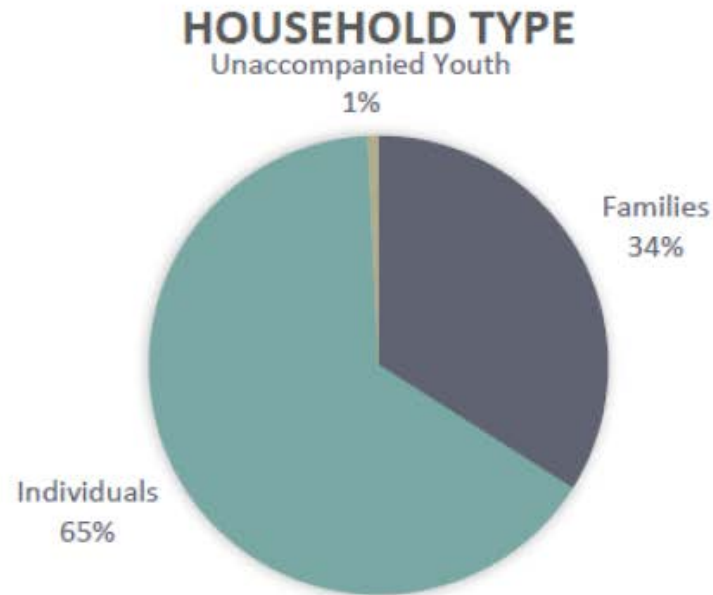
July PIT: 2011-2019

VETERAN HOMELESS



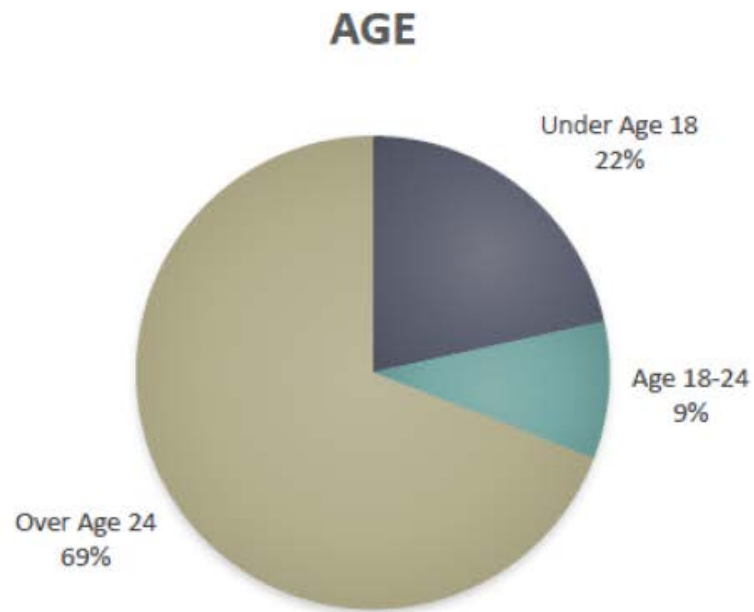
2019 July PIT

Household Types	Number	Percentage
Families: Persons in households with at least one adult and one child	221	34%
Individuals: Households without children	424	65%
Unaccompanied Youth: Households with only children (under age 18)	5	1%
Total	650	100%



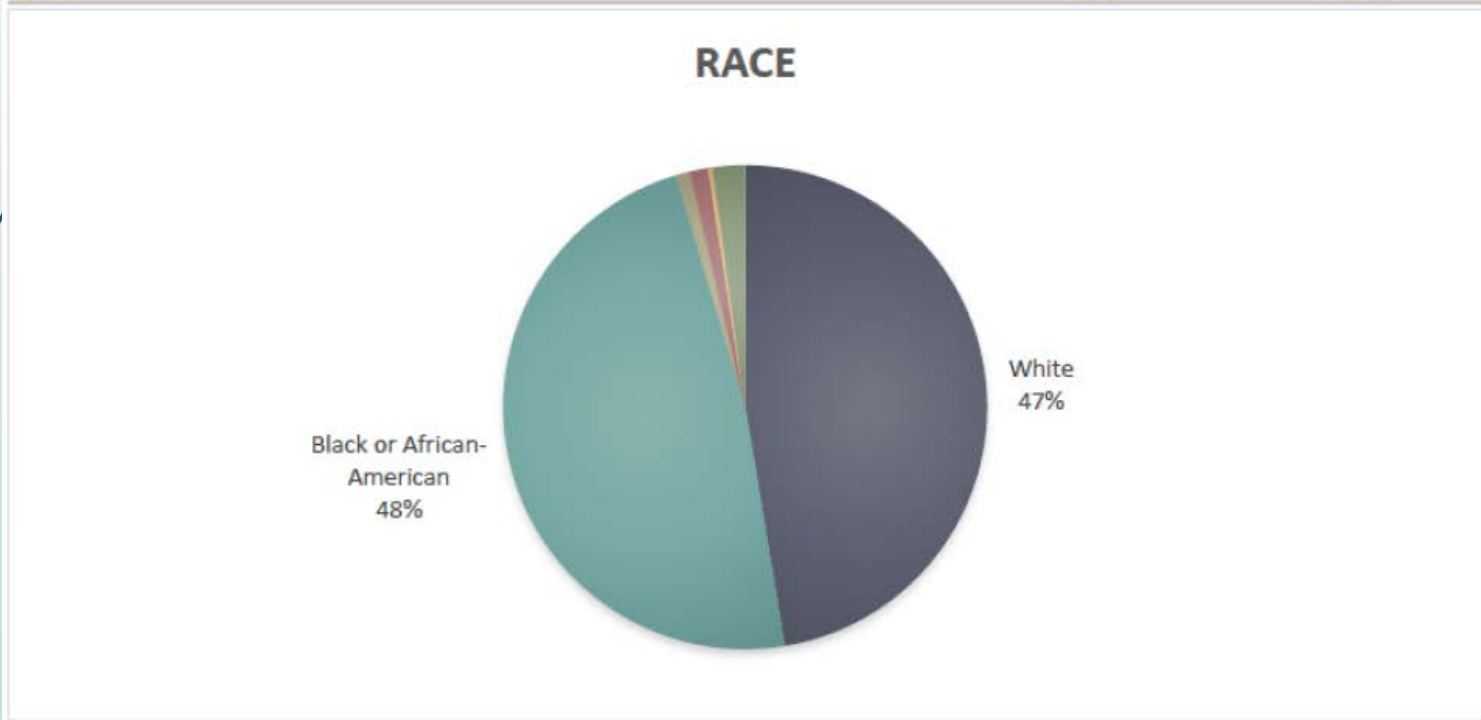
2019 July PIT

Age	Number	Percentage
Under Age 18	140	22%
Age 18-24	61	9%
Over Age 24	449	69%
Total	650	100%



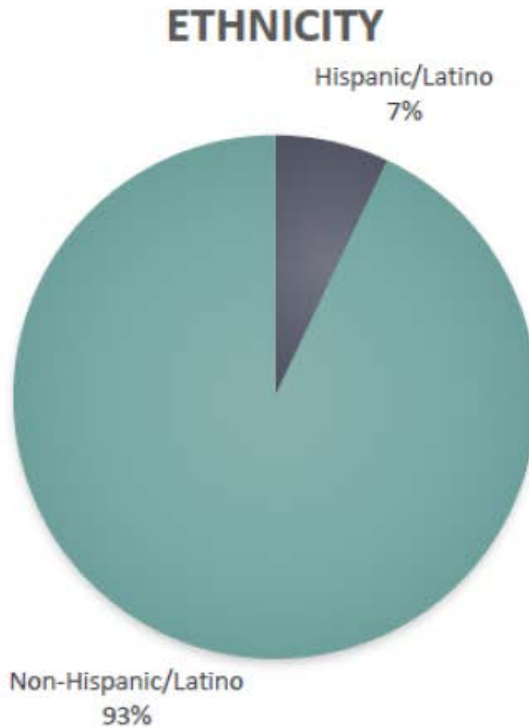
2019 July PIT

Race	Number	Percentage
White	308	47%
Black or African-American	312	48%
Asian	6	1%
American Indian or Alaska Native	8	1%
Native Hawaiian or Other Pacific Islander	2	0%
Multiple Races	14	2%
Total	650	100%



2019 July PIT

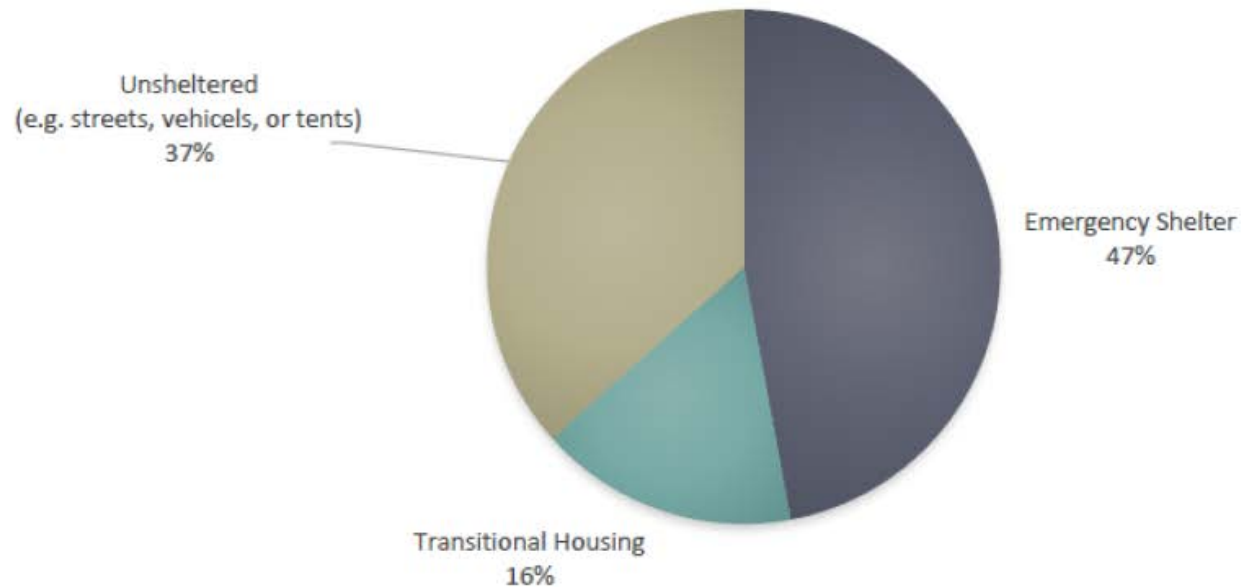
Ethnicity	Number	Percentage
Hispanic/Latino	46	7%
Non-Hispanic/Latino	604	93%
Total	650	100%



2019 July PIT

Sleeping Situation	Number	Percentage
Emergency Shelter	306	47%
Transitional Housing	106	16%
Unsheltered (e.g. streets, vehicles or tents)	238	37%
Total	650	100%

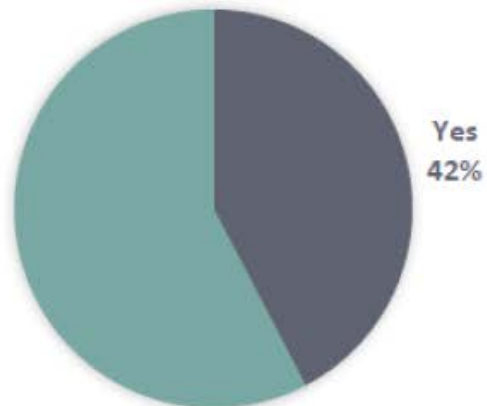
SLEEPING LOCATION



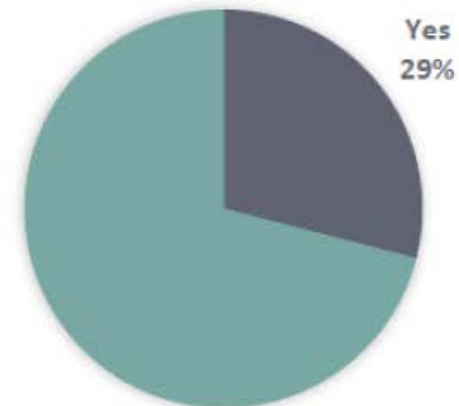
2019 July PIT

Subpopulation	Number	Percentage
Adults with a Serious Mental Illness	216	42%
Adults with a Substance Use Disorder	148	29%
Victim of Domestic Violence	117	18%

**ADULTS WITH
A SERIOUS MENTAL ILLNESS**



**ADULTS WITH
A SUBSTANCE USE DISORDER**





Lack of affordable housing is the main reason for homelessness.

- Fair Market Rent for a two-bedroom apartment is **\$1,093**.
- A single parent working full time at \$12/hour has to pay **53%** of the family's gross income for rent. Having to pay higher than 30% of your income for housing is considered not affordable.
- With the **3%** rental vacancy rate, families with less than perfect rental histories are often denied housing.



Racial disparity is another big factor.

African Americans make up **6%** of the general population in Dane County;

48% of the homeless population identified in July PIT.

Poverty. Rental Housing Discrimination. Incarceration. Access to Health Care



Causes of racial disparity


Deep poverty is a predictor for homelessness.

Dane County poverty rate- African American 32%; white 9%

National average-African American 21%; white 10%

But poverty alone doesn't explain the disparity.

African Americans make up 6% general population in Dane County; 13% of people in poverty; 48% of people experiencing homelessness.



Rental housing discrimination: African Americans are shown fewer rental units, offered higher rents, denied more leases than whites.

Incarceration: African American adults were arrested at a rate eight times higher than whites; 43% of all new Dane Co prison placements in 2012 were black (2013 Race to Equity Report).

Mental health treatment: African Americans are 10% more likely to report psychological distress and far more likely to be uninsured.



Sarah Lim, City of Madison CDD

slim@cityofmadison.com

(608) 261-9148