EXHIBIT C
(page 1 of 3)

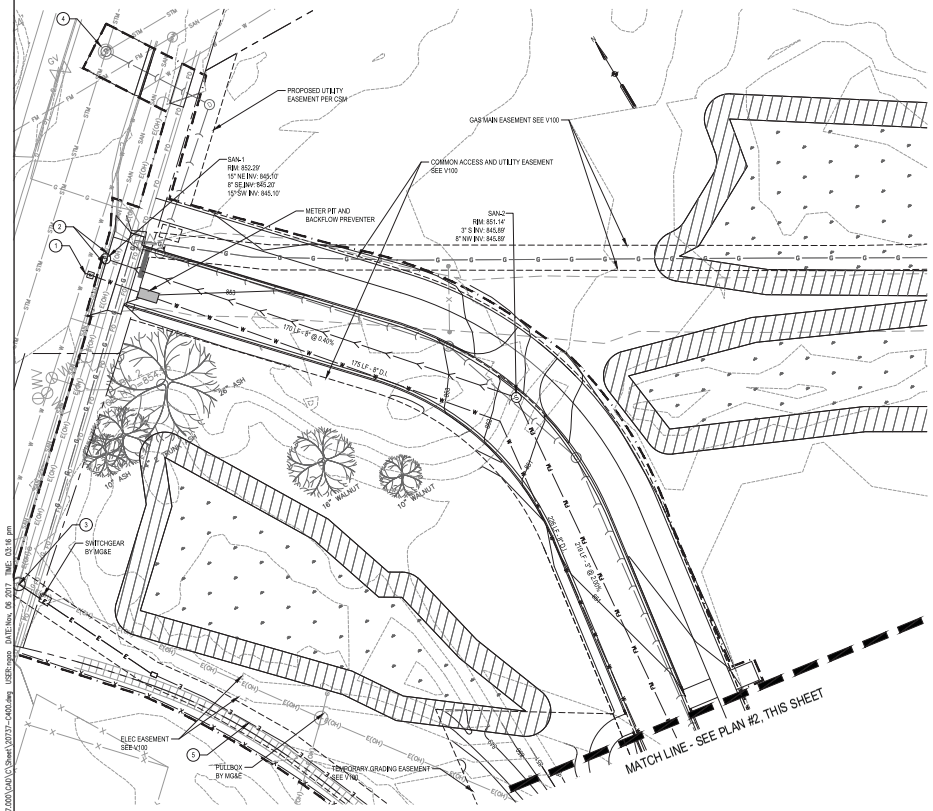

1 UTILITY PLAN

SCALE: 1" = 20'

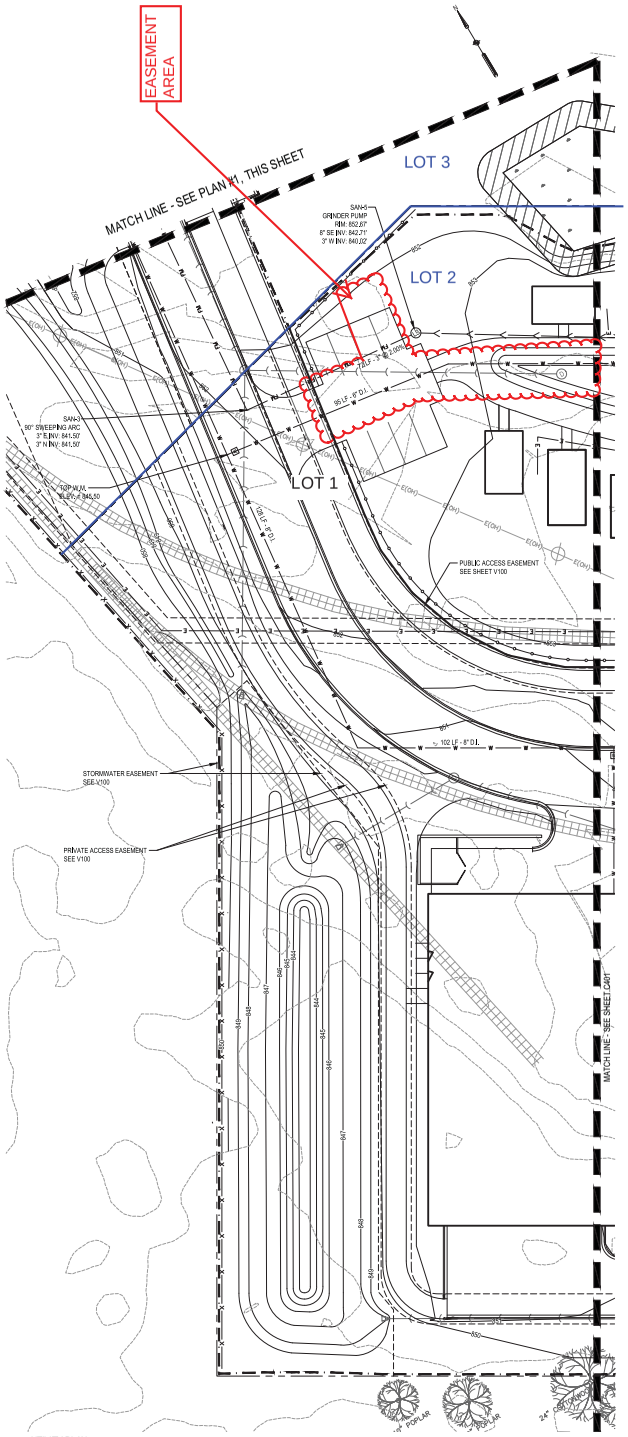

2 UTILITY PLAN

SCALE: 1" = 20'

SHEET NOTES

A. WATER MAIN SHALL HAVE A MINIMUM OF 6.5 FEET OF COVER.
B. ALL SANITARY, LIFT, AND WATER ARE ALL PRIVATE.
C. CONTRACTOR SHALL NOTIFY RAY SCHNIBBER (608) 347-3628, RAYS@MADSEWER.ORG, 5 DAYS PRIOR TO MAKING THE CONNECTION TO THE MMSD MANHOLE TO ARRANGE FOR INSPECTION OF THE CONNECTION. SEWER CONNECTION SHALL CONFORM TO ALL MMSD CONNECTION SPECIFICATION CRITERIA. CONTRACTOR SHALL BE RESPONSIBLE FOR MMSD CONNECTION PERMIT AND CONNECTION FEE.

DESCRIPTIVE KEYED NOTES

1. CONNECT TO EXISTING WATER MAIN.
2. CONNECT TO EXISTING SANITARY SEWER.
3. CONNECT TO EXISTING ELECTRICAL.
4. CONNECT TO EXISTING STORM SEWER, SEE SHEET C3.00.
5. COORDINATE ELECTRICAL ROUTING WITH MG&E.

KEYED NOTES

- PROPERTY LINE
- LIMITS OF CONSTRUCTION
- WATER VALVE
- WATER METER & BACKFLOW PREVENTER
- FIRE HYDRANT WITH AUXILIARY VALVE
- SANITARY SEWER MANHOLE
- LIFT STATION
- GREASE INTERCEPTOR
- WATER MAIN
- SANITARY SEWER
- NATURAL GAS LINE

KEYMAP

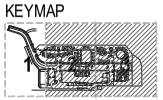

GARVER FEED MILL
Madison, Wisconsin

3241 GARVER GREEN
MADISON, WI 53704

Owner:
GARVER FEED MILL, LLC
1030 W. Chicago Avenue Ste. 200
Chicago, IL 60642

BAUM REVISION
real estate development

SMITHGROUP JJR

TKWA

STRUCTURAL integrity

design coalition
Architects • Madison, WI

BACHMANN CONSTRUCTION

ISSUED FOR	REV	DATE
S.U.P. REVISIONS		9.29.2017
S.U.P. APPROVAL		1.06.2017

SEALS AND SIGNATURES

NOT FOR CONSTRUCTION

KEY PLAN

CITY OF MADISON WISCONSIN

DRAWING TITLE
SITE UTILITIES

SCALE:

SCALE

PROJECT NUMBER
20737.000

DRAWING NUMBER
C400

FILE:P:\20737.000\CAD\C\Sheet\20737-C400.dwg USER:nmoyn DATE:Wed, 09, 2017 TIME: 03:16 pm

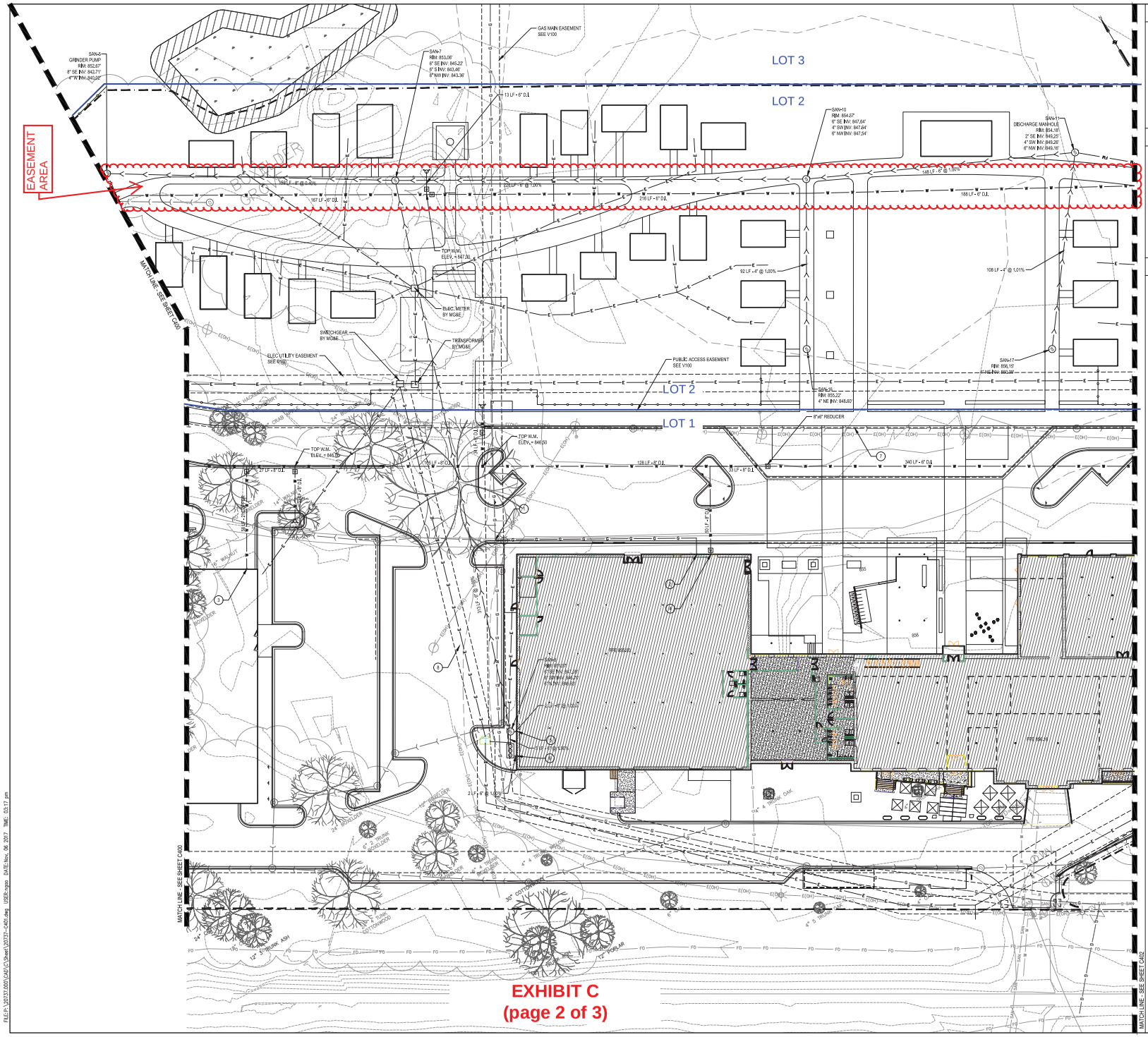

EXHIBIT C
(page 2 of 3)

SHEET NOTES

A. WATER MAIN SHALL HAVE A MINIMUM OF 6.5 FEET OF COVER.
B. ALL SANITARY, LIFT, AND WATER ARE PRIVATE.

DESCRIPTIVE KEYED NOTES

1. CONNECT TO EXISTING GAS MAIN.
2. GAS SERVICE CONNECTION.
3. 2" COPPER WATER SERVICE CONNECTION TO BUILDING. WATER SPIGOT AT BUILDING.
4. 8" COMBINED WATER AND FIRE SERVICE CONNECTION.
5. 6" SANITARY SEWER CONNECTION. IE = 847.02
6. 6" GREASE WASTE CONNECTION. IE = 847.02
7. STORM SEWER. SEE SHEET C300-C302.
8. ELECTRICAL ROUTING.

KEYED NOTES

- PROPERTY LINE
- LIMITS OF CONSTRUCTION
- WATER VALVE
- WATER METER & BACKFLOW PREVENTER
- FIRE HYDRANT WITH AUXILIARY VALVE
- SANITARY SEWER MANHOLE
- LIFT STATION
- GREASE INTERCEPTOR
- WATER MAIN
- SANITARY SEWER
- NATURAL GAS LINE

KEYMAP

GARVER FEED MILL
Madison, Wisconsin

3241 GARVER GREEN
MADISON, WI 53704

Owner:
GARVER FEED MILL, LLC
1030 W. Chicago Avenue Ste. 200
Chicago, IL 60642

BAUM REVISION
real estate development

SMITHGROUP JJR

TKWA

STRUCTURAL integrity

design coalition
Architects • Madison, WI

BACHMANN CONSTRUCTION

ISSUED FOR	REV	DATE
S.U.P. REVISIONS		5.23.2017
S.U.P. APPROVAL		1.06.2017

SEALS AND SIGNATURES

NOT FOR CONSTRUCTION

KEY PLAN

CITY OF MADISON WISCONSIN

DRAWING TITLE
SITE UTILITIES

SCALE:

SCALE 20737.000

PROJECT NUMBER

DRAWING NUMBER C401

FILE:P:\20737.000\CAD\C\Sheet\20737-C401.dwg USER:rrgoo DATE:Mon, 06 2017 TIME: 03:17 pm

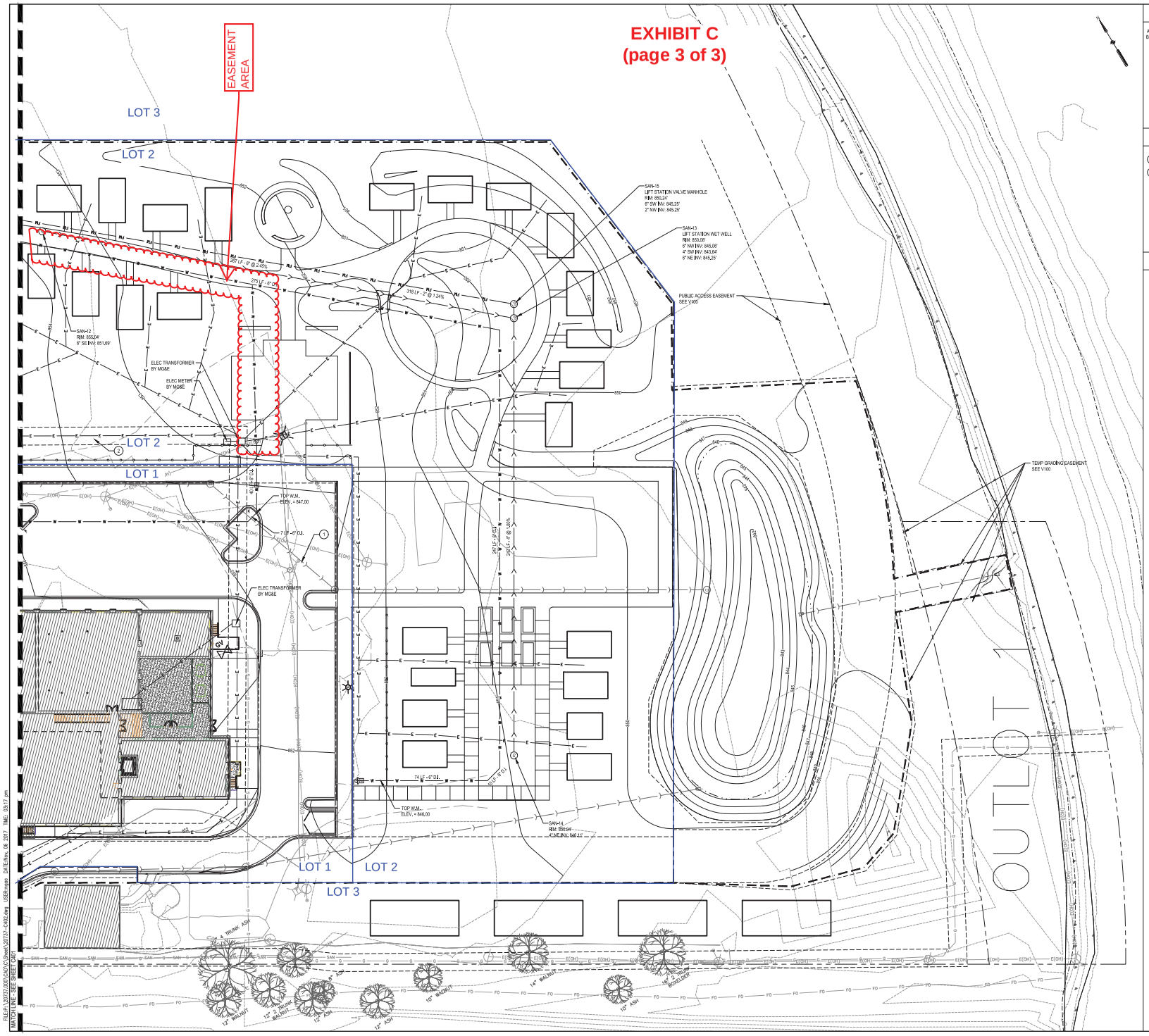

SHEET NOTES

A. WATER MAIN SHALL HAVE A MINIMUM OF 6.5 FEET OF COVER.
B. ALL SANITARY, LIFT, AND WATER ARE ALL PRIVATE.

DESCRIPTIVE KEYED NOTES

1. STORM SEWER , SEE SHEETS C300 - C302.
2. ELECTRICAL ROUTING.

KEYED NOTES

- PROPERTY LINE
- LIMITS OF CONSTRUCTION
- WATER VALVE
- WATER METER & BACKFLOW PREVENTER
- FIRE HYDRANT WITH AUXILIARY VALVE
- SANITARY SEWER MANHOLE
- LIFT STATION
- GREASE INTERCEPTOR
- WATER MAIN
- SANITARY SEWER
- NATURAL GAS LINE

KEYMAP

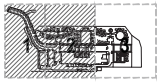

GARVER FEED MILL
Madison, Wisconsin

3241 GARVER GREEN
MADISON, WI 53704

Owner:
GARVER FEED MILL LLC
1030 W. Chicago Avenue Ste. 200
Chicago, IL 60642

BAUM REVISION
real estate development

SMITHGROUP JJR

TKWA

STRUCTURAL integrity

design coalition
Architects • Madison,WI

BACHMANN CONSTRUCTION

ISSUED FOR	REV	DATE
S.I.P. REVISIONS		6.23.2017
S.I.P. APPROVAL		11.06.2017

SEALS AND SIGNATURES

NOT FOR CONSTRUCTION

KEY PLAN

CITY OF MADISON WISCONSIN

DRAWING TITLE
SITE UTILITIES

SCALE:

SCALE 20737.000

PROJECT NUMBER

C402

DRAWING NUMBER

FILE:P:\20737.000\CAD\C\Sheet\20737-C402.dwg USER:repos DATE:Nov. 06 2017 TIME: 03:17 pm
MATCH LINE - SEE SHEET C401