

VARIANCE FEES

MGO \$50.00
 COMM \$490.00
 Priority – Double above

PETITION FOR VARIANCE APPLICATION

City of Madison Building
 Inspection Division
 215 Martin Luther King Jr Blvd
 Suite 017 Madison, WI 53703
 (608) 266-4568

Amount Paid \$490.00 3-20-19

Name of Owner Edgewood College, Inc.	Project Description Safeguarding of Classrooms	Agent, architect, or engineering firm N/A
Company (if applies)		No. & Street
No. & Street 1000 Edgewood College Drive	Tenant name (if any)	City, State, Zip Code
City, State, Zip Code Madison, WI 53711	Building Address 1000 Edgewood College Drive	Phone
Phone 608-663-3285		Name of Contact Person
e-mail Mmetcalf@edgewood.edu		e-mail



- The rule being petitioned reads as follows: (Cite the specific rule number and language. Also, indicate the nonconforming conditions for your project.)
 (Per official notice letter from Madison Fire Department): IFC 1010.1.9, Exit, exit access and exit discharge doors shall be readily openable from the exit side without the use of a key or special knowledge or effort.
- The rule being petitioned cannot be entirely satisfied because:
 Nightlock lockdown devices, while not actively in use, are available in classrooms for use in the rare event of an active shooter situation, providing a critical safety infrastructure. Many of these classrooms are otherwise unable to be secured by Students or Faculty.
- The following alternatives and supporting information are proposed as a means of providing an equivalent degree of health, safety, and welfare as addressed by the rule:
 Please see attached document.

Note: Please attach any pictures, plans, or required position statements.

VERIFICATION BY OWNER – PETITION IS VALID ONLY IF NOTARIZED AND ACCOMPANIED BY A REVIEW FEE AND ANY REQUIRED POSITION STATEMENTS.

Note: Petitioner must be the owner of the building. Tenants, agents, contractors, attorneys, etc. may not sign the petition unless a Power of Attorney is submitted with the Petition for Variance Application.

Michael H Guns, CFO Edgewood College, Inc.
 Print name of owner
 being duly sworn, I state as petitioner that I have read the foregoing petition, that I believe it to be true, and I have significant ownership rights in the subject building or project.

Signature of owner 	Subscribed and sworn to before me this date: 3.12.2019
Notary public 	My commission expires: 2/12/2022

NOTE: ONLY VARIANCES FOR COMMERCIAL CODES ARE REQUIRED TO BE NOTARIZED.

JENNIFER L YOUNG
 Notary Public
 State of Wisconsin



EDGEWOOD COLLEGE

1000 Edgewood College Drive
Madison, WI 53711
(608) 663-6996
MMetcalf@edgewood.edu

Michael Metcalf
Director of Security and Transportation

March 1, 2019

Attachment: Petition for Variance Application

3. The following alternatives and supporting information are proposed as a means of providing an equivalent degree of health, safety and welfare as addressed by the rule:

Based on initial physical reviews of classroom security and input from students, faculty and staff, our Emergency Management Task Force (comprised of representatives from all areas of Campus) has conducted a threat assessment of our buildings including an inventory of all doors and existing locking hardware. Prompted by the results of this extensive project, we have equipped key areas of our campus (classrooms, auditoriums and conference rooms) with Nightlock emergency lockdown technology for use in the rare event of a lockdown due to an active shooter or similar threat to life safety.

While buildings where this technology is available are fire sprinkler protected, many of the classrooms equipped with Nightlock devices are otherwise unable to be physically secured from the inside by occupants.

Edgewood College lockdown practices and associated training utilizes the "Run-Hide-Fight" model, in which the campus community is instructed to flee a shooter situation if at all possible and utilize room locking only if escape is not possible due to proximity to the shooter. Mass notification of emergency events is accomplished via text, email, RSS, campus television, social media and PA systems. As a supplement to our Campus lockdown process, a simple training document is used to familiarize all users in how to deploy these devices. Training and hands-on demonstration are conducted for all faculty, staff and students at initial orientation and the beginning of each semester. The Security Department coordinates drills.

Each device is stored in a translucent box mounted inside applicable rooms on a wall adjacent to the door, accessible to all faculty, staff and students. These locking devices are also able to be deployed by persons with disabilities and limited strength, an important distinction over the national best practice of barricading doors with large items and furniture essentially making egress impossible. Most of our rooms only contain lighter items.

In the instance that a Nightlock device is deployed for reasons other than life safety, it can easily be removed from outside a locked room using a simple tool in the custody of our 24/7 security staff. Additional removal devices are housed in key offices to include Health and Safety, Campus Assistance Center and Facilities Services.

Please refer to additional files for Nightlock specifications, removal tool and supplemental training document.

City of Madison Fire Department Position Statement

Owner: Edgewood College, Inc.	Project Name: Safeguarding of Classrooms	Contact: Mike Metcalf
Address: 1000 Edgewood College Drive Madison, WI 53711	Building Location: All college classroom facilities 1000 Edgewood College Drive Madison, WI 53711	Address: 1000 Edgewood College Drive Madison, WI 53711
Owner Phone: 608-663-3285 Email: Mmetcalf@edgewood.edu	Building Occupancy or Use: Educational	Phone: 608-663-3285 Email: Mmetcalf@edgewood.edu

Rule Being Petitioned: IBC 1010. 1.9 and IFC 1010.1.9 – Exit, exit access and exit discharge doors shall be readily openable from the exit side without the use of a key or special knowledge or effort.

I have read the application for variance and recommend: (check appropriate box)

☐ Approval ☒ Conditional Approval ☐ Denial ☐ No Comment

The Madison Fire Department supports this variance with the following conditions:

1. The Nightlock barricade devices may only be used in building protected throughout with fire sprinklers.
2. This variance shall apply to the Nightlock device only. The use of any other barricade devices requires separate review.
3. This variance applies to classrooms and rooms with a capacity of less than 100 persons.
4. Documentation of staff training and drills shall be submitted to the MFD annually.
5. A lockdown plan in accordance with section 404.2.3 of the IFC shall be submitted to the MFD within 30-days.

Name of Fire Chief or Designee (type or print)

Ed Ruckriegel, Fire Marshal

City of Madison Fire Department

Signature of Fire Chief or Designee

Telephone Number

608-266-4457

Date Signed

03-08-2019

Faculty, Staff and Students –

We have added an enhancement to our campus safety and security program for the beginning of the fall semester. Many of you may have already noticed a Nightlock Lockdown device near the doors inside some of our classrooms and conference rooms.

This very simple device enhances your ability to secure a room regardless of existing locks.

In the event that its use is necessary, simply remove the red Nightlock device from the wall box (Image 1), insert it into the door slot, and slide it down into the floor plate (Image 2).



Image 1



Image 2

All of us are committed to maintaining a safe, secure and welcoming campus environment for our students.

Thank you for your attention regarding this most recent enhancement. Please contact the Security Department with any questions.

Mike Metcalf
Director of Security and Transportation
Edgewood College
608-663-3285

LOCKING HANDLE AND WALL BOX

- Keep it Safe and Available

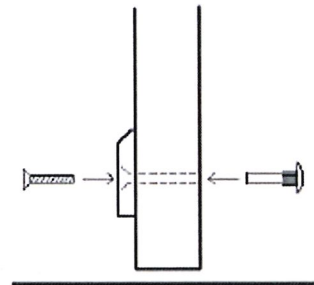

The NIGHTLOCK Lockdown's connecting handle can be conveniently stored in a secure location in the classroom by the teacher. A handy holder is provided with each unit and can be positioned anywhere in the classroom for quick access to the handle incase of a Lockdown Event. The handle is RED for easy visual locating. Most schools prefer positioning on the wall near the door, or at the teacher's desk.



Easy to install - Hardware

The Door Plate Screws

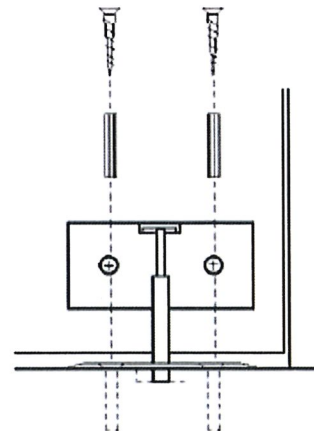
Phillips Flat Head 1/4-20 X 1-1/2"




The Door screws are actually Binding Post Architect Bolts. They go all the way thru the door and bolt into a tamper resistant rounded head binding nut. They are ADJUSTABLE to fit doors 1-3/8" to 2-1/4" thick.

The Floor Plate Screws are 2" long and come with cement anchors for installing on tile and cement floors.


All fastening hardware is included with locks.



Floor Plate Options



The 1/8" thick Low Profile floor plate option requires 1 extra step during installation.
A shallow recessed hole in the floor, below the center hole, only 3/8" inch deep.
Easy to do, see the Center Hole Tip Sheet .



Both options are the same price and have the same strength rating.

NIGHTLOCK® LOCKDOWN


By Taylor Brothers Door Lock LLC
Ph: 855-644-4856 www.classroomlockdown.com

An Extended “Locking Handle” is available for doorways with extended Thresholds.

Regular Design

for CLASSROOM DOORS
(With no Threshold)

Floor plate position is 1-3/4” inches
from door surface.



Extended Handle Design

for DOORS With THRESHOLDS
such as EXTERIOR DOORS, where
an extra wide Threshold interferes with
the floor plate positioning.

Floor plate position is 4” inches from
door surface.

*The Extended Handle model comes
with a slightly larger storage Wall Box.*



NIGHTLOCK® LOCKDOWN

By Taylor Brothers Door Lock LLC
Ph: 855-644-4856 www.classroomlockdown.com

NIGHTLOCK® LOCKDOWN

By Taylor Brothers Door Lock LLC
Ph: 855-644-4856 www.classroomlockdown.com

RELEASE TOOL

The Release Tool is for (police, fire and administrative use only) to unlock and release the Nightlock device from outside the saferoom.

You should have one available in each building.

We recommend having the Release Tool kept in a secure location such as the school's administrators office.

1 Release Tool for each building is included FREE with your lock order.

When ordering Nightlock devices, let us know how many buildings you have.



The release tool simply slides under the door from the outside. Then lift handle.

For security concerns, we do not post these pictures online.