

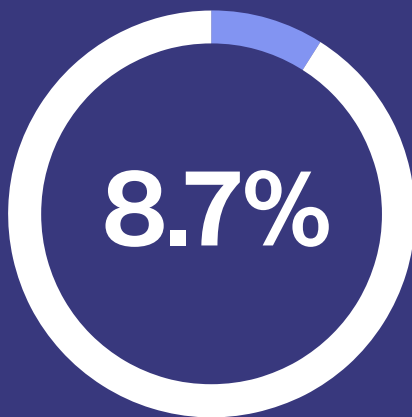
New Americans in Dane County

A Snapshot of the Demographic and Economic Contributions of Immigrants in the County¹



State & Local

POPULATION GROWTH



Immigrant share of the population, 2016

Between 2011 and 2016, the county's population grew by **7.0%**.

The immigrant population grew by **24.2%**.

Total population

482,749 → 516,734



Immigrant population

36,264 → 45,038



Share of total population growth in the county attributed to immigrants.

In 2016, **200,836** commuters worked in Dane County. Of these,

9.7%, or **19,494**, were foreign-born.

Number of immigrants living in Dane County, WI in 2016:

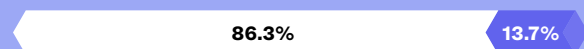
45,038

Top five countries of origin for immigrants living in the county:

- 1 Mexico 22.6%
- 2 China 9.7%
- 3 India 9.7%
- 4 Laos 4.7%
- 5 Thailand 3.7%

Share of working-age and dependent population that accounted for population growth between 2011 and 2016:²

Immigrant Population



U.S.-born Population



Working-Age

Dependent

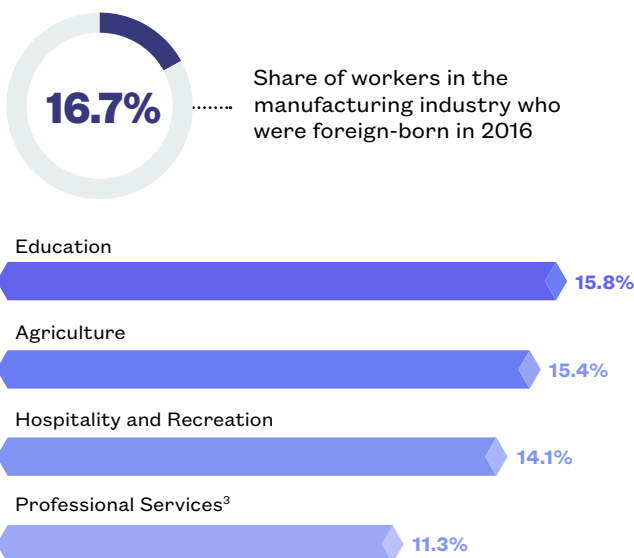
LABOR FORCE GROWTH

Although the foreign-born made up **8.7%** of the county's overall population, they represented **10.7%** of its working-age* population, **10.0%** of its employed labor force, and **17.1%** of its STEM** workers in 2016.

* Working-age refers to people ages 16-64 years old.

** Science, Technology, Engineering, and Math

Immigrants play an outsized role in several **key industries** in the county. This includes:



Because of the role immigrants play in the workforce helping companies keep jobs on U.S. soil, we estimate that, by 2016, immigrants living in the county had helped create or preserve

2,072

local manufacturing jobs

that would have otherwise vanished or moved elsewhere.⁴

SPOTLIGHT ON

Saif Al Saedi

Apartments Manager

Saif Al Saedi grew up in a family of seven children in Baghdad. He was 16 years old when U.S. forces invaded the capital city and 17 when, in 2004, he got a job providing security for U.S. troops in Ramadi, the focus of Al Qaeda activity at the time.

Over the next 10 years, Al Saedi's work would take on increasing responsibility and danger. His first promotion had him managing Iraqi guards in American camps, protecting U.S. military VIPs and Special Forces. Later he was escorting supply trucks from the border, and guarding U.S. embassy personnel in Baghdad. It became impossible to remain unknown.

One day insurgents threw a shell into his father's home with a note attached: Your son will be killed if he doesn't stop helping Americans. That week, six Iraqi contractors were hanged from town streetlights. Al Saedi moved every few months, cut off contact with family, lied to his new wife about the danger. "I was getting tired," he says. "I thought, I'm going to get caught soon."

In 2013, Al Saedi applied for an expedited U.S. visa for Iraqis in peril for having assisted U.S. personnel. Knowing no one, he requested that he, his wife, and baby be relocated to a small city with jobs and good schools. "The thing is," he says. "I didn't know about the snow."

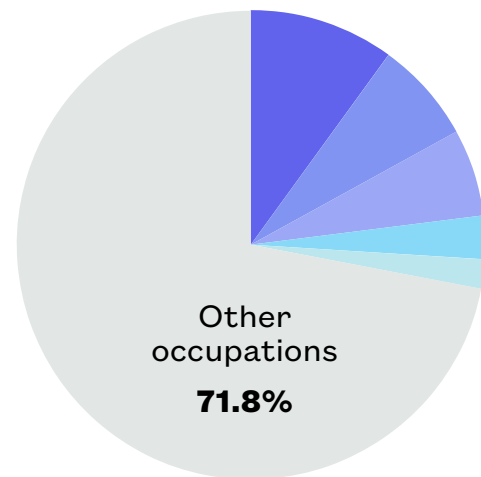
Five years later, Al Saedi is well-acclimated to Madison. He works maintenance 8 a.m. to 4 p.m. weekdays, then spends evenings being cleaner, maintenance guy, manager, "and friend" to tenants of the 16 apartments he owns. "When they have a problem, I always make sure they get along. I don't like people hating neighbors," he says. Saturdays and Sundays he works 7 a.m. to 10 p.m. as a caregiver to a man with brain damage.

He wants to provide a good life in Madison, in the United States, for his three daughters, and to pay back the country that has offered him such opportunity. Most people grumble when the tax man calls, he says. "Trust me, I love it. I am so glad I'm paying back."

LABOR FORCE GROWTH CON'T.

Immigrants tend to concentrate in these **occupations** in the county:

- 1 Postsecondary Teachers10.2%
- 2 Cooks..... 6.6%
- 3 Software Developers.....6.1%
- 4 Janitors and Building Cleaners ... 2.9%
- 5 Computer Programmers2.4%



SPENDING POWER & TAX CONTRIBUTIONS

In 2016, foreign-born residents in Dane County contributed **\$3.4B** to the county's GDP, or **8.7%** of the total.⁵ Total GDP in the county was **\$39.3B**.

Amount earned by immigrant households in 2016: **\$1.4B**

\$248.9M
went to federal taxes.⁶

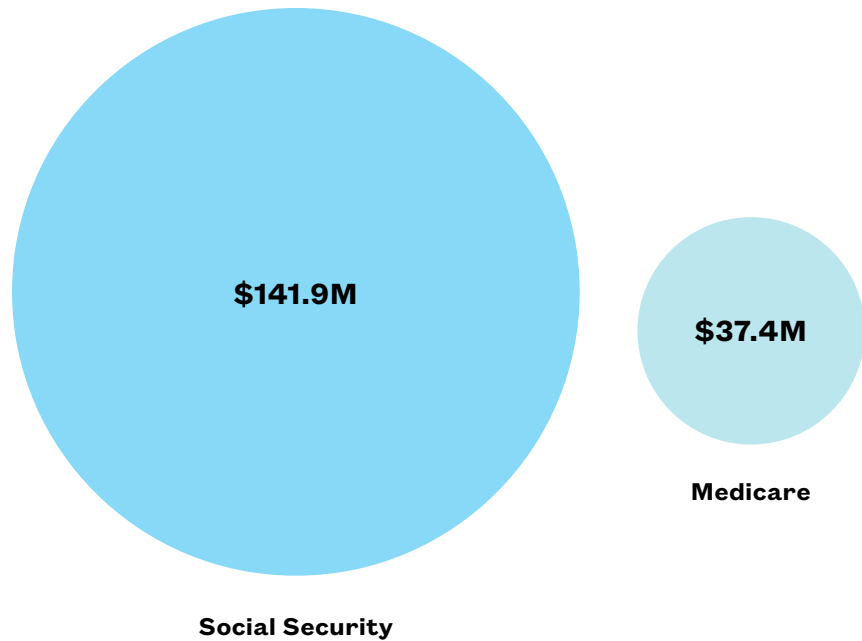
\$124.1M
went to state and local taxes.⁷

Leaving them with **\$1.0B** in spending power.

The U.S.-born population earned **\$16.7B** in total income. These U.S.-born households contributed **\$3.3B** in federal taxes,⁸ and **\$1.5B** in state and local taxes, including property, sales, and excise taxes,⁹ leaving them with **\$11.9B** in spending power.

SPENDING POWER & TAX CONTRIBUTIONS CON'T.

Immigrants in Dane County also support federal social programs. In 2016, they contributed **\$141.9M** to Social Security and **\$37.4M** to Medicare.



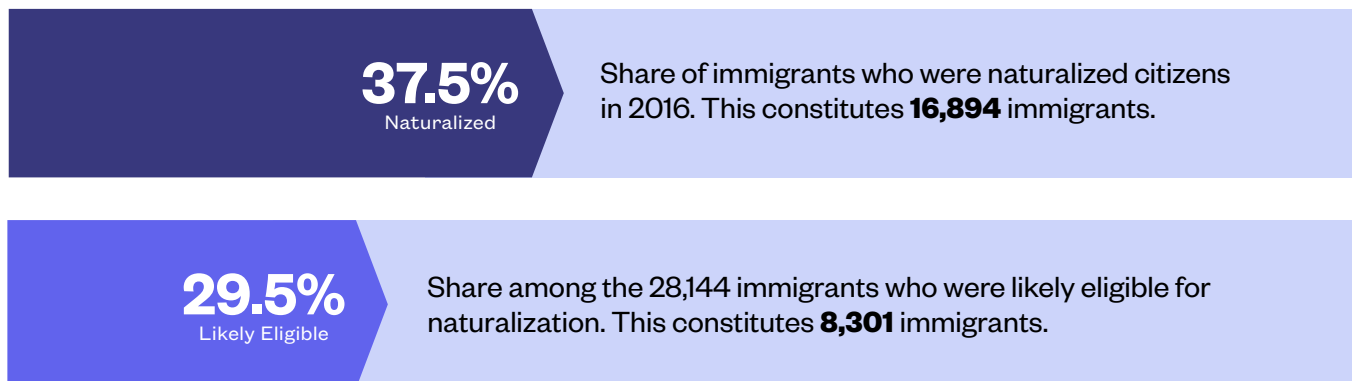
16.4% of immigrants in the county received Medicare or Medicaid, compared with **23.2%** of U.S.-born residents in 2016.



About **68.3%** of immigrants had private healthcare coverage, while **16.5%** had public healthcare coverage.



NATURALIZATION



SPOTLIGHT ON

Lupita and Luis Montoto

Owners, *La Movida*

Theirs is the age-old love story, right? The young man is a musician from Mission, Texas, with a record deal that requires promotion in Mexico. The young woman is a Mexican commerce official in the border city of Reynosa. He goes to her office to get a copyright. She handles his paperwork. Nine months later, they are engaged and move to...Wisconsin.

Although Lupita initially said “Where?”, she went along to Madison with Luis Montoto, who had been offered a good job as a regional supervisor for a cleaning company. That was in 1998. By 1999, the Montotos had married, opened their own cleaning business, and started *La Movida* on the road to U.S. citizenship. By 2000, they had launched the city’s first Spanish-language radio station, *La Movida*, and by 2002 had partnered with Mid-West Family Broadcasting to provide round-the-clock broadcasting.

“It was a huge need for the community,” says Lupita.

The station has hired three employees to help the pair. Lupita, who has a business degree from Atlantic University in Reynosa, takes care of sales and marketing and joins Luis on the air. Luis, the musician, handles programming. Both are heavily involved in community service, which they call their defining mission.

Working with agencies, individuals, government, businesses—“any local community,” says Lupita, “we never say no”—the Montotos strive to make connections, to inform, to include. They organize cultural festivals and fundraising radiothons; create events to honor the contributions of Dane County Latinos and non-Latinos alike; and host a weekday a.m. call-in show with guests: from community leaders—the mayor, the police chief—to the unsung hero who can be a positive role model.

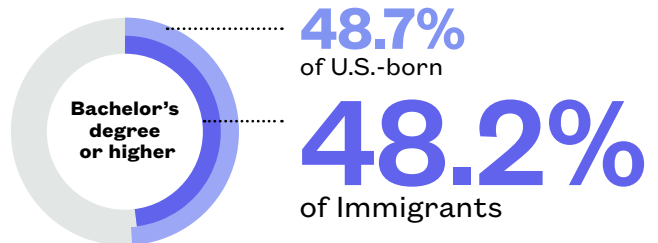
“We’re not part of the community, we are the community,” Lupita says.

“We consider the station a bridge between the Latino community and local businesses and agencies,” says Luis, adding that, from a practical perspective, “Businesses can benefit from the buying power that the Latino community has in South Wisconsin.”

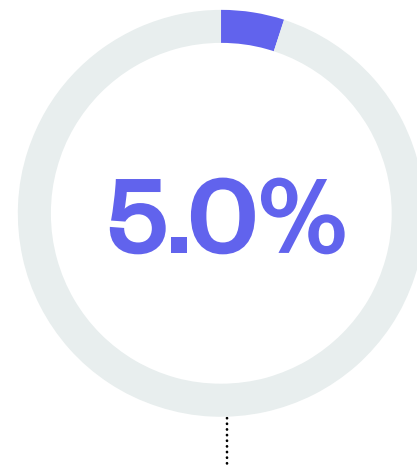
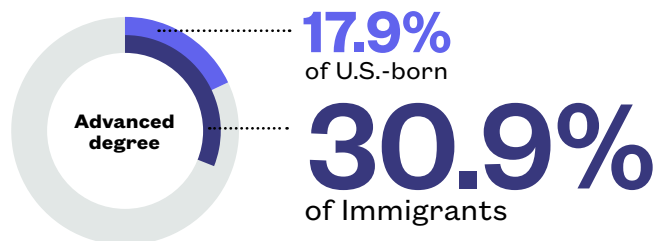
“We’ve been supported by many members of the community,” says Lupita. “Now, for the same reason, we are committed to give back.”

EDUCATION

Share of the Dane County population aged 25 and over with a **bachelor’s degree or higher** in 2016:

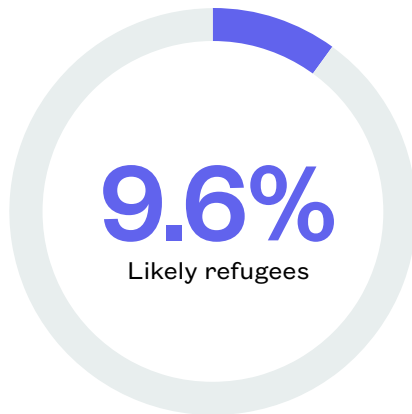


Share of the Dane County population aged 25 and over with an **advanced degree** in 2016:



Immigrants make up **5.0%** of the students under age 18 who attended public schools in the county in 2016.

REFUGEES

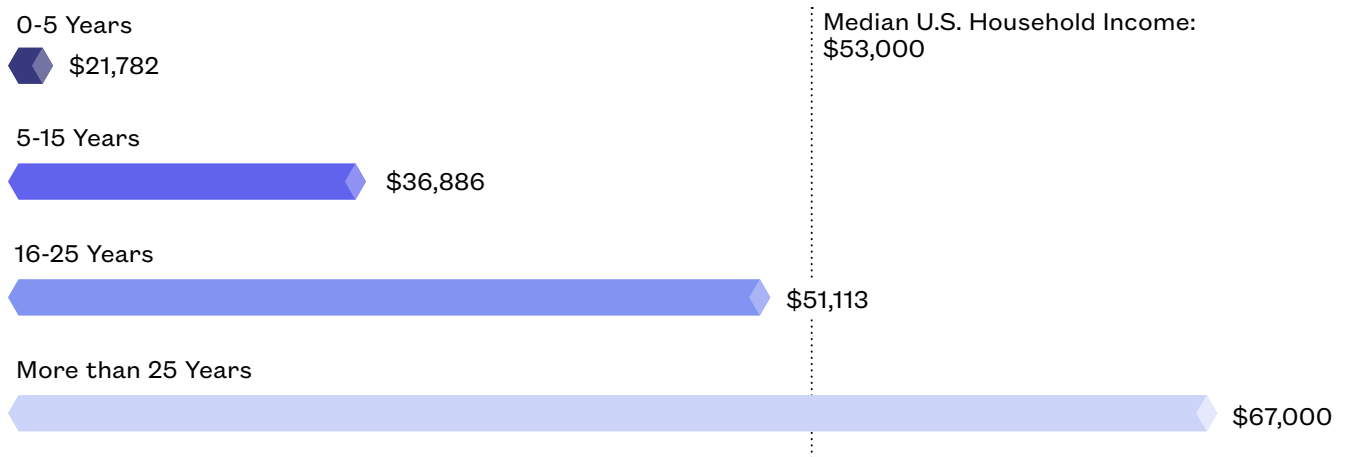


In 2016, **4,346** immigrants, or **9.6%** of the foreign-born population, were likely refugees.⁸

Median income of refugees in Dane County, 2016:⁹

\$52,268

Median household incomes of refugees, by years in the **United States** in 2015:



Source: Author's analysis of American Community Survey, 2011-2015.

For more county, district, and state-level data,
visit **MapTheImpact.org** and explore our interactive map.



- 1 Unless otherwise specified, data comes from 5-year samples of the American Community Survey from 2011 and 2016 and figures refer to Dane County, Wisconsin.
- 2 Working age refers to people ages 16-64 years old, while the dependent population refers to people ages below 16 and above 64.
- 3 Professional services: Most of these industries include professions that require a degree or a license, such as legal services, accounting, scientific research, consulting services, etc.
- 4 Vigdor, Jacob. 2013. "Immigration and the Revival of American Cities: From Preserving Manufacturing Jobs to Strengthening the Housing Market." New American Economy.
- 5 These figures derive from our calculations based on immigrants' share of wage income and self-employment income in the 5-year ACS sample from 2016 and the statistics of GDP from the National Association of Counties.
- 6 U.S. Congressional Budget Office. 2016. "The Distribution of Household Income and Federal Taxes, 2013."
- 7 Institute on Taxation and Economic Policy. 2015. "Who Pays? A Distributional Analysis of the Tax Systems in All Fifty States."
- 8 New American Economy. 2017. "From Struggle to Resilience: The Economic Impact of Refugees in America."
- 9 New American Economy. 2017. "From Struggle to Resilience: The Economic Impact of Refugees in America."