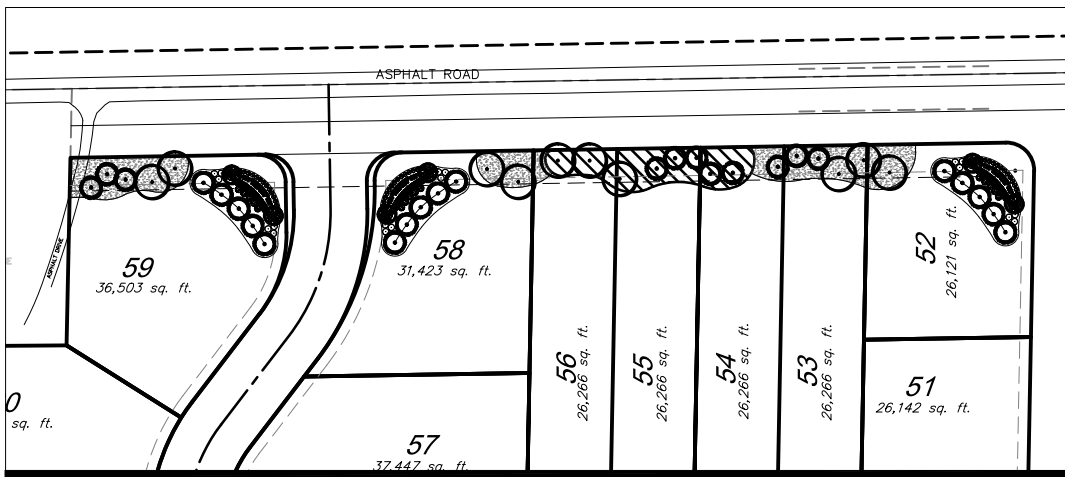
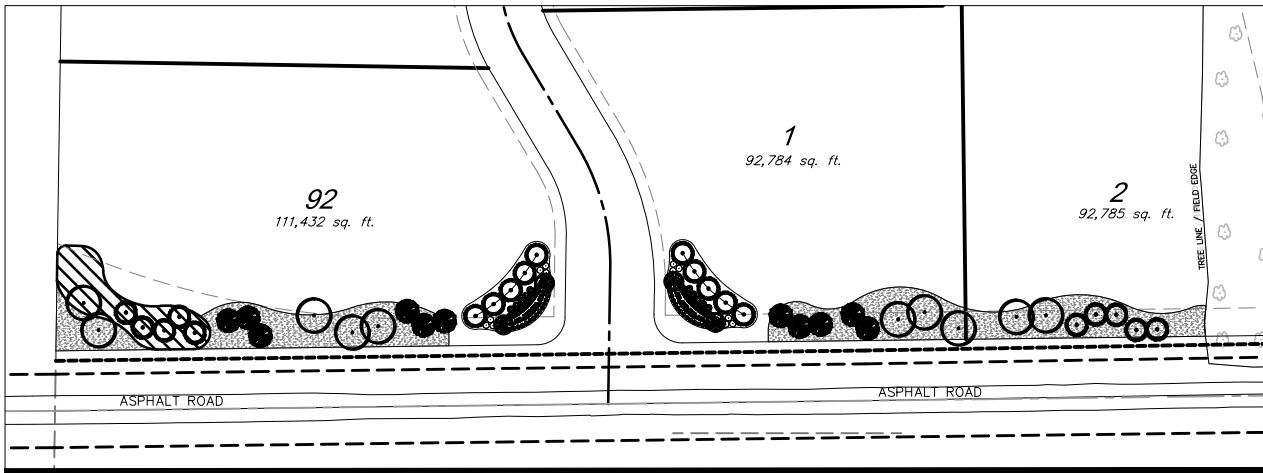


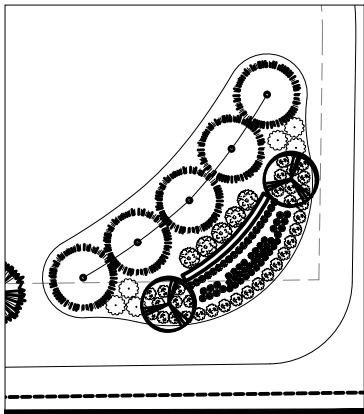
EXHIBIT B



Northern Frontage Landscape Plan Not to Scale



Southern Frontage Landscape Plan Not to Scale



Typical Entry Landscape Plan Not to Scale

PLANT LIST

- | | | | |
|--|---|--|---|
| | DECIDUOUS TREE (3" Cal. Min.)
VARIETIES: Oak, Maple, Elm(Dutch Elm resistant), Hackberry, Honeylocust(thornless), Linden, or others approved by the Board. | | NATIVE GRASS MIX |
| | EVERGREEN TREE (8' Min. Hgt.)
VARIETIES: Pine, Fir or others approved by the Board. | | LANDSCAPE BERM
(4-6' Hgt., Final Grading to be submitted to the Board) |
| | EVERGREEN TREE (8' Min. Hgt.)
VARIETIES: Spruce or others approved by the Board. | | |
| | ORNAMENTAL TREE (1.5" Cal. Min.)
VARIETIES: Crabapple, Cherry, Dogwood, Amur Maple, Serviceberry, Redbud, or others approved by the Board. | | |
| | LARGE DECIDUOUS SHRUB (#3 Gallon min.) | | |
| | SMALL DECIDUOUS SHRUB (#3 Gallon Min.) | | |
| | EVERGREEN SHRUB (#3 Gallon Min.) | | |
| | PERENNIALS AND ORNAMENTAL GRASSES (#1 Gallon Min.) | | |

DATE: 2015.10.12
DRAWN: JCW

ENTRY FEATURES LANDSCAPE PLAN

city of madison

The Center for Industry & Commerce