


Sexual and Reproductive Health in Dane County


Public Health Madison & Dane County (PHMDC)
Stephanie Kroll, MPH
Jami Crespo, JD, MPA

August 13, 2015



73 % of patients
prefer that the
healthcare provider
bring up the topic of
sexual health

74 % of providers rely
on their *patients* to
initiate a discussion
about sexual health



Sexually Transmitted Infections (STIs)

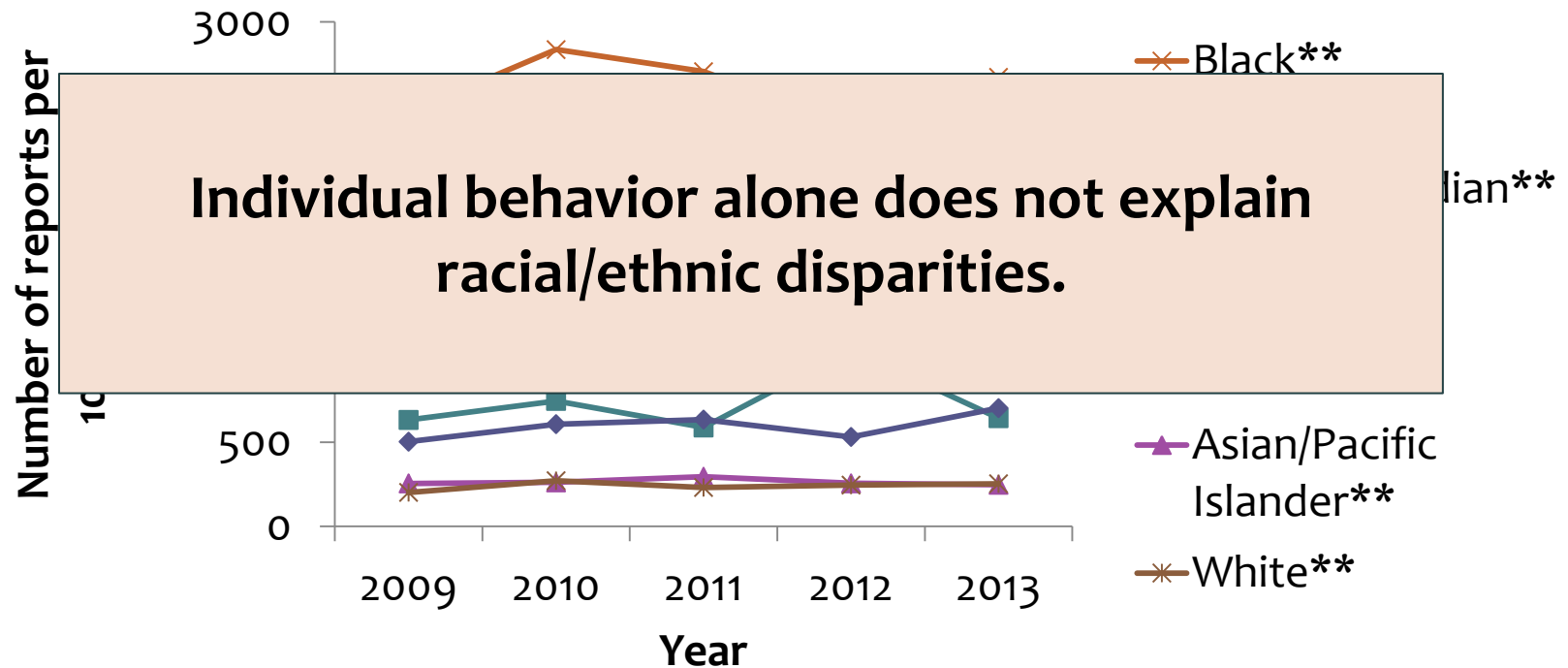
Wisconsin Counties with the Highest STI Rates per 100,000 People in 2013

	Chlamydia	Gonorrhea	Syphilis
1	Menominee (1,313)	Milwaukee (319)	Milwaukee (16)
2	Milwaukee (1,108)	Kenosha (116)	Rusk (7)
3	Forest (589)	Racine (94)	Dane (6)
4	Kenosha (488)	Brown (75)	Racine (6)
5	Douglas (439)	Jackson (75)	Richland (6)
6	Dane (423)	Menominee (66)	Sheboygan (6)
7	Rock (411)	Dane (58)	Pierce (5)

Source: Wisconsin Department of Health Services Division of Public Health Bureau of Communicable Diseases and Emergency Preparedness STD Control Section (2014 May). *Sexually Transmitted Disease in Wisconsin 2013 Reported Cases*. Retrieved from <https://www.dhs.wisconsin.gov/publications/p0/p00415-2013.pdf>

Sexually Transmitted Infections (STIs)

Incidence of Selected Sexually Transmitted Infections (Chlamydia, Gonorrhea, Syphilis) in Dane County, 2009-13, by Race/Ethnicity



**Non-Hispanic.

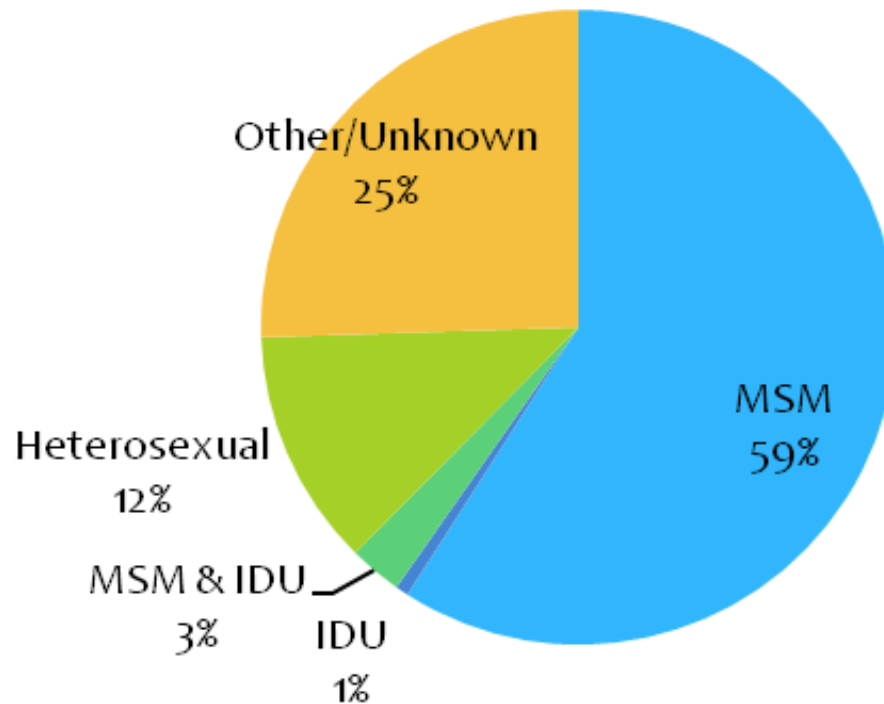
Source: State of Wisconsin. (2014 May). Wisconsin Electronic Disease Surveillance System [Data system]. Retrieved from <https://wedss.wisconsin.gov/webvcmr/>

HIV Rates by County

- In 2014, there were 855 people living with HIV in Dane County
- HIV rates per 100,000 people in 2014:
 - Milwaukee (13.9)
 - Dane (5.0)

HIV Risk Factors

Risk Factors of Individuals Newly Diagnosed With HIV Infection 2008-2012

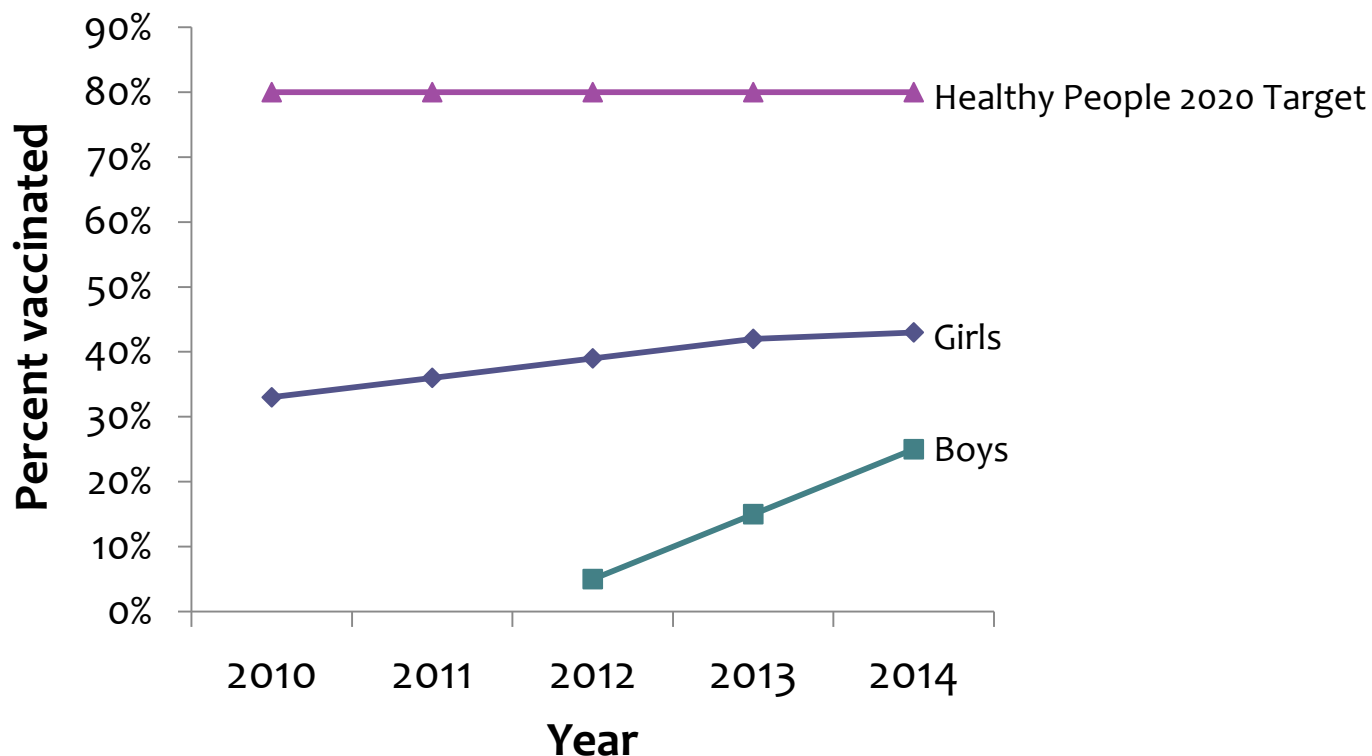


MSM = men who have sex with men

IDU = injection drug user

HPV Vaccination Rates in Dane County

Percent of 13-18 Year Olds Who Have Received 3 Doses of HPV Vaccine in Dane County by Sex from 2010-2014



Source: State of Wisconsin. (2015). Wisconsin Immunization Registry [Data System]. Retrieved from <https://www.dhfs.wisconsin.gov/PR/portalInfoManager.do>

Teen Births

- The teen birth rate (females ages 15-19 years) has decreased almost 50% during the past 5 years in Dane County.
- This decline is thought to be primarily due to improvement in teens' contraceptive use.³

Unintended Births Rates in Wisconsin

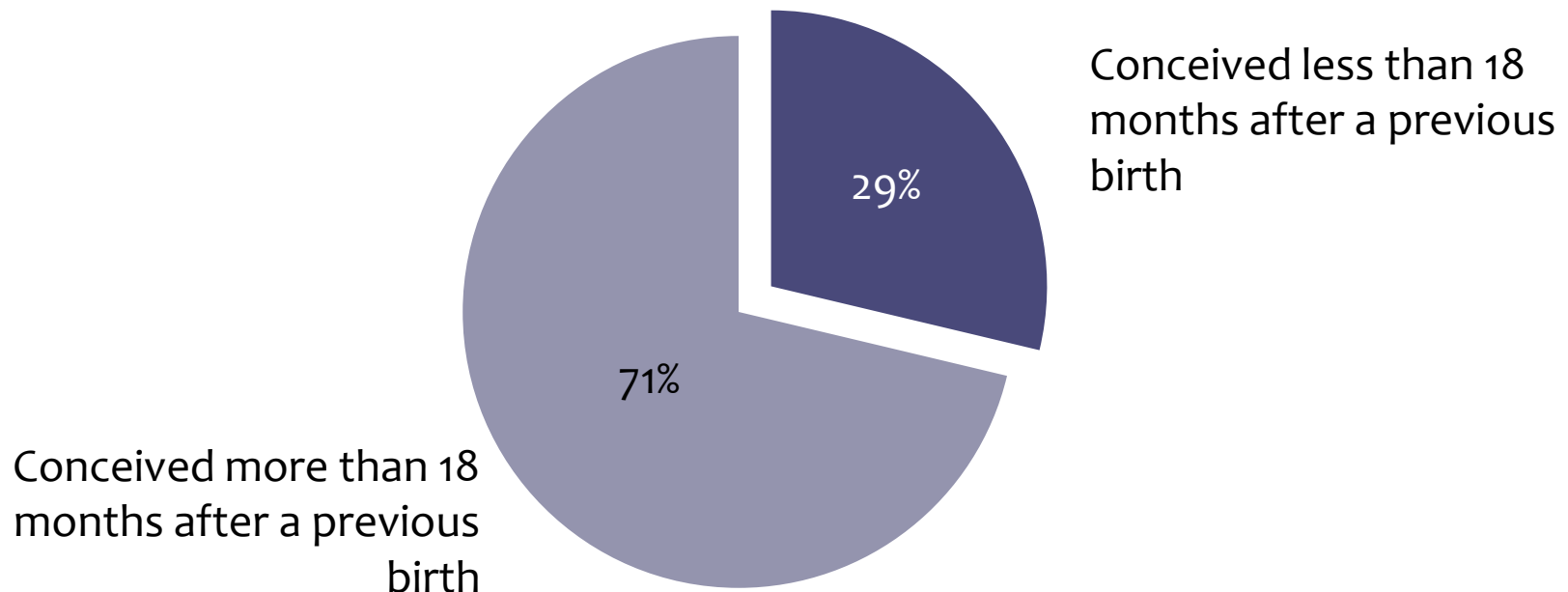
Estimated Number and Percentage of Unintended Births from 2009-2011 in Wisconsin, By Selected Maternal Characteristics

Characteristic	Number	Percent
All Mothers	72,415	37.3
Race/Ethnicity		
White	46,225	32.3
Black/Afr. American	12,952	64.9
Hispanic/Latina	8,552	43.3
Other	4,686	41.1
Age		
Under 20 years	10,551	78.1
20-24	20,517	52.2
25-34	35,491	30.2
35 and older	5,856	24.3
Education		
Less than High School	12,703	53.2
High School	25,791	50.1
Some College	21,491	40.9
College Graduate	11,832	18.1
Health Insurance Before Pregnancy		
Private or Employer Insurance	30,215	25.7
Medicaid	28,159	58.0
Uninsured	12,071	49.3
Poverty Status		
Poor	28,636	56.9
Near-poor	16,722	46.5
Not poor	21,452	22.0

Source: 2009-2011 Wisconsin PRAMS, Office of Health Informatics, Division of Public Health, Wisconsin Department of Health Services. Note: The totals for some characteristics may not equal the number for "All Mothers," due to rounding and nonresponse. These totals underestimate the true percentage of pregnancies that are unintended because they do not include pregnancies ending in miscarriage, stillbirth or abortion.

Pregnancy Spacing in Dane County

Percentage of Pregnancies Conceived less than 18 Months from a Previous Live Birth in Dane County in 2013



Source: Wisconsin Department of Health Services (2015 March). Wisconsin Interactive Statistics on Health Birth Counts module. Retrieved from <https://www.dhs.wisconsin.gov/wish/birth/index.htm>

Female Sexual Assaults in Dane County

- The rate of reported forcible rapes in Dane County in 2012 was 30 per 100,000 people.⁵
- Dane County rate is higher than national rate (26.8) but lower than the Midwest rate (31.4).⁵

Sexual and Reproductive Health

Sexual and reproductive health is an important part of our physical, emotional, mental and social well-being throughout our lives. It means we are able to have a responsible, satisfying and safe sex life free of coercion, discrimination, disease and violence and that we have the capability to reproduce and the freedom to decide if, when and how often to do so. Implicit in this is our right to be informed of and to have access to safe, effective, and affordable methods of family planning, STI testing, care of our choice, and appropriate health care services that will enable us and/or our partners to go safely through pregnancy and childbirth and provide the best chance of having a healthy infant.^{6,7,8}

Opportunities

- Sexual and reproductive health coalition
- Improve access to LARCs/hormonal contraception
- Improve screening rates per CDC guidelines (i.e. check your HEDIS measures)
- Improving HPV vaccination rates (Dane County Immunization Coalition)
- Provide culturally competent care around sexual and reproductive health

Sexual and Reproductive Health Team Members

- Karri Bartlett, MPH
- Jami Crespo, JD, MPA
- Amanda Kita-Yarbro, MPH
- Stephanie Kroll, MPH
- Diana Love, BSN, RN
- Sara Mader, BSN, RN
- Kim Neuschel, BSN, RN
- Cheryl Robinson, RN, MS

Q&A?

Sources

1. Kraut-Becher, J., Eisenberg, M., Voytek, C., Brown, T., Metzger, D. S., & Aral, S. (2008). Examining racial disparities in HIV: lessons from sexually transmitted infections research. *JAIDS Journal of Acquired Immune Deficiency Syndromes*, 47, S20-S27.
2. Wisconsin Department of Health Services (2014 December). Wisconsin Interactive Statistics on Health Teen Births module. Retrieved from <https://www.dhs.wisconsin.gov/wish/teen-birth/index.htm>
3. Boonstra, H. D. (2014). What is behind the declines in teen pregnancy rates?. *Guttmacher Policy Review*, 17(3).
4. Guttmacher Institute. (2011 December). *New government data finds sharp decline in teen births: increased contraceptive use and shifts to more effective contraceptive methods behind this encouraging trend, news in context*. Retrieved from <http://www.guttmacher.org/media/inthenews/2011/12/01/index.html>
5. Wisconsin Statistical Analysis Center, Crime Information Bureau, Department of Justice. (2013 September). *Crime in Wisconsin 2012*. Retrieved from <https://wilenet.org/html/justice-programs/programs/justice-stats/library/crime-and-arrest/2012-crime-in-wi.pdf>
6. American Sexual Health Association (ASHA). (n.d.). Understanding sexual health. Retrieved Sept 9, 2014 from <http://www.ashasexualhealth.org/sexual-health/>
7. World Health Organization (WHO). (n.d.). Reproductive health. Retrieved Sept 9, 2014 from http://www.who.int/topics/reproductive_health/en/
8. World Health Organization (WHO). (n.d.). Sexual health. Retrieved Sept 9, 2014 from http://www.who.int/topics/sexual_health/en/