

**2024 Executive Capital Budget: Agency Briefing Slides**  
**Finance Committee, September 11 – 12, 2023**

	Budget Book Page #	Slide #	Briefing Day
<b><i>Administration and General Government</i></b>			
Finance Department	24	1	9/11/23
Information Technology	29	2	9/12/23
Mayor's Office	37	5	9/12/23
<b><i>Planning and Development</i></b>			
CDA Redevelopment	43	7	9/11/23
Community Development Division	49	9	9/11/23
Economic Development Division	55	11	9/11/23
Planning Division	65	13	9/11/23
<b><i>Public Facilities</i></b>			
Henry Vilas Zoo	71	15	9/11/23
Library	76	16	9/11/23
Monona Terrace	84	18	9/11/23
<b><i>Public Safety &amp; Health</i></b>			
Fire Department	90	19	9/11/23
Police Department	96	21	9/11/23
Public Health	101	23	9/11/23
<b><i>Public Works</i></b>			
Engineering - Bicycle and Pedestrian	107	24	9/12/23
Engineering - Facilities Management	115	26	9/12/23
Engineering - Major Streets	127	28	9/12/23
Engineering - Other Projects	138	30	9/12/23
Fleet Service	146	31	9/12/23
Parks Division	151	32	9/12/23
Sewer Utility	167	35	9/12/23
Stormwater Utility	176	37	9/12/23
Streets Division	184	39	9/12/23
Water Utility	190	40	9/12/23
<b><i>Transportation</i></b>			
Metro Transit	205	43	9/12/23
Parking Utility	212	47	9/12/23
Traffic Engineering	217	50	9/12/23
Transportation Department	227	52	9/12/23

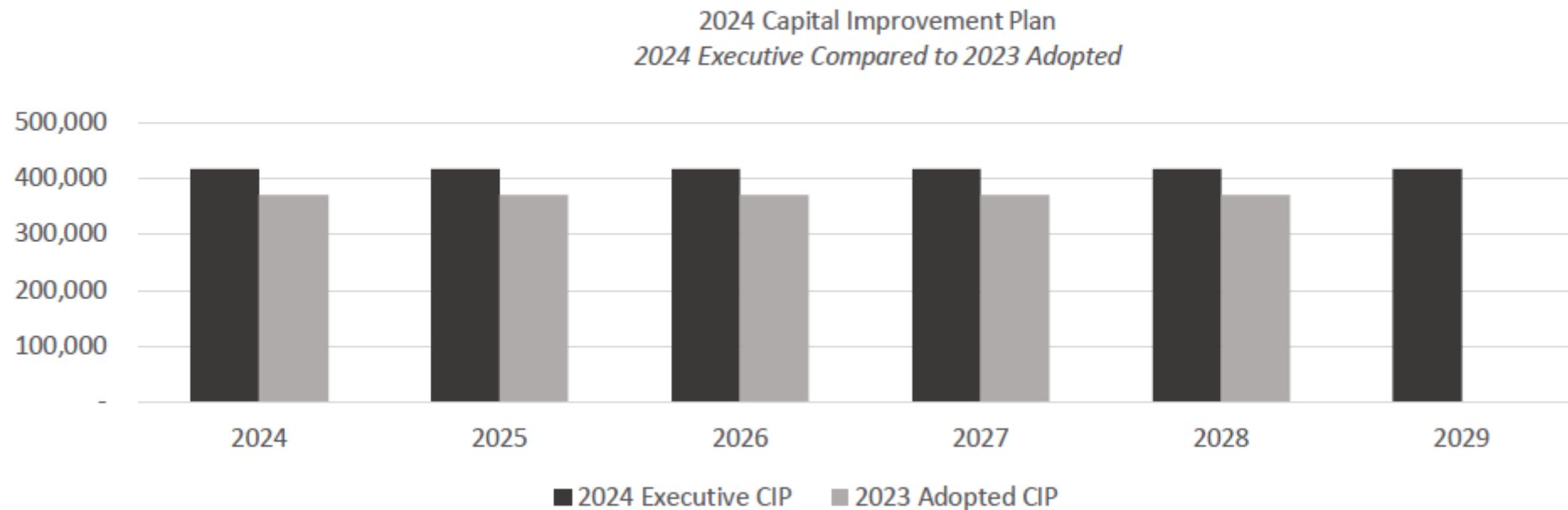
# Finance Capital Budget Highlights

## Capital Budget Administration Program

- Increased by \$48,00/year based on Cost Allocation Plan completed by external consultant

### Changes from 2023 Adopted CIP

---



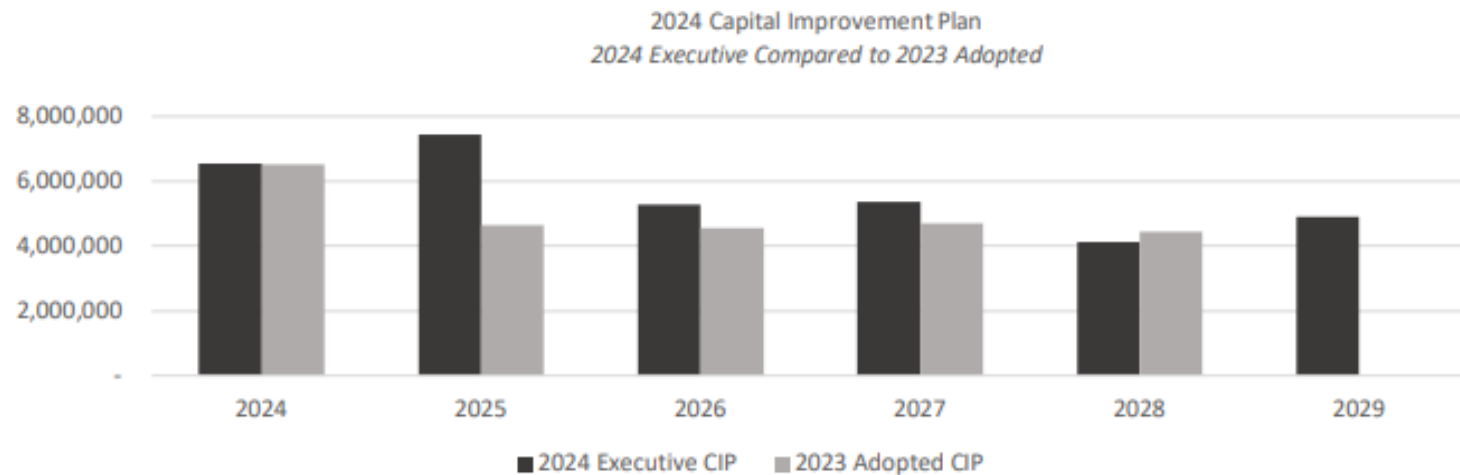
# Capital Improvement Plan Overview

## Increase in CIP funding from 2024 to 2028

This is due to:

- Budgeting for the 10% inflation increase in goods & services
- Supporting the needs of our customers by providing a more robust network infrastructure while maintaining the integrity and security of our network
- Responding to the increasing demands for IT project work and the need for technology expertise on specific projects.

Changes from 2023 Adopted CIP



# CITY OF MADISON INFORMATION TECHNOLOGY Highlights & Major Changes

## Digital Accessibility & Engagement

### 2024

- Replacing a 15 year old text messaging system – Business needs for more targeted audience and address location outreach, \$60,000

### 2025

- Migrating Mediasite to the Cloud (the City's video streaming content management system), \$415,000
- Replacing end-of-Life City Channel infrastructure, \$315,000

## Camera Lifecycle Management Program

### 2024

- Adding additional funding for yearly break fixes outside of the regular maintenance schedule of cameras, \$120,000

## Enterprise Business Solutions

### 2025

- On-premise systems which were previously planned for 2024, were moved to 2025 after reviewing work plans and resource availability, \$1.6 million





# CITY OF MADISON INFORMATION TECHNOLOGY Highlights & Major Changes

## Network Operations & Infrastructure Lifecycle Management Program

### 2024

- Investing in more robust network switches to handle the increased network bandwidth traffic needed for Smart City initiatives; replacing end-of-life Wireless Access Points, Edge Switches, and Traffic Engineering and SCADA (Water Utility) Switches, \$2,117,000
- Services to support project work, \$300,000

### 2025

- Network lifecycle management replacements, \$ 1,760,000 (higher costs due to increase in goods & services)

## Security, Risk, and Compliance

### 2024

- Cybersecurity audit recommendations for security, risk and compliance improvements, \$750,000
- Enterprise backup project (3-2-1 Backup Strategy), \$550,000



*MAYOR'S OFFICE – SUSTAINABILITY AND RESILIENCE*  
 2024 CAPITAL BUDGET SUMMARY

Programs	GO Borrowing	Other Funding	Description
Building Energy Efficiency Program	350,800	350,000	<ul style="list-style-type: none"> <li>• Efficiency Navigator Program</li> <li>• Building Energy Savings Program</li> <li>• Federal Rebate Assistance Program*</li> </ul>
Renewable Energy Program	250,000		<ul style="list-style-type: none"> <li>• MadiSUN solar program</li> <li>• Net Zero Carbon Next Steps*</li> </ul>
Electrification Program	114,200		<ul style="list-style-type: none"> <li>• Equitable building electrification strategy*</li> </ul>
Sustainability Program	70,000	100,100	<ul style="list-style-type: none"> <li>• Community partner sustainability programming</li> <li>• Greenhouse gas inventory</li> <li>• 1 FTE Sustainability Program Coordinator</li> </ul>
Zero Waste Program	15,000		<ul style="list-style-type: none"> <li>• Master Recycler education</li> </ul>
Climate Resilience Program	50,000	193,250	<ul style="list-style-type: none"> <li>• Urban Heat Island Program</li> <li>• Air quality improvement strategy development</li> <li>• Environmental Justice Programming</li> </ul>
<sup>5</sup> Total	\$850,000	\$643,350	

# *MAYOR'S OFFICE – SUSTAINABILITY AND RESILIENCE*

## 2024 CAPITAL BUDGET HIGHLIGHTS & MAJOR CHANGES

### **Building Energy Efficiency**

- The **Energy Efficiency Navigator program** is funded with capital dollars. Previous rounds were covered by grants (PSC OEI, then ARPA). We will continue to pursue grant funding.
- **Federal Rebate Assistance Program** is new and focuses on helping people access federal incentives for energy efficiency improvements.

### **Renewable Energy**

- In 2023, we finished paying off our investments in the solar arrays that provide our RECs. In 2024, we will identify and invest in the **next best steps for reaching net zero emissions**

### **Electrification**

- To meet our obligations under **DOE Better Climate Challenge**, we will contract for support to develop a strategic path forward for decarbonizing City buildings and community wide.

### **Sustainability**

- One FTE **Sustainability Program Coordinator** position was authorized in 2023 and is budget here. We will pursue grant funding for this role.

### **Zero Waste**

- Working with streets to include the **Food Scraps Collection Program** (previously funded by USDA) in the Streets Operating budget.

### **Climate Resilience**

- The **Air Quality Monitoring and Education Project** funded by EPA is kicking off in 2023 and will continue through 2026.

No changes in overall budget or horizon list.



# CDA Redevelopment -Capital Budget Highlights

## ▶ Triangle Redevelopment

- ▶ As directed by the Triangle Monona Bay Neighborhood Plan
- ▶ In collaboration with current residents
- ▶ Roughly 1200 units of integrated socioeconomic households will replace the existing properties

## ▶ 4-5 Phases

- ▶ Total Project cost is ~\$300 million
- ▶ Funded by a mixture of TID, Tax Credits, CDA Reserves, & Federal funds

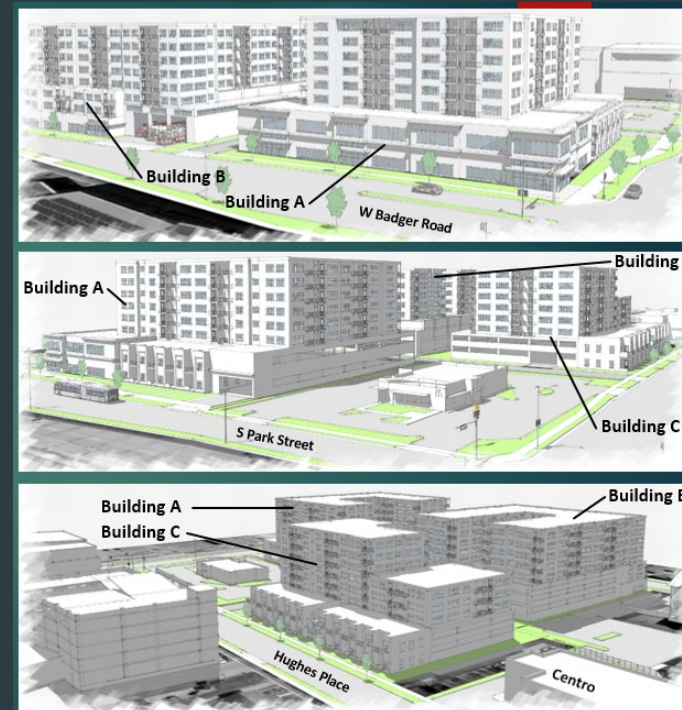
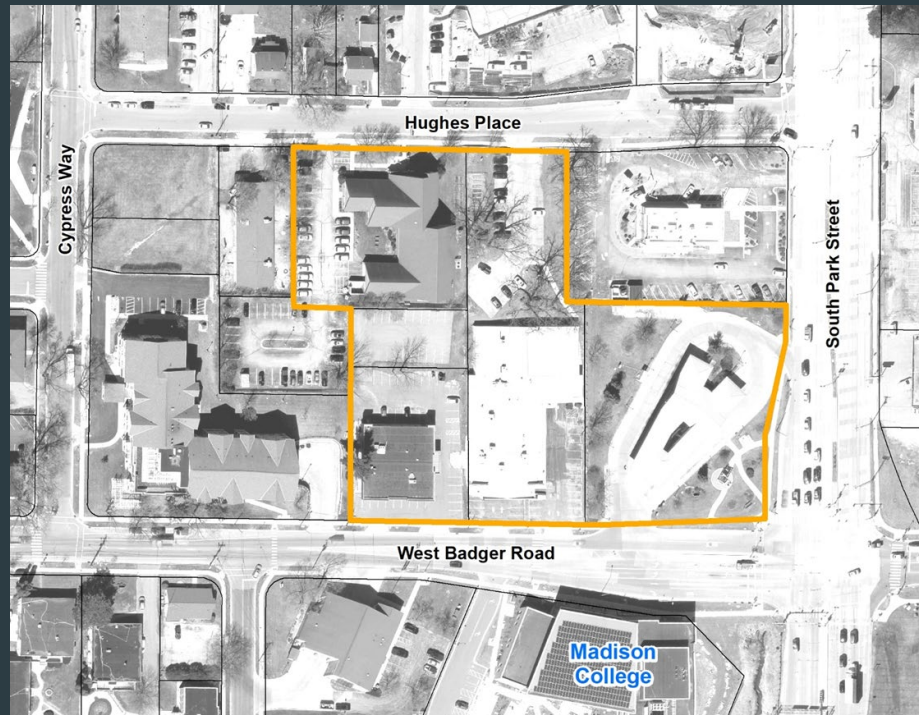






# CDA Redevelopment -Capital Budget Highlights

- ▶ South Madison Redevelopment
  - ▶ As directed by the South Madison Plan
  - ▶ In collaboration with Fire, Public Health, Police
  - ▶ Designed to bring needed amenities & affordable housing
  - ▶ Included in TID Project Plan



# Community Development Division

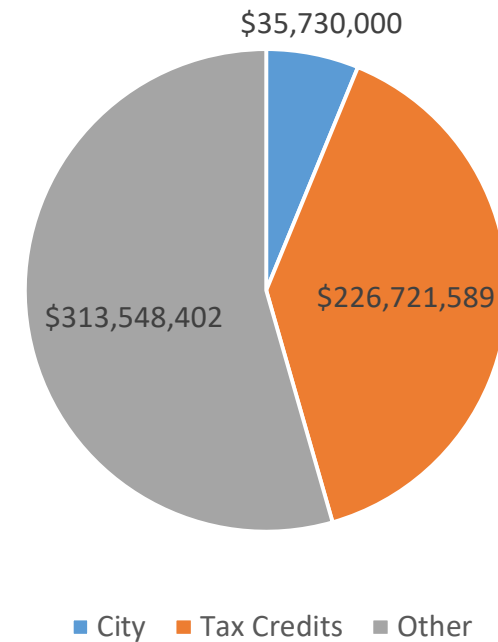
## Capital Budget Highlights

- **Major Changes in the '24 Executive Budget Vs. the '23 Adopted CIP**
  - Affordable Housing – Development Projects
    - Authorized spending \$31.5M above '23 CIP – 1/3 for use in TID 51 in South Madison
    - \$10M/yr. to support LIHTC developments
    - Added funding for Housing Forward (non-tax credit) and development opportunities on City/CDA properties
  - Permanent Men's Shelter
    - \$2M added to project funding – daytime programming space and back-up generator
    - Anticipates \$1M federal energy rebate
  - Facility Maintenance
    - Funds for Senior Center and temporary shelter facilities moved to Facilities Management

# Affordable Housing Fund Impact

Status	Projects	Total Units	Affordable Units
Completed	21	1,644	1,277
Under Construction	4	343	291
Planned (LIHTC Awarded)	2	375	271
Proposed	0	0	0
<b>TOTAL</b> (as of July 2023)	<b>27</b>	<b>2,362</b>	<b>1,839</b>

Total Development Costs \$576 Million



<sup>10</sup>  
\*Note: Affordable Units are income/rent restricted to households earning at or below 60% County Median Income.

# Economic Development Division Capital Budget Highlights



- **Major Changes and New Programs**
  - Created a general “Business Park Holding Cost” Project to consolidate holding cost expenses for City’s two business parks (Center for Industry & Commerce and Southeast Madison)
  - Increase of \$30,000 to General Land Acquisition Fund to cover additional holding cost expenses
  - Added \$500,000 to TID #48 (Regent Street) for possible affordable housing project
  - Added \$100,000 to TID #50 (State Street) for street closure experiment
  - Added small business development programs to new TIDs #51, 52, 53, and 54

# Economic Development Division Capital Budget Highlights



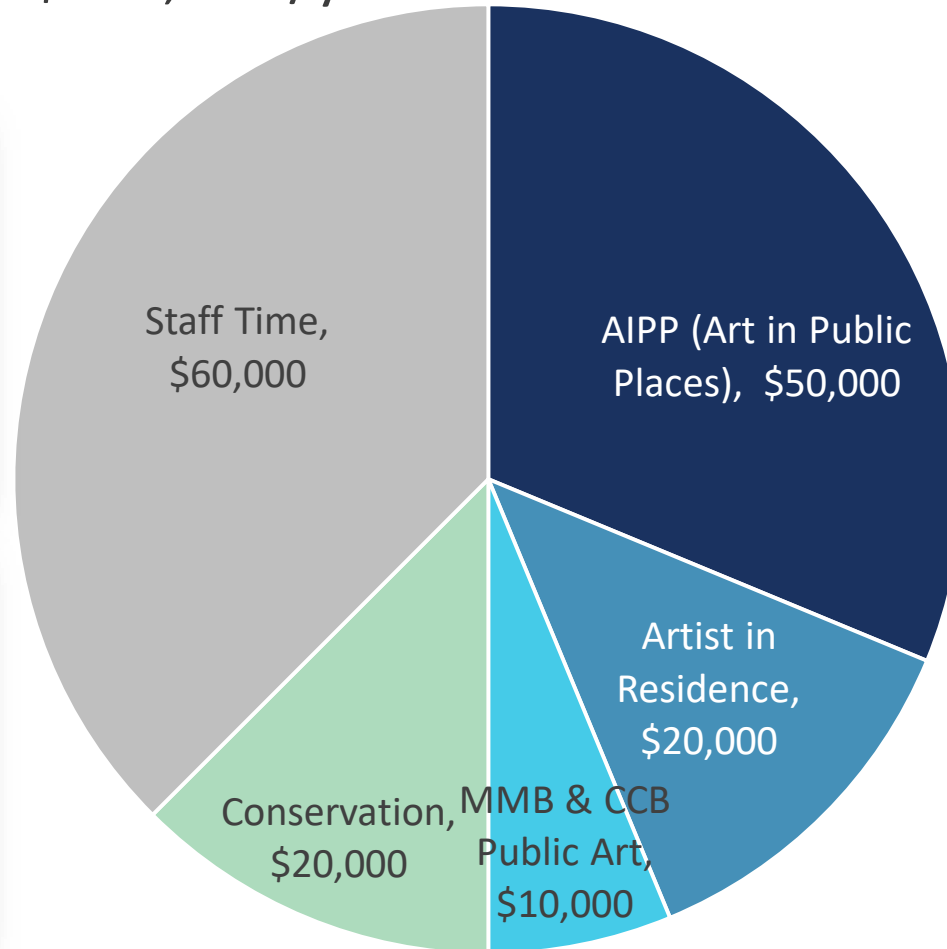
- **Program Continuation**
  - Healthy Retail Access Program
  - Land Banking Program
  - TID #50 (State Street) Small Business Development Programs
  - Small Business Equity and Recovery Program (SBER)



# PLANNING DIVISION

## 2024 CAPITAL BUDGET BRIEFING: HIGHLIGHTS

- Municipal Art Fund - \$160,000 /yr.



### 2024 Art in Public Places

- Darbo Drive Public Art



- Public Market




## PLANNING DIVISION

# 2024 CAPITAL BUDGET BRIEFING: MUNICIPAL ART AND THE COMPREHENSIVE PLAN

### Comprehensive Plan Culture & Character Element

- Strategy 6: Integrate public art throughout the city
  - Action b) Emphasize equitable geographic distribution of City investment in public art
  - Action c) Incorporate art and the work of artists that reflects Madison's cultural diversity and heritage at City facilities
- Strategy 7: Provide opportunities to learn about, create, collaborate, and enjoy the arts
  - Action a) Promote and support a diverse array of local artists to increase their ability to flourish as creative professionals



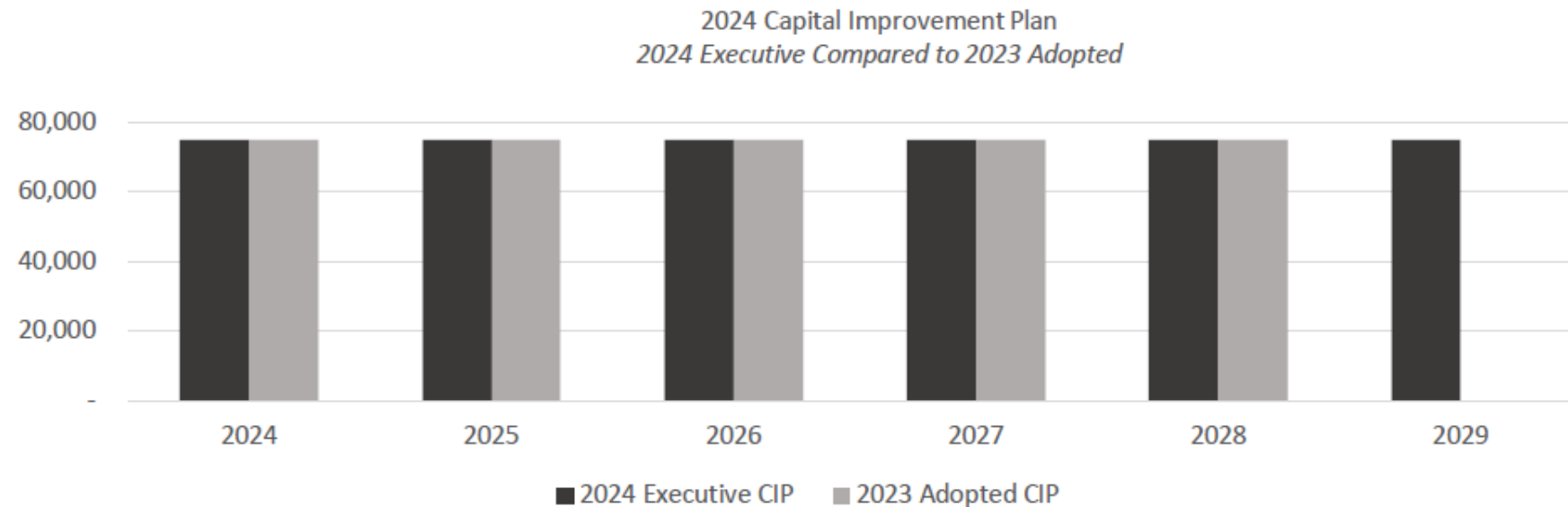
# Henry Vilas Zoo Capital Budget Highlights

## Henry Vilas Zoo

- No major changes; Capital costs shared with Dane County

### Changes from 2023 Adopted CIP

---







# MADISON PUBLIC LIBRARY CAPITAL BUDGET HIGHLIGHTS

- Central Green & Resilient projects moved to Engineering for Energy Improvements
- Refresh of the Central Library to begin in 2024 with initial focus on safety



Your place to learn, share, and create  
MADISON PUBLIC LIBRARY



# IMAGINATION CENTER BUILDING BUDGET

**Original 2018 Project Budget: \$17.1M**

*Scoping Study: 2018 \$500K*

*Design: 2021 \$1.1M*

*Construction: 2022 - \$500K 2023 - \$15M*

*(\$4.5M Private)*

**Expended Actuals & Encumbrances since 2018:**

*\$1,787,800*

**Remaining Budget:**

*\$14,812,201*

**Current Construction Schedule: 2025 – 2026**

Est. Construction Cost after Pre-Design (2021): \$12,499,145

Est. Construction Cost after Schematic Design (2023): \$14,157,689

**Est. Overage: \$2,000,000 included in 2024 Executive Capital Budget**





# *MONONA TERRACE COMMUNITY AND CONVENTION CENTER:* 2024 CAPITAL BUDGET BRIEFING: HIGHLIGHTS & MAJOR CHANGES

## ***Monona Terrace Building and Building Improvement:***

- ❖ *Increased individual projects by the 5% allowable increase.*
- ❖ *Additionally, Monona Terrace was informed by our anticipated vendor that the quote for carpet installation (part of 2024 renovations) was significantly higher than originally thought. We originally had \$200,000 in our 2022 submission for 2024's Capital budget; that portion of our Building and Building Improvement is now \$445,000.*
- ❖ *Per the vendor, the major reasons for the considerable increase is the cost of labor and materials for such a large project. Additionally, we did not replace carpet in our Lecture Hall during the 2013-14 renovations, and that is on the schedule for next year. That adds considerably to the quote, as it involves removing the 315 chairs in the Lecture Hall and the existing carpet, installing the new carpet, and then re-installing the chairs.*
- ❖ Individual projects include: window replacement; kitchen floor refinishing; stainless steel elevator panel replacement; Exhibition Hall lighting and power upgrades; Beehive (rooftop globes) lighting replacement; a digital signage upgrade, and the aforementioned carpet installation.

## ***Monona Terrace Machinery and Other Equipment:***

- ❖ *No changes from the 2022 submission, other than the 5% allowable increase.*
- ❖ Individual projects include: rope and stanchion replacement (both interior and exterior); Fire Pump control system upgrade; carpet cleaning equipment replacement; and new recycle and trash containers.

# Fire Department Capital Budget Highlights



## Communications Equipment

- Program funding increased by four percent with a 2.5% annual inflation assumption for out years

## Fire and EMS Equipment

- Funding in 2024 includes \$990,000 for the replacement of all self-contained breathing apparatus (SCBA) units, a total of 150 units
- Program funding for regular Fire/EMS equipment maintenance and replacement increased by five percent in anticipation of larger recruit classes in 2023 and 2024 and subsequent equipment replacement in 2025 and 2026

# Fire Department Capital Budget Highlights



## Training Capability Development

- Program funding increased by \$374,000 in 2024 for continued build out of training apparatuses at station 14
- Program funding for a training structure budgeted in 2026

## Fire Station 6

- \$3.47m added in 2025 to supplement remaining \$4m of prior authorization
- Project is a part of planned redevelopment of South Transfer Point and will be coordinated with the CDA
- Planning and design in 2024 with construction starting in 2025



# Madison Police Department: 2024 Executive Capital Budget

- **Goals of Capital Budget**

1

- *To maintain and deploy technology and equipment essential to public safety mission.*

2

- *To maintain facilities that allow for projected growth and that meet community expectations around service delivery and accessibility.*

- **Existing Items Already in Approved CIP**

- *Continuation of Police Technology and Equipment Program (no major changes; 5% inflationary increase)*

- **New Addition to CIP**

- *Combined Property & Evidence Facility and South District Station (\$41.8 million in 2025-2026 plus \$2.7 million in assumed federal tax credits from Inflation Reduction Act)*

- **Horizon List**


- *North District Station (\$15.7 million)*





# South District Station + Property and Evidence Facility

- Identified in 2008 as a priority by Engineering
- Space needs are critical – no additional capacity
- Extended wait times and frustrating work flows for the community and employees
- Current model = integrity & security concerns
- New facility = improved customer service, security, integrity, capacity and room for growth within the South District Station
- Co-located facility = offers lower anticipated operating costs for utilities, maintenance, and personnel





# Public Health Madison & Dane County-Capital Budget Highlights

- *South Madison Facility Redevelopment - \$15M (2025)*
- *Electronic Health Records -\$150,000 (2024)*

# Engineering-Bicycle & Pedestrian Major Changes

---

Overall borrowing 2024-2029 above target, offset by Major Streets below target

Safe Routes Grants program removed

- Was ~\$100k/year GO
- No longer needed due to assessment policy change

Funding Updates

- Badger Rusk Path
  - Changed GO borrowing to TIF
- Capital City Path Segment 5 & 6
  - \$1.1m Federal funding is now secured
- West Towne Path Phase 2
  - \$990k Federal funding is now secured for 2025 segment, anticipated for 2028 segment

# Engineering-Bicycle & Pedestrian Major Changes

---

## Major Changes in Timeline/Cost

- Capital City Path Segment 5 & 6
  - Moved from 2024 to 2027 based on availability of federal funding
- Sidewalk Program
  - Large GO increase needed; Assessment funding mostly eliminated due to assessment policy change
  - Originally ~\$2.5m/year average (GO), now ~\$3.8m/year average (GO)
- West Towne Path Phase 2
  - 1st phase was moved from 2023 to 2025; \$132k additional GO and \$990k Federal Funds added
  - 2nd phase GO increased from \$1m to \$1.5m
  - Federal funds anticipated for second phase in 2028
- Autumn Ridge Path
  - GO increased by \$500k in 2024

# Engineering-Facilities Major Changes

---

## New Request: Madison Municipal Building Improvements

- New Program for scheduled improvements and emergency repairs at MMB

Funding Source	2024	2025	2026	2027	2028	2029
Borrowing - GF GO	\$ 150,000	\$ 50,000			\$ 150,000	\$ 150,000

## Two requests moved from CDD to Engineering-Facilities

- Reserve Fund to Maintain Temporary Shelter Facilities
  - Originally a Project with 2023 funding only
  - Now a Program with 2024-2025 funding
- Senior Center Facility Improvements
  - Originally had \$190k funding from 2024-2026
  - Now has \$508k funding from 2024-2027

# Engineering-Facilities Major Changes

---

## Major Changes in Timeline/Cost

- CCB Office Remodels
  - Originally \$5.2m in 2024 and \$3.3m in 2025 (total \$8.5m)
  - Now \$4.75m in 2024, \$8.25m in 2027 and \$7m in 2028 (total \$20m)
  - Timeline extended, costs increased significantly due to construction cost escalation and bidding challenges

## Other increases greater than 5% target

- Electrical Vehicle (EV) Charging Infrastructure
  - Engineering taking over from Fleet, significant increase needed
  - Originally ~\$450k/year average, now ~\$1.8m/year average
- Parks Facility Improvements
  - Shelter improvements added in 2027-2029 at \$375k/year
- Energy Improvements
  - GO requests in all years reduced due to anticipated Federal funding
  - 2025 total increased by \$1.25m due to LED project being moved from Library budget



# Engineering-Major Streets Major Changes

---

Overall borrowing 2024-2029 below target to offset Ped/Bike above target

## New Request: Milwaukee St

- Project to extend Milwaukee St to new interchange with I-94

Funding Source	2024	2025	2026	2027	2028	2029
Borrowing - GF GO						\$ 2,944,000
Special Assessment						\$ 1,444,000
Special Assessment (Sewer)						\$ 520,000

## Projects Consolidated and Updated Funding

- Outer Capitol Loop Southeast and Wilson St (MLK to King) merged
  - Now called Wilson St, E. & Doty St, E.
  - Better project coordination and hopefully bid savings if done together
  - Updated costs: \$4m TIF borrowing instead of \$3m GO borrowing total

# Engineering-Major Streets Major Changes

---

## Major Changes in Timeline/Cost

- John Nolen Drive
  - Originally causeway construction funding primarily in 2026, now moved up to 2025
  - Added additional sections in 2027 and 2029
  - Reduced GF GO significantly, added TIF; total City borrowing reduced ~\$5m overall.

## Other increases greater than 5% target

- Bridge Repair Program
  - Originally ~\$190k/year average, now ~\$270k/year average
- Reconstruction Streets Program
  - Originally ~\$7.9m/year average (GO), now ~\$8.7m/year average (GO)

Park St, South (Olin to RR) reduced by \$600k GO, street work now in N-S BRT project

# Engineering-Other Capital Budget

---

## ROW Landscaping & Trees

- Reduced GO to \$50k/year from ~\$193k/year avg; savings \$717k in 2024-2028
- Changed focus to median fence replacements, no more conversions of medians

## No other major changes from 2023 CIP

- GO decreased slightly overall in other programs (another \$114k in 2024-2028)
- Budget generally increased ~5% for inflation in 2029

## Timeline Changes

- Waste Oil Collection Sites
  - New potential far west location added in 2029
- Warning Sirens
  - Bumped out 1 year (2024 to 2025 & 2028 to 2029)
  - No immediate areas of need identified

# FLEET CAPITAL BUDGET HIGHLIGHTS

- *Fire Apparatus and Rescue Vehicle Replacements*
  - Program budget increased \$425,000 in Non-GF GO Borrowing in 2024.
- *Fleet Equipment Replacements*
  - No major changes compared to 2023 Adopted CIP.
  - \$50,000 in Federal Sources added in each year of the CIP assumes receipt of tax credits under the Inflation Reduction Act.
- *Low and No Carbon Heavy Trucks and Infrastructure Program*
  - Program name has changed; previously named “Electric Heavy Trucks and Infrastructure.”
  - Program budget decreased by \$5.4 million (73%) in Non-GF GO Borrowing from 2024-2028 while the City awaits the results of the current Biodiesel B100 pilot.
- *Inflation is a major factor across all three of Fleet’s capital projects.*



# Parks Division Capital Budget Highlights

## **New CIP Requests**

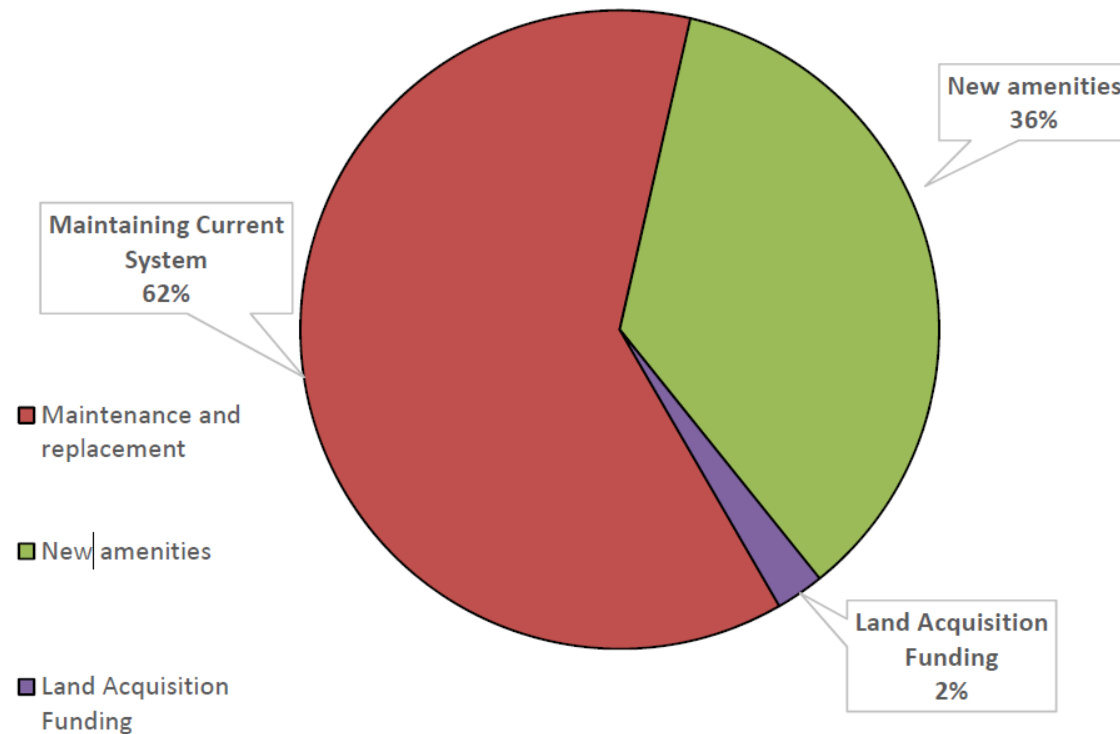
- TID 51 South Madison park improvements
  - Park Land Improvements Program
  - Athletic Field Improvements Program
- Lake Monona Waterfront causeway design funding in 2024
- Odana Hills Clubhouse improvements in 2029
- Olbrich Botanical Garden improvements based on facility assessment, 2024 – 2029

## **Changes in Scope and Budget**

- Brittingham Beach House replacement advanced to 2026/2027
- Additional resources for Country Grove Park improvements in 2024
- Elver Park master plan development and implementation, condensed entries in 2024, 2026, 2027, and 2028
- James Madison Park adjustment in 2028 for clean beach system evaluation
- Alignment of Golf Enterprise improvement projects across CIP
- Additional Vilas Park master plan implementation funding in 2028

# Parks Division Capital Budget Highlights

- **Re-invest in existing amenities and provide new diverse recreation opportunities**
  - Parks continues to address decades of deferred maintenance within the system
  - Focus is pro-active planning to balance the need for new amenities as the city grows while address existing deficiencies
  - Continue to expand the range of outdoor recreation options for park visitors



# Parks Division Capital Budget Highlights

- **Prioritization**

- Health, safety and welfare
- Energy efficiency and climate resilience
- Historically under-represented communities
- Strategic planning is centered on equity, access, and inclusion

- **Impact Fee Infrastructure Support**

- 30% of proposed Capital Improvement Plan relies on Park Impact Fee Support
- Impact Fee funding is contingent on private development
- Long-term reliance on Park Impact Fees is not predictable and likely not sustainable

# Sewer Utility Major Changes

---

Overall funding consistent with 2023 CIP

Meets borrowing targets as a whole (incl. Major Streets portions)

## Funding Shift from Pavement Management program

- Street selection in Pavement Management resulted in less need for sewer replacements on those projects
- Increased funding in Lift Station Rehab & Replacement program (~\$700k overall)
- Increased funding in Sewer Reconstruction program (~\$500k in 2024 and ~\$100k in 2025)

# Sewer Utility Major Changes

---

## Major Changes in Timeline/Cost

- Sewer Impact Fee Districts
  - Moved Felland Rd Neighborhood from 2024 to 2026
  - Added Transit Oriented Development Overlay Zoning to 2028 (\$1m Impact Fees)
- Utility Materials Handling Site
  - Construction moved from 2024 to 2026; still in process of acquiring a property

## Other changes

- Lift Station Rehabilitation & Replacement
  - Added \$320k Fitchburg funding in 2024
- Pavement Management Program (shown in Major Streets)
  - Added \$689k TIF in 2024 for sanitary sewer replacement at W. Dayton/N. Lake (State St Campus Garage)
- Sewer Reconstruction
  - Added \$300k TIF in 2024 for 3400 block E Washington sewer upgrade



# Stormwater Utility Major Changes

Meets borrowing targets as a whole (incl. Major Streets portions)

## New Requests in 2029

- Warner Lagoon Dredging
  - Formerly partially funded within Stormwater Quality System Improvements program

Funding Source	2024	2025	2026	2027	2028	2029
Borrowing - Stormwater						\$ 3,500,000
State Sources						\$ 500,000
Private Contribution/Donation						\$ 500,000

- Lower Badger Mill Creek Pond at Mineral Point Rd
  - Formerly partially funded within Citywide Flood Mitigation program
  - Land acquisition in 2029, construction 2030

Funding Source	2024	2025	2026	2027	2028	2029
Impact Fees						\$ 1,800,000

# Stormwater Utility Major Changes

---

## Citywide Flood Mitigation

- Added \$5.2m TID 46 funding in 2024 (West Towne Pond & Regent St Culvert)
- Increased funding for Schroeder Road Flood Mitigation
- Shifted funding from 2026-2028 into 2024-2025

## Storm Sewer System Improvements

- Shifted ~\$150k funding from 2025-2028 into 2024

## Stormwater Quality System Improvements

- Reductions in most years compared to 2023 CIP
  - 2024: West Towne Ponds moved to Citywide Flood Mitigation; funded by TID 46
  - 2026: Removed unallocated pond project
  - 2027: Moved Warner Park Dredging to it's own Project (now in 2029)
  - 2028: Removed Hudson Park shoreline

## Pavement Management (shown in Major Streets)

- Shifted ~\$1.1m funding from 2026-2028 into 2024-2025

## Reconstruction Streets (shown in Major Streets)

- Funding increased about ~\$3.5m over 2025-2028

# Streets & Urban Forestry Capital Budget Highlights

- **Major Change**

- Far West\ South Point Facility planning up one year
  - @5% inflation project gets \$2.1 million more expensive each year
  - Potential to create a lot of flexibility in existing facilities to co locate other agencies
  - Studying this opportunity led by Engineering Facilities beginning 2025, construction remains 2027

- **New Project in 2029**

- Sycamore Salt and Sand building

- **Priorities**

- New Equipment
- Street Trees
- Yard Improvements
- Sycamore Salt and Sand Building



# WATER UTILITY

**6 year Capital Budget - \$139.5 M (2024-29)**

**Major Categories:**

- Water Mains Programs           \$87.4
- Major Facilities                    37.7
- Facility/Fleet Improvements    14.4

**Total                                   \$139.5 M**

**Anticipated Funding Sources:**

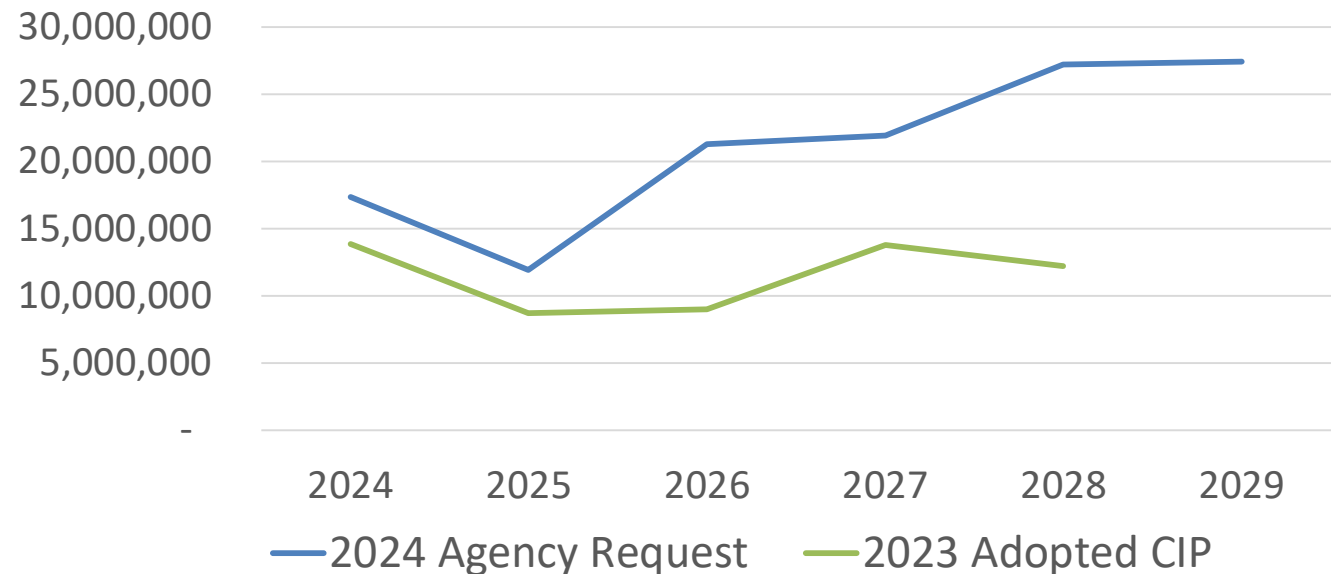
- Expense Depreciation           \$60.0
- Cash Reserves                    56.4
- SDWL - Low Interest Loan       19.5
- BIL Grant Funding                3.6

**Total                                   \$139.5 M**

Projects  
**6**

Programs  
**9**

2024 CIP  
2024 Agency Request vs. 2023 Adopted





# WATER UTILITY

## 2024 – Capital Budget Request: \$17.4 M

### MAJOR ITEMS:

■ Water Main Programs	\$6.3
■ Well 15 PFAS Treatment	5.1
■ Facility Improvements	2.2
■ Vehicles & Equipment	1.0
■ Other projects and ongoing programs (meter, hydrant, valve, etc.)	<u>2.8</u>
<b>Total</b>	<b>\$ 17.4 M</b>

Fund Balance Summary (in \$ Millions)			
	FY 2022 Actual	FY 2023 Estimate	FY 2024 Request
<b>Opening Fund Balance</b>	<b>8.3</b>	<b>6.4</b>	<b>0.5</b>
+ Transfer in from Operating	1.6	10.2	0.0
+ SDWL Proceeds	0.0	0.0	5.1
+ Revenue GO Bond	0.0	0.0	7.3
+ Expense Depreciation Rev	0.0	4.2	5.0
- CIP Expenditures	(3.5)	(20.3)	(17.4)
Surplus (Deficit)	(1.9)	(5.9)	0.0
<b>Ending Fund Balance</b>	<b>6.4</b>	<b>0.5</b>	<b>0.5</b>



# WATER – 2024 MAJOR CAPITAL PROJECTS OVERVIEW

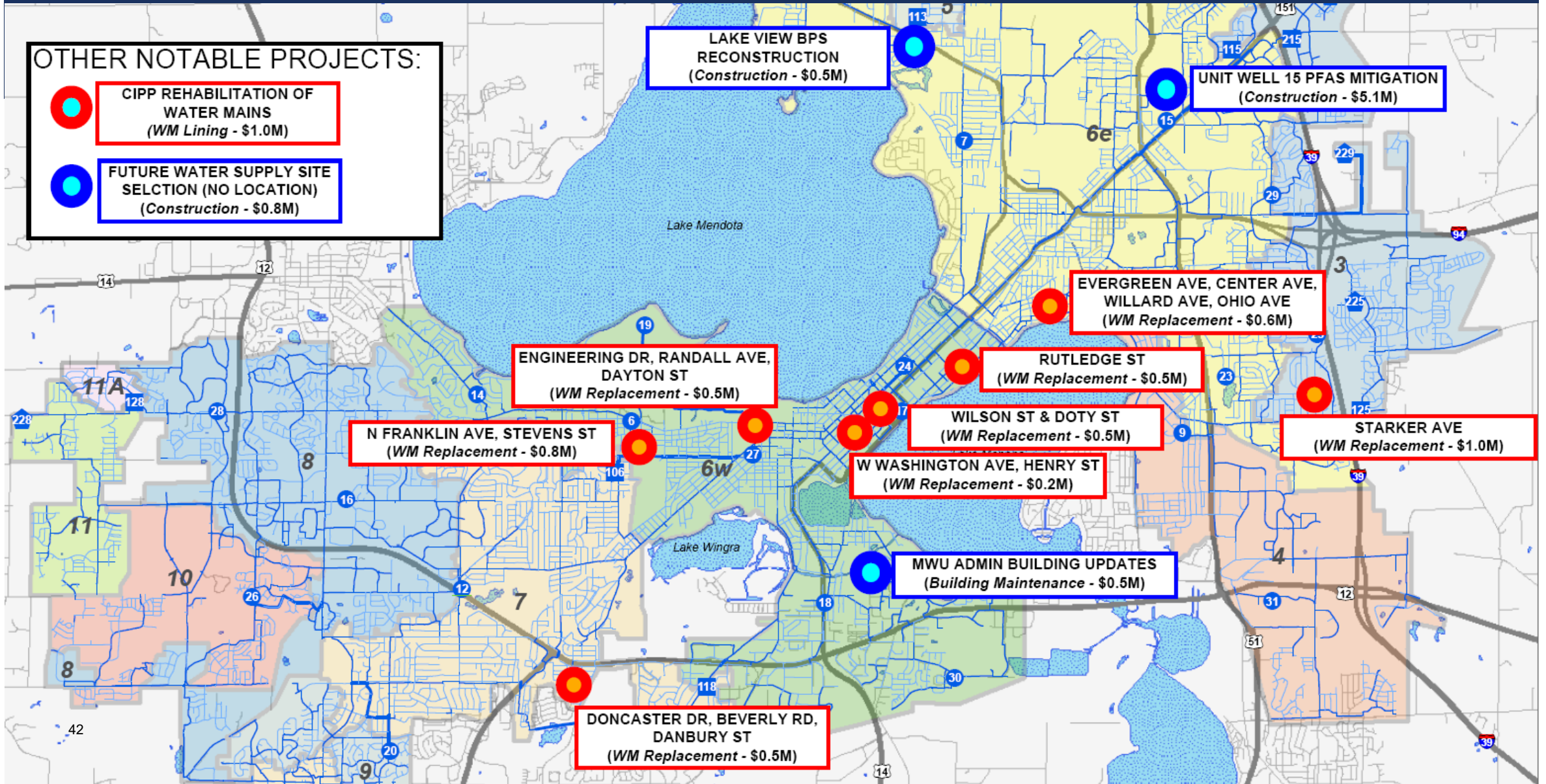
## OTHER NOTABLE PROJECTS:



**CIPP REHABILITATION OF WATER MAINS**  
(WM Lining - \$1.0M)



**FUTURE WATER SUPPLY SITE SELECTION (NO LOCATION)**  
(Construction - \$0.8M)





**metro transit**

---

# **Metro Transit**

## **2024 Capital Budget Highlights**

Finance Committee Presentation

September 12, 2023

# Metro Transit Capital Budget

## Program Name Changes

- To more accurately reflect system changes and needs

Prior Program Names	New Program Names
Transit Coaches	Electric Transit Buses & Charging Equipment
Facility Repairs & Improvements (after 2024)	Equipment & Facility Systems
Metro Satellite Bus Facility (after 2024)	n/a
Transit System Upgrades	Transit Speed & Reliability Projects / Equipment & Facility Systems

# Metro Transit Capital Budget

## Electric Buses & Charging Equipment

- Add \$25m in federal funding – Competitive Low-No Grant Award
- Local match of \$3m (GO Borrowing)
- \$3.2 million from UW-Madison (partner on grant)
- 2025 & Beyond - Federal funding increased \$3.2m and GO borrowing increase \$810,000 due to electric bus costs

## Facility Repairs & Improvements

- Adds \$8.5m grant award for roof & solar install @ Ingersoll
- Local match of \$1.4m (GO borrowing) + \$750k from Engineering
- Eliminated after 2024 – folded into Equipment and Facility Systems

# Metro Transit Capital Budget

## Metro Satellite Bus Facility

- Adds \$9.4m grant award for renovation + solar install @ Hanson Rd.
- Local match of \$1.6m (GO borrowing) + \$750k from engineering
- Eliminated after 2024

## Equipment & Facility Systems

- New program for regular replacement of non-bus equipment, tools, and building systems
- Formerly included in Facility Repairs & Improvements
- \$1.9m in federal funds + \$1.9m local across the CIP

## Speed & Reliability Projects

- Formerly a part of “Transit System Upgrades”
- Funds projects to speed up buses and reduce operating costs
- Same total of \$3 million from earlier CIP, spread over longer time



## *PARKING DIVISION*

# 2024 CAPITAL BUDGET BRIEFING: HIGHLIGHTS & MAJOR CHANGES

### State Street Campus Parking Garage

- ❑ Replaces an aging 1964 parking structure to include 410 public parking spaces (roughly a 110 stall reduction)
- ❑ Provides improved transit system with an Intercity Bus Terminal
- ❑ Includes Mixed Use – Affordable Student Housing, 229 units with 755 beds, 80 private parking spaces

### City Approved Process

- ❑ March 2021 – Council approves RFP and evaluation process
- ❑ July 2021 – Six Respondents
- ❑ July 2022 – Council approves contract for Architectural Services
- ❑ December 2022 – Council Adopts Development Agreement with Mortenson Development
- ❑ January 2023 – Council adopts zoning change
- ❑ July 2023 – Council approves amendment to development agreement and MOU with UW for reduced cost student housing



### *Land Use and Transportation*

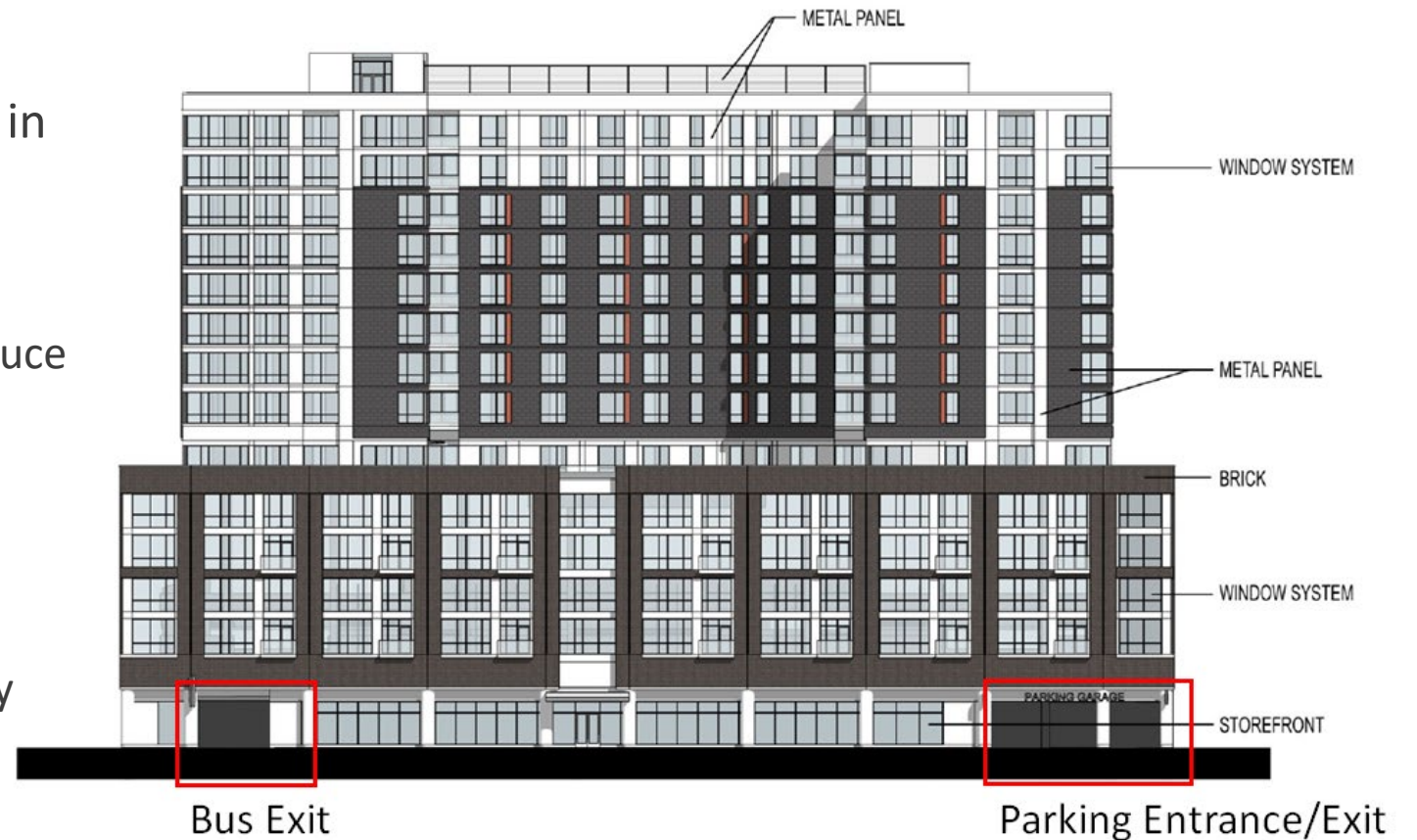
- *Strategy 7 – Maintain DT as an activity center*
- *Strategy 4a – Improve transit to nearby cities*

## PARKING DIVISION

# 2024 CAPITAL BUDGET BRIEFING: HIGHLIGHTS & MAJOR CHANGES

## Updated Project Cost - \$61.5 million

- ❑ \$49 million approved in 2023 budget
- ❑ Requesting an additional \$12.5 million in 2024
  - Construction inflation
  - 90 underground stalls eliminated to reduce project costs
- ❑ Additional \$12.5 million Non-GF GO Borrowing - (\$18 million Non-GF GO Borrowing approved in 2023)
- ❑ \$15 million Parking Reserve (replenished by \$18 million in air rights) budgeted in 2023



## *PARKING DIVISION*

# 2024 CAPITAL BUDGET BRIEFING: HIGHLIGHTS & MAJOR CHANGES

## Parking Enforcement Technology Costs

- Staggered replacement of Toughbook computers for Parking Enforcement - \$42,500

## Vehicle Replacement Program

- Maintain an operational and reliable fleet of vehicles to maintain parking facilities - \$81,000





# TRAFFIC ENGINEERING 2024 CAPITAL BUDGET HIGHLIGHTS

## MAJOR CHANGES

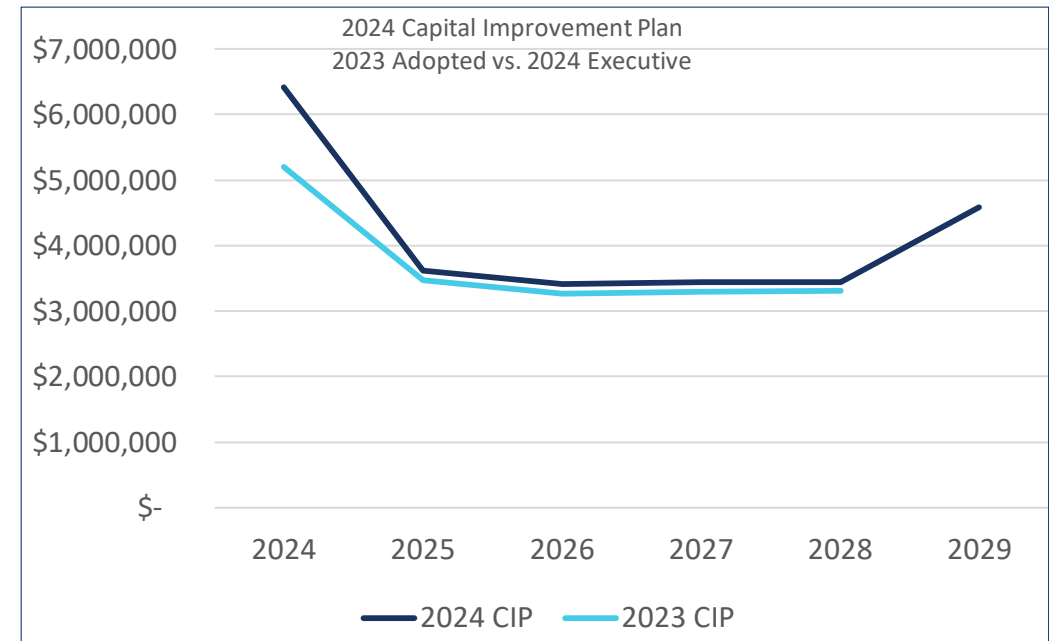
- More funding for following projects:
  - John Nolen Drive Lighting: Additional \$845,000 in 2024 to improve crucial Fire-Life-Safety tunnel components and for inflation
  - Public Safety Radio System: \$1.2 million in 2029 for anticipated costs with strategic system improvements
- Funding for a new project to replace and install Pedestrian Bicycle Counters as a multi-modal planning tool (\$185K)

Projects

4

Programs

7



# TRAFFIC ENGINEERING 2024 CAPITAL BUDGET HIGHLIGHTS

- Advance City Priorities
  - *Safety and health: Vision Zero, Safe Streets, public safety radio communication*
  - *Climate resilience and sustainability: active transportation, LED Streetlight Conversion*
  - *Racial equity and social justice: project prioritization, Town infrastructure upgrades, public engagement*
- Capitalize Recent Success on Programs such as Vision Zero and Safe Streets Madison
- Keep Pursuing Federal Grants
  - Safe Streets and Roads for All (SS4A)
  - Strengthening Mobility and Revolutionizing Transportation (SMART)
  - Carbon Reduction Program (CRP)





# TRANSPORTATION

## 2024 CAPITAL BUDGET BRIEFING: HIGHLIGHTS & MAJOR CHANGES

### ■ N-S BRT

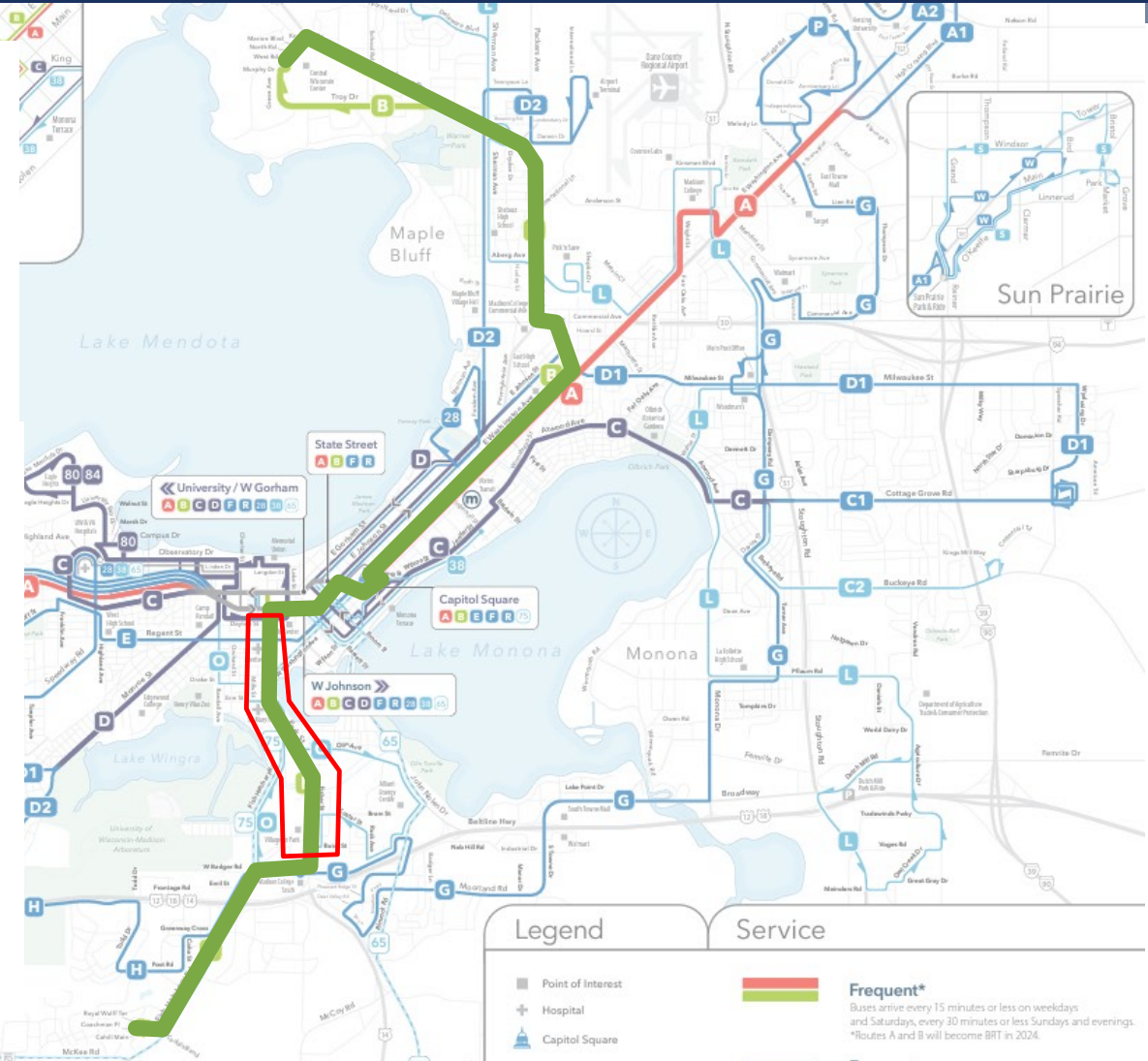
- \$150 million project in 24-26
- 80% Federal, 20% Local Advanced/Introduced to take advantage of BIL

**Project increased by \$70 million to reconstruct Park Street to be more people centered**

It takes advantage of:

- \$10 million of WisDOT local match money
  - \$120 million of Federal Small Starts Money
- Increases Madison contribution by \$7 million\*

\*Must qualify for CIG funding



## TRANSPORTATION

### 2024 CAPITAL BUDGET BRIEFING: HIGHLIGHTS & MAJOR CHANGES

- I-94 Interchanges
  - 2027 (impact fees) \$7 million
  - 2029 (impact fees) \$10 million
  - Agreement with WisDOT in early 2024
- E-W Bus Rapid Transit % for art \$150k
- Intercity Rail – local match \$50k

