

Madison and Dane County Community Plan

CCHIC Update
August 8, 2023

Homebase and The HB Madison Team



Amanda Wehrman
Director of Strategy
and Evaluation



Esther Wilch
Senior Staff
Attorney



Karen Kowal
Directing Analyst



Kenya Rawls
Senior Analyst II



Mihir Vohra
Senior Analyst

- 30+ years experience
- Help build community capacity to prevent and end homelessness
- Provide technical assistance to help communities implement housing and services best practices

Homebase Approach



Mission-driven



Customized and Community Specific



Focused on **Successful Plan Implementation**

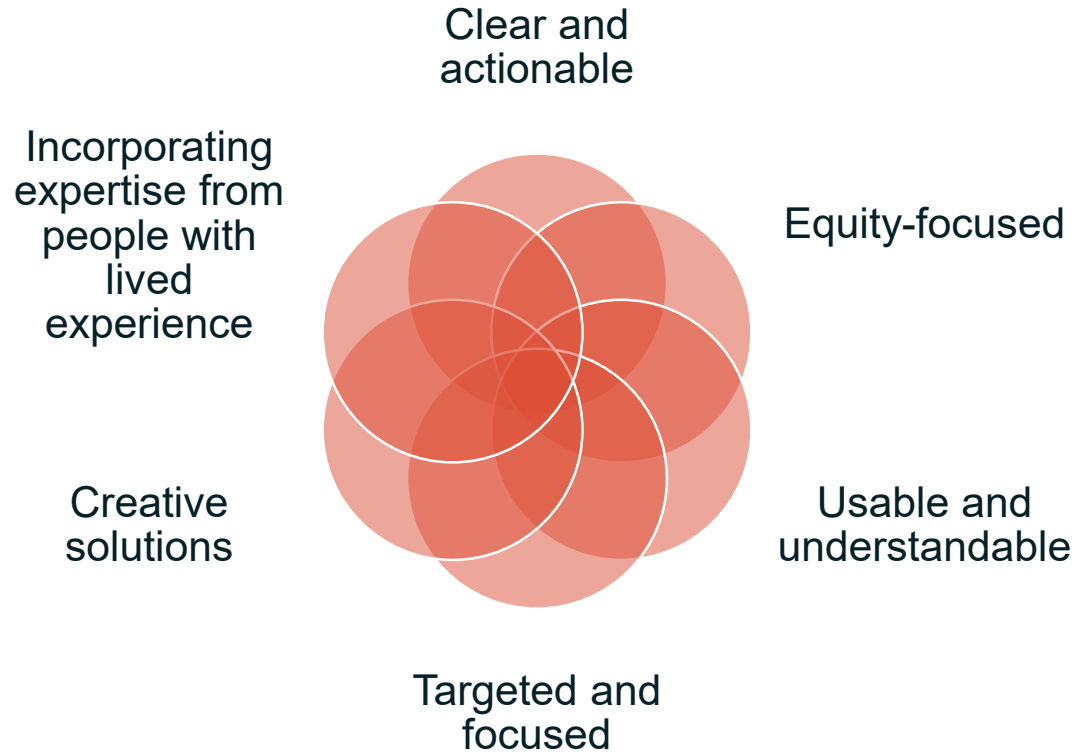


Honor Local Expertise, especially People with Lived Experience of Homelessness



Address Equity as Integral Part of Evaluation and Planning

CPC's Ideal Plan



Community Plan Timeline



Data Collection

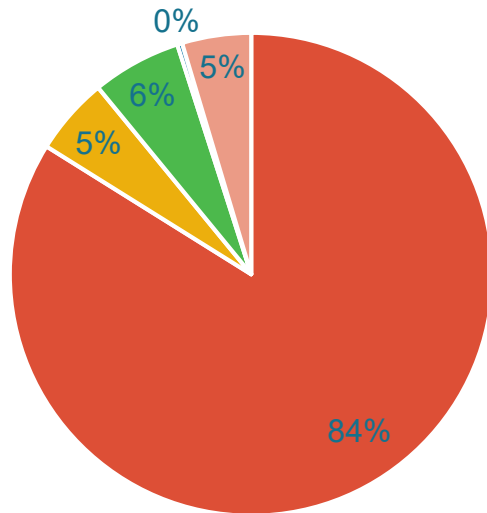
- Iterative process— quant informs qual informs quant informs qual
- Plan so far:
 - 3-5 Focus Groups
 - 2-3 Providers (zoom)
 - Provider FG (8/21)
 - Doubled-Up FG (8/22)
 - *Other Adjacent Systems FG*
 - FG for People with Lived Experience (in person)
 - **2 in June, nearly 100 people attended**
 - Mostly single adults, largely male, came from shelter
 - *Families*
 - 15 Interviews
 - 1:1 with stakeholders from across the system of care
 - Nonprofits, education, economic development, health care, legal system, government, housing, etc.
 - Surveys disseminated widely to stakeholders and community members

Are there racial disparities in who is homeless?

- Data sources:
 - 2020 Census
 - 2015-2022 PIT count
- Data are counts of individuals in the population

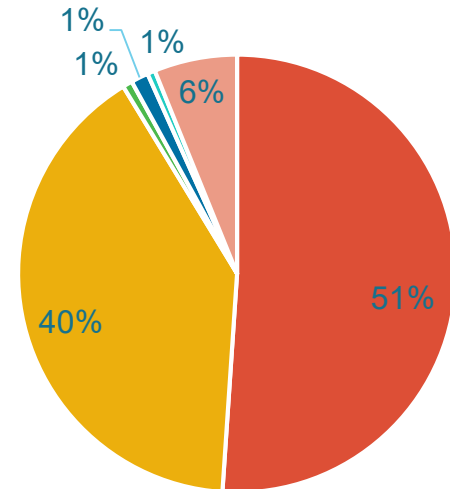
Black people are 8x overrepresented in the homeless population

Dane County Census Population by Race



- White
- Black
- Asian
- American Indian or Alaska Native
- Multiple Races

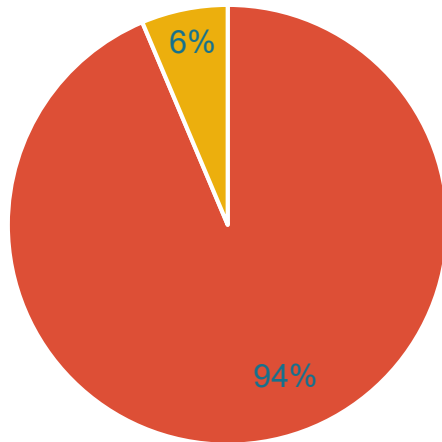
Dane County PIT Count by Race



- White
- Black
- Asian
- American Indian or Alaska Native
- Native Hawaiian or other PI
- Multiple Races

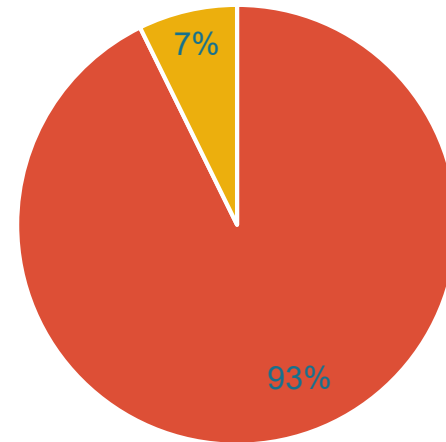
Latinx people are proportionally represented in the homeless population

Dane County Census Population by Ethnicity



■ Non-hispanic/Non-Latino ■ Hispanic/Latino

Dane County PIT Count by Ethnicity



■ Non-hispanic/Non-Latino ■ Hispanic/Latino

Latinx people make up 16% of the Dane County population below the poverty line.

Are Latinx people being undercounted in the PIT?

Questions? Comments?

Madison@HomebaseCCC.org