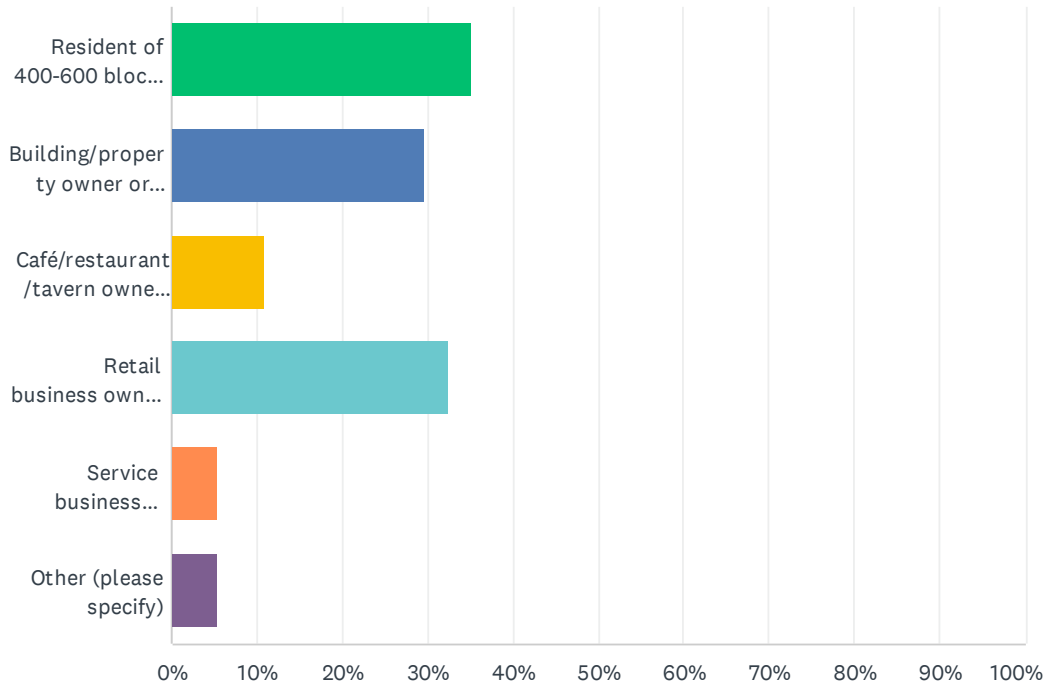


### Q3 What is your relationship to the street (check all that apply)

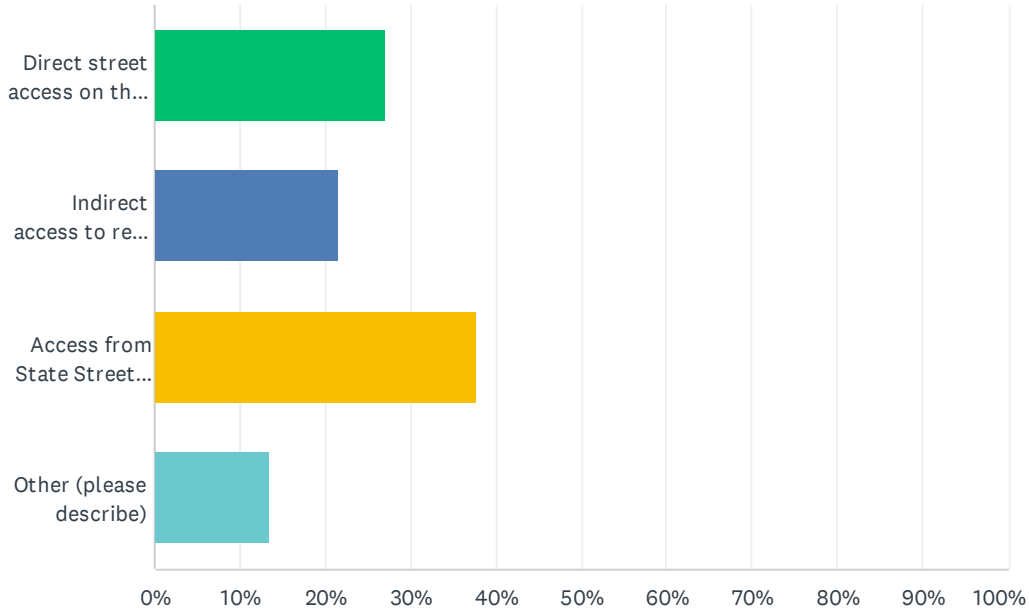
Answered: 37 Skipped: 1



ANSWER CHOICES	RESPONSES	
Resident of 400-600 blocks of State Street	35.14%	13
Building/property owner or representative in the 400-600 blocks of State Street	29.73%	11
Café/restaurant/tavern owner or representative in the 400-600 blocks of State Street	10.81%	4
Retail business owner or representative in the 400-600 blocks of State Street	32.43%	12
Service business (banking, education, personal services, etc.) owner or representative in the 400-600 blocks of State Street	5.41%	2
Other (please specify)	5.41%	2
Total Respondents: 37		

### Q4 Does your building have access other than State Street that could accommodate deliveries, loading and/or residential move in/out?

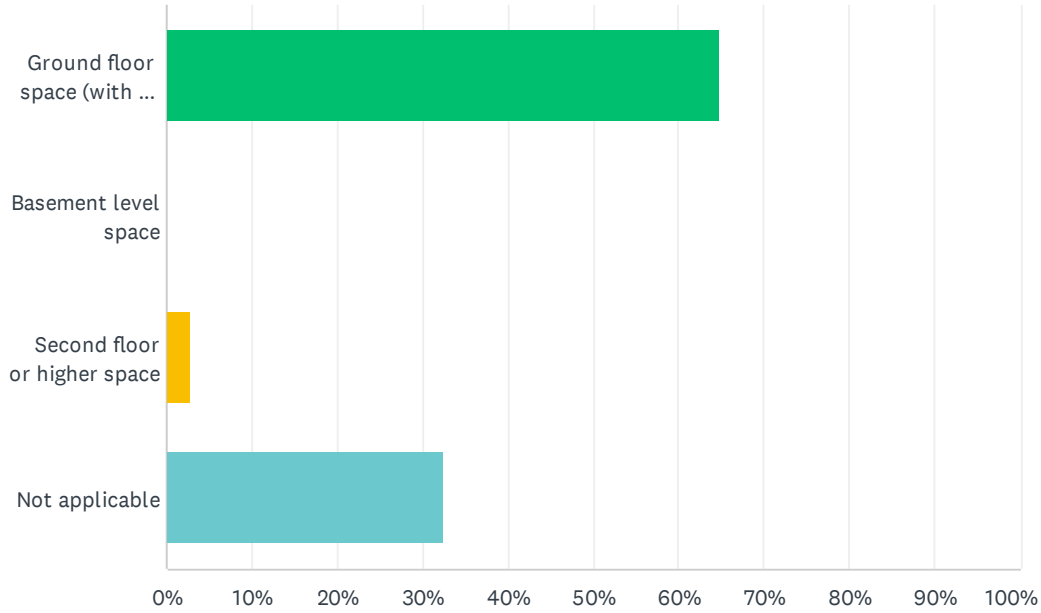
Answered: 37 Skipped: 1



ANSWER CHOICES	RESPONSES	
Direct street access on the side or rear of the building	27.03%	10
Indirect access to rear via shared driveway	21.62%	8
Access from State Street only	37.84%	14
Other (please describe)	13.51%	5
<b>TOTAL</b>		<b>37</b>

## Q5 Where is your business' primary customer-facing space within its building?

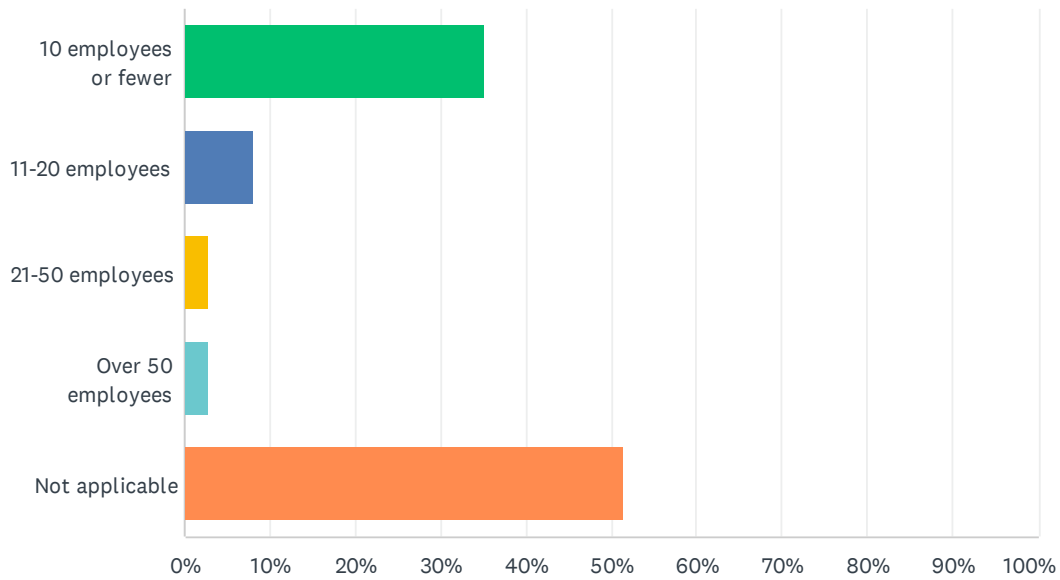
Answered: 37 Skipped: 1



ANSWER CHOICES	RESPONSES	
Ground floor space (with or without storage on other levels)	64.86%	24
Basement level space	0.00%	0
Second floor or higher space	2.70%	1
Not applicable	32.43%	12
<b>TOTAL</b>		<b>37</b>

## Q6 How many employees (FTEs) do you have on site?

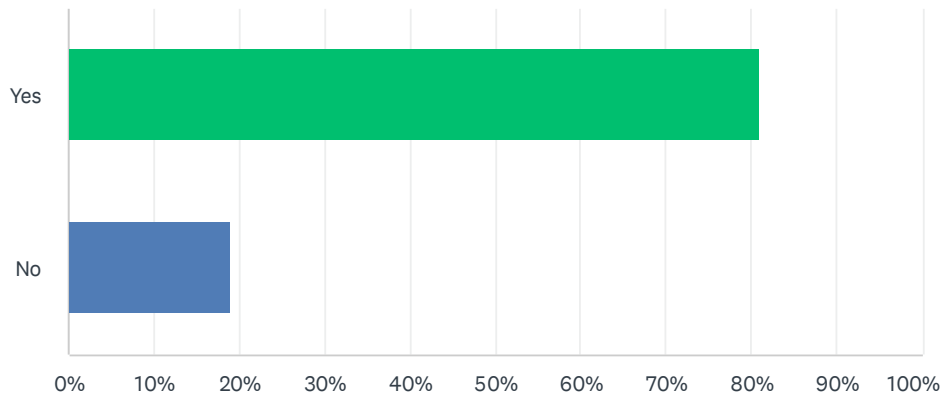
Answered: 37 Skipped: 1



ANSWER CHOICES	RESPONSES	
10 employees or fewer	35.14%	13
11-20 employees	8.11%	3
21-50 employees	2.70%	1
Over 50 employees	2.70%	1
Not applicable	51.35%	19
<b>TOTAL</b>		<b>37</b>

### Q7 Does your building have residences on the second floor or above?

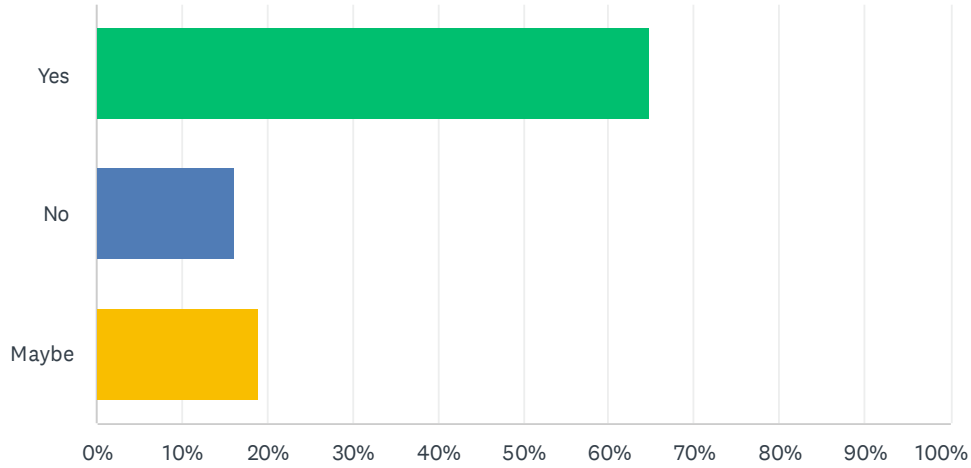
Answered: 37 Skipped: 1



ANSWER CHOICES	RESPONSES	
Yes	81.08%	30
No	18.92%	7
TOTAL		37

Q8 In general, are you in favor of a pedestrian mall that closes the 400-600 blocks of State Street to vehicles and is accessible only to pedestrians and bikes for all or parts of the week?

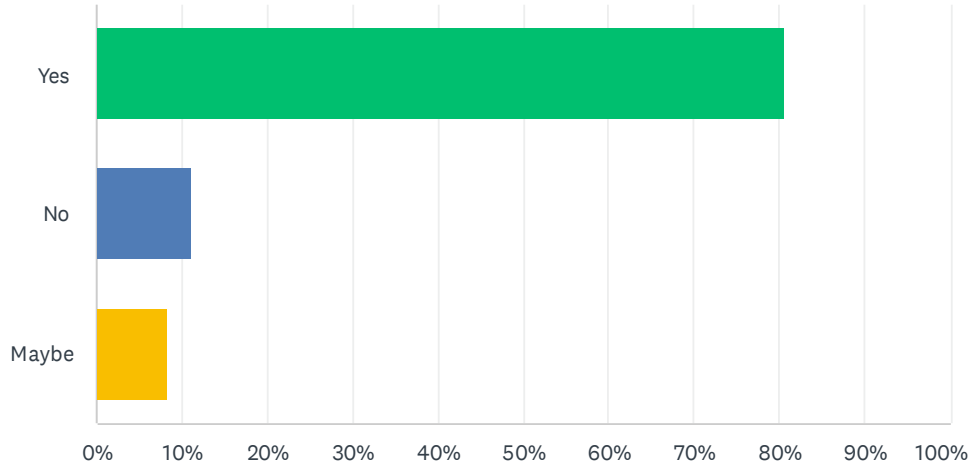
Answered: 37 Skipped: 1



ANSWER CHOICES	RESPONSES	
Yes	64.86%	24
No	16.22%	6
Maybe	18.92%	7
TOTAL		37

Q9 Would you support an expansion of outdoor retail spaces or café seating areas to the curb while roadway closures are in place? Note: currently these spaces need to be 2 feet behind the curb.

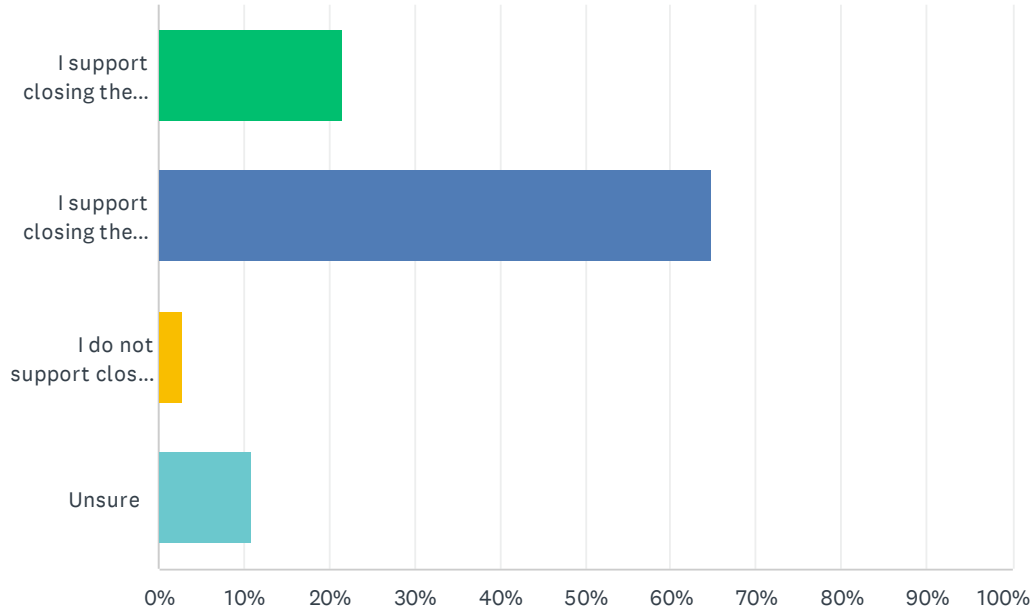
Answered: 36 Skipped: 2



ANSWER CHOICES	RESPONSES	
Yes	80.56%	29
No	11.11%	4
Maybe	8.33%	3
TOTAL		36

### Q10 Do you support closing the street only when the space can be activated with programming or events? (Night Market, Cars on State, Maxwell Street Days, etc.)

Answered: 37 Skipped: 1

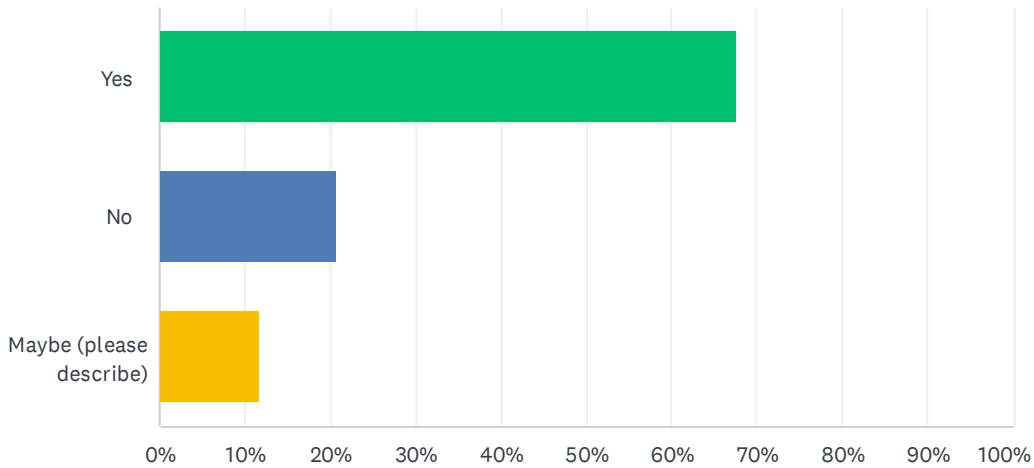


ANSWER CHOICES	RESPONSES	
I support closing the street only when the space can be activated with programming	21.62%	8
I support closing the street with and without space activating programming	64.86%	24
I do not support closing the street	2.70%	1
Unsure	10.81%	4
<b>TOTAL</b>		<b>37</b>



**Q11 Do you support closing the 400-600 blocks of State Street to vehicular traffic on weekends? Note: This would mean that the roadway would only be available to pedestrians from Friday afternoon until early Monday morning.**

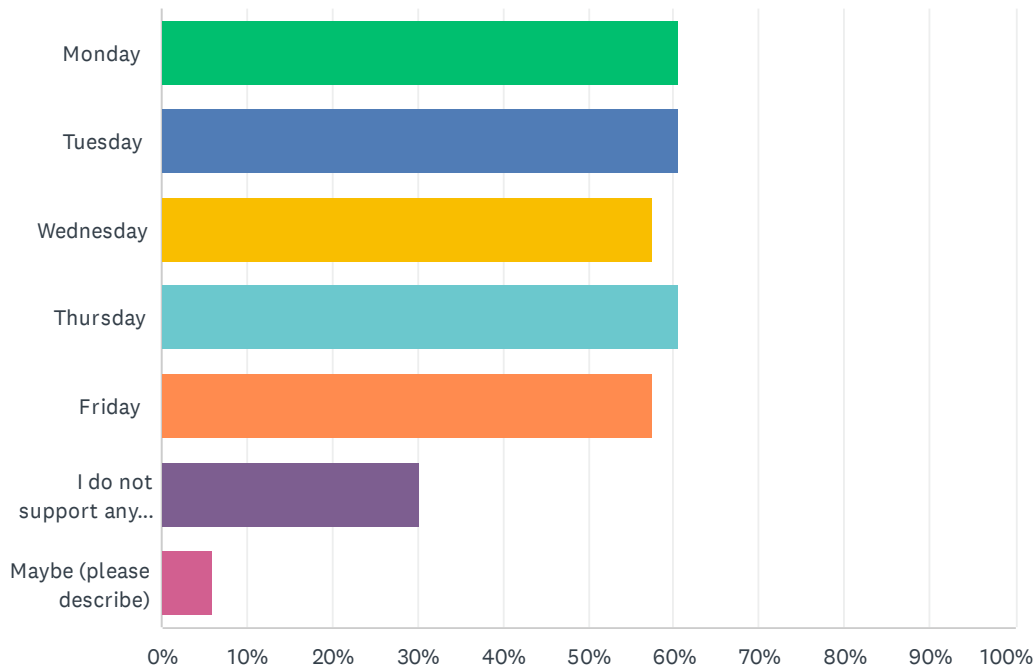
Answered: 34 Skipped: 4



ANSWER CHOICES	RESPONSES	
Yes	67.65%	23
No	20.59%	7
Maybe (please describe)	11.76%	4
<b>TOTAL</b>		<b>34</b>

Q12 What weekdays, if any, would you support closing the 400-600 blocks of State Street to vehicular traffic if it allowed weekday morning/early afternoon access to delivery and service vehicles? Note: This would mean that the roadway would only be available to pedestrians from the late afternoon until early morning. Check all that apply.

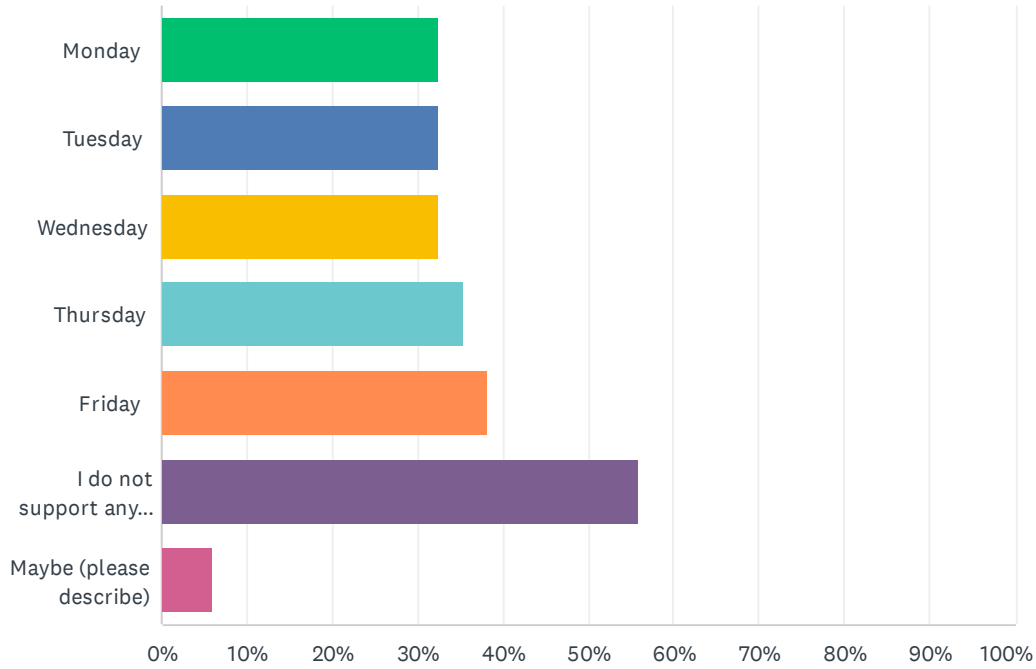
Answered: 33 Skipped: 5



ANSWER CHOICES	RESPONSES	
Monday	60.61%	20
Tuesday	60.61%	20
Wednesday	57.58%	19
Thursday	60.61%	20
Friday	57.58%	19
I do not support any weekday closure with delivery access	30.30%	10
Maybe (please describe)	6.06%	2
Total Respondents: 33		

Q13 What weekdays, if any, would you support closing the 400-600 blocks of State Street to vehicular traffic if there were no delivery or service access directly on State Street? Note: this would mean that only side streets could be used for delivery vehicles.

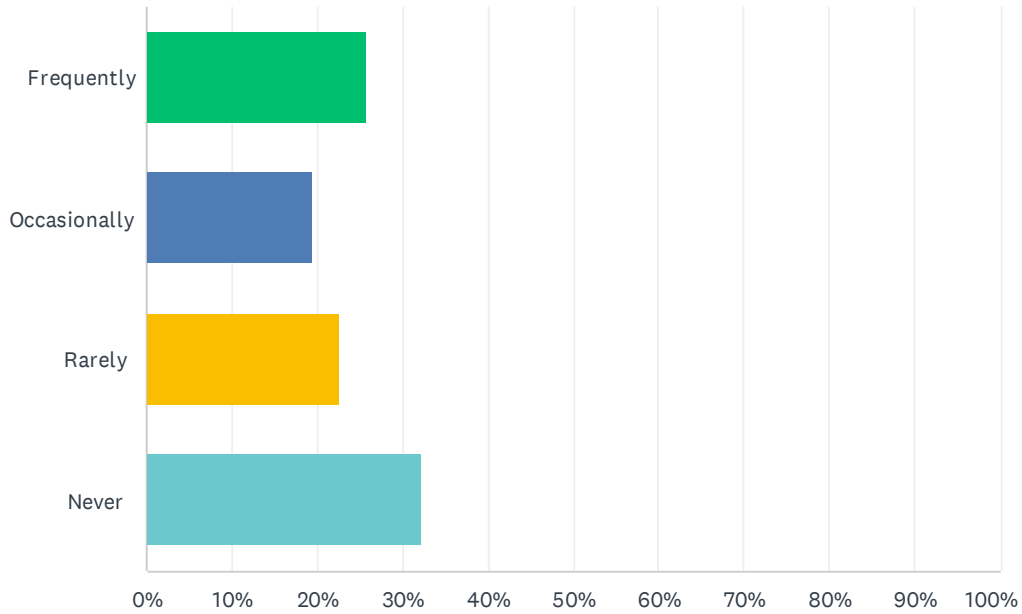
Answered: 34 Skipped: 4



ANSWER CHOICES	RESPONSES	
Monday	32.35%	11
Tuesday	32.35%	11
Wednesday	32.35%	11
Thursday	35.29%	12
Friday	38.24%	13
I do not support any weekday closure without delivery access	55.88%	19
Maybe (please describe)	5.88%	2
Total Respondents: 34		

## Q17 Do you receive any weekend freight, parcel or food deliveries?

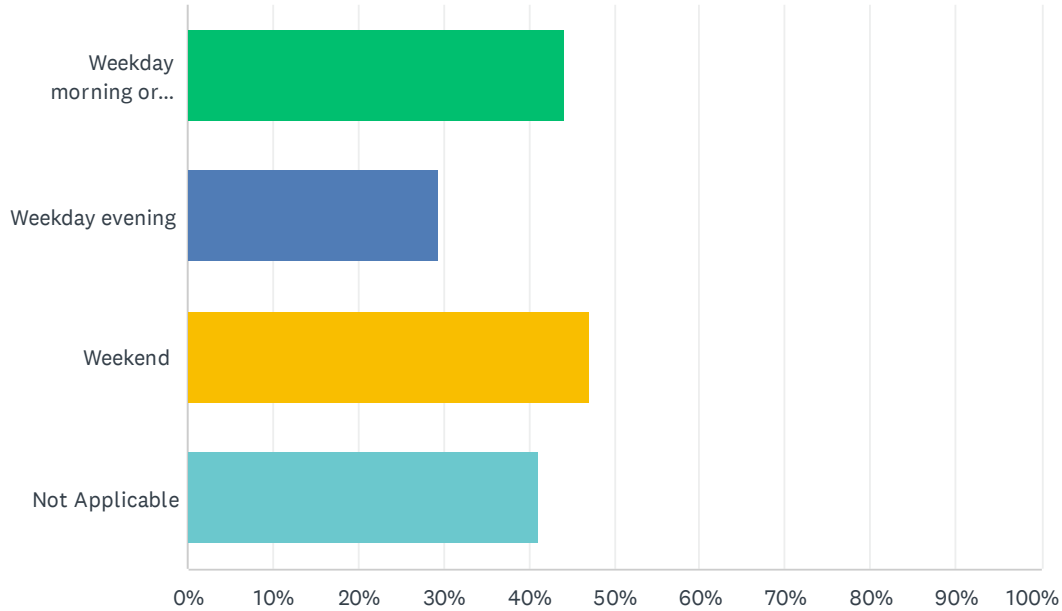
Answered: 31 Skipped: 7



ANSWER CHOICES	RESPONSES	
Frequently	25.81%	8
Occasionally	19.35%	6
Rarely	22.58%	7
Never	32.26%	10
TOTAL		31

### Q18 For residential move-ins/outs where access is required from State Street, what times are you most likely to use? (check all that apply)

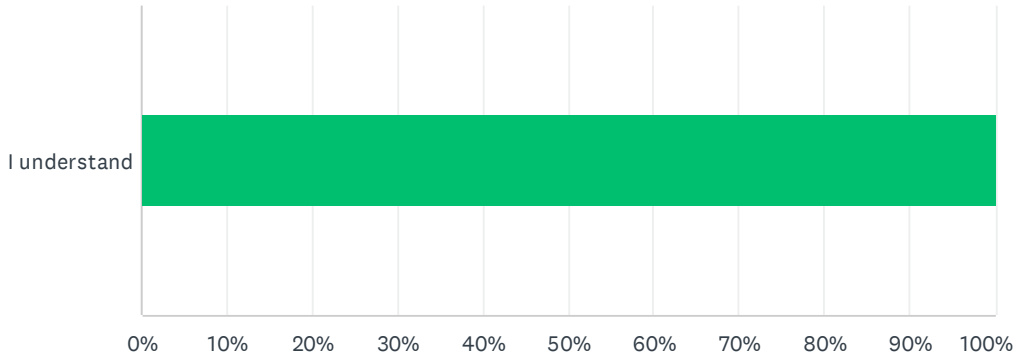
Answered: 34 Skipped: 4



ANSWER CHOICES	RESPONSES	
Weekday morning or early afternoon	44.12%	15
Weekday evening	29.41%	10
Weekend	47.06%	16
Not Applicable	41.18%	14
Total Respondents: 34		

Q22 I understand the City has limited capacity to manage frequent closures of State Street. It's possible roadway closure and openings times most widely desired by the business community and residents may conflict with Mall Concourse Maintenance staff availability.

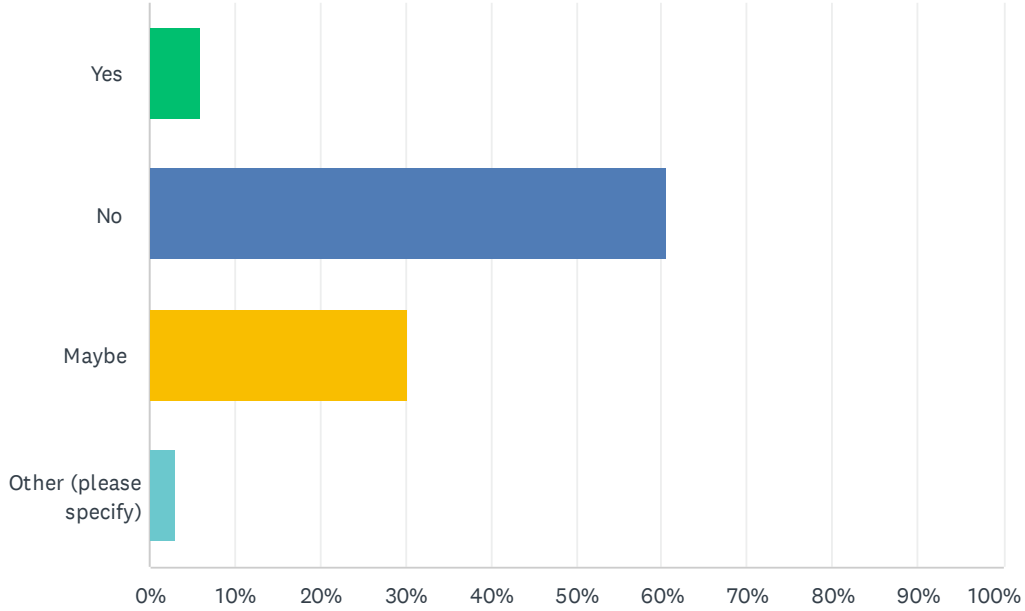
Answered: 33 Skipped: 5



ANSWER CHOICES	RESPONSES
I understand	100.00% 33
TOTAL	33

### Q23 Are you willing to assist with barricade placement or removal to facilitate greater flexibility in timing of closures?

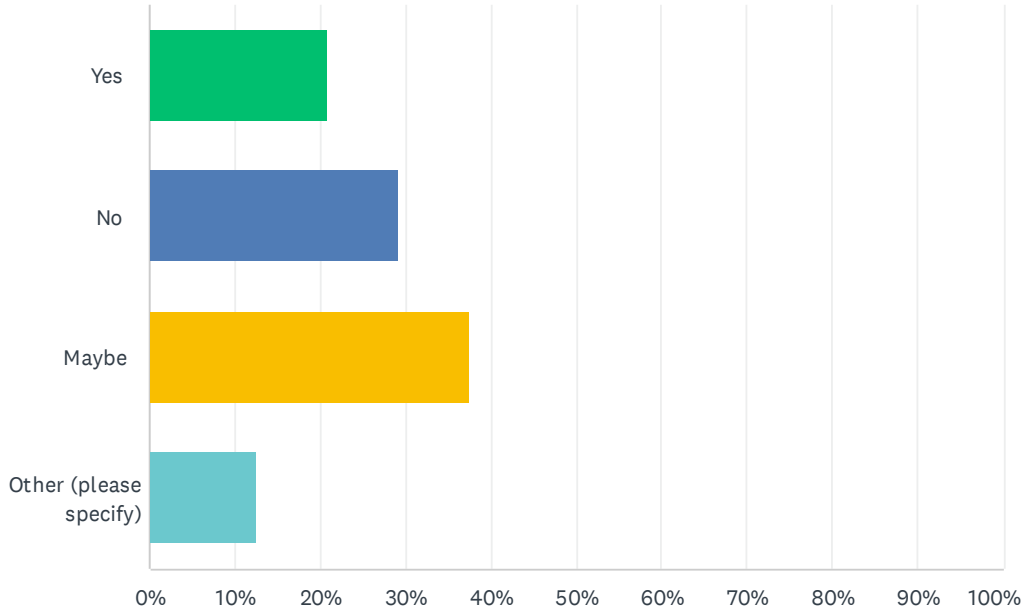
Answered: 33 Skipped: 5



ANSWER CHOICES	RESPONSES	
Yes	6.06%	2
No	60.61%	20
Maybe	30.30%	10
Other (please specify)	3.03%	1
<b>TOTAL</b>		<b>33</b>

## Q24 If you are a business, are you willing to share any data on sales / foot traffic to help us evaluate the experimental street closure?

Answered: 24 Skipped: 14



ANSWER CHOICES	RESPONSES	
Yes	20.83%	5
No	29.17%	7
Maybe	37.50%	9
Other (please specify)	12.50%	3
<b>TOTAL</b>		<b>24</b>