DocuSign Envelope ID: 71B9DC39-5179-44B3-9D27-EB059567FDA5

URBAN DESIGN COMMISSION APPLICATION

UDC

City of Madison
Planning Division
Madison Municipal Building, Suite 017
215 Martin Luther King, Jr. Blvd.
P.O. Box 2985
Madison, WI 53701-2985
(608) 266-4635

FOR OFFICE USE ONLY:

Date Received 5/15/23 11:35 a.m.

Paid _____

☐ Initial Submittal

☐ Revised Submittal

Complete all sections of this application, including the desired meeting date and the action requested. If your project requires both UDC and Land Use application submittals, a completed Land Use Application and accompanying submittal materials are also required to be submitted.

If you need an interpreter, translator, materials in alternate formats or other accommodations to access these forms, please call the Planning Division at (608) 266-4635.

Si necesita interprete, traductor, materiales en diferentes formatos, u otro tipo de ayuda para acceder a estos formularios, por favor llame al (608) 266-4635.

Yog tias koj xav tau ib tug neeg txhais lus, tus neeg txhais ntawv, los sis xav tau cov ntaub ntawv ua lwm hom ntawv los sis lwm cov kev pab kom paub txog cov lus qhia no, thov hu rau Koog Npaj (Planning Division) (608) 266-4635.

1. Project Information

Address (list all addresses on the project site): 1601 & 1617 Sherman Ave

Title: 1617 Sherman Ave Apartments

2. Application Type (check all that apply) and Requested Date

UDC meeting date requested 05/31/2023

☑ New development ☐ Alteration to an existing or previously-approved development

☐ Informational ☐ Initial Approval ☑ Final Approval

3. Project Type

☐ Project in an Urban Design District

☐ Project in the Downtown Core District (DC), Urban Mixed-Use District (UMX), or Mixed-Use Center District (MXC)

☐ Project in the Suburban Employment Center District (SEC), Campus Institutional District (CI), or Employment Campus District (EC)

☐ Planned Development (PD)

- ☐ General Development Plan (GDP)
- ☐ Specific Implementation Plan (SIP)

☑ Planned Multi-Use Site or Residential Building Complex

Signage

☐ Comprehensive Design Review (CDR)

☐ Modifications of Height, Area, and Setback

☐ Sign Exceptions as noted in Sec. 31.043(3), MGO

Other

☐ Please specify

_____

4. Applicant, Agent, and Property Owner Information

Applicant name Darrin Jolas Company Vermilion Acquisitions, LLC

Street address 121 Wacker Dr, Ste 400 City/State/Zip Chicago, IL 60601

Telephone 312-239-3536 Email darrin.jolas@vermiliondeveloment.com

Project contact person Same as above Company _____

Street address _____ City/State/Zip _____

Telephone _____ Email _____

Property owner (if not applicant) Tenney Place Development, LLC

Street address 639 S. Main St ste 103 City/State/Zip DeForest, WI 53532

Telephone _____ Email _____

DocuSign Envelope ID: 71B9DC39-5179-44B3-9D27-EB059567FDA5

URBAN DESIGN COMMISSION APPROVAL PROCESS

UDC

Introduction

The City of Madison's Urban Design Commission (UDC) has been created to:

- Encourage and promote high quality in the design of new buildings, developments, remodeling, and additions so as to maintain and improve the established standards of property values within the City.
- Foster civic pride in the beauty and nobler assets of the City, and in all other ways possible assure a functionally efficient and visually attractive City in the future.

Types of Approvals

There are three types of requests considered by the UDC:

- Informational Presentation. A request for an Informational Presentation to the UDC may be requested prior to seeking any approvals to obtain early feedback and direction before undertaking detailed design efforts. Applicants should provide details on the context of the site, design concept, site and building plans, and other relevant information to help the UDC understand the proposal and provide feedback. (Does not apply to CDR's or Signage Modification requests)
- Initial Approval. Applicants may, at their discretion, request Initial Approval of a proposal by presenting preliminary design information. As part of their review, the Commission will provide feedback on the design information that should be addressed at Final Approval stage.
- Final Approval. Applicants may request Final Approval of a proposal by presenting all final project details. Recommendations or concerns expressed by the UDC in the Initial Approval must be addressed at this time.

Presentations to the Commission

The Urban Design Commission meets virtually via Zoom, typically on the second and fourth Wednesdays of each month at 4:30 p.m. Applicant presentations are strongly encouraged, although not required. Prior to the meeting, each individual speaker is required to complete an online registration form to speak at the meeting. A link to complete the online registration will be provided by staff prior to the meeting. Please note that individual presentations will be limited to a **maximum of three (3) minutes**. The pooling of time may be utilized to provide one speaker more time to present, however the additional time will be based on the number of registrants from the applicant team, i.e. two (2) applicant registrants = six (6) minutes for one (1) speaker.

Primarily, the UDC is interested in the appearance and design quality of projects. Emphasis should be given to the site plan, landscape plan, lighting plan, building elevations, exterior building materials, color scheme, and graphics. Please note that presentation slides, in a PDF file format, are required to be submitted **the Friday before** the UDC meeting.

DocuSign Envelope ID: 71B9DC39-5179-44B3-9D27-EB059567FDA5

URBAN DESIGN DEVELOPMENT PLANS CHECKLIST UDC

The items listed below are minimum application requirements for the type of approval indicated. Please note that the UDC and/or staff may require additional information in order to have a complete understanding of the project.

1. Informational Presentation

- [X] Locator Map
- [ ] Letter of Intent (If the project is within an Urban Design District, a summary of how the development proposal addresses the district criteria is required)
- [ ] Contextual site information, including photographs and layout of adjacent buildings/structures
- [ ] Site Plan
- [ ] Two-dimensional (2D) images of proposed buildings or structures.

Providing additional information beyond these minimums may generate a greater level of feedback from the Commission.

Requirements for All Plan Sheets

1. Title block
2. Sheet number
3. North arrow
4. Scale, both written and graphic
5. Date
6. Fully dimensioned plans, scaled at 1"= 40' or larger

*** All plans must be legible, including the full-sized landscape and lighting plans (if required)*

2. Initial Approval

- [ ] Locator Map
- [ ] Letter of Intent (If the project is within a Urban Design District, a summary of how the development proposal addresses the district criteria is required)
- [ ] Contextual site information, including photographs and layout of adjacent buildings/structures
- [ ] Site Plan showing location of existing and proposed buildings, walks, drives, bike lanes, bike parking, and existing trees over 18" diameter
- [ ] Landscape Plan and Plant List (*must be legible*)
- [X] Building Elevations in **both** black & white and color for all building sides, including material and color callouts
- [ ] PD text and Letter of Intent (if applicable)

Providing additional information beyond these minimums may generate a greater level of feedback from the Commission.

3. Final Approval

All the requirements of the Initial Approval (see above), **plus**:

- [X] Grading Plan
- [X] Lighting Plan, including fixture cut sheets and photometrics plan (must be legible)
- [X] Utility/HVAC equipment location and screening details (with a rooftop plan if roof-mounted)
- [X] Site Plan showing site amenities, fencing, trash, bike parking, etc. (if applicable)
- [X] PD text and Letter of Intent (if applicable)
- [X] Samples of the exterior building materials
- [ ] Proposed sign areas and types (if applicable)

4. Signage Approval *(Comprehensive Design Review (CDR), Sign Modifications, and Sign Exceptions (per Sec. 31.043(3))*

- [ ] Locator Map
- [ ] Letter of Intent (a summary of how the proposed signage is consistent with the CDR or Signage Modifications criteria is required)
- [ ] Contextual site information, including photographs of existing signage both on site and within proximity to the project site
- [ ] Site Plan showing the location of existing signage and proposed signage, dimensioned signage setbacks, sidewalks, driveways, and right-of-ways
- [ ] Proposed signage graphics (fully dimensioned, scaled drawings, including materials and colors, and night view)
- [ ] Perspective renderings (emphasis on pedestrian/automobile scale viewsheds)
- [ ] Illustration of the proposed signage that meets Ch. 31, MGO compared to what is being requested
- [ ] Graphic of the proposed signage as it relates to what the Ch. 31, MGO would permit

DocuSign Envelope ID: 71B9DC39-5179-44B3-9D27-EB059567FDA5

5. Required Submittal Materials

☑ **Application Form**

- A completed application form is required for each UDC appearance. For projects also requiring Plan Commission approval, applicants must also have submitted an accepted application for Plan Commission consideration prior to obtaining any formal action (Initial or Final Approval) from the UDC.

☑ **Letter of Intent**

- If the project is within an Urban Design District, a summary of how the development proposal addresses the district criteria is required.
- For signage applications, a summary of how the proposed signage is consistent with the applicable Comprehensive Design Review (CDR) or Signage Modification review criteria is required.

☑ **Development Plans** (Refer to checklist on Page 4 for plan details)

☑ **Filing Fee** (Refer to Section 7 (below) for a list of application fees by request type)

☑ **Electronic Submittal**

- Complete electronic submittals must be received prior to the application deadline before an application will be scheduled for a UDC meeting. Late materials will not be accepted. All plans must be legible and scalable when reduced. Individual PDF files of each item submitted should be submitted via email to UDCapplications@cityofmadison.com. The email must include the project address, project name, and applicant name.
- Email Size Limits. Note that an individual email cannot exceed 20MB and it is the responsibility of the applicant to present files in a manner that can be accepted. Applicants who are unable to provide the materials electronically should contact the Planning Division at (608) 266-4635 for assistance.

☑ **Notification to the District Alder**

- Please provide an email to the District Alder notifying them that you are filing this UDC application. Please send this as early in the process as possible and provide a copy of that email with the submitted application.

6. Applicant Declarations

1. Prior to submitting this application, the applicant is required to discuss the proposed project with Urban Design Commission staff. This application was discussed with UDC meeting on 04/26/2023.
2. The applicant attests that all required materials are included in this submittal and understands that if any required information is not provided by the application deadline, the application will not be placed on an Urban Design Commission agenda for consideration.

Name of applicant Darrin Jolas Relationship to property Developer

Authorizing signature of property owner DocuSigned by: Mikel J Schaefer C1002D9B8C0C4A5... Date 5/11/2023

7. Application Filing Fees

Fee payments are due by the submittal date. Payments received after the submittal deadline may result in the submittal being scheduled for the next application review cycle. Fees may be paid in-person, via US Mail, or City drop box. If mailed, please mail to: *City of Madison Building Inspection, P.O. Box 2984, Madison, WI 53701-2984*. The City's drop box is located outside the Municipal Building at 215 Martin Luther King, Jr. Blvd. on the E Doty Street side of the building. Please make checks payable to *City Treasurer*, and include a completed application form or cover letter indicating the project location and applicant information with all checks mailed or submitted via the City's drop box.

Please consult the schedule below for the appropriate fee for your request:

☐ Urban Design Districts: $350 *(per §33.24(6) MGO)*.

☐ Minor Alteration in the Downtown Core District (DC) or Urban Mixed-Use District (UMX) : $150 *(per §33.24(6)(b) MGO)*

☐ Comprehensive Design Review: $500 *(per §31.041(3)(d)(1)(a) MGO)*

☐ Minor Alteration to a Comprehensive Sign Plan: $100 *(per §31.041(3)(d)(1)(c) MGO)*

☐ All other sign requests to the Urban Design Commission, including, but not limited to: appeals from the decisions of the Zoning Administrator, requests for Sign Modifications (of height, area, and setback), and additional sign code approvals: $300 *(per §31.041(3)(d)(2) MGO)*

A filing fee is not required for the following project applications if part of the combined application process involving both Urban Design Commission and Plan Commission:

— Project in the Downtown Core District (DC), Urban Mixed-Use District (UMX), or Mixed-Use Center District (MXC)

— Project in the Suburban Employment Center District (SEC), Campus Institutional District (CI), or Employment Campus District (EC)

— Planned Development (PD): General Development Plan (GDP) and/or Specific Implementation Plan (SIP)

X Planned Multi-Use Site or Residential Building Complex

May 15, 2023

To: City of Madison Urban Design Commission
Madison Municipal Building
215 Martin Luther King Jr. Blvd
Madison, Wisconsin 53703
Via email only: udcapplications@cityofmadison.com

From: Darrin Jolas, Vermilion Acquisitions, LLC
Doug Hursh, Potter Lawson, Inc.

Re: Letter of Intent for a Proposed Residential Development
Apartment Complex for 1601 & 1617 West Sherman Ave

The following is submitted together with the required materials and UDC Application for the final approval of the sites at 1601-1617 Sherman Ave. This submittal is for the review of the patio updates on building A facing Sherman Ave, the updates to the design of buildings B.1 and B.3 to be more representative of apartment buildings, and to provide more privacy and more aesthetically leasing patios and walk ups for the B.1 and B.3 buildings.

Project Team
Developer: Vermilion Development LLC
Owner: Tenney Place Development LLC
Architect: Potter Lawson, Inc.
Civil Engineer: Wyse Engineering
Landscape Architect: Figure Ground Landscaping
Arborist: Bruce Allison, Allison Tree LLC
Traffic Engineer: TADI, Inc.
Planning Consultant: Urban Assets
Architectural Preservation Consultant: Isthmus Architecture, Inc.

Overall Project Data (Three Development Lot Data Only)
Current Zoning District: Suburban Employment
Rezoning from SE to Transitional Residential – Urban 2 (TR-U2) to allow for multifamily
Demolition Permit Required
Aldermanic District 12: Prior Alder was Syed Abbas who left midway through project development
Alder Brian Benford (District 6) has provided support and guidance in Aldermanic absence
Total Building Area: 437,093 square feet
Total Units: 331
Efficiency = 78, 1 BR = 165, 2 BR = 84, 3 BR = 4
Total Parking: 400
Parking Ratio: 1.21
Enclosed Parking: 364
Surface Parking: 36

EV Vehicle Ready = 41, EV Vehicle Installed = 10
Height: 1 - 5-stories (57'6" as measured from the first-floor level)
Total Bike Stalls: 365
Bike Stalls covered: 329
Bike Stalls Surface: 36
Total Area: 306,464 sq.ft., 7.0354 ac
Density (dwelling units per acre) = 47
Usable Open Space: 73,000 sq.ft.
Impervious Area: 156,799 sq.ft.

Overall Project Overview and Design Narrative

Located at 1601 and 1617 Sherman Avenue, the project site is the current location of an office building and surface parking lot that is leased by My Choice Wisconsin. The existing building was analyzed for historic significance and adaptive reuse as a residential building and was deemed incompatible with residential development on the basis of architectural significance, column-placement/structural systems, mechanical/building systems, improper entrance, and site drainage issues impacting the neighboring properties that led to an unfavorable cost-benefit analysis on the part of the development team. The "Emerson East-Eken Park-Yahara Neighborhood Plan" was used as the guiding document for the proposed demolition of the existing structure, residential use, project density, and inclusion of neighborhood connectivity that have been embraced and included throughout this project.

The site is surrounded by existing multifamily developments (Yahara Landing and River's Edge Apartments) to the southeast, the Sherman Terrace Condominiums to the north, the community of Maple Bluff to the northwest, Filene Park and Lake Mendota to the west, and the Yahara River and Tenney Park to the south. The plan will add to these surrounding community assets by creating additional density in the form of 331 apartments and townhomes, automobile and bike parking spaces, and supportive community amenities for these new residents. The project will benefit from the soon to be implemented Metro Network Redesign with improved route frequency on Johnson Street and access to the BRT on East Washington Avenue.

The design intends to create a variety of multifamily residences ranging from studio to 3-bedrooms in size, located in five different buildings with two distinct building types.

The project will dedicate 1.53 acres of land to the City of Madison in the form of a to-be-constructed road and two (2) supporting detention basins. This road, hardscaping, landscaping and detention basins, will be constructed by the developer at the developer's expense, to the design standards of the Engineering Division, then dedicated to the City of Madison. This road is intended to provide a meaningful portion of the connectivity desired by the neighborhood and staff as identified in the aforementioned neighborhood plan.

Building A - Project Data

Current Zoning District: Suburban Employment
Rezoning from SE to Transitional Residential – Urban 2 (TR-U2) to allow for multifamily
Demolition Permit Required
Aldermanic District 12: Prior Alder was Syed Abbas who left midway through project development
Alder Brian Benford (District 6) has provided support and guidance in Aldermanic absence
Total Building Area: 234,126 square feet
Total Units: 184
    Efficiency = 51, 1 BR = 92, 2 BR = 41, 3 BR = 0
Total Parking: 208
Parking Ratio: 1.13

Enclosed Parking: 189
Surface Parking: 19
EV Vehicle Ready = 21, EV Vehicle Installed = 5
Height: 1 - 5-stories (57'6" as measured from the first-floor level)
Total Bike Stalls: 203
Bike Stalls covered: 184
Bike Stalls Surface: 19
Total Area: 100,196 sq.ft., 2.3002 ac
Density (dwelling units per acre) = 80
Usable Open Space: 34,000 sq.ft.
Impervious Area: 65,123 sq.ft.

Building A is situated along Sherman Avenue on the western side of the site. It will hold the street edge and capitalize on views of Lake Mendota, Tenney Park and southern sightlines to the Capital. This structure has responded to the neighborhood feedback and pulled the massing away from Sherman Avenue. The majority of building frontage along the Sherman Avenue will be single-story residences with individual patios and entrances to the street providing an enhanced residential character and activated streetscape. The building steps up to four and then steps back to a fifth story, which has been pushed to the rear of the building and further away from the street. The building will be wood frame construction on a concrete parking podium comprising two levels (grade level and basement). The building totals approximately 234,126 square feet located on a 2.3-acre lot.

Building A will contain:

- 184 apartments
- 189 covered parking spaces (five spaces electric-installed and 21 electric-ready)
- 19 surface parking spaces
- 203 total bike spaces

Amenities in Building A will include:

- indoor-outdoor space dedicated to fitness
- resident co-working space
- rooftop indoor-outdoor lounge space with views of Lake Mendota and Tenney Park
- entry lobby and greeting area for residents
- management office space

Residents of Buildings A will also have access to a distinct outdoor amenity in the form of the building's green roof. In addition to stormwater retention characteristics, this exterior space will provide:

- landscaped spaces
- public and private seating
- sun/shade alternatives
- recreational lawn
- outdoor grilling stations
- supportive seating for alfresco dining

<u>Building A – Sustainability</u>

Vermilion believes we have a duty to protect and preserve the unique and natural beauty of Lake Mendota, the Yahara River, Tenney Park and the surrounding area. We are committed to developing housing that thoughtfully considers the building's impact on the environment.

We will be achieving Wisconsin Green Built certification and including the following sustainable features into the development:

- Solar ready – Increased structural capacity at the roof to carry solar panels and a raceway to allow the installation of wiring between the roof-located solar panels and the electrical panels on the first floor.
- Inflation Reduction Act – Research the act to determine if it can be used to provide financial support for the inclusion of solar panels on the roof
- Exterior enclosure – Superior wall and roof insulation of greater thicknesses to achieve R-21 and R-50 respectively.
- Mechanical systems – High-efficiency furnaces (95%) and air-conditioning compressors (14 SEER) to produce more heating and cooling with less energy.
- Mechanical system controls – Smart thermostats to allow energy use to be reduced when the space is not occupied.
- Lighting systems – 100% LED light fixture in the building and site which use less energy while providing similar light levels.
- Lighting system controls – Occupancy sensors in common areas (garage, stairwells and corridors) to turn off lighting when no one is using the space.
- Energy Star appliance – 100% Energy Start appliances which are certified by the U.S. EPA as meeting strict energy-efficiency specifications.
- Low-flow plumbing fixtures – 100% low-flow and efficient plumbing fixtures throughout the building accomplish the same task using less water. A low-flow shower head uses less than 2.5 gallons per minute, a low-flow sink uses less than 1.5 gallons per minute and a low-flow toilet uses less than 1.5 gallons per flush.

<u>Building B - Project Data</u>
Current Zoning District: Suburban Employment
Rezoning from SE to Transitional Residential – Urban 2 (TR-U2) to allow for multifamily
Demolition Permit Required
Aldermanic District 12: Prior Alder was Syed Abbas who left midway through project development
Alder Brian Benford (District 6) has provided support and guidance in Aldermanic absence
Total Building Area: 38,854 square feet
Total Units: 20
Efficiency = 0, 1 BR = 0, 2 BR = 16, 3 BR = 4
Total Parking: 35
Parking Ratio: 1.75
Enclosed Parking: 35
Surface Parking: 0
EV Vehicle Ready = 4, EV Vehicle Installed = 1
Height: 2-stories (24’9” as measured from the first-floor level)
Total Bike Stalls: 22
Bike Stalls covered: 20
Bike Stalls Surface: 4
Total Area: 88,662 sq.ft., 2.0354 ac
Density (dwelling units per acre) = 10
Usable Open Space: 26,500 sq.ft.
Impervious Area: 38,636 sq.ft.

Buildings B.1, B.2, and B.3 are located east of the newly created City of Madison Road and are meant to be an attractive, townhome-style housing option that is in response to neighborhood feedback and meant to alleviate the lack of “missing middle housing” in Madison. The three buildings combine for a total of 20

townhome-style residences with 35 private indoor parking spaces. These two-story structures offer some of the larger units within the development.

Residents of Buildings B.1, B.2, and B.3 will enjoy surface-level outdoor amenities including:

- community gardens
- individual patios on either the front or rear of each unit
- walk-up entrances
- individually enclosed parking spaces
- close proximity to the pet run-and-relief field

The scale of these buildings is designed to blend seamlessly with the condominiums to the north and apartment buildings to the east.

Buildings B1, B2 and B3 – Sustainability

Vermilion believes we have a duty to protect and preserve the unique and natural beauty of Lake Mendota, the Yahara River, Tenney Park and the surrounding area. We are committed to developing housing that thoughtfully considers the building's impact on the environment.

We will be achieving Wisconsin Green Built certification and including the following sustainable features into the development:

- Solar ready – Increased structural capacity at the roof to carry solar panels and a raceway to allow the installation of wiring between the roof-located solar panels and the electrical panels on the first floor.
- Inflation Reduction Act – Research the act to determine if it can be used to provide financial support for the inclusion of solar panels on the roof
- Exterior enclosure – Superior wall and roof insulation of greater thicknesses to achieve R-21 and R-50 respectively.
- Mechanical systems – High-efficiency furnaces (95%) and air-conditioning compressors (14 SEER) to produce more heating and cooling with less energy.
- Mechanical system controls – Smart thermostats to allow energy use to be reduced when the space is not occupied.
- Lighting systems – 100% LED light fixture in the building and site which use less energy while providing similar light levels.
- Energy Star appliance – 100% Energy Start appliances which are certified by the U.S. EPA as meeting strict energy-efficiency specifications.
- Low-flow plumbing fixtures – 100% low-flow and efficient plumbing fixtures throughout the building accomplish the same task using less water. A low-flow shower head uses less than 2.5 gallons per minute, a low-flow sink uses less than 1.5 gallons per minute and a low-flow toilet uses less than 1.5 gallons per flush.

Building C - Project Data

Current Zoning District: Suburban Employment
Rezoning from SE to Transitional Residential – Urban 2 (TR-U2) to allow for multifamily
Demolition Permit Required
Aldermanic District 12: Prior Alder was Syed Abbas who left midway through project development
Alder Brian Benford (District 6) has provided support and guidance in Aldermanic absence
Total Building Area: 164,113 square feet

Total Units: 127
Efficiency = 27, 1 BR = 73, 2 BR = 27, 3 BR = 0
Total Parking: 157
Parking Ratio: 1.24
Enclosed Parking: 140
Surface Parking: 17
EV Vehicle Ready = 16, EV Vehicle Installed = 4
Height: 1 - 5-stories (57'6" as measured from the first-floor level)
Total Bike Stalls: 140
Bike Stalls covered: 127
Bike Stalls Surface: 13
Total Area: 117,605 sq.ft., 2.6998 ac
Density (dwelling units per acre) = 47
Usable Open Space: 12,500 sq.ft.
Impervious Area: 53,040 sq.ft.

Building C is oriented along the southern property line toward the east and will have tremendous views of Tenney Park and the Capitol building in the distance.
Building C will be a five-story structure including:

- 127 apartments
- 140 enclosed parking spaces (four spaces electric-installed and 16 electric-ready)
- 17 surface parking spaces
- 140 total bike spaces

Amenities in Building C will be similar to Building A including:

- indoor-outdoor space dedicated to fitness
- resident co-working space
- rooftop indoor-outdoor lounge space with views of the Capitol and Tenney Park
- entry lobby and greeting area for residents

Residents of Buildings C will also have access to a distinct outdoor amenity in the form of the building's green roof. In addition to stormwater retention characteristics, this exterior space will provide:

- landscaped spaces
- public and private seating
- sun/shade alternatives
- recreational lawn
- outdoor grilling stations
- supportive seating for alfresco dining

<u>Building C – Sustainability</u>

Vermilion believes we have a duty to protect and preserve the unique and natural beauty of Lake Mendota, the Yahara River, Tenney Park and the surrounding area. We are committed to developing housing that thoughtfully considers the building's impact on the environment.

We will be achieving Wisconsin Green Built certification and including the following sustainable features into the development:

- Solar ready – Increased structural capacity at the roof to carry solar panels and a raceway to allow the installation of wiring between the roof-located solar panels and the electrical panels on the first floor.

- Inflation Reduction Act – Research the act to determine if it can be used to provide financial support for the inclusion of solar panels on the roof
- Exterior enclosure – Superior wall and roof insulation of greater thicknesses to achieve R-21 and R-50 respectively.
- Mechanical systems – High-efficiency furnaces (95%) and air-conditioning compressors (14 SEER) to produce more heating and cooling with less energy.
- Mechanical system controls – Smart thermostats to allow energy use to be reduced when the space is not occupied.
- Lighting systems – 100% LED light fixture in the building and site which use less energy while providing similar light levels.
- Lighting system controls – Occupancy sensors in common areas (garage, stairwells and corridors) to turn off lighting when no one is using the space.
- Energy Star appliance – 100% Energy Start appliances which are certified by the U.S. EPA as meeting strict energy-efficiency specifications.
- Low-flow plumbing fixtures – 100% low-flow and efficient plumbing fixtures throughout the building accomplish the same task using less water. A low-flow shower head uses less than 2.5 gallons per minute, a low-flow sink uses less than 1.5 gallons per minute and a low-flow toilet uses less than 1.5 gallons per flush.

Site Amenities and Unique Features

The project has incorporated numerous site amenities for the benefit of the residents living within the project and also taken a sensitive approach to those that will visit Tenney Park, Filene Park and the Yahara River.

Onsite Amenities:

- Assortment of community gardens created in two distinct locations to express their creativity through planning and nurturing plants and crops
- Fully enclosed, run-and-relief field for animals to enjoy the outdoors and each other
- Substantial landscaping to help the project fit into the park-like setting
- Maintain green buffer along the northern property line as requested by neighbors, Sherman Terrace
- Maintain green buffer along the southern property line shared with the City of Madison to screen the views of the project from Tenney Park and the Yahara River

Stormwater Management

Our project will greatly increase the stormwater protection to this site and the surrounding property through detention of stormwater runoff to match existing conditions up to the 200-year storm event. Our project will include:

- Two (2) substantial green roofs that help mitigate storm water runoff
- Bioretention basins
- Stormwater features to intercept stormwater prior to offsite discharge

Management and Operating Agreement

The developer is currently in conversation with two local property management companies, both with substantial experience managing similar sized projects and larger. The staffing model for this project includes six full-time employees including building manager, leasing agents, and maintenance team. We plan to have a property management team in-place approximately six months prior to first resident move-ins.

Neighborhood Presentations

The project was presented at two aldermanic hosted neighborhood meetings:

- October 10, 2022
- December 8, 2022

The development team held the following additional meetings:

- Tenney-Lapham Transportation and Safety meeting – November 17, 2022
- Sherman Terrace Neighborhood meeting – November 30, 2022

Proposed Project Schedule

To-date

- DAT meeting: June 24, 2022 (completed)
- Preapplication meeting: September 28, 2022 (completed)
- Neighborhood meeting #1: October 10, 2022
- Urban Design Information meeting: October 26, 2022
- Tenney-Lapham Transportation and Safety meeting: November 17, 2022
- Sherman Terrace Neighborhood meeting: November 30, 2022
- Neighborhood meeting #2: December 8, 2022
- Land Use Submittal: January 17, 2023

Upcoming

- Urban Design Commission: March 2023
- Plan Commission: March 2023
- Common Council: March 2023
- Construction commencement: September 2023
- Construction completion: February 2026

Thank you for your consideration, we look forward to your feedback following your review of this submittal. Please contact any member of the development team if you have any questions regarding this submittal.

Kind regards,

DocuSigned by:

0D259FB093DE4DC...

Darrin Jolas
Vermilion Acquisitions LLC
(773) 914-7740
darrin@vermiliondevelopment.com

1617 SHERMAN AVE BLDG B.1 AND B.3

VERMILION
1617 SHERMAN AVE
MADISON, WI 53704

2022.21.02

Project Status: UDC FINAL

Drawing Index

C = Issued for Construction
B = Issued for Bidding
R = Issued for Reference Only

DWG #	DRAWING TITLE
GENERAL	
CD01	COVER DRAWING
CIVIL	
C100	CIVIL SITE PLAN
LANDSCAPE ARCHITECTURE	
L100	LANDSCAPE PLAN
L101	PLANTING SCHEDULES AND LANDSCAPE WORKSHEET
ARCHITECTURAL	
A101B.1	BUILDING B.1 FLOOR PLANS
A101B.3	BUILDING B.3 FLOOR PLANS
A103	ROOF PLANS
A201B.1	BUILDING B.1 ELEVATIONS - COLOR
A201B.3	BUILDING B.3 ELEVATIONS - COLOR
A202B.1	BUILDING B.1 ELEVATIONS - B/W
A202B.3	BUILDING B.3 ELEVATIONS - B/W
SUPPLEMENTAL	
G002	BUILDING MATERIALS
G003	BUILDING A RENDER
G004	BUILDING C RENDER
G005	BUILDING B.1 RENDER
G006	BUILDING B.3 RENDER





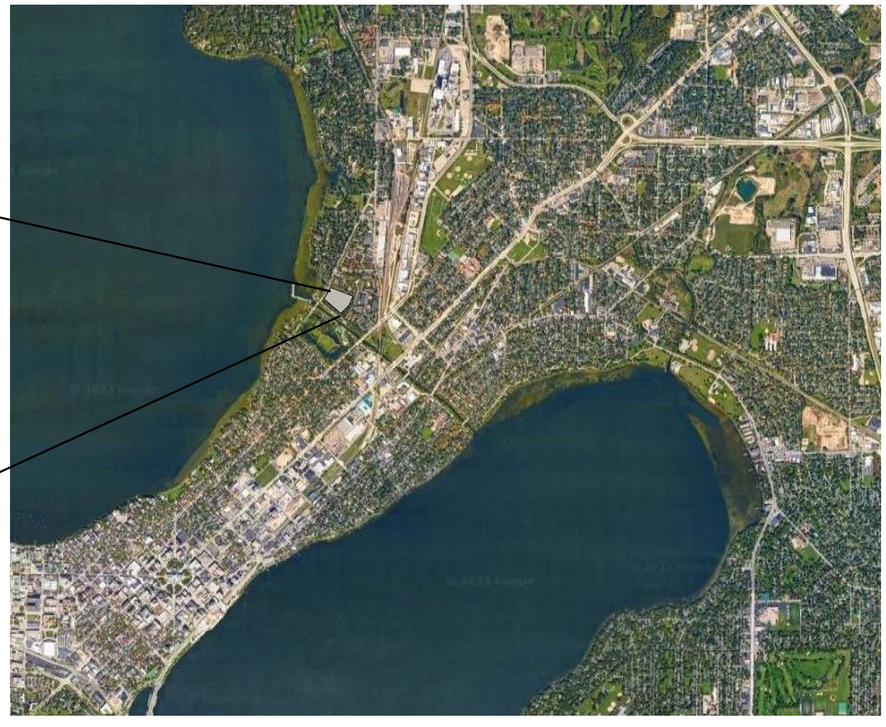

Potter Lawson
Success by Design

Architect:
749 University Row Suite 300
Madison, WI 53705
608-274-2741

PRELIMINARY
NOT FOR CONSTRUCTION

1617 SHERMAN AVE BLDG B.1 AND B.3
VERMILION

1617 SHERMAN AVE
MADISON, WI 53704

2022.21.02

DATE	ISSUANCE/REVISIONS
05/31/2023	URBAN DESIGN COMMISSION FINAL

COVER DRAWING

CD01

5/15/2023 10:35:49 AM

©2022 Potter Lawson, Inc.

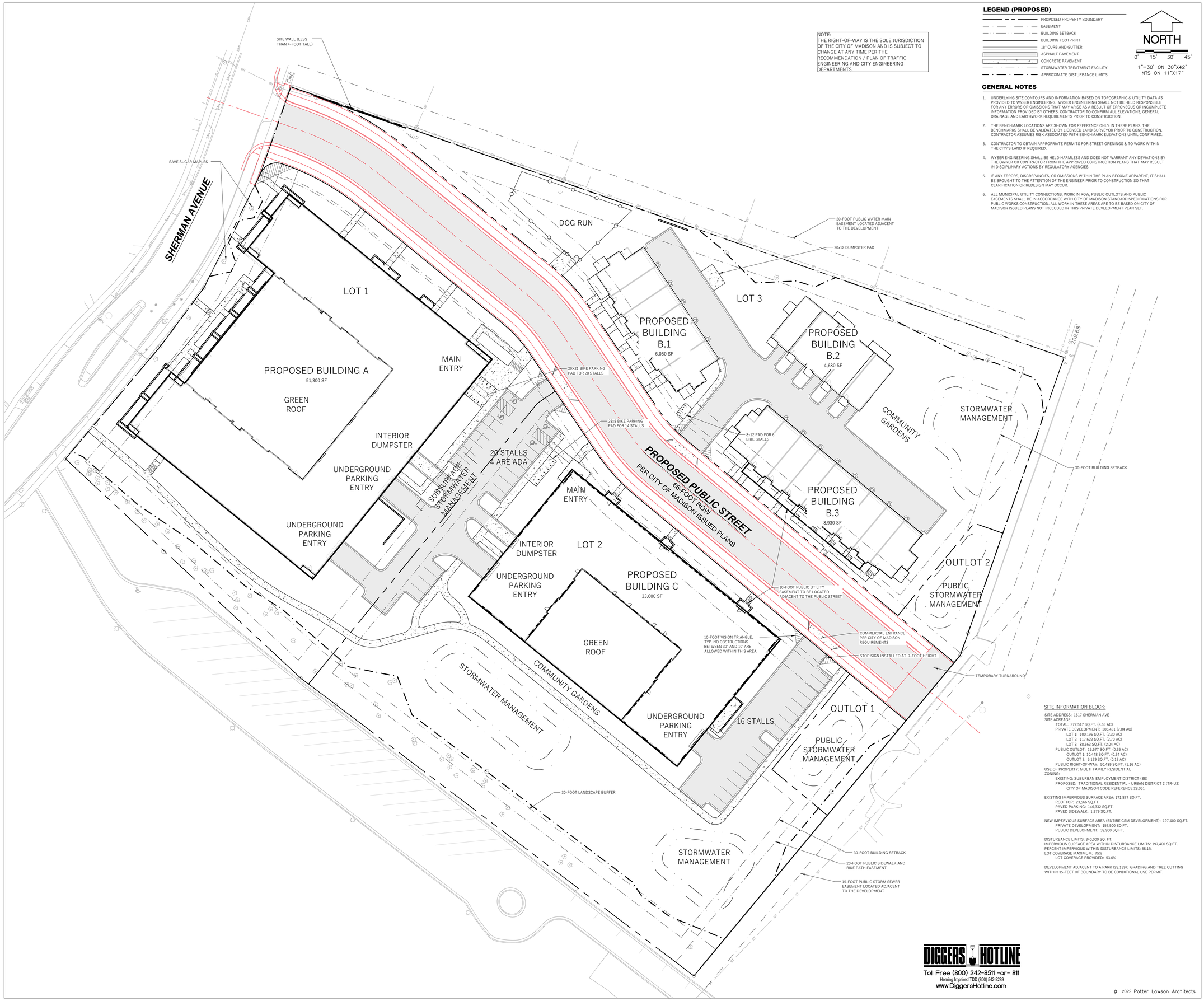

NOTE:
THE RIGHT-OF-WAY IS THE SOLE JURISDICTION OF THE CITY OF MADISON AND IS SUBJECT TO CHANGE AT ANY TIME PER THE RECOMMENDATION / PLAN OF TRAFFIC ENGINEERING AND CITY ENGINEERING DEPARTMENTS.

LEGEND (PROPOSED)

- PROPOSED PROPERTY BOUNDARY
- EASEMENT
- BUILDING SETBACK
- BUILDING FOOTPRINT
- 18" CURB AND GUTTER
- ASPHALT PAVEMENT
- CONCRETE PAVEMENT
- STORMWATER TREATMENT FACILITY
- APPROXIMATE DISTURBANCE LIMITS

NORTH
0' 15' 30' 45'
1"=30' ON 30"X42"
NTS ON 11"X17"

GENERAL NOTES

1. UNDERLYING SITE CONTOURS AND INFORMATION BASED ON TOPOGRAPHIC & UTILITY DATA AS PROVIDED TO WYSER ENGINEERING. WYSER ENGINEERING SHALL NOT BE HELD RESPONSIBLE FOR ANY ERRORS OR OMISSIONS THAT MAY ARISE AS A RESULT OF ERRONEOUS OR INCOMPLETE INFORMATION PROVIDED BY OTHERS. CONTRACTOR TO CONFIRM ALL ELEVATIONS, GENERAL DRAINAGE AND EARTHWORK REQUIREMENTS PRIOR TO CONSTRUCTION.
2. THE BENCHMARK LOCATIONS ARE SHOWN FOR REFERENCE ONLY IN THESE PLANS. THE BENCHMARKS SHALL BE VALIDATED BY LICENSED LAND SURVEYOR PRIOR TO CONSTRUCTION. CONTRACTOR ASSUMES RISK ASSOCIATED WITH BENCHMARK ELEVATIONS UNTIL CONFIRMED.
3. CONTRACTOR TO OBTAIN APPROPRIATE PERMITS FOR STREET OPENINGS & TO WORK WITHIN THE CITY'S LAND IF REQUIRED.
4. WYSER ENGINEERING SHALL BE HELD HARMLESS AND DOES NOT WARRANT ANY DEVIATIONS BY THE OWNER OR CONTRACTOR FROM THE APPROVED CONSTRUCTION PLANS THAT MAY RESULT IN DISCIPLINARY ACTIONS BY REGULATORY AGENCIES.
5. IF ANY ERRORS, DISCREPANCIES, OR OMISSIONS WITHIN THE PLAN BECOME APPARENT, IT SHALL BE BROUGHT TO THE ATTENTION OF THE ENGINEER PRIOR TO CONSTRUCTION SO THAT CLARIFICATION OR REDESIGN MAY OCCUR.
6. ALL MUNICIPAL UTILITY CONNECTIONS, WORK IN ROW, PUBLIC OUTLOTS AND PUBLIC EASEMENTS SHALL BE IN ACCORDANCE WITH CITY OF MADISON STANDARD SPECIFICATIONS FOR PUBLIC WORKS CONSTRUCTION. ALL WORK IN THESE AREAS ARE TO BE BASED ON CITY OF MADISON ISSUED PLANS NOT INCLUDED IN THIS PRIVATE DEVELOPMENT PLAN SET.

SITE INFORMATION BLOCK:

SITE ADDRESS: 1617 SHERMAN AVE
SITE ACREAGE:
- TOTAL: 372,547 SQ.FT. (8.55 AC)
- PRIVATE DEVELOPMENT: 306,481 (7.04 AC)
  - LOT 1: 100,196 SQ.FT. (2.30 AC)
  - LOT 2: 117,622 SQ.FT. (2.70 AC)
  - LOT 3: 88,663 SQ.FT. (2.04 AC)
- PUBLIC OUTLOT: 15,577 SQ.FT. (0.36 AC)
  - OUTLOT 1: 10,448 SQ.FT. (0.24 AC)
  - OUTLOT 2: 5,129 SQ.FT. (0.12 AC)
- PUBLIC RIGHT-OF-WAY: 50,489 SQ.FT. (1.16 AC)

USE OF PROPERTY: MULTI FAMILY RESIDENTIAL
ZONING:
- EXISTING: SUBURBAN EMPLOYMENT DISTRICT (SE)
- PROPOSED: TRADITIONAL RESIDENTIAL - URBAN DISTRICT 2 (TR-U2) CITY OF MADISON CODE REFERENCE 28.051

EXISTING IMPERVIOUS SURFACE AREA: 171,877 SQ.FT.
- ROOFTOP: 23,566 SQ.FT.
- PAVED PARKING: 146,332 SQ.FT.
- PAVED SIDEWALK: 1,979 SQ.FT.

NEW IMPERVIOUS SURFACE AREA (ENTIRE CSM DEVELOPMENT): 197,400 SQ.FT.
- PRIVATE DEVELOPMENT: 157,500 SQ.FT.
- PUBLIC DEVELOPMENT: 39,900 SQ.FT.

DISTURBANCE LIMITS: 340,000 SQ. FT.
IMPERVIOUS SURFACE AREA WITHIN DISTURBANCE LIMITS: 197,400 SQ.FT.
PERCENT IMPERVIOUS WITHIN DISTURBANCE LIMITS: 58.1%
LOT COVERAGE MAXIMUM: 75%
- LOT COVERAGE PROVIDED: 53.0%

DEVELOPMENT ADJACENT TO A PARK (28.139): GRADING AND TREE CUTTING WITHIN 35-FEET OF BOUNDARY TO BE CONDITIONAL USE PERMIT.

DIGGERS HOTLINE
Toll Free (800) 242-8511 -or- 811
Hearing Impaired TDD (800) 542-2289
www.DiggersHotline.com

© 2022 Potter Lawson Architects

Potter Lawson
Success by Design

WYSER ENGINEERING

PRELIMINARY
NOT FOR CONSTRUCTION

1617 SHERMAN AVE
VERMILION

1617 SHERMAN AVE
MADISON, WI 53704

2022.21.00

Date	Issuance/Revisions	Symbol
05/31/2023	URBAN DESIGN COMMISSION FINAL	

SITE PLAN

C100

File: W:\2021\210956_PU - 1617 Sherman Ave, Madison\DWG\22-0956_Civil Design.dwg Layout: Site Plan User: Dan Plotted: May 15, 2023 - 10:26am

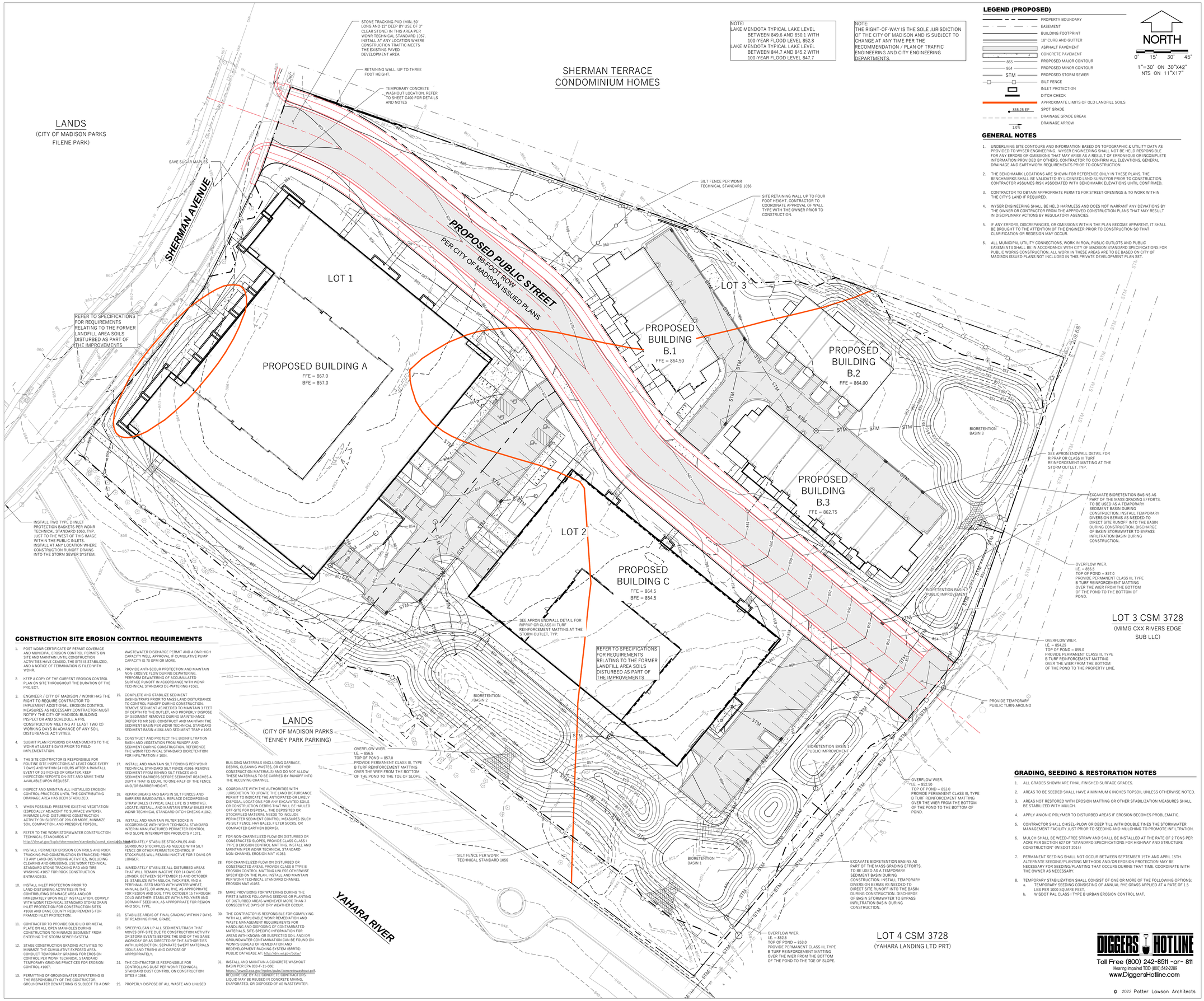

NOTE:
LAKE MENDOTA TYPICAL LAKE LEVEL
BETWEEN 849.6 AND 850.1 WITH
100-YEAR FLOOD LEVEL 852.8
LAKE MENDOTA TYPICAL LAKE LEVEL
BETWEEN 844.7 AND 845.2 WITH
100-YEAR FLOOD LEVEL 847.7

NOTE:
THE RIGHT-OF-WAY IS THE SOLE JURISDICTION OF THE CITY OF MADISON AND IS SUBJECT TO CHANGE AT ANY TIME PER THE RECOMMENDATION / PLAN OF TRAFFIC ENGINEERING AND CITY ENGINEERING DEPARTMENTS.

LEGEND (PROPOSED)

- PROPERTY BOUNDARY
- EASEMENT
- BUILDING FOOTPRINT
- 18" CURB AND GUTTER
- ASPHALT PAVEMENT
- CONCRETE PAVEMENT
- 865 — PROPOSED MAJOR CONTOUR
- 864 — PROPOSED MINOR CONTOUR
- STM — PROPOSED STORM SEWER
- SILT FENCE
- INLET PROTECTION
- DITCH CHECK
- APPROXIMATE LIMITS OF OLD LANDFILL SOILS
- 865.25 EP — SPOT GRADE
- DRAINAGE GRADE BREAK
- 1.0% — DRAINAGE ARROW

NORTH
0' 15' 30' 45'
1"=30' ON 30"X42"
NTS ON 11"X17"

GENERAL NOTES

1. UNDERLYING SITE CONTOURS AND INFORMATION BASED ON TOPOGRAPHIC & UTILITY DATA AS PROVIDED TO WYSER ENGINEERING. WYSER ENGINEERING SHALL NOT BE HELD RESPONSIBLE FOR ANY ERRORS OR OMISSIONS THAT MAY ARISE AS A RESULT OF ERRONEOUS OR INCOMPLETE INFORMATION PROVIDED BY OTHERS. CONTRACTOR TO CONFIRM ALL ELEVATIONS, GENERAL DRAINAGE AND EARTHWORK REQUIREMENTS PRIOR TO CONSTRUCTION.
2. THE BENCHMARK LOCATIONS ARE SHOWN FOR REFERENCE ONLY IN THESE PLANS. THE BENCHMARKS SHALL BE VALIDATED BY LICENSED LAND SURVEYOR PRIOR TO CONSTRUCTION. CONTRACTOR ASSUMES RISK ASSOCIATED WITH BENCHMARK ELEVATIONS UNTIL CONFIRMED.
3. CONTRACTOR TO OBTAIN APPROPRIATE PERMITS FOR STREET OPENINGS & TO WORK WITHIN THE CITY'S LAND IF REQUIRED.
4. WYSER ENGINEERING SHALL BE HELD HARMLESS AND DOES NOT WARRANT ANY DEVIATIONS BY THE OWNER OR CONTRACTOR FROM THE APPROVED CONSTRUCTION PLANS THAT MAY RESULT IN DISCIPLINARY ACTIONS BY REGULATORY AGENCIES.
5. IF ANY ERRORS, DISCREPANCIES, OR OMISSIONS WITHIN THE PLAN BECOME APPARENT, IT SHALL BE BROUGHT TO THE ATTENTION OF THE ENGINEER PRIOR TO CONSTRUCTION SO THAT CLARIFICATION OR REDESIGN MAY OCCUR.
6. ALL MUNICIPAL UTILITY CONNECTIONS, WORK IN ROW, PUBLIC OUTLOTS AND PUBLIC EASEMENTS SHALL BE IN ACCORDANCE WITH CITY OF MADISON STANDARD SPECIFICATIONS FOR PUBLIC WORKS CONSTRUCTION. ALL WORK IN THESE AREAS ARE TO BE BASED ON CITY OF MADISON ISSUED PLANS NOT INCLUDED IN THIS PRIVATE DEVELOPMENT PLAN SET.

CONSTRUCTION SITE EROSION CONTROL REQUIREMENTS

1. POST WDNR CERTIFICATE OF PERMIT COVERAGE AND MUNICIPAL EROSION CONTROL PERMITS ON SITE AND MAINTAIN UNTIL CONSTRUCTION ACTIVITIES HAVE CEASED, THE SITE IS STABILIZED, AND A NOTICE OF TERMINATION IS FILED WITH WDNR.
2. KEEP A COPY OF THE CURRENT EROSION CONTROL PLAN ON SITE THROUGHOUT THE DURATION OF THE PROJECT.
3. ENGINEER / CITY OF MADISON / WDNR HAS THE RIGHT TO REQUIRE CONTRACTOR TO IMPLEMENT ADDITIONAL EROSION CONTROL MEASURES AS NECESSARY. CONTRACTOR MUST NOTIFY THE CITY OF MADISON BUILDING INSPECTOR AND SCHEDULE A PRE CONSTRUCTION MEETING AT LEAST TWO (2) WORKING DAYS IN ADVANCE OF ANY SOIL DISTURBANCE ACTIVITIES.
4. SUBMIT PLAN REVISIONS OR AMENDMENTS TO THE WDNR AT LEAST 5 DAYS PRIOR TO FIELD IMPLEMENTATION.
5. THE SITE CONTRACTOR IS RESPONSIBLE FOR ROUTINE SITE INSPECTIONS AT LEAST ONCE EVERY 7 DAYS AND WITHIN 24 HOURS AFTER A RAINFALL EVENT OF 0.5 INCHES OR GREATER. KEEP INSPECTION REPORTS ON-SITE AND MAKE THEM AVAILABLE UPON REQUEST.
6. INSPECT AND MAINTAIN ALL INSTALLED EROSION CONTROL PRACTICES UNTIL THE CONTRIBUTING DRAINAGE AREA HAS BEEN STABILIZED.
7. WHEN POSSIBLE: PRESERVE EXISTING VEGETATION (ESPECIALLY ADJACENT TO SURFACE WATERS), MINIMIZE LAND-DISTURBING CONSTRUCTION ACTIVITY ON SLOPES OF 20% OR MORE, MINIMIZE SOIL COMPACTION, AND PRESERVE TOPSOIL.
8. REFER TO THE WDNR STORMWATER CONSTRUCTION TECHNICAL STANDARDS AT http://dnr.wi.gov/topic/stormwater/standards/const_standards.html
9. INSTALL PERIMETER EROSION CONTROLS AND ROCK TRACKING PAD CONSTRUCTION ENTRANCE(S) PRIOR TO ANY LAND-DISTURBING ACTIVITIES, INCLUDING CLEARING AND GRUBBING. USE WDNR TECHNICAL STANDARD STONE TRACKING PAD AND TIRE WASHING #1057 FOR ROCK CONSTRUCTION ENTRANCE(S).
10. INSTALL INLET PROTECTION PRIOR TO LAND-DISTURBING ACTIVITIES IN THE CONTRIBUTING DRAINAGE AREA AND/OR IMMEDIATELY UPON INLET INSTALLATION. COMPLY WITH WDNR TECHNICAL STANDARD STORM DRAIN INLET PROTECTION FOR CONSTRUCTION SITES #1060 AND DANE COUNTY REQUIREMENTS FOR FRAMED INLET PROTECTION.
11. CONTRACTOR TO PROVIDE SOLID LID OR METAL PLATE ON ALL OPEN MANHOLES DURING CONSTRUCTION TO MINIMIZE SEDIMENT FROM ENTERING THE STORM SEWER SYSTEM.
12. STAGE CONSTRUCTION GRADING ACTIVITIES TO MINIMIZE THE CUMULATIVE EXPOSED AREA. CONDUCT TEMPORARY GRADING FOR EROSION CONTROL PER WDNR TECHNICAL STANDARD - TEMPORARY GRADING PRACTICES FOR EROSION CONTROL #1067.
13. PERMITTING OF GROUNDWATER DEWATERING IS THE RESPONSIBILITY OF THE CONTRACTOR. GROUNDWATER DEWATERING IS SUBJECT TO A DNR WASTEWATER DISCHARGE PERMIT AND A DNR HIGH CAPACITY WELL APPROVAL IF CUMULATIVE PUMP CAPACITY IS 70 GPM OR MORE.
14. PROVIDE ANTI-SCOUR PROTECTION AND MAINTAIN NON-EROSIVE FLOW DURING DEWATERING. PERFORM DEWATERING OF ACCUMULATED SURFACE RUNOFF IN ACCORDANCE WITH WDNR TECHNICAL STANDARD DE-WATERING #1061.
15. COMPLETE AND STABILIZE SEDIMENT BASINS/TRAPS PRIOR TO MASS LAND DISTURBANCE TO CONTROL RUNOFF DURING CONSTRUCTION. REMOVE SEDIMENT AS NEEDED TO MAINTAIN 3 FEET OF DEPTH TO THE OUTLET, AND PROPERLY DISPOSE OF SEDIMENT REMOVED DURING MAINTENANCE (REFER TO NR 528). CONSTRUCT AND MAINTAIN THE SEDIMENT BASIN PER WDNR TECHNICAL STANDARD SEDIMENT BASIN #1064 AND SEDIMENT TRAP # 1063.
16. CONSTRUCT AND PROTECT THE BIOINFILTRATION BASIN AND VEGETATION FROM RUNOFF AND SEDIMENT DURING CONSTRUCTION. REFERENCE THE WDNR TECHNICAL STANDARD BIORETENTION FOR INFILTRATION # 1004.
17. INSTALL AND MAINTAIN SILT FENCING PER WDNR TECHNICAL STANDARD SILT FENCE #1056. REMOVE SEDIMENT FROM BEHIND SILT FENCES AND SEDIMENT BARRIERS BEFORE SEDIMENT REACHES A DEPTH THAT IS EQUAL TO ONE-HALF OF THE FENCE AND/OR BARRIER HEIGHT.
18. REPAIR BREAKS AND GAPS IN SILT FENCES AND BARRIERS IMMEDIATELY. REPLACE DECOMPOSING STRAW BALES (TYPICAL BALE LIFE IS 3 MONTHS). LOCATE, INSTALL, AND MAINTAIN STRAW BALES PER WDNR TECHNICAL STANDARD DITCH CHECKS #1062.
19. INSTALL AND MAINTAIN FILTER SOCKS IN ACCORDANCE WITH WDNR TECHNICAL STANDARD INTERIM MANUFACTURED PERIMETER CONTROL AND SLOPE INTERRUPTION PRODUCTS # 1071.
20. IMMEDIATELY STABILIZE STOCKPILES AND SURROUND STOCKPILES AS NEEDED WITH SILT FENCE OR OTHER PERIMETER CONTROL. IF STOCKPILES WILL REMAIN INACTIVE FOR 7 DAYS OR LONGER.
21. IMMEDIATELY STABILIZE ALL DISTURBED AREAS THAT WILL REMAIN INACTIVE FOR 14 DAYS OR LONGER. BETWEEN SEPTEMBER 15 AND OCTOBER 15: STABILIZE WITH MULCH, TACKIFIER, AND A PERENNIAL SEED MIXED WITH WINTER WHEAT, ANNUAL OATS, OR ANNUAL RYE, AS APPROPRIATE FOR REGION AND SOIL TYPE. OCTOBER 15 THROUGH COLD WEATHER: STABILIZE WITH A POLYMER AND DORMANT SEED MIX, AS APPROPRIATE FOR REGION AND SOIL TYPE.
22. STABILIZE AREAS OF FINAL GRADING WITHIN 7 DAYS OF REACHING FINAL GRADE.
23. SWEEP/CLEAN UP ALL SEDIMENT/TRASH THAT MOVES OFF-SITE DUE TO CONSTRUCTION ACTIVITY OR STORM EVENTS BEFORE THE END OF THE SAME WORKDAY OR AS DIRECTED BY THE AUTHORITIES WITH JURISDICTION. SEPARATE SWEPT MATERIALS (SOILS AND TRASH) AND DISPOSE OF APPROPRIATELY.
24. THE CONTRACTOR IS RESPONSIBLE FOR CONTROLLING DUST PER WDNR TECHNICAL STANDARD DUST CONTROL ON CONSTRUCTION SITES # 1068.
25. PROPERLY DISPOSE OF ALL WASTE AND UNUSED BUILDING MATERIALS (INCLUDING GARBAGE, DEBRIS, CLEANING WASTES, OR OTHER CONSTRUCTION MATERIALS) AND DO NOT ALLOW THESE MATERIALS TO BE CARRIED BY RUNOFF INTO THE RECEIVING CHANNEL.
26. COORDINATE WITH THE AUTHORITIES WITH JURISDICTION TO UPDATE THE LAND DISTURBANCE PERMIT TO INDICATE THE ANTICIPATED OR LIKELY DISPOSAL LOCATIONS FOR ANY EXCAVATED SOILS OR CONSTRUCTION DEBRIS THAT WILL BE HAULED OFF-SITE FOR DISPOSAL. THE DEPOSITED OR STOCKPILED MATERIAL NEEDS TO INCLUDE PERIMETER SEDIMENT CONTROL MEASURES (SUCH AS SILT FENCE, HAY BALES, FILTER SOCKS, OR COMPACTED EARTHEN BERMS).
27. FOR NON-CHANNELIZED FLOW ON DISTURBED OR CONSTRUCTED SLOPES, PROVIDE CLASS I TYPE B EROSION CONTROL MATTING. INSTALL AND MAINTAIN PER WDNR TECHNICAL STANDARD NON-CHANNEL EROSION MAT #1052.
28. FOR CHANNELIZED FLOW ON DISTURBED OR CONSTRUCTED AREAS, PROVIDE CLASS II TYPE B EROSION CONTROL MATTING UNLESS OTHERWISE SPECIFIED ON THE PLAN. INSTALL AND MAINTAIN PER WDNR TECHNICAL STANDARD CHANNEL EROSION MAT #1053.
29. MAKE PROVISIONS FOR WATERING DURING THE FIRST 8 WEEKS FOLLOWING SEEDING OR PLANTING OF DISTURBED AREAS WHENEVER MORE THAN 7 CONSECUTIVE DAYS OF DRY WEATHER OCCUR.
30. THE CONTRACTOR IS RESPONSIBLE FOR COMPLYING WITH ALL APPLICABLE WDNR REMEDIATION AND WASTE MANAGEMENT REQUIREMENTS FOR HANDLING AND DISPOSING OF CONTAMINATED MATERIALS. SITE-SPECIFIC INFORMATION FOR AREAS WITH KNOWN OR SUSPECTED SOIL AND/OR GROUNDWATER CONTAMINATION CAN BE FOUND ON WDNR'S BUREAU OF REMEDIATION AND REDEVELOPMENT TRACKING SYSTEM (BRRTS) PUBLIC DATABASE AT: http://dnr.wi.gov/botw/
31. INSTALL AND MAINTAIN A CONCRETE WASHOUT BASIN PER EPA 833-F-11-006: https://www3.epa.gov/npdes/pubs/concretewashout.pdf. REQUIRE USE BY ALL CONCRETE CONTRACTORS. LIQUID MAY BE REUSED IN CONCRETE MIXING, EVAPORATED, OR DISPOSED OF AS WASTEWATER.

GRADING, SEEDING & RESTORATION NOTES

1. ALL GRADES SHOWN ARE FINAL FINISHED SURFACE GRADES.
2. AREAS TO BE SEEDED SHALL HAVE A MINIMUM 6 INCHES TOPSOIL UNLESS OTHERWISE NOTED.
3. AREAS NOT RESTORED WITH EROSION MATTING OR OTHER STABILIZATION MEASURES SHALL BE STABILIZED WITH MULCH.
4. APPLY ANIONIC POLYMER TO DISTURBED AREAS IF EROSION BECOMES PROBLEMATIC.
5. CONTRACTOR SHALL CHISEL-PLOW OR DEEP TILL WITH DOUBLE TINES THE STORMWATER MANAGEMENT FACILITY JUST PRIOR TO SEEDING AND MULCHING TO PROMOTE INFILTRATION.
6. MULCH SHALL BE WEED-FREE STRAW AND SHALL BE INSTALLED AT THE RATE OF 2 TONS PER ACRE PER SECTION 627 OF "STANDARD SPECIFICATIONS FOR HIGHWAY AND STRUCTURE CONSTRUCTION" (WISDOT 2014)
7. PERMANENT SEEDING SHALL NOT OCCUR BETWEEN SEPTEMBER 15TH AND APRIL 15TH. ALTERNATE SEEDING/PLANTING METHODS AND/OR EROSION PROTECTION MAY BE NECESSARY FOR SEEDING/PLANTING THAT OCCURS DURING THAT TIME. COORDINATE WITH THE OWNER AS NECESSARY.
8. TEMPORARY STABILIZATION SHALL CONSIST OF ONE OR MORE OF THE FOLLOWING OPTIONS:
   a. TEMPORARY SEEDING CONSISTING OF ANNUAL RYE GRASS APPLIED AT A RATE OF 1.5 LBS PER 1000 SQUARE FEET,
   b. WISDOT PAL CLASS I TYPE B URBAN EROSION CONTROL MAT.

DIGGERS HOTLINE
Toll Free (800) 242-8511 -or- 811
Hearing Impaired TDD (800) 542-2289
www.DiggersHotline.com

© 2022 Potter Lawson Architects

Potter Lawson
Success by Design

WYSER ENGINEERING

PRELIMINARY
NOT FOR CONSTRUCTION

1617 SHERMAN AVE
VERMILION

1617 SHERMAN AVE
MADISON, WI 53704

2022.21.00

Date	Issuance/Revisions	Symbol
05/17/2023	SITE PLAN REVIEW	

GRADING PLAN

C200

File: W:\2022\2201956_PU – 1617 Sherman Ave, Madison\DWG\22-0956_Civil Design.dwg Layout: Grading Plan User: Don Plotted: May 16, 2023 – 2:32pm



1 SITE PLANTING PLAN
SCALE: 1"=30'-0"

0 30' 60'
1" = 30'-0"

NORTH

LEGEND:

- PROPERTY LINE
- EXISTING TREES
- EXISTING TREES (UNDISTURBED)
- PROPOSED STREET TREES
- EXISTING VEGETATION (UNDISTURBED)
- PROPOSED NATIVE MESIC MIX (SEED)
- PROPOSED BIO-RETENTION MIX (PLUGS)
- PROPOSED SHOVEL CUT EDGING.
- EXISTING CONTOURS (858)
- PROPOSED CONTOURS (858)

NOTES:

1. SEE SHEET L102 FOR LANDSCAPING ON 2ND FLOOR GREEN ROOFS.
2. SEE CIVIL DRAWINGS FOR SITE LAYOUT, GRADING, UTILITIES AND STORMWATER MANAGEMENT.
3. SEE L101 FOR PLANT LIST, QUANTITIES AND LANDSCAPE WORKSHEET.
4. ALL LAWN AREAS SHALL BE SEEDED WITH NO-MOW GRASS MIX.
5. ALL DISTURBED AREAS OUTSIDE OF SHRUB BEDS AND BIO-RETENTION AREAS SHALL BE SEEDED WITH NO-MOW GRASS MIX.
6. ALL PLANT BEDS SHALL RECIEVE 3" OF SHREDDED HARDWOOD BARK MULCH.
7. LOCATION AND SPECIES OF PROPOSED STREET TREES SHALL BE DETERMINED BY THE CITY FORESTER, (608) 266-4816.

- DRIP IRRIGATION SYSTEM SHALL BE INSTALLED FOR 2ND STORY GREEN ROOF PLANTINGS.

Potter Lawson
Success by Design

FIGUREGROUND
jporter@figureground-design.com
608-345-5101

PRELIMINARY
NOT FOR CONSTRUCTION

1617 SHERMAN AVE BLDG A
VERMILION

1617 SHERMAN AVE
MADISON, WI 53704

2022.21.00

DATE	ISSUANCE/REVISIONS	
01/17/2023	LAND-USE APPLICATION	
01/30/2023	LAND-USE APPLICATION - SUPPLEMENTAL INFO	1
04/26/2023	URBAN DESIGN COMMISSION	
05/31/2023	URBAN DESIGN COMMISSION FINAL	

LANDSCAPE PLAN

L100

1/10/2023 11:26:29 AM

©2022 Potter Lawson, Inc.

PLANT SCHEDULE BUILDING A

EVERGREEN TREES	CODE	BOTANICAL / COMMON NAME	SIZE	STOCK	HEIGHT	WI NATIVE STATUS	QTY
	JSP	Juniperus chinensis 'J.N. Select Blue' Star Power Juniper	See Height	B&B	8'	ADAPTIVE	6
ORNAMENTAL TREES	**CODE**	**BOTANICAL / COMMON NAME**	**SIZE**	**STOCK**	**HEIGHT**	**WI NATIVE STATUS**	**QTY**
	CCF	Carpinus caroliniana `J.N. Upright' Firespire Musclewood	Multi-Stem	B&B	8'	WI NATIVE CULTIVAR	5
	CWK	Crataegus viridis 'Winter King' Winter King Hawthorn	2.5" Cal.	B&B	10'	ADAPTIVE	1
OVERSTORY DECIDUOUS TREES	**CODE**	**BOTANICAL / COMMON NAME**	**SIZE**	**STOCK**	**HEIGHT**	**WI NATIVE STATUS**	**QTY**
	GD	Gleditsia triacanthos inermis 'Draves' Street Keeper® Honey Locust	3" Cal.	B&B	18'	ADAPTIVE	7
	OV	Ostrya virginiana Ironwood	3" Cal.	B&B	12'	WI NATIVE	5
	UXM	Ulmus x 'Morton' Accolade™ Elm	3" Cal.	B&B	18'	ADAPTIVE	4
DECIDUOUS SHRUBS	**CODE**	**BOTANICAL / COMMON NAME**	**SIZE**	**STOCK**	**HEIGHT**	**WI NATIVE STATUS**	**QTY**
	Aib	Aronia melanocarpa 'Morton' Iroquois Beauty™ Black Chokeberry	#3	Container	24"	WI NATIVE CULTIVAR	9
	Dlc	Diervilla lonicera `Copper' Copper Low Bush Honeysuckle	#3	Container	18"	WI NATIVE CULTIVAR	42
	Dms	Diervilla lonicera `Michigan Sunset' Michigan Sunset Honeysuckle	#3	Container	24"	WI NATIVE CULTIVAR	23
	Fxm	Forsythia x `Meadowlark' Meadowlark Forsythia	#5	Container	48"	ADAPTIVE	2
	Rgl	Rhus aromatica `Gro-Low' Gro-Low Fragrant Sumac	#3	Container	18"	WI NATIVE CULTIVAR	30
	Sfp	Spiraea fritschiana 'J.N. Select A' Pink-a-licious™ Fritch Spirea	#3	Container	24"	ADAPTIVE	20
	Sjg	Spiraea japonica 'Goldmound' Goldmound Japanese Spirea	#3	Container	24"	ADAPTIVE	22
	Smk	Syringa patula 'Miss Kim' Miss Kim Korean Lilac	#5	Container	36"	ADAPTIVE	19
	Vrs	Viburnum dentatum 'Ralph Senior' Autumn Jazz Viburnum	#5	Container	36"	ADAPTIVE	4
EVERGREEN SHRUBS	**CODE**	**BOTANICAL / COMMON NAME**	**SIZE**	**STOCK**	**HEIGHT**	**WI NATIVE STATUS**	**QTY**
	Jpk	Juniperus chinensis `Pfiteriana Kallay' Kallay`s Compact Pfitzer Juniper	#5	Container	18"	ADAPTIVE	11
	Jsg	Juniperus x pfitzeriana 'Sea Green' Sea Green Pfitzer Juniper	#5	Container	30"	ADAPTIVE	3
	Tmt	Taxus x media `Tauntonii' Tauton Yew	#5	Container	24"	ADAPTIVE	17
GRASSES & SEDGES	**CODE**	**BOTANICAL / COMMON NAME**	**SIZE**	**STOCK**	**HEIGHT**	**WI NATIVE STATUS**	**QTY**
	mml	Miscanthus sinensis 'Morning Light' Morning Light Eulalia Grass	#1	Container	N/A	ADAPTIVE	32
	msg	Miscanthus sinensis `Gracillimus' Gracillimus Eulalia Grass	#1	Container	N/A	ADAPTIVE	7
HERBACEOUS PERENNIALS	**CODE**	**BOTANICAL / COMMON NAME**	**SIZE**	**STOCK**	**HEIGHT**	**WI NATIVE STATUS**	**QTY**
	gbv	Geranium macrorrhizum `Beven`s Variety' Beven`s Variety Geranium	#1	Container	N/A	ADAPTIVE	29
	hhr	Hemerocallis x `Happy Returns` Happy Returns Daylily	#1	Container	N/A	ADAPTIVE	21
	hxg	Hosta x `Guacamole` Guacamole Hosta	#1	Container	N/A	ADAPTIVE	5

BIORETENTION PLANTINGS		
Forbs and legumes:		
Common Name	**Botanical Name**	**Quantity**
Red Milkweed	*Asclepias incarnata*	819
New England Aster	*Aster novae-angliae*	819
White False Indigo	*Baptisia lactea*	819
Joe Pye Weed	*Eupatorium maculatum*	819
Boneset	*Eupatorium perfoliatum*	819
Ox Eye Sunflower	*Heliopsis helianthoides*	819
Blue Flag Iris	*Iris versicolor*	819
Prairie Blazing Star	*Liatris pycnostachya*	819
Great Blue Lobelia	*Lobelia siphilitica*	819
Bergamot	*Monarda fistulosa*	819
Smooth Penstemon	*Penstemon digitalis*	819
Yellow Coneflower	*Ratibida pinnata*	819
Sweet Black Eyed Susan	*Rudbeckia subtomentosa*	819
Stiff Goldenrod	*Solidago rigida*	819
Blue Vervain	*Verbena hastata*	819
Culver's Root	*Veronicastrum virginicum*	819
Grasses, Rushes and Sedges:		
Common Name	**Botanical Name**	**Quantity**
Bluejoint Grass	*Calamagrostis canadensis*	819
Canada Wild Rye	*Elymus canadensis*	819
Virginia Wild Rye	*Elymus virginicus*	819
Bebb's Sedge	*Carex bebbii*	819
Fox Sedge	*Carex vulpinoidea*	819
Common Rush	*Juncus effusus*	819

Note: Bioretention plugs shall be planted 12" O.C.
15,686 SF @ 12" O.C. = 18,039 plugs.

City of Madison, WI Landscape Worksheet - 1617 Sherman Avenue			
1/17/2023			
Zoning: Traditional Residential - Urban District 2 (TR-U2)			
Lots	**Developed Area (SF)**	**Landscape Points Required**	**Landscape Points Achieved**
Building 'A'	39,386	656	2,124
Building 'B'	64,104	1,068	1,568
Building 'C'	63,536	1,059	1,850
Total	167,026	**2,784**	**5,542**

PLANT SCHEDULE BUILDING B

EVERGREEN TREES	CODE	BOTANICAL / COMMON NAME	SIZE	STOCK	HEIGHT	WI NATIVE STATUS	QTY
	JSP	Juniperus chinensis 'J.N. Select Blue' Star Power Juniper	See Height	B&B	8'	ADAPTIVE	2
	PGD	Picea glauca 'Densata' Black Hills Spruce	See Height	B&B	12'	WI NATIVE CULTIVAR	1
	TOW	Thuja occidentalis x plicata `Wintergreen' Wintergreen Arborvitae	See Height	B&B	10'	WI NATIVE CULTIVAR	3
ORNAMENTAL TREES	**CODE**	**BOTANICAL / COMMON NAME**	**SIZE**	**STOCK**	**HEIGHT**	**WI NATIVE STATUS**	**QTY**
	CCG	Crataegus crus-galli var. inermis Thornless Cockspur Hawthorn	Multi-Stem	B&B	10'	WI NATIVE CULTIVAR	1
	PPF	Prunus sargentii `JFS-KW58' Pink Flair® Sargent Cherry	3" Cal.	B&B	10'	ADAPTIVE	3
OVERSTORY DECIDUOUS TREES	**CODE**	**BOTANICAL / COMMON NAME**	**SIZE**	**STOCK**	**HEIGHT**	**WI NATIVE STATUS**	**QTY**
	GP	Ginkgo biloba 'Princeton Sentry' Princeton Sentry Maidenhair Tree	3" Cal.	B&B	14'	ADAPTIVE	10
	GTS	Gleditsia triacanthos inermis `Skycole' TM Skyline Thornless Honey Locust	3" Cal.	B&B	18'	ADAPTIVE	1
	PG	Populus grandidentata Largetooth Aspen	See Height	Bare Root	8'	WI NATIVE	36
	QM	Quercus macrocarpa Burr Oak	3" Cal.	B&B	18'	WI NATIVE	2
DECIDUOUS SHRUBS	**CODE**	**BOTANICAL / COMMON NAME**	**SIZE**	**STOCK**	**HEIGHT**	**WI NATIVE STATUS**	**QTY**
	Cac	Cornus sericea 'Alleman's Compact' Alleman's Compact Dogwood	#3	Container	36"	WI NATIVE CULTIVAR	24
	Dlc	Diervilla lonicera `Copper' Copper Low Bush Honeysuckle	#3	Container	18"	WI NATIVE CULTIVAR	7
	Dms	Diervilla lonicera `Michigan Sunset' Michigan Sunset Honeysuckle	#3	Container	24"	WI NATIVE CULTIVAR	24
	Fxm	Forsythia x `Meadowlark' Meadowlark Forsythia	#5	Container	48"	ADAPTIVE	1
	Rgl	Rhus aromatica `Gro-Low' Gro-Low Fragrant Sumac	#3	Container	18"	WI NATIVE CULTIVAR	22
	Rg	Rhus glabra Smooth Sumac	#5	Container	48"	WI NATIVE	35
	Rt	Rhus typhina Staghorn Sumac	#5	Container	48"	WI NATIVE	24
	Sjg	Spiraea japonica 'Goldmound' Goldmound Japanese Spirea	#3	Container	24"	ADAPTIVE	18
	Smp	Syringa meyeri 'Palibin' Dwarf Korean Lilac	#5	Container	36"	ADAPTIVE	15
	Vrs	Viburnum dentatum 'Ralph Senior' Autumn Jazz Viburnum	#5	Container	36"	ADAPTIVE	12
	Vdr	Viburnum dentatum `Rastzam' Raspberry Tart Viburnum	#5	Container	36"	ADAPTIVE	3
EVERGREEN SHRUBS	**CODE**	**BOTANICAL / COMMON NAME**	**SIZE**	**STOCK**	**HEIGHT**	**WI NATIVE STATUS**	**QTY**
	Jpk	Juniperus chinensis `Pfiteriana Kallay' Kallay`s Compact Pfitzer Juniper	#5	Container	18"	ADAPTIVE	22
	Jsg	Juniperus x pfitzeriana 'Sea Green' Sea Green Pfitzer Juniper	#5	Container	30"	ADAPTIVE	3
	Tob	Thuja occidentalis 'Bobozam' Mr. Bowling Ball® Arborvitae	#5	Container	18"	ADAPTIVE	47
	Tbj	Thuja occidentalis `BailJohn` TM Technito Arborvitae	5 gal.	Container	48" Height	WI NATIVE CULTIVAR	2
GRASSES & SEDGES	**CODE**	**BOTANICAL / COMMON NAME**	**SIZE**	**STOCK**	**HEIGHT**	**WI NATIVE STATUS**	**QTY**
	ckf	Calamagrostis x acutiflora `Karl Foerster' Feather Reed Grass	1 gal.	Container	N/A	ADAPTIVE	13
	mml	Miscanthus sinensis 'Morning Light' Morning Light Eulalia Grass	#1	Container	N/A	ADAPTIVE	43
	msg	Miscanthus sinensis `Gracillimus' Gracillimus Eulalia Grass	#1	Container	N/A	ADAPTIVE	38
HERBACEOUS PERENNIALS	**CODE**	**BOTANICAL / COMMON NAME**	**SIZE**	**STOCK**	**HEIGHT**	**WI NATIVE STATUS**	**QTY**
	gbv	Geranium macrorrhizum `Beven`s Variety' Beven`s Variety Geranium	#1	Container	N/A	ADAPTIVE	5
	hhr	Hemerocallis x `Happy Returns` Happy Returns Daylily	#1	Container	N/A	ADAPTIVE	7

Development Frontage Landscaping (1) overstory deciduous tree and (5) shrubs /30 LF *(2) ornamental trees or (2) evergreen trees may be used in place of (1) overstory deciduous tree	**Frontage (LF)**	**Overstory Trees Required**	**Overstory Trees Proposed/Existing**	**Shrubs Required**	**Shrubs Proposed/Existing**
BUILDING A					
Sherman Avenue	**250**	**8**	**8**	**42**	**64**
			[(6) overstory trees and (4) ornamental trees]		
Proposed Public Street	**250**	**8**	**9**	**42**	**78**
			[(5) overstory trees and (8) ornamental trees]		
BUILDING B					
Proposed Public Street	**321**	**11**	**11**	**53**	**75**
			[(7) overstory trees and (8) ornamental trees]		
BUILDING C					
Proposed Public Street	**239**	**8**	**8**	**40**	**43**
			[(6) overstory trees and (4) ornamental trees]		

***Interior Parking Lot Landscaping (for lots with 20 or more parking spaces) - N/A**
(No surface parking lots with 20 or more parking spaces)

PLANT SCHEDULE BUILDING C

EVERGREEN TREES	CODE	BOTANICAL / COMMON NAME	SIZE	STOCK	HEIGHT	WI NATIVE STATUS	QTY
	JSP	Juniperus chinensis 'J.N. Select Blue' Star Power Juniper	See Height	B&B	8'	ADAPTIVE	2
ORNAMENTAL TREES	**CODE**	**BOTANICAL / COMMON NAME**	**SIZE**	**STOCK**	**HEIGHT**	**WI NATIVE STATUS**	**QTY**
	CCF	Carpinus caroliniana `J.N. Upright' Firespire Musclewood	Multi-Stem	B&B	8'	WI NATIVE CULTIVAR	5
	CWK	Crataegus viridis 'Winter King' Winter King Hawthorn	2.5" Cal.	B&B	10'	ADAPTIVE	1
OVERSTORY DECIDUOUS TREES	**CODE**	**BOTANICAL / COMMON NAME**	**SIZE**	**STOCK**	**HEIGHT**	**WI NATIVE STATUS**	**QTY**
	GP	Ginkgo biloba 'Princeton Sentry' Princeton Sentry Maidenhair Tree	3" Cal.	B&B	14'	ADAPTIVE	3
	GD	Gleditsia triacanthos inermis 'Draves' Street Keeper® Honey Locust	3" Cal.	B&B	18'	ADAPTIVE	3
	OV	Ostrya virginiana Ironwood	3" Cal.	B&B	12'	WI NATIVE	6
	PG	Populus grandidentata Largetooth Aspen	See Height	Bare Root	8'	WI NATIVE	10
	QM	Quercus macrocarpa Burr Oak	3" Cal.	B&B	18'	WI NATIVE	3
	UXM	Ulmus x 'Morton' Accolade™ Elm	3" Cal.	B&B	18'	ADAPTIVE	5
DECIDUOUS SHRUBS	**CODE**	**BOTANICAL / COMMON NAME**	**SIZE**	**STOCK**	**HEIGHT**	**WI NATIVE STATUS**	**QTY**
	Aib	Aronia melanocarpa 'Morton' Iroquois Beauty™ Black Chokeberry	#3	Container	24"	WI NATIVE CULTIVAR	8
	Crt	Cornus sericea Red Twig Dogwood	#3	Container	36"	WI NATIVE	11
	Csf	Cornus sericea 'Flaviramea' Yellow Twig Dogwood	#3	Container	36"	WI NATIVE CULTIVAR	7
	Dlc	Diervilla lonicera `Copper' Copper Low Bush Honeysuckle	#3	Container	18"	WI NATIVE CULTIVAR	28
	Dms	Diervilla lonicera `Michigan Sunset' Michigan Sunset Honeysuckle	#3	Container	24"	WI NATIVE CULTIVAR	13
	Fxm	Forsythia x `Meadowlark' Meadowlark Forsythia	#5	Container	48"	ADAPTIVE	3
	Rgl	Rhus aromatica `Gro-Low' Gro-Low Fragrant Sumac	#3	Container	18"	WI NATIVE CULTIVAR	13
	Rg	Rhus glabra Smooth Sumac	#5	Container	48"	WI NATIVE	18
	Rt	Rhus typhina Staghorn Sumac	#5	Container	48"	WI NATIVE	22
	Sfp	Spiraea fritschiana 'J.N. Select A' Pink-a-licious™ Fritch Spirea	#3	Container	24"	ADAPTIVE	8
	Sjg	Spiraea japonica 'Goldmound' Goldmound Japanese Spirea	#3	Container	24"	ADAPTIVE	4
	Vrs	Viburnum dentatum 'Ralph Senior' Autumn Jazz Viburnum	#5	Container	36"	ADAPTIVE	1
EVERGREEN SHRUBS	**CODE**	**BOTANICAL / COMMON NAME**	**SIZE**	**STOCK**	**HEIGHT**	**WI NATIVE STATUS**	**QTY**
	Jpk	Juniperus chinensis `Pfiteriana Kallay' Kallay`s Compact Pfitzer Juniper	#5	Container	18"	ADAPTIVE	3
	Jsg	Juniperus x pfitzeriana 'Sea Green' Sea Green Pfitzer Juniper	#5	Container	30"	ADAPTIVE	4
	Tmt	Taxus x media `Tauntonii' Tauton Yew	#5	Container	24"	ADAPTIVE	29
GRASSES & SEDGES	**CODE**	**BOTANICAL / COMMON NAME**	**SIZE**	**STOCK**	**HEIGHT**	**WI NATIVE STATUS**	**QTY**
	ckf	Calamagrostis x acutiflora `Karl Foerster' Feather Reed Grass	1 gal.	Container	N/A	ADAPTIVE	9
	pvs	Panicum virgatum `Shenandoah' Switch Grass	1 gal.	Container	N/A	WI NATIVE CULTIVAR	9
HERBACEOUS PERENNIALS	**CODE**	**BOTANICAL / COMMON NAME**	**SIZE**	**STOCK**	**HEIGHT**	**WI NATIVE STATUS**	**QTY**
							8

BUILDING A			
Plant Type/Element	**Points**	**Quantity**	**Points Achieved**
Overstory deciduous trees	35	16	560
Tall evergreen trees	35	7	245
Ornamental trees	15	13	195
Upright evergreen shrubs	10	0	0
Shrubs, deciduous	3	194	582
Shrubs, evergreen	4	50	200
Ornamental grasses/perennials	2	59	118
Decorative fencing/wall	4/LF	0	0
Existing specimen tree	14/cal. inch	224	224
Landscape furniture (public)	5/seat	0	0
Total Points Achieved			**2,124**
BUILDING B			
Plant Type/Element	**Points**	**Quantity**	**Points Achieved**
Overstory deciduous trees	35	14	490
Tall evergreen trees	35	5	175
Ornamental trees	15	7	105
Upright evergreen shrubs	10	0	0
Shrubs, deciduous	3	152	456
Shrubs, evergreen	4	60	240
Ornamental grasses/perennials	2	51	102
Decorative fencing/wall	4/LF	0	0
Existing specimen tree	14/cal. inch	0	0
Landscape furniture (public)	5/seat	0	0
Total			**1,568**
BUILDING C			
Plant Type/Element	**Points**	**Quantity**	**Points Achieved**
Overstory deciduous trees	35	32	1120
Tall evergreen trees	35	2	70
Ornamental trees	15	6	90
Upright evergreen shrubs	10	0	0
Shrubs, deciduous	3	110	330
Shrubs, evergreen	4	33	132
Ornamental grasses/perennials	2	54	108
Decorative fencing/wall	4/LF	0	0
Existing specimen tree	14/cal. inch	0	0
Landscape furniture (public)	5/seat	0	0
Total			**1,850**

Potter Lawson
Success by Design

FIGUREGROUND
jporter@figureground-design.com
608-345-5101

PRELIMINARY
NOT FOR CONSTRUCTION

1617 SHERMAN AVE BLDG A
VERMILION

1617 SHERMAN AVE
MADISON, WI 53704

2022.21.00

DATE	ISSUANCE/REVISIONS	⚠
01/17/2023	LAND-USE APPLICATION	
01/30/2023	LAND-USE APPLICATION - SUPPLEMENTAL INFO	1
04/26/2023	URBAN DESIGN COMMISSION	
05/31/2023	URBAN DESIGN COMMISSION FINAL	

PLANTING SCHEDULES AND LANDSCAPE WORKSHEET

L101

1/10/2023 11:28:29 AM

©2022 Potter Lawson, Inc.

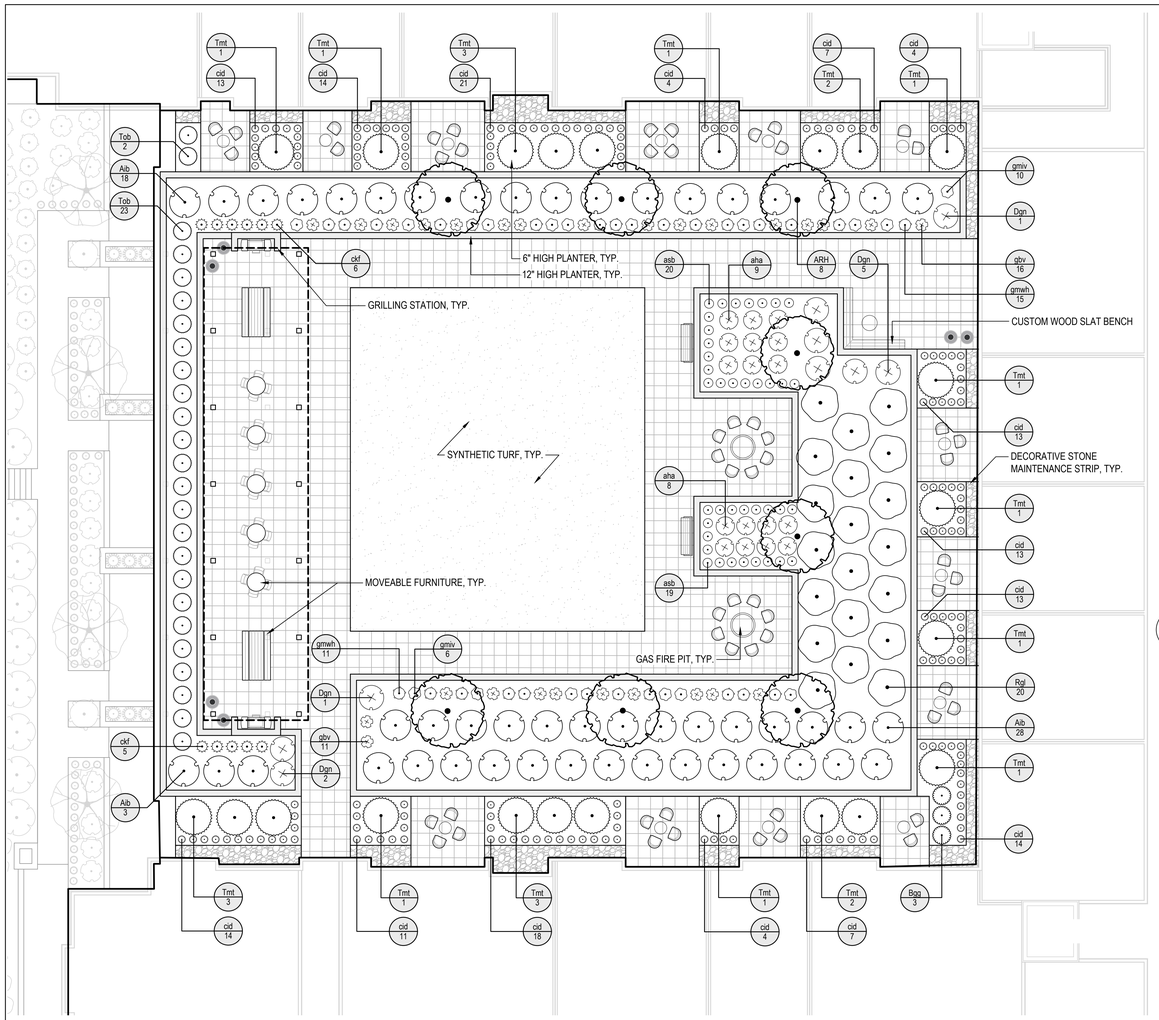

1 BLDG. A - 2ND FLOOR PLANTING PLAN

SCALE: 1"=10'-0"

0 10' 20'

1" = 10'-0"

PLANT SCHEDULE BLDG A - 2ND FLOOR

ORNAMENTAL TREES	CODE	BOTANICAL / COMMON NAME	SIZE	STOCK	HEIGHT	WI NATIVE STATUS	QTY
	ARH	Amelanchier x grandiflora 'Robin Hill' Robin Hill Serviceberry	2" Cal.	B&B	10' Height	WI NATIVE CULTIVAR	8
DECIDUOUS SHRUBS	**CODE**	**BOTANICAL / COMMON NAME**	**SIZE**	**STOCK**	**HEIGHT**	**WI NATIVE STATUS**	**QTY**
	Aib	Aronia melanocarpa 'Morton' Iroquois Beauty™ Black Chokeberry	#3	Container	24"	WI NATIVE CULTIVAR	49
	Dgn	Deutzia gracilis 'Nikko' Nikko Deutzia	3 gal.	Container	18"	ADAPTIVE	9
	Rgl	Rhus aromatica 'Gro-Low' Gro-Low Fragrant Sumac	#3	Container	18"	WI NATIVE CULTIVAR	20
EVERGREEN SHRUBS	**CODE**	**BOTANICAL / COMMON NAME**	**SIZE**	**STOCK**	**HEIGHT**	**WI NATIVE STATUS**	**QTY**
	Bgg	Buxus x 'Green Gem' Green Gem Boxwood	3 gal.	Container	24"	ADAPTIVE	3
	Tmt	Taxus x media 'Tauntonii' Tauton Yew	#5	Container	24"	ADAPTIVE	23
	Tob	Thuja occidentalis 'Bobozam' Mr. Bowling Ball® Arborvitae	#5	Container	18"	ADAPTIVE	25
GRASSES & SEDGES	**CODE**	**BOTANICAL / COMMON NAME**	**SIZE**	**STOCK**	**HEIGHT**	**WI NATIVE STATUS**	**QTY**
	ckf	Calamagrostis x acutiflora 'Karl Foerster' Feather Reed Grass	1 gal.	Container	N/A	ADAPTIVE	11
	cid	Carex x 'Ice Dance' Ice Dance Sedge	#SP4	Flat	N/A	ADAPTIVE	170
HERBACEOUS PERENNIALS	**CODE**	**BOTANICAL / COMMON NAME**	**SIZE**	**STOCK**	**HEIGHT**	**WI NATIVE STATUS**	**QTY**
	asb	Allium tanguticum 'Summer Beauty' Summer Beauty Allium	#1	Container	N/A	ADAPTIVE	39
	aha	Amsonia hubrichtii 'Halfway to Arkansas' Halfway to Arkansas Bluestar	#1	Container	N/A	WI NATIVE CULTIVAR	17
	gbv	Geranium macrorrhizum 'Beven's Variety' Beven's Variety Geranium	#1	Container	N/A	ADAPTIVE	27
	gmiv	Geranium macrorrhizum 'Ingwersen's Variety' Ingwersen's Variety Geranium	#1	Container	N/A	ADAPTIVE	16
	gmwh	Geranium macrorrhizum 'White Ness' White Ness Geranium	#1	Container	N/A	ADAPTIVE	26

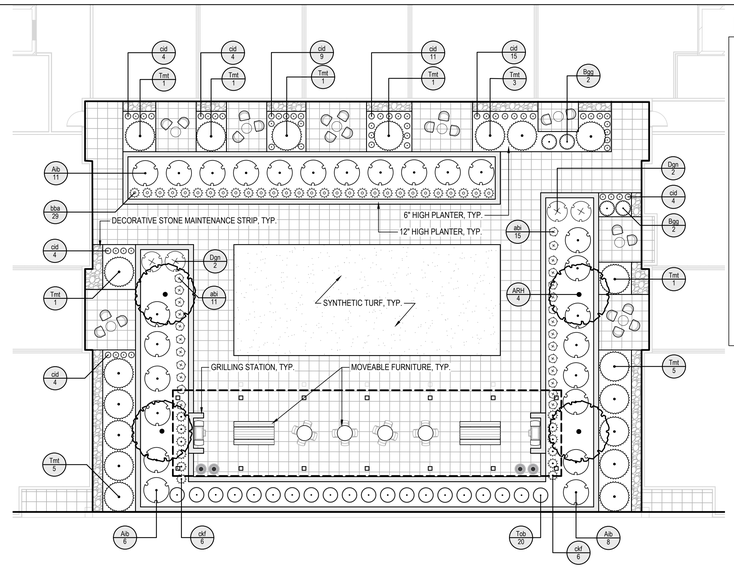

2 BLDG. C - 2ND FLOOR PLANTING PLAN

SCALE: 1"=10'-0"

0 10' 20'

1" = 10'-0"

PLANT SCHEDULE BLDG C - 2ND FLOOR

ORNAMENTAL TREES	CODE	BOTANICAL / COMMON NAME	SIZE	STOCK	HEIGHT	WI NATIVE STATUS	QTY
	ARH	Amelanchier x grandiflora 'Robin Hill' Robin Hill Serviceberry	2" Cal.	B&B	10' Height	WI NATIVE CULTIVAR	4
DECIDUOUS SHRUBS	**CODE**	**BOTANICAL / COMMON NAME**	**SIZE**	**STOCK**	**HEIGHT**	**WI NATIVE STATUS**	**QTY**
	Aib	Aronia melanocarpa 'Morton' Iroquois Beauty™ Black Chokeberry	#3	Container	24"	WI NATIVE CULTIVAR	25
	Dgn	Deutzia gracilis 'Nikko' Nikko Deutzia	3 gal.	Container	18"	ADAPTIVE	4
EVERGREEN SHRUBS	**CODE**	**BOTANICAL / COMMON NAME**	**SIZE**	**STOCK**	**HEIGHT**	**WI NATIVE STATUS**	**QTY**
	Bgg	Buxus x 'Green Gem' Green Gem Boxwood	3 gal.	Container	24"	ADAPTIVE	4
	Tmt	Taxus x media 'Tauntonii' Tauton Yew	#5	Container	24"	ADAPTIVE	19
	Tob	Thuja occidentalis 'Bobozam' Mr. Bowling Ball® Arborvitae	#5	Container	18"	ADAPTIVE	20
GRASSES & SEDGES	**CODE**	**BOTANICAL / COMMON NAME**	**SIZE**	**STOCK**	**HEIGHT**	**WI NATIVE STATUS**	**QTY**
	bba	Bouteloua gracilis 'Blonde Ambition' Blonde Ambition Blue Grama	#1	Container	N/A	WI NATIVE CULTIVAR	29
	ckf	Calamagrostis x acutiflora 'Karl Foerster' Feather Reed Grass	1 gal.	Container	N/A	ADAPTIVE	12
	cid	Carex x 'Ice Dance' Ice Dance Sedge	#SP4	Flat	N/A	ADAPTIVE	55

LEGEND:

PROPOSED PATIO AREAS (PAVERS ON PEDESTAL SYSTEM)

PROPOSED SYNTHETIC TURF PLAY/FLEX AREAS

PROPOSED FURNITURE:
- MOVEABLE TABLES AND CHAIRS
- PICNIC TABLES
- WASTE RECEPTACLES
- GRILLING STATIONS
- GAS FIRE PIT

NOTES:
1. DRIP IRRIGATION SYSTEM SHALL BE INSTALLED FOR ALL GREEN ROOF PLANTINGS.
2. SOIL DEPTH VARIES (18" FOR SHRUBS AND PERENNIALS AND 30" FOR TREES). SOIL PROFILE EXTENDS BELOW FFE/WEARING SURFACE.

NORTH

Potter Lawson
Success by Design

FIGUREGROUND
jporter@figureground-design.com
608-345-5101

PRELIMINARY
NOT FOR CONSTRUCTION

1617 SHERMAN AVE BLDG A
VERMILION

1617 SHERMAN AVE
MADISON, WI 53704

2022.21.00

DATE	ISSUANCE/REVISIONS	⚠
05/17/2023	SITE PLAN REVIEW	

2ND FLOOR PLANTING PLANS

L102

1/10/2023 11:28:29 AM

©2022 Potter Lawson, Inc.

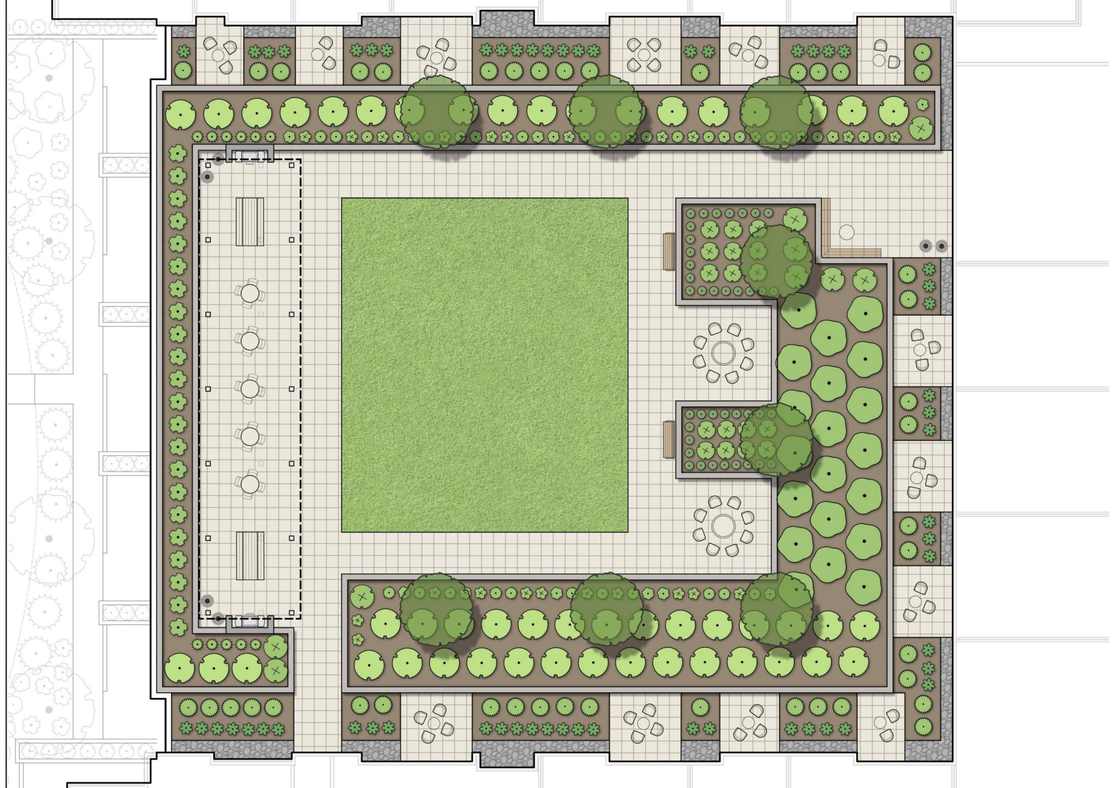

1 BLDG. A - 2ND FLOOR PLANTING PLAN
SCALE: 1"=10'-0"

0 10' 20'
1" = 10'-0"

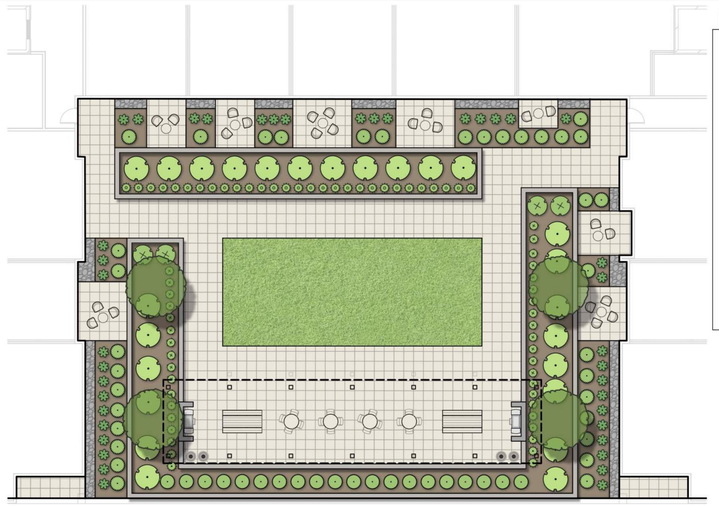

2 BLDG. C - 2ND FLOOR PLANTING PLAN
SCALE: 1"=10'-0"

0 10' 20'
1" = 10'-0"

LEGEND:

PROPOSED PATIO AREAS
(PAVERS ON PEDESTAL SYSTEM)

PROPOSED SYNTHETIC TURF
PLAY/FLEX AREAS

PROPOSED FURNITURE:
- MOVEABLE TABLES AND CHAIRS
- PICNIC TABLES
- WASTE RECEPTACLES
- GRILLING STATIONS
- GAS FIRE PIT

NOTES:
1. DRIP IRRIGATION SYSTEM SHALL BE INSTALLED FOR ALL GREEN ROOF PLANTINGS.
2. SOIL DEPTH VARIES (18" FOR SHRUBS AND PERENNIALS AND 30" FOR TREES). SOIL PROFILE EXTENDS BELOW FFE/WEARING SURFACE.

NORTH

Potter Lawson
Success by Design

PRELIMINARY
NOT FOR CONSTRUCTION

1617 SHERMAN AVE

VERMILION

1617 SHERMAN AVE
MADISON, WI 53704

2022.21.00

DATE	ISSUANCE/REVISIONS
04/26/2023	URBAN DESIGN COMMISSION

SECOND FLOOR PLANTING PLANS COLORED

L103

3/24/2023 4:10:31 PM

©2022 Potter Lawson, Inc.



1 A100 PARKING LEVEL OVERALL PLAN

3/32" = 1'-0"

0' 4' 8' 16' 32'

N

5/17/2023 1:40:29 PM

©2022 Potter Lawson, Inc.

Potter Lawson

Success by Design

GENERAL NOTES:

1. ALL FLOORS SLOPE TO DRAINS AT 1/8" PER FOOT UNLESS OTHERWISE NOTED.
2. MAX FLOOR SLOPE ALONG ACCESSIBLE EGRESS PATH IS 1/4" PER FOOT.
3. COORDINATE ALL FIXTURE, CONDUIT, AND PIPING LOCATIONS WITH ARCHITECT. MIN HEIGHT ALLOWED 7'-0".
4. COORDINATE HVAC SUPPLY AND EXHAUST LOCATIONS WITH ARCHITECT.

PARKING COUNTS:

UTILIZING THE ONE SIZE FITS ALL FOR COVERED PARKING

NUMBER OF VEHICLE PARKING STALLS:
TOTAL STALLS REQUIRED = 183, PROVIDED = 199
TOTAL ADA STALLS REQUIRED = 4, PROVIDED = 4
COVERED STALLS PROVIDED = 187
STANDARD STALLS PROVIDED = 185
ADA STALLS PROVIDED = 2
SITE STALLS PROVIDED = 12
STANDARD STALLS PROVIDED = 10
ADA STALLS PROVIDED = 2 (1 VAN ACCESSIBLE)

NUMBER OF EV PARKING STALLS:
EV INSTALLED REQUIRED = 4, PROVIDED = 4
EV READY REQUIRED = 20, PROVIDED = 20
EV ACCESSIBLE STALLS REQUIRED = 1, PROVIDED = 1

NUMBER OF BIKE PARKING STALLS:
TOTAL REQUIRED = 202 (1 PER UNIT PLUS 1 PER 10 UNITS)
LONG TERM (90% OF TOTAL, 25% CAN BE WALL MOUNT)
HORIZONTAL STALL REQUIRED = 120, PROVIDED = 141
WALL MOUNT STALL ALLOWED = 46, PROVIDED = 44
SHORT TERM STALLS ALLOWED = 29, PROVIDED = 20
TOTAL PROVIDED = 205

PRELIMINARY
NOT FOR CONSTRUCTION

1617 SHERMAN AVE BLDG A

VERMILION

1617 SHERMAN AVE
MADISON, WI 53704

2022.21.01

DATE	ISSUANCE/REVISIONS
05/17/2023	SITE PLAN REIVEW

PARKING LEVEL PLAN

A100

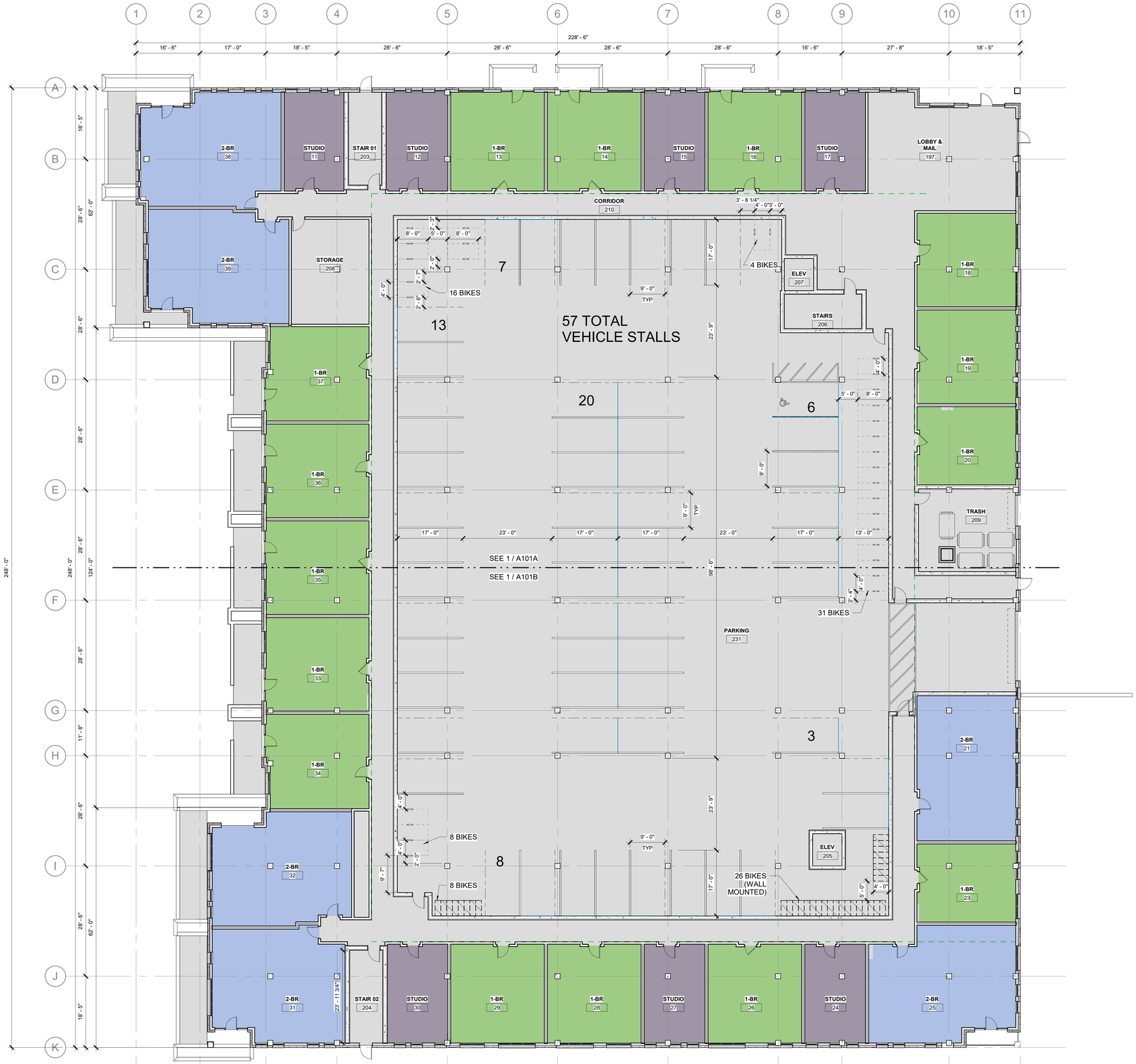

1 A101 FIRST FLOOR - OVERALL PLAN

3/32" = 1'-0"

0' 4' 8' 16' 32'

N

Potter Lawson

Success by Design

PRELIMINARY
NOT FOR CONSTRUCTION

1617 SHERMAN AVE BLDG A

VERMILION

1617 SHERMAN AVE
MADISON, WI 53704

2022.21.01

DATE	ISSUANCE/REVISIONS
05/17/2023	SITE PLAN REVIEW

FIRST FLOOR PLAN

A101

5/17/2023 1:40:31 PM

©2022 Potter Lawson, Inc.

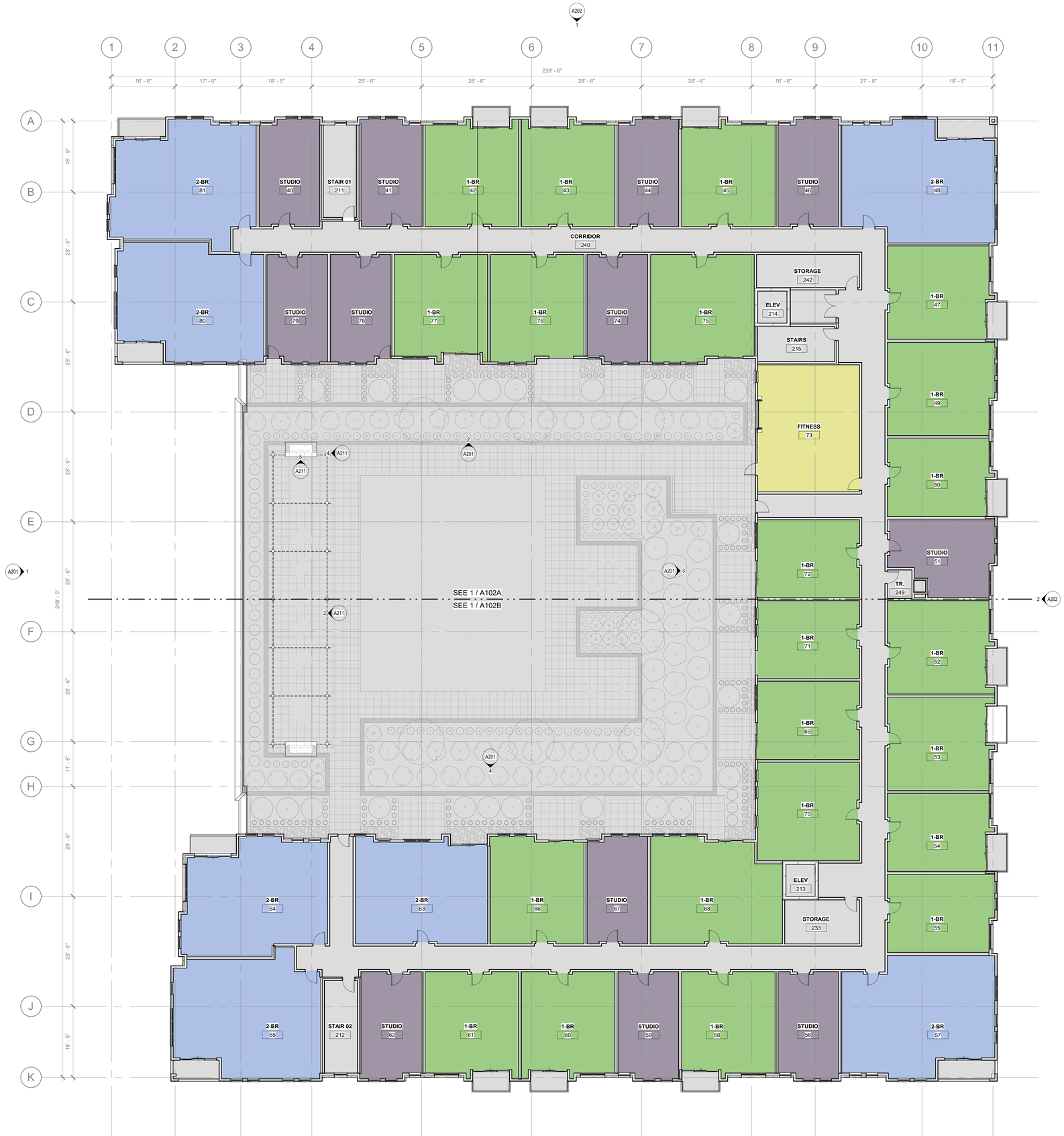

1 A102 SECOND FLOOR - OVERALL PLAN

3/32" = 1'-0"

Potter Lawson

Success by Design

PRELIMINARY
NOT FOR CONSTRUCTION

1617 SHERMAN AVE BLDG A

VERMILION

1617 SHERMAN AVE
MADISON, WI 53704

2022.21.01

DATE	ISSUANCE/REVISIONS
05/17/2023	SITE PLAN REIVEW

SECOND FLOOR PLAN

A102

5/17/2023 1:49:05 PM

©2022 Potter Lawson, Inc.

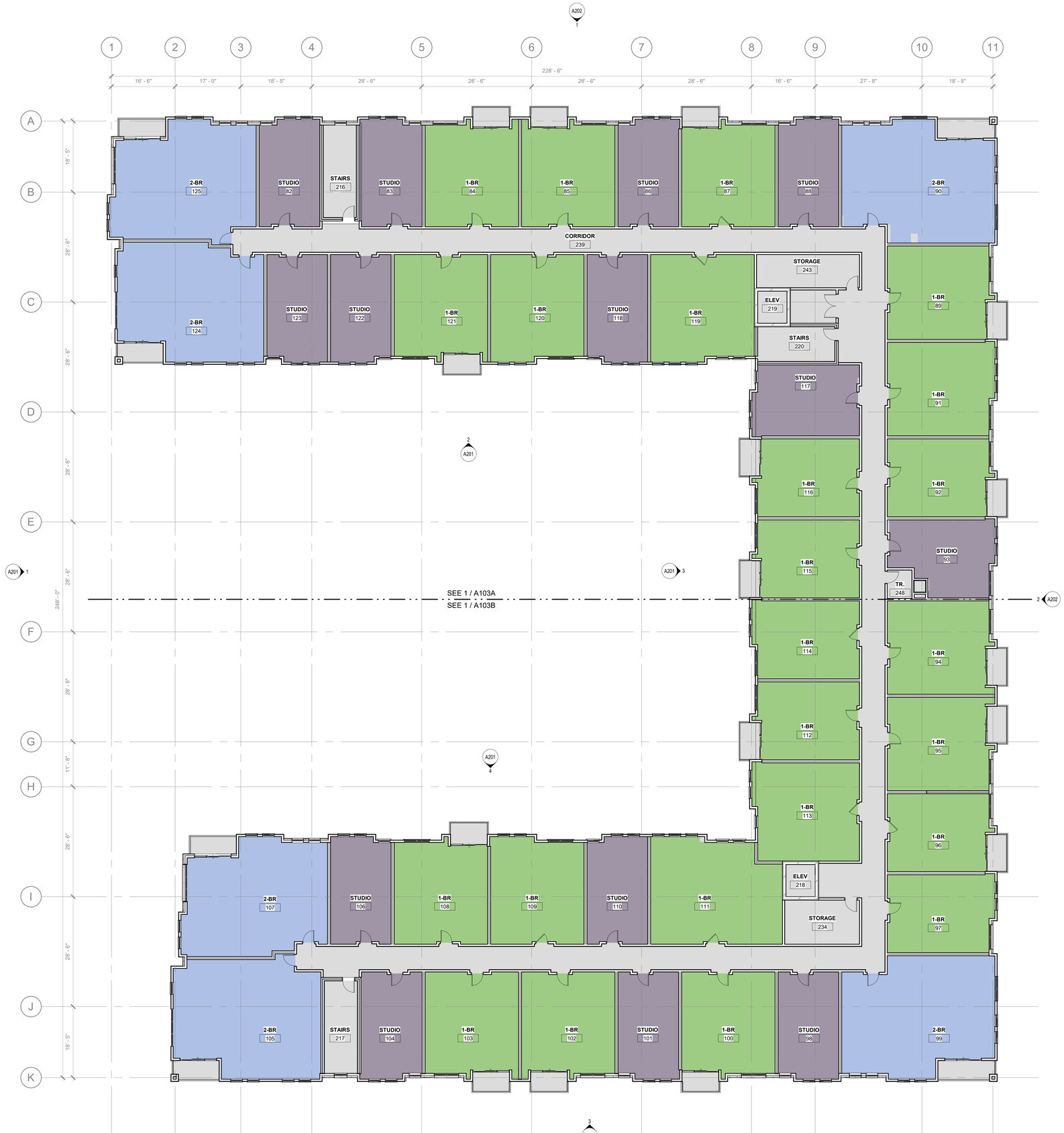

1 A103 THIRD FLOOR - OVERALL PLAN

3/32" = 1'-0"

5/17/2023 1:40:34 PM

©2022 Potter Lawson, Inc.

Potter Lawson

Success by Design

PRELIMINARY
NOT FOR CONSTRUCTION

1617 SHERMAN AVE BLDG A

VERMILION

1617 SHERMAN AVE
MADISON, WI 53704

2022.21.01

DATE	ISSUANCE/REVISIONS
05/17/2023	SITE PLAN REIVEW

THIRD AND FOURTH FLOOR PLAN

A103

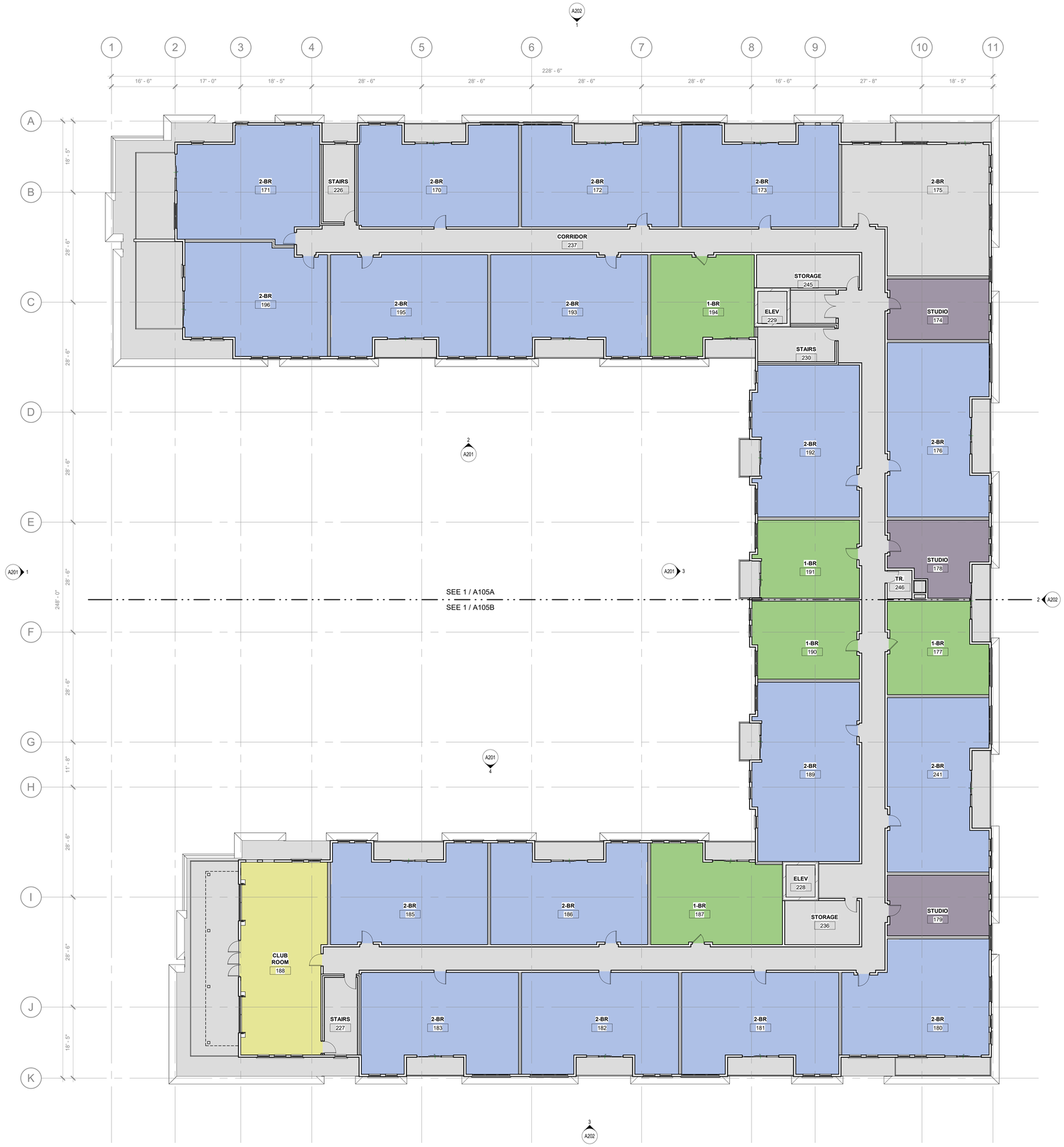

1 A105 FIFTH FLOOR - OVERALL PLAN

3/32" = 1'-0"

Potter Lawson

Success by Design

PRELIMINARY
NOT FOR CONSTRUCTION

1617 SHERMAN AVE BLDG A

VERMILION

1617 SHERMAN AVE
MADISON, WI 53704

2022.21.01

DATE	ISSUANCE/REVISIONS
05/17/2023	SITE PLAN REIVEW

FIFTH FLOOR PLAN

A105

5/17/2023 1:40:36 PM

©2022 Potter Lawson, Inc.

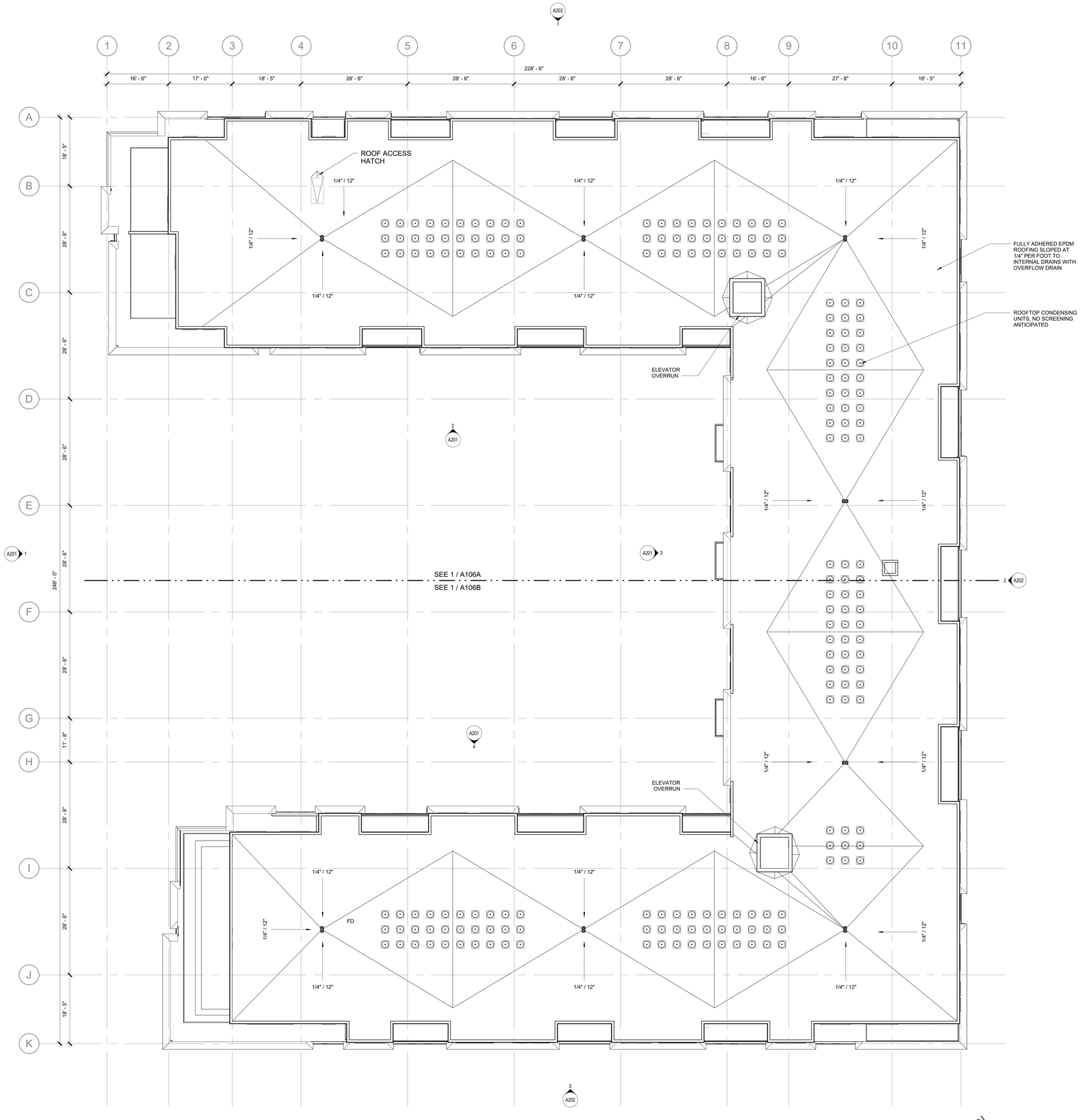

1 A106 ROOF - OVERALL PLAN

3/32" = 1'-0"

0' 4' 8' 16' 32'

N

GENERAL NOTES:

1. FOR MECHANICAL SCREENING, SEE ELEVATIONS.

PRELIMINARY
NOT FOR CONSTRUCTION

1617 SHERMAN AVE BLDG A

VERMILION

1617 SHERMAN AVE
MADISON, WI 53704

2022.21.01

DATE	ISSUANCE/REVISIONS
05/17/2023	SITE PLAN REIVEW

ROOF PLAN

A106

5/17/2023 1:40:37 PM

©2022 Potter Lawson, Inc.



1 A201 **WEST ELEVATION**
3/32" = 1'-0"

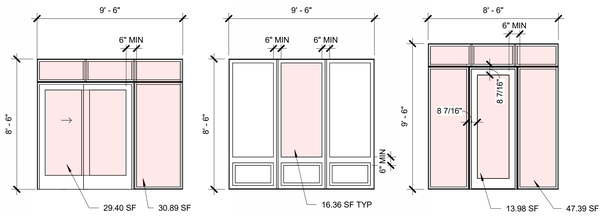

GLAZING SIZE CONDITIONS
1/4" = 1'-0"



2 A201 **COURTYARD NORTH ELEVATION**
3/32" = 1'-0"

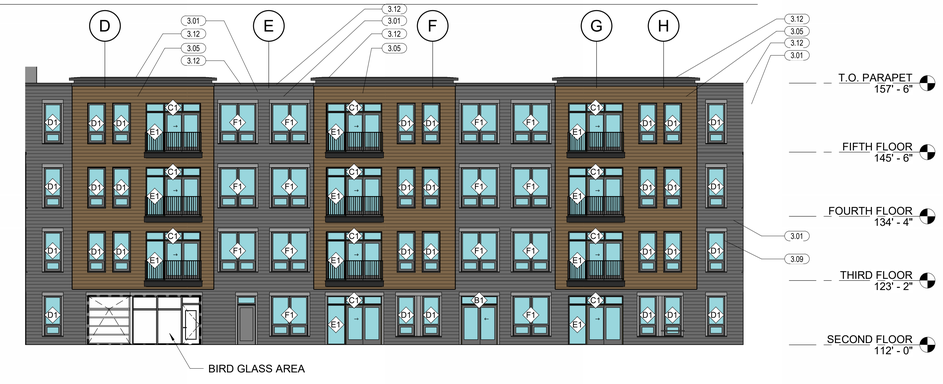

3 A201 **COURTYARD EAST ELEVATION**
3/32" = 1'-0"



4 A201 **COURTYARD SOUTH ELEVATION**
3/32" = 1'-0"

KEYNOTES	
2.02	MECHANICAL EQUIPMENT AT ROOF
3.01	HARDIE PLANK LAP SIDING BEADED SMOOTH - IRON GRAY
3.04	FACE BRICK - MANGANESE IRON SPOT BLEND. RUNNING BOND
3.05	WOODTONE RUSTIC SERIES, JAMES HARDIE - SAND CASTLE, TYPICAL
3.06	HARDIE ARCHITECTURAL PANEL - FINE PEWTER
3.08	RAILING SYSTEM, TYPICAL
3.09	COMPOSITE LOW-E DOOR AND WINDOWS, TYPICAL
3.12	BRAKE METAL COPING - PAINT
3.14	FACE BRICK - MANGANESE IRON SPOT. VERTICAL STACK BOND
3.16	BRICK OVER MASONRY WALL WITH A CAST STONE CAP, TYP AT EVERY WALK UP
3.18	STRUXURE ROOF TRELLIS

GLAZING NOTES

APPROACH TO BIRD-FRIENDLY GLAZING:
- ALL FACADES ARE COMPOSED OF LESS THAN 50% GLAZING
- ALL GLAZING < 50 SF U.N.O.

PRELIMINARY
NOT FOR CONSTRUCTION

1617 SHERMAN AVE BLDG A

VERMILION

1617 SHERMAN AVE
MADISON, WI 53704

2022.21.01

DATE	ISSUANCE/REVISIONS
05/17/2023	SITE PLAN REIVEW

BUILDING ELEVATIONS COLOR

A201

5/25/2023 3:25:37 PM

©2022 Potter Lawson, Inc.



ELEVATION AREA: 12,986.82 SF
ELEVATION GLAZING AREA: 3,346.92 SF
GLAZING PERCENTAGE: 25.77% GLAZING < 50%

1 A202 NORTH ELEVATION
3/32" = 1'-0"



ELEVATION AREA: 15,135.34 SF
ELEVATION GLAZING AREA: 3,431.59 SF
GLAZING PERCENTAGE: 22.67% GLAZING < 50%

2 A202 EAST ELEVATION
3/32" = 1'-0"

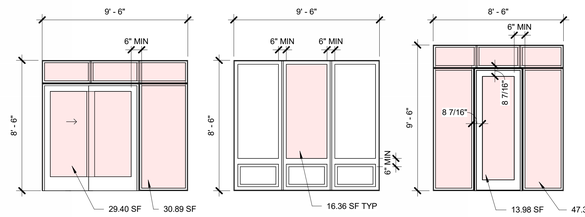

GLAZING SIZE CONDITIONS
1/4" = 1'-0"



ELEVATION AREA: 2,266.94 SF
ELEVATION GLAZING AREA: 3,141.87 SF
GLAZING PERCENTAGE: 25.61% GLAZING < 50%

3 A202 SOUTH ELEVATION
3/32" = 1'-0"

KEYNOTES	
2.02	MECHANICAL EQUIPMENT AT ROOF
3.01	HARDIE PLANK LAP SIDING BEADED SMOOTH - IRON GRAY
3.04	FACE BRICK - MANGANESE IRON SPOT BLEND. RUNNING BOND
3.05	WOODTONE RUSTIC SERIES, JAMES HARDIE - SAND CASTLE, TYPICAL
3.08	RAILING SYSTEM, TYPICAL
3.09	COMPOSITE LOW-E DOOR AND WINDOWS, TYPICAL
3.11	OVERHEAD COILING GARAGE DOOR
3.12	BRAKE METAL COPING - PAINT
3.14	FACE BRICK - MANGANESE IRON SPOT. VERTICAL STACK BOND
3.15	ENTRANCE CANOPY
3.16	BRICK OVER MASONRY WALL WITH A CAST STONE CAP, TYP AT EVERY WALK UP
3.18	STRUXURE ROOF TRELLIS

GLAZING NOTES

APPROACH TO BIRD-FRIENDLY GLAZING:
- ALL FACADES ARE COMPOSED OF LESS THAN 50% GLAZING
- ALL GLAZING < 50 SF U.N.O.

PRELIMINARY
NOT FOR CONSTRUCTION

1617 SHERMAN AVE BLDG A

VERMILION

1617 SHERMAN AVE
MADISON, WI 53704

2022.21.01

DATE	ISSUANCE/REVISIONS
05/17/2023	SITE PLAN REVIEW

BUILDING ELEVATIONS COLOR

A202

5/25/2023 3:25:48 PM

©2022 Potter Lawson, Inc.

ELEVATION AREA: 8,944.89 SF
ELEVATION GLAZING AREA: 2,095.84 SF
GLAZING PERCENTAGE: 23.43% GLAZING < 50%

NO ROOFTOP EQUIPMENT WITHIN 2'-8" FROM ROOF EDGE

VIEW ANGLE FROM CENTERLINE OF PUBLIC STREET

BIRD GLASS AREAS

T.O. PARAPET 157' - 6"
FIFTH FLOOR 145' - 6"
FOURTH FLOOR 134' - 4"
THIRD FLOOR 123' - 2"
SECOND FLOOR 112' - 0"
FIRST FLOOR 100' - 0"

15' - 0" BIRD GLASS LIMIT
BIRD GLASS APPLIED ONLY TO GLAZING AREAS OVER 50 SF
15' - 0" BIRD GLASS LIMIT
15' - 0" BIRD GLASS LIMIT
BIRD GLASS APPLIED ONLY TO GLAZING AREAS OVER 50 SF
15' - 0" BIRD GLASS LIMIT

1 A201 WEST ELEVATION
3/32" = 1'-0"

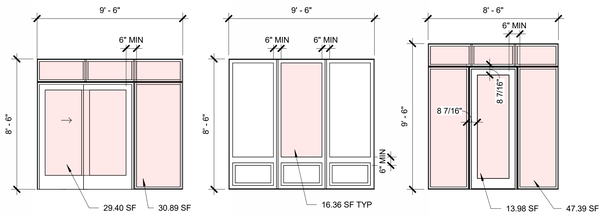

GLAZING SIZE CONDITIONS
1/4" = 1'-0"



ELEVATION AREA: 7,741.10 SF
ELEVATION GLAZING AREA: 1,888.35 SF
GLAZING PERCENTAGE: 24.39% GLAZING < 50%

2 A201 COURTYARD NORTH ELEVATION
3/32" = 1'-0"

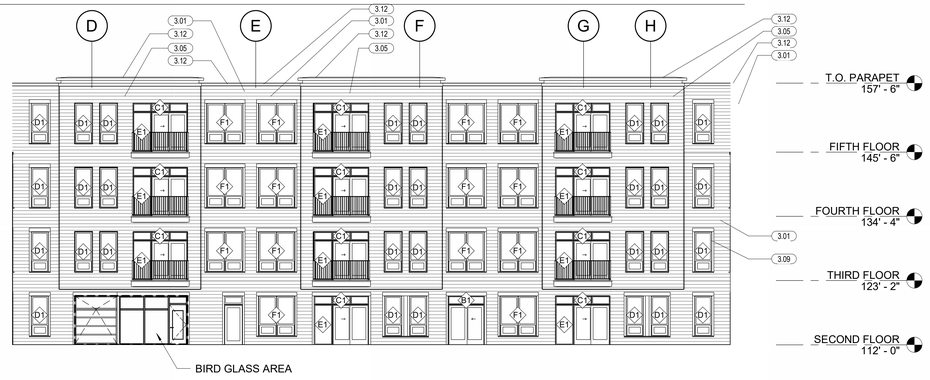

ELEVATION AREA: 5,873.88 SF
ELEVATION GLAZING AREA: 1,660.91 SF
GLAZING PERCENTAGE: 28.28% GLAZING < 50%

3 A201 COURTYARD EAST ELEVATION
3/32" = 1'-0"



ELEVATION AREA: 6,770.88 SF
ELEVATION GLAZING AREA: 1,690.14SF
GLAZING PERCENTAGE: 24.96% GLAZING < 50%

4 A201 COURTYARD SOUTH ELEVATION
3/32" = 1'-0"

0' 8' 16' 24' 32'

KEYNOTES	
2.02	MECHANICAL EQUIPMENT AT ROOF
3.01	HARDIE PLANK LAP SIDING BEADED SMOOTH - IRON GRAY
3.04	FACE BRICK - MANGANESE IRON SPOT BLEND. RUNNING BOND
3.05	WOODTONE RUSTIC SERIES, JAMES HARDIE - SAND CASTLE, TYPICAL
3.06	HARDIE ARCHITECTURAL PANEL - FINE PEWTER
3.08	RAILING SYSTEM, TYPICAL
3.09	COMPOSITE LOW-E DOOR AND WINDOWS, TYPICAL
3.12	BRAKE METAL COPING - PAINT
3.14	FACE BRICK - MANGANESE IRON SPOT. VERTICAL STACK BOND
3.16	BRICK OVER MASONRY WALL WITH A CAST STONE CAP, TYP AT EVERY WALK UP
3.18	STRUXURE ROOF TRELLIS

GLAZING NOTES

APPROACH TO BIRD-FRIENDLY GLAZING:
- ALL FACADES ARE COMPOSED OF LESS THAN 50% GLAZING
- ALL GLAZING < 50 SF U.N.O.

Potter Lawson
Success by Design

PRELIMINARY
NOT FOR CONSTRUCTION

1617 SHERMAN AVE BLDG A

VERMILION

1617 SHERMAN AVE
MADISON, WI 53704

2022.21.01

DATE	ISSUANCE/REVISIONS
05/17/2023	SITE PLAN REIVEW

BUILDING ELEVATIONS

A201

5/17/2023 1:40:47 PM

©2022 Potter Lawson, Inc.



ELEVATION AREA: 12,986.82 SF
ELEVATION GLAZING AREA: 3,346.92 SF
GLAZING PERCENTAGE: 25.77% GLAZING < 50%

1 A202 NORTH ELEVATION
3/32" = 1'-0"

0' 8' 16' 24' 32'



ELEVATION AREA: 15,135.34 SF
ELEVATION GLAZING AREA: 3,431.59 SF
GLAZING PERCENTAGE: 22.67% GLAZING < 50%

2 A202 EAST ELEVATION
3/32" = 1'-0"

0' 8' 16' 24' 32'

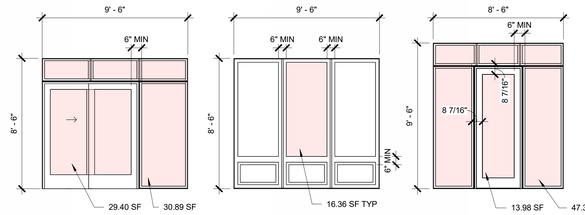

GLAZING SIZE CONDITIONS
1/4" = 1'-0"



ELEVATION AREA: 2,266.94 SF
ELEVATION GLAZING AREA: 3,141.87 SF
GLAZING PERCENTAGE: 25.61% GLAZING < 50%

3 A202 SOUTH ELEVATION
3/32" = 1'-0"

0' 8' 16' 24' 32'

KEYNOTES	
2.02	MECHANICAL EQUIPMENT AT ROOF
3.01	HARDIE PLANK LAP SIDING BEADED SMOOTH - IRON GRAY
3.04	FACE BRICK - MANGANESE IRON SPOT BLEND. RUNNING BOND
3.05	WOODTONE RUSTIC SERIES, JAMES HARDIE - SAND CASTLE, TYPICAL
3.08	RAILING SYSTEM, TYPICAL
3.09	COMPOSITE LOW-E DOOR AND WINDOWS, TYPICAL
3.11	OVERHEAD COILING GARAGE DOOR
3.12	BRAKE METAL COPING - PAINT
3.14	FACE BRICK - MANGANESE IRON SPOT. VERTICAL STACK BOND
3.15	ENTRANCE CANOPY
3.16	BRICK OVER MASONRY WALL WITH A CAST STONE CAP, TYP AT EVERY WALK UP
3.18	STRUXURE ROOF TRELLIS

GLAZING NOTES

APPROACH TO BIRD-FRIENDLY GLAZING:
- ALL FACADES ARE COMPOSED OF LESS THAN 50% GLAZING
- ALL GLAZING < 50 SF U.N.O.

PRELIMINARY
NOT FOR CONSTRUCTION

1617 SHERMAN AVE BLDG A

VERMILION

1617 SHERMAN AVE
MADISON, WI 53704

2022.21.01

DATE	ISSUANCE/REVISIONS
05/17/2023	SITE PLAN REVIEW

BUILDING ELEVATIONS

A202

5/17/2023 1:41:04 PM

©2022 Potter Lawson, Inc.

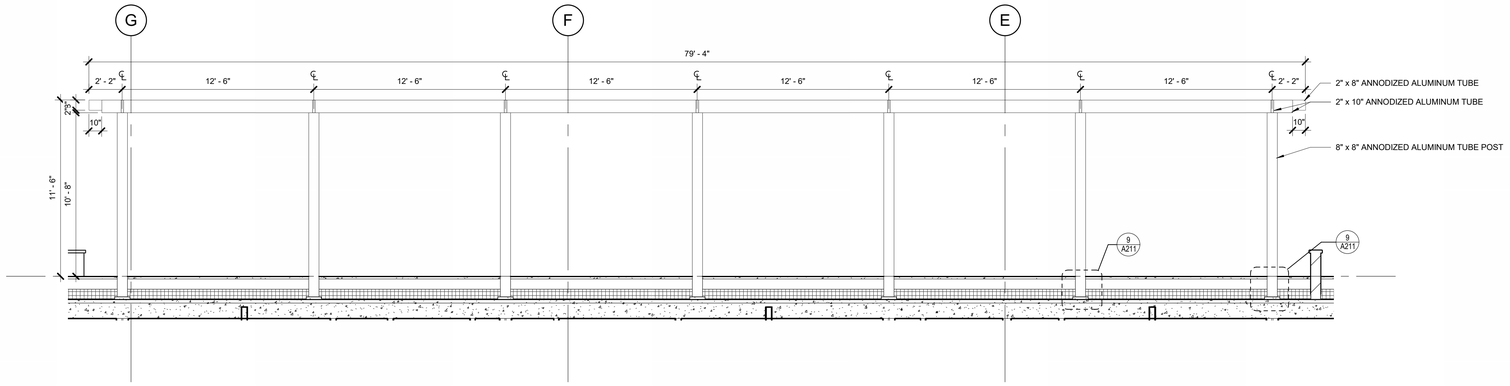

2 A211 PERGOLA ELEVATION

1/4" = 1'-0"

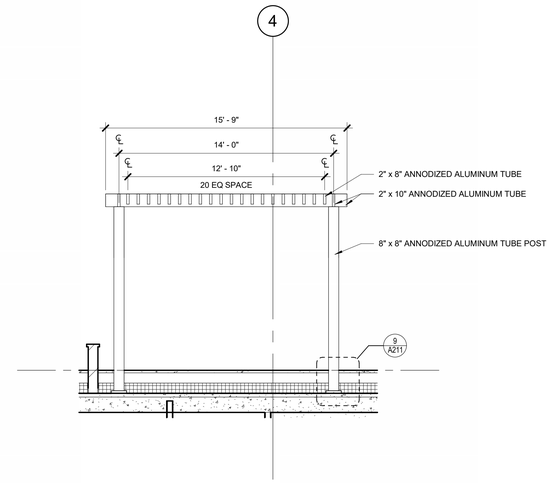

1 A211 PERGOLA SECTION

1/4" = 1'-0"

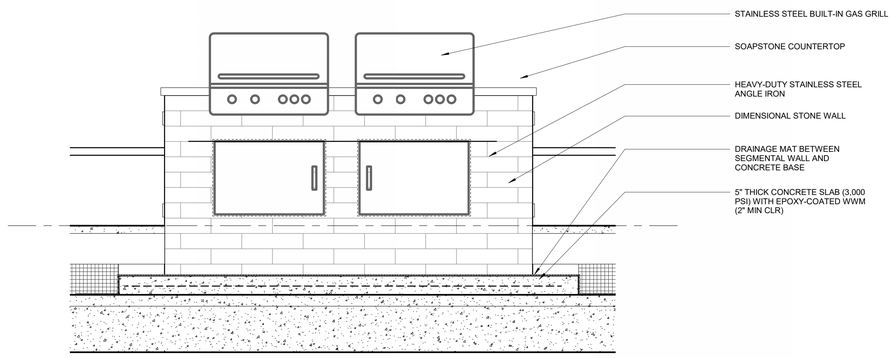

5 A211 BBQ FRONT ELEVATION

3/4" = 1'-0"

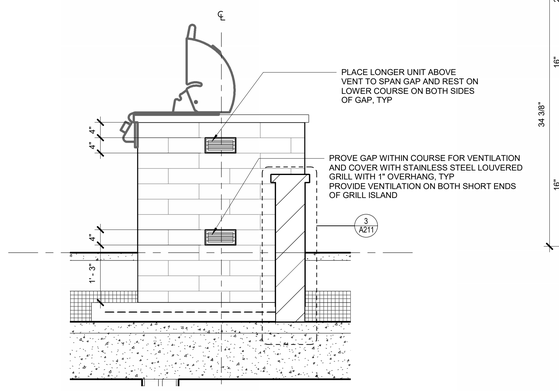

4 A211 BBQ SIDE ELEVATION

3/4" = 1'-0"

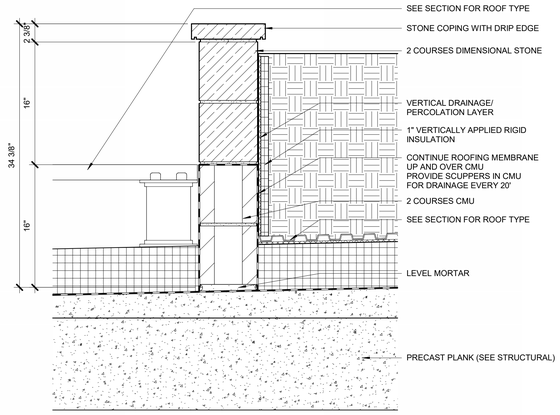

3 A211 PLANTER WALL DETAIL

1 1/2" = 1'-0"

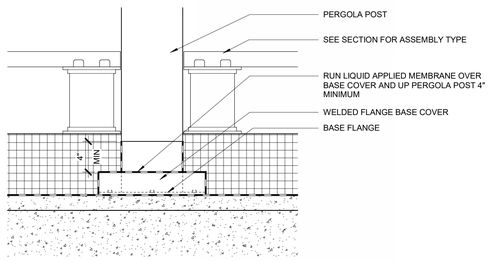

9 A211 PERGOLA POST BASE DETAIL

1 1/2" = 1'-0"

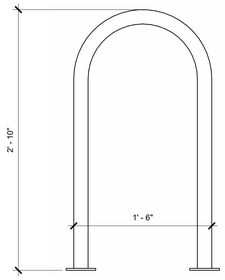

MADRAX "U BIKE RACK", COLOR PREFINISHED BLACK

8 A211 TYPICAL FLOOR MOUNTED BIKE STALL

1 1/2" = 1'-0"

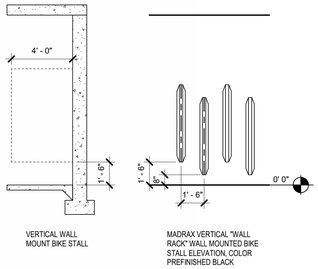

VERTICAL WALL MOUNT BIKE STALL

MADRAX VERTICAL "WALL RACK" WALL MOUNTED BIKE STALL ELEVATION, COLOR PREFINISHED BLACK

7 A211 WALL MOUNTED BIKE STALLS

1/4" = 1'-0"

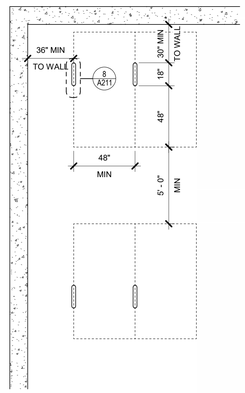

6 A211 TYPICAL FLOOR MOUNTED BIKE STALLS

1/4" = 1'-0"

Potter Lawson

Success by **Design**

PRELIMINARY
NOT FOR CONSTRUCTION

1617 SHERMAN AVE BLDG A

VERMILION

1617 SHERMAN AVE
MADISON, WI 53704

2022.21.01

DATE	ISSUANCE/REVISIONS	⚠
05/17/2023	SITE PLAN REIVEW	

GREEN ROOF AND BIKE STALL DETAILS

A211

5/17/2023 1:41:05 PM

©2022 Potter Lawson, Inc.

BUILDING MATERIALS

BUILDINGS A AND C:



Fiber Cement Lap Siding
Iron Gray
**or similar*



Endicott Brick
Manganese Iron Spot
**or similar*



Fiber Cement Rustic Series Woodtone
Sand Castle Color
**or similar*

BUILDINGS B1 AND B3:



Glen-Gery Brick
White - Velour Texture
**or similar*



Fiber Cement Architectural Panel
CedarMill - Aged Pewter
**or similar*



Fiber Cement Architectural Panel
CedarMill - Iron Gray
**or similar*



Parklex Prodima Naturclad-W Cladding
NUX Color
**or similar*

BUILDING B2:



Glen-Gery Brick
White - Velour Texture
**or similar*



Fiber Cement Architectural Panel
CedarMill - Iron Gray
**or similar*



Fiber Cement Lap Siding
Rustic Road
**or similar*

Potter Lawson
Success by Design

PRELIMINARY
NOT FOR CONSTRUCTION

1617 SHERMAN AVE BLDG A

VERMILION

1617 SHERMAN AVE
MADISON, WI 53704

2022.21.01

DATE	ISSUANCE/REVISIONS
05/17/2023	SITE PLAN REIVEW

BUILDING MATERIALS

G002

5/17/2023 1:58:16 PM

©2022 Potter Lawson, Inc.

1617 SHERMAN AVE BLDG C

VERMILION
1617 SHERMAN AVE
MADISON, WI 53704

2022.21.03

PROJECT STATUS: SITE PLAN REVIEW

Drawing Index

C = Issued for Construction
B = Issued for Bidding
R = Issued for Reference Only

DWG #	DRAWING TITLE
GENERAL	
CD01	COVER DRAWING
ARCHITECTURAL	
A100	PARKING LEVEL PLAN
A101	FIRST FLOOR PLAN
A102	SECOND FLOOR PLAN
A103	THIRD-FOURTH FLOOR PLAN
A105	FIFTH FLOOR PLAN
A106	ROOF PLAN
A201	BUILDING ELEVATIONS
A202	BUILDING ELEVATIONS
A203	BUILDING ELEVATIONS
A211	GREEN ROOF AND BIKE STALL DETAILS







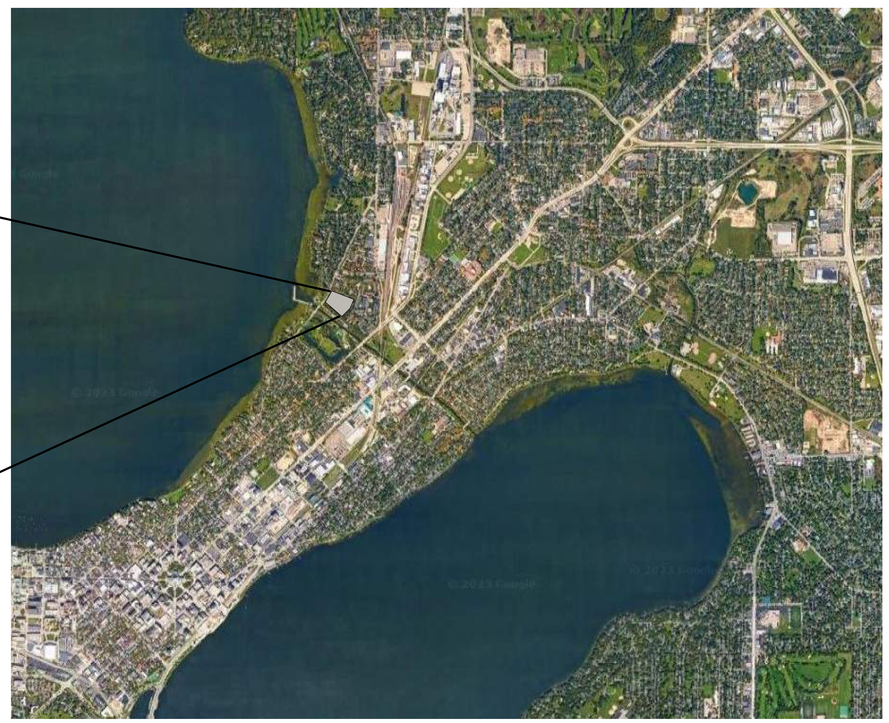

TRUE NORTH

5/17/2023 1:55:04 PM

©2022 Potter Lawson, Inc.

Potter Lawson
Success by Design

Architect:
749 University Row Suite 300
Madison, WI 53705
608-274-2741

PRELIMINARY
NOT FOR CONSTRUCTION

1617 SHERMAN AVE BLDG C
VERMILION

1617 SHERMAN AVE
MADISON, WI 53704

2022.21.03

DATE	ISSUANCE/REVISIONS
05/17/2023	SITE PLAN REVIEW

COVER DRAWING

CD01

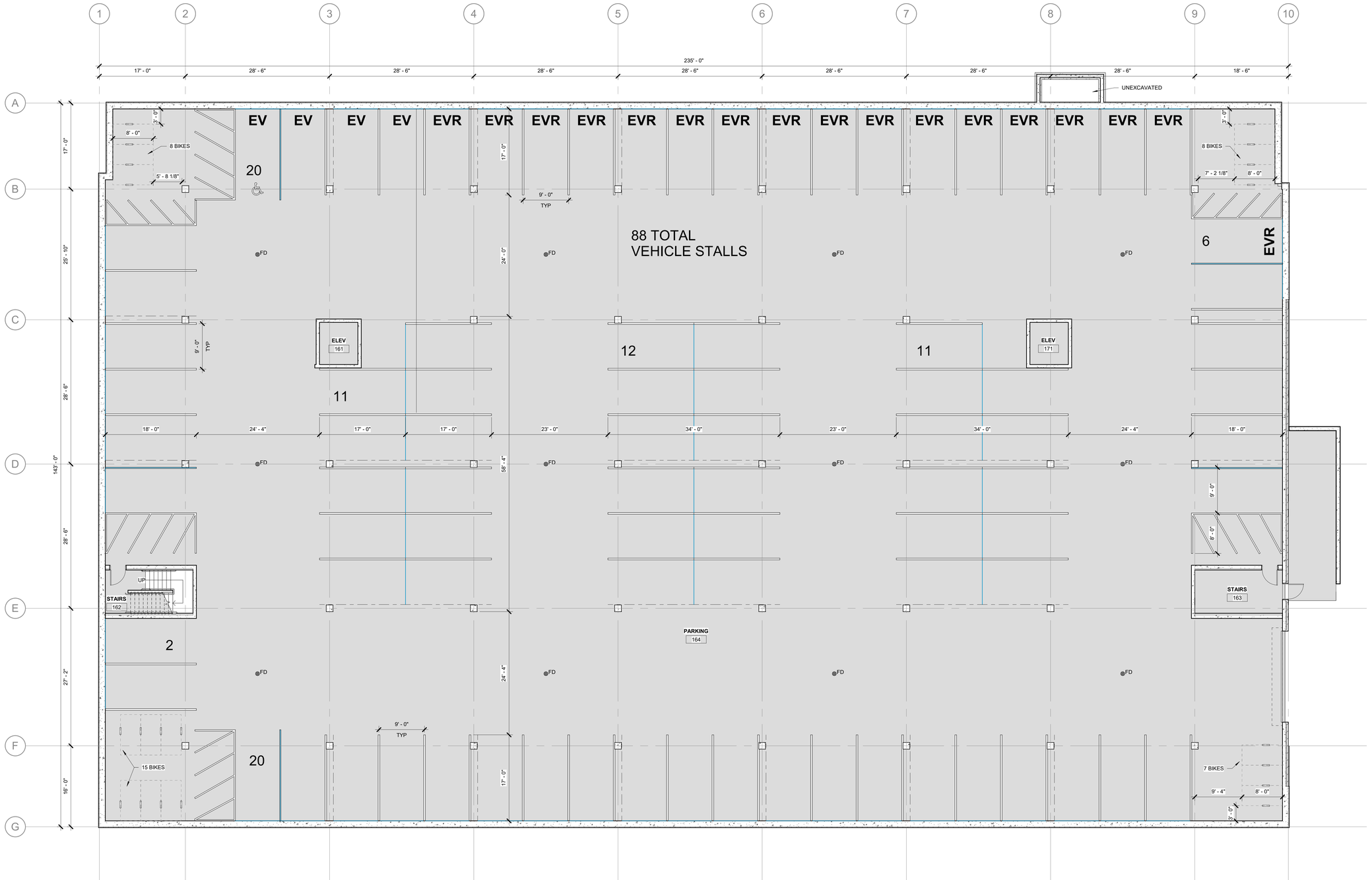

1 A100 PARKING LEVEL
1/8" = 1'-0"

0' 2' 4' 8' 16'
0' ½" ½" 1" 2"
SCALE: 1/8" = 1'-0"

N

5/17/2023 1:39:08 PM

©2022 Potter Lawson, Inc.

Potter Lawson
Success by Design

GENERAL NOTES:

1. ALL FLOORS SLOPE TO DRAINS AT 1/8" PER FOOT UNLESS OTHERWISE NOTED.
2. MAX FLOOR SLOPE ALONG ACCESSIBLE EGRESS PATH IS 1/4" PER FOOT.
3. COORDINATE ALL FIXTURE, CONDUIT, AND PIPING LOCATIONS WITH ARCHITECT. MIN HEIGHT ALLOWED 7'-0".
4. COORDINATE HVAC SUPPLY AND EXHAUST LOCATIONS WITH ARCHITECT.

PARKING COUNTS:

UTILIZING THE ONE SIZE FITS ALL FOR COVERED PARKING

NUMBER OF VEHICLE PARKING STALLS:
TOTAL STALLS REQUIRED = 127, PROVIDED = 164
TOTAL ADA STALLS REQUIRED = 4, PROVIDED = 4
COVERED STALLS PROVIDED = 140
STANDARD STALLS PROVIDED = 138
ADA STALLS PROVIDED = 2
SITE STALLS PROVIDED = 24
STANDARD STALLS PROVIDED = 22
ADA STALLS PROVIDED = 2 (1 VAN ACCESSIBLE)

NUMBER OF EV PARKING STALLS:
EV INSTALLED REQUIRED = 4, PROVIDED = 4
EV READY REQUIRED = 17, PROVIDED = 17
EV ACCESSIBLE REQUIRED = 1, PROVIDED = 1

NUMBER OF BIKE PARKING STALLS:
TOTAL REQUIRED = 140 (1 PER UNIT PLUS 1 PER 10 UNITS)
LONG TERM (25% CAN BE WALL MOUNT)
HORIZONTAL STALL REQUIRED = 83, PROVIDED = 103
WALL MOUNT STALL ALLOWED = 32, PROVIDED = 29
SHORT TERM STALLS ALLOWED = 26, PROVIDED = 14
TOTAL PROVIDED = 146

PRELIMINARY
NOT FOR CONSTRUCTION

1617 SHERMAN AVE BLDG C
VERMILION

1617 SHERMAN AVE
MADISON, WI 53704

2022.21.03

DATE	ISSUANCE/REVISIONS
05/17/2023	SITE PLAN REVIEW

PARKING LEVEL PLAN

A100



1 A101 FIRST FLOOR

1/8" = 1'-0"

0' 2' 4' 8' 16'

0' ½" 1" 2"

SCALE: 1/8" = 1'-0"

N

Potter Lawson

Success by Design

PRELIMINARY
NOT FOR CONSTRUCTION

1617 SHERMAN AVE BLDG C
VERMILION

1617 SHERMAN AVE
MADISON, WI 53704

2022.21.03

DATE	ISSUANCE/REVISIONS
05/17/2023	SITE PLAN REVIEW

FIRST FLOOR PLAN

A101

5/17/2023 1:39:09 PM

©2022 Potter Lawson, Inc.



1 A102 SECOND FLOOR
1/8" = 1'-0"

0' 2' 4' 8' 16'
0' 1/4" 1/2" 1" 2"
SCALE: 1/8" = 1'-0"

N

Potter Lawson
Success by Design

PRELIMINARY
NOT FOR CONSTRUCTION

1617 SHERMAN AVE BLDG C
VERMILION

1617 SHERMAN AVE
MADISON, WI 53704

2022.21.03

DATE	ISSUANCE/REVISIONS
05/17/2023	SITE PLAN REVIEW

SECOND FLOOR PLAN

A102

5/17/2023 1:49:45 PM

©2022 Potter Lawson, Inc.

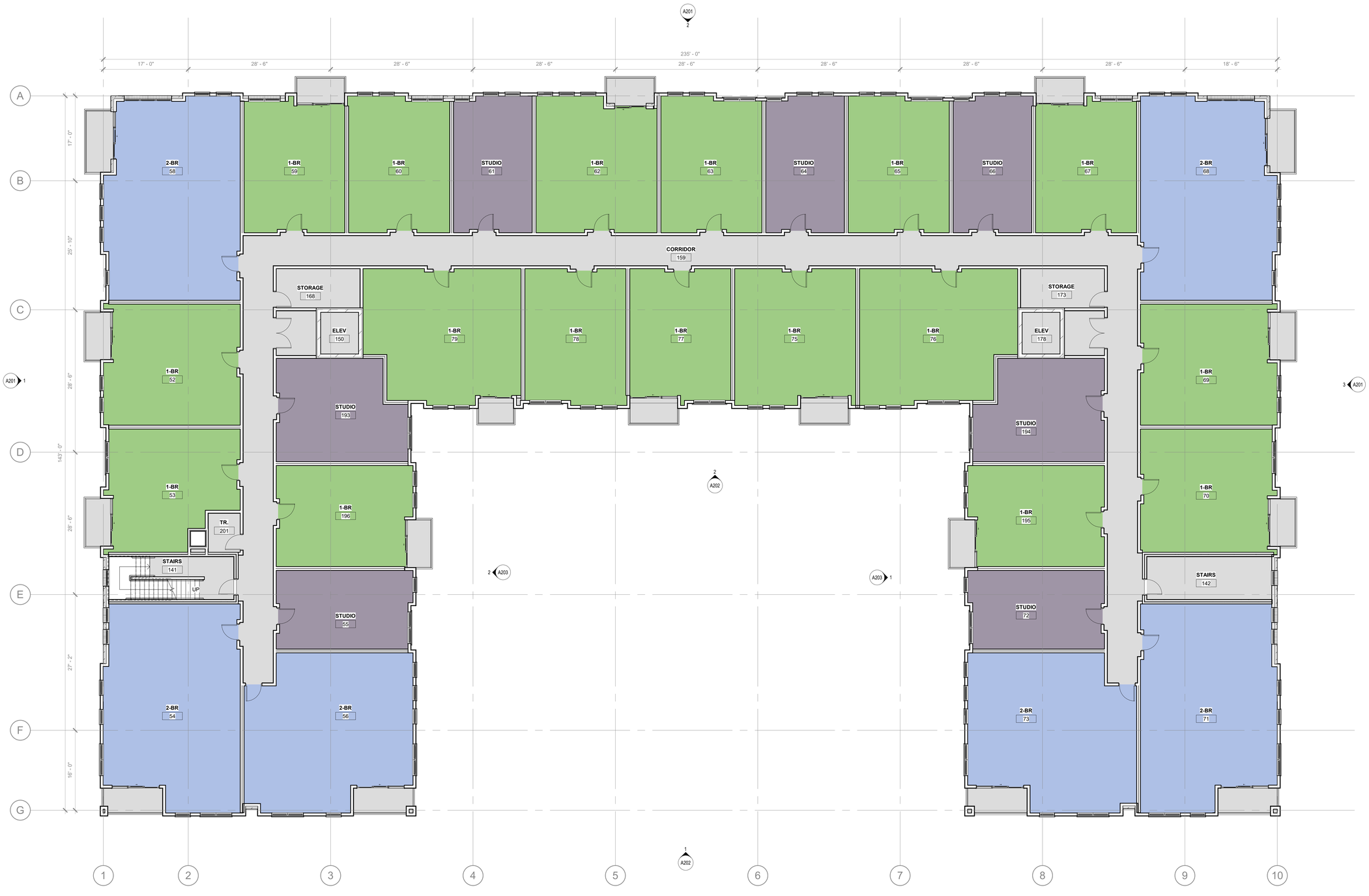

1 A103 THIRD FLOOR
1/8" = 1'-0"

0' 2' 4' 8' 16'
0' 1/4" 1/2" 1" 2"
SCALE: 1/8" = 1'-0"

N

5/17/2023 1:39:12 PM

©2022 Potter Lawson, Inc.

Potter Lawson
Success by Design

PRELIMINARY
NOT FOR CONSTRUCTION

1617 SHERMAN AVE BLDG C
VERMILION

1617 SHERMAN AVE
MADISON, WI 53704

2022.21.03

DATE	ISSUANCE/REVISIONS
05/17/2023	SITE PLAN REVIEW

THIRD-FOURTH FLOOR PLAN

A103

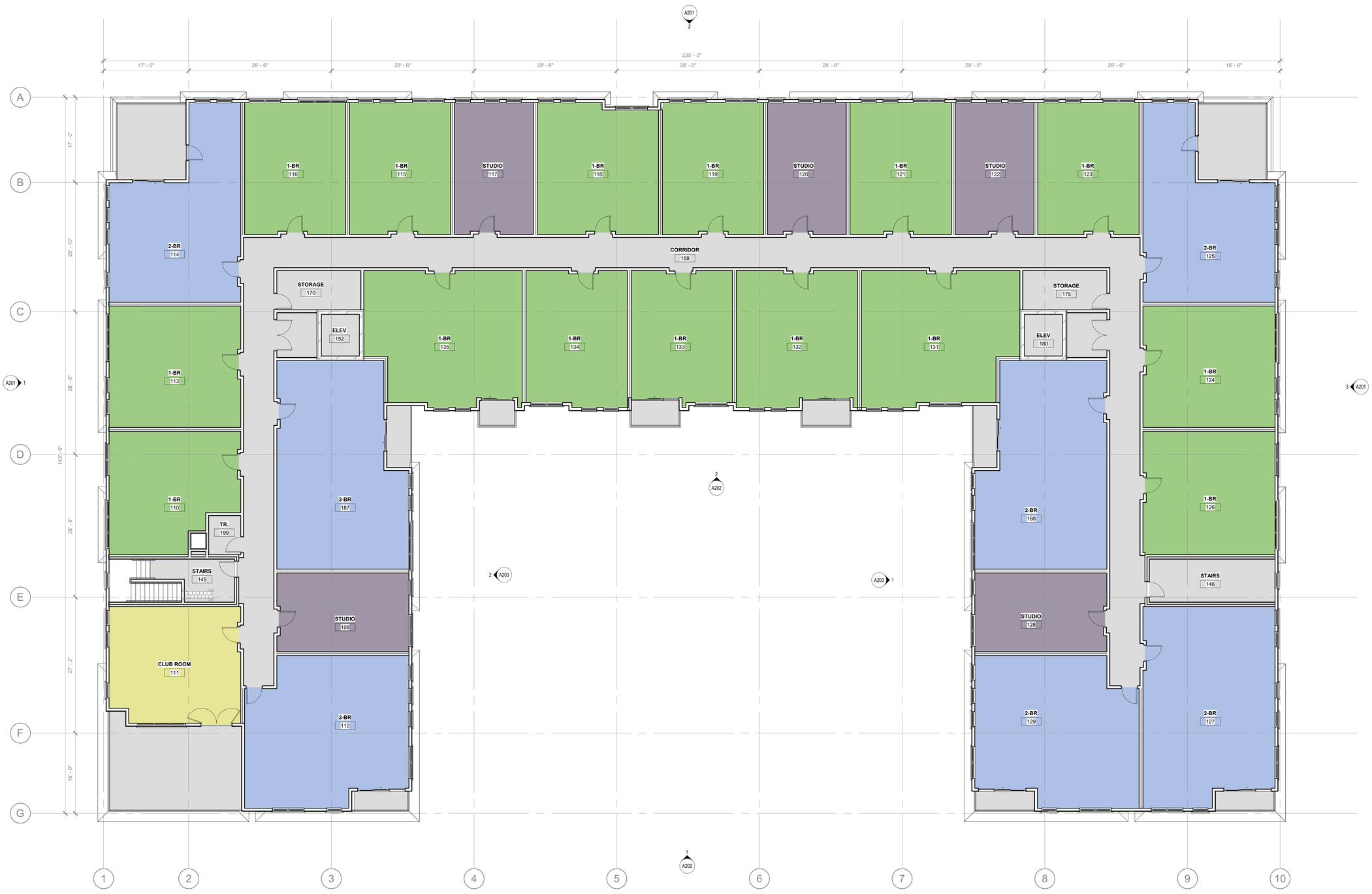

1 A105 FIFTH FLOOR
1/8" = 1'-0"

0' 2' 4' 8' 16'
0' 1/4" 1/2" 1" 2"
SCALE: 1/8" = 1'-0"

5/17/2023 1:39:14 PM

©2022 Potter Lawson, Inc.

Potter Lawson
Success by Design

PRELIMINARY
NOT FOR CONSTRUCTION

1617 SHERMAN AVE BLDG C
VERMILION

1617 SHERMAN AVE
MADISON, WI 53704

2022.21.03

DATE	ISSUANCE/REVISIONS
05/17/2023	SITE PLAN REVIEW

FIFTH FLOOR PLAN

A105

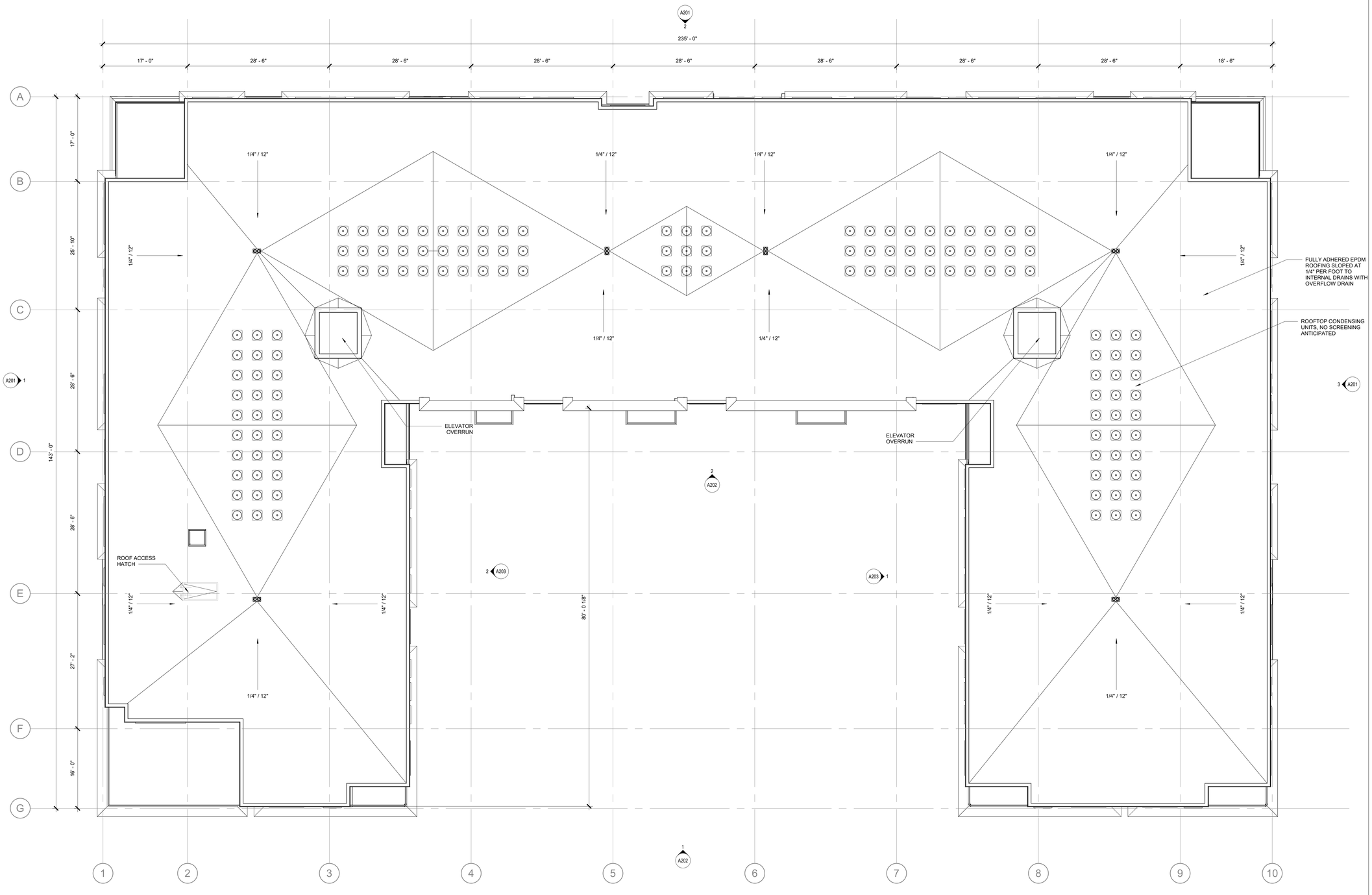

1 A106 ROOF
1/8" = 1'-0"

0' 2' 4' 8' 16'
0' 1/4" 1/2" 1" 2"
SCALE: 1/8" = 1'-0"

N

GENERAL NOTES:

1. FOR MECHANICAL SCREENING, SEE ELEVATIONS.

PRELIMINARY
NOT FOR CONSTRUCTION

1617 SHERMAN AVE BLDG C
VERMILION

1617 SHERMAN AVE
MADISON, WI 53704

2022.21.03

DATE	ISSUANCE/REVISIONS	
05/17/2023	SITE PLAN REVIEW	

ROOF PLAN

A106

5/17/2023 1:39:14 PM

©2022 Potter Lawson, Inc.

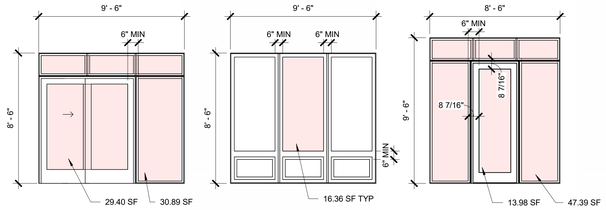

Glazing Size Conditions
1/4" = 1'-0"



1 A201 WEST ELEVATION
3/32" = 1'-0"



ELEVATION AREA: 13,596.40 SF
ELEVATION GLAZING AREA: 3,622.69 SF
GLAZING PERCENTAGE: 26.64% GLAZING < 50%

2 A201 NORTH ELEVATION
3/32" = 1'-0"



ELEVATION AREA: 8,611.98 SF
ELEVATION GLAZING AREA: 1,720.08 SF
GLAZING PERCENTAGE: 19.97% GLAZING

3 A201 EAST ELEVATION
3/32" = 1'-0"

0' 4' 8' 16' 32'

KEYNOTES	
2.02	MECHANICAL EQUIPMENT AT ROOF
3.01	HARDIE PLANK LAP SIDING BEADED SMOOTH - IRON GRAY
3.04	FACE BRICK - MANGANESE IRON SPOT BLEND. RUNNING BOND
3.05	WOODTONE RUSTIC SERIES, JAMES HARDIE - SAND CASTLE, TYPICAL
3.08	RAILING SYSTEM, TYPICAL
3.09	COMPOSITE LOW-E DOOR AND WINDOWS, TYPICAL
3.11	OVERHEAD COILING GARAGE DOOR
3.12	BRAKE METAL COPING - PAINT
3.14	FACE BRICK - MANGANESE IRON SPOT. VERTICAL STACK BOND
3.15	ENTRANCE CANOPY
3.16	BRICK OVER MASONRY WALL WITH A CAST STONE CAP, TYP AT EVERY WALK UP
3.17	ROOF ACCESS LADDER, SEE ROOF PLAN
3.18	STRUXURE ROOF TRELLIS
3.19	GAS METERS

GLAZING NOTES

APPROACH TO BIRD-FRIENDLY GLAZING:
- ALL FACADES ARE COMPOSED OF LESS THAN 50% GLAZING
- ALL GLAZING < 50 SF U.N.O.

PRELIMINARY
NOT FOR CONSTRUCTION

1617 SHERMAN AVE BLDG C
VERMILION

1617 SHERMAN AVE
MADISON, WI 53704

2022.21.03

DATE	ISSUANCE/REVISIONS	
05/17/2023	SITE PLAN REVIEW	

BUILDING ELEVATIONS COLOR

A201

5/26/2023 10:12:34 AM

©2022 Potter Lawson, Inc.

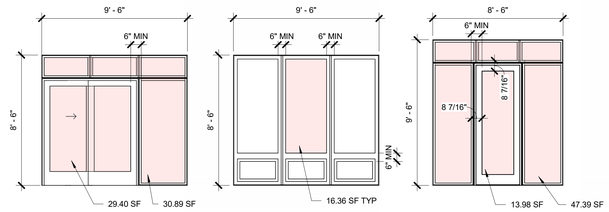

Glazing Size Conditions
1/4" = 1'-0"



ELEVATION AREA: 8,872.78 SF
ELEVATION GLAZING AREA: 1,850.49 SF
GLAZING PERCENTAGE: 20.86% GLAZING

1 A202 SOUTH ELEVATION
3/32" = 1'-0"



ELEVATION AREA: 5,293.15 SF
ELEVATION GLAZING AREA: 1,427.87 SF
GLAZING PERCENTAGE: 26.98% GLAZING

2 A202 COURTYARD SOUTH ELEVATION
3/32" = 1'-0"

KEYNOTES	
2.02	MECHANICAL EQUIPMENT AT ROOF
3.01	HARDIE PLANK LAP SIDING BEADED SMOOTH - IRON GRAY
3.04	FACE BRICK - MANGANESE IRON SPOT BLEND. RUNNING BOND
3.05	WOODTONE RUSTIC SERIES, JAMES HARDIE - SAND CASTLE, TYPICAL
3.08	RAILING SYSTEM, TYPICAL
3.09	COMPOSITE LOW-E DOOR AND WINDOWS, TYPICAL
3.12	BRAKE METAL COPING - PAINT
3.14	FACE BRICK - MANGANESE IRON SPOT, VERTICAL STACK BOND
3.17	ROOF ACCESS LADDER, SEE ROOF PLAN

GLAZING NOTES

APPROACH TO BIRD-FRIENDLY GLAZING:
- ALL FACADES ARE COMPOSED OF LESS THAN 50% GLAZING
- ALL GLAZING < 50 SF U.N.O.

PRELIMINARY
NOT FOR CONSTRUCTION

1617 SHERMAN AVE BLDG C
VERMILION

1617 SHERMAN AVE
MADISON, WI 53704

2022.21.03

DATE	ISSUANCE/REVISIONS
05/17/2023	SITE PLAN REVIEW

BUILDING ELEVATIONS COLOR

A202

5/25/2023 3:19:15 PM

©2022 Potter Lawson, Inc.

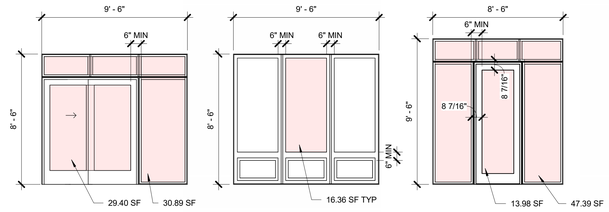

Glazing Size Conditions
1/4" = 1'-0"

ELEVATION AREA: 3,704.10 SF
ELEVATION GLAZING AREA: 890.54 SF
GLAZING PERCENTAGE: 24.04% GLAZING



1 A203 COURTYARD EAST ELEVATION
3/32" = 1'-0"



ELEVATION AREA: 3,704.10 SF
ELEVATION GLAZING AREA: 890.54 SF
GLAZING PERCENTAGE: 24.04% GLAZING

2 A203 COURTYARD WEST ELEVATION
3/32" = 1'-0"

0' 4' 8' 16' 32'

KEYNOTES	
3.01	HARDIE PLANK LAP SIDING BEADED SMOOTH - IRON GRAY
3.05	WOODTONE RUSTIC SERIES, JAMES HARDIE - SAND CASTLE, TYPICAL
3.08	RAILING SYSTEM, TYPICAL
3.09	COMPOSITE LOW-E DOOR AND WINDOWS, TYPICAL
3.12	BRAKE METAL COPING - PAINT

GLAZING NOTES

APPROACH TO BIRD-FRIENDLY GLAZING:
- ALL FACADES ARE COMPOSED OF LESS THAN 50% GLAZING
- ALL GLAZING < 50 SF U.N.O.

PRELIMINARY
NOT FOR CONSTRUCTION

1617 SHERMAN AVE BLDG C
VERMILION

1617 SHERMAN AVE
MADISON, WI 53704

2022.21.03

DATE	ISSUANCE/REVISIONS
05/17/2023	SITE PLAN REVIEW

BUILDING ELEVATIONS COLOR

A203

5/25/2023 3:21:51 PM

©2022 Potter Lawson, Inc.

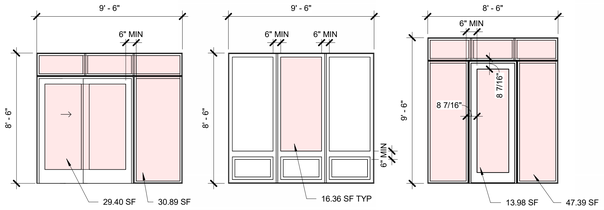

Glazing Size Conditions
1/4" = 1'-0"



1 A201 WEST ELEVATION
3/32" = 1'-0"

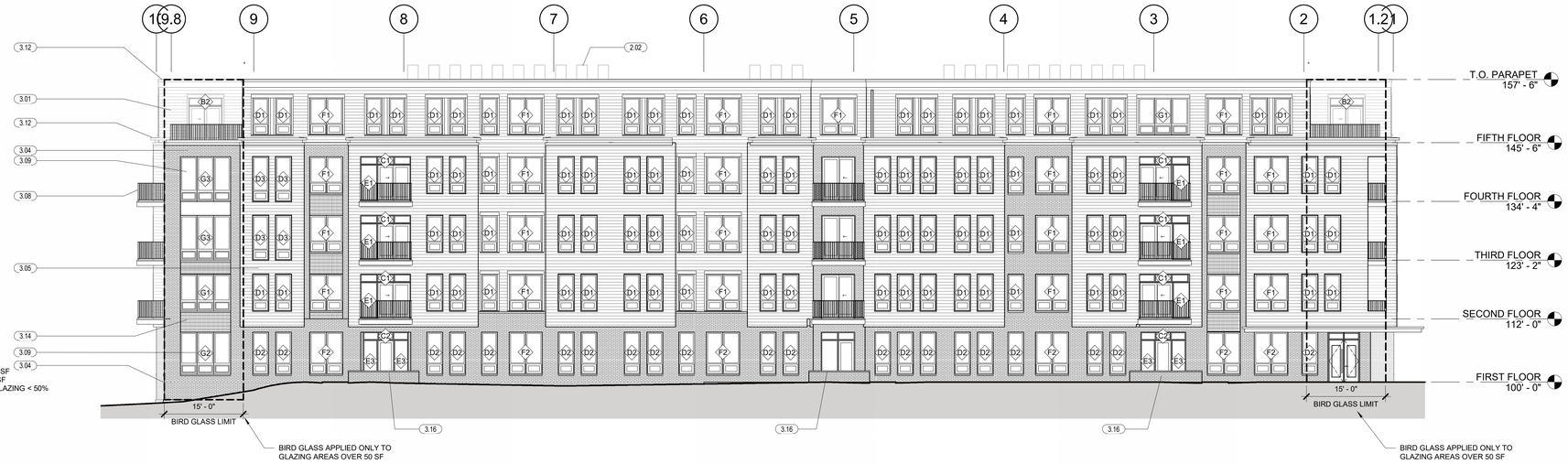

2 A201 NORTH ELEVATION
3/32" = 1'-0"



3 A201 EAST ELEVATION
3/32" = 1'-0"

KEYNOTES	
2.02	MECHANICAL EQUIPMENT AT ROOF
3.01	HARDIE PLANK LAP SIDING BEADED SMOOTH - IRON GRAY
3.04	FACE BRICK - MANGANESE IRON SPOT BLEND. RUNNING BOND
3.05	WOODTONE RUSTIC SERIES, JAMES HARDIE - SAND CASTLE, TYPICAL
3.08	RAILING SYSTEM, TYPICAL
3.09	COMPOSITE LOW-E DOOR AND WINDOWS, TYPICAL
3.11	OVERHEAD COILING GARAGE DOOR
3.12	BRAKE METAL COPING - PAINT
3.14	FACE BRICK - MANGANESE IRON SPOT. VERTICAL STACK BOND
3.15	ENTRANCE CANOPY
3.16	BRICK OVER MASONRY WALL WITH A CAST STONE CAP, TYP AT EVERY WALK UP
3.17	ROOF ACCESS LADDER, SEE ROOF PLAN
3.18	STRUXURE ROOF TRELLIS
3.19	GAS METERS

GLAZING NOTES

APPROACH TO BIRD-FRIENDLY GLAZING:
- ALL FACADES ARE COMPOSED OF LESS THAN 50% GLAZING
- ALL GLAZING < 50 SF U.N.O.

PRELIMINARY
NOT FOR CONSTRUCTION

1617 SHERMAN AVE BLDG C
VERMILION

1617 SHERMAN AVE
MADISON, WI 53704

2022.21.03

DATE	ISSUANCE/REVISIONS	Δ
05/17/2023	SITE PLAN REVIEW	

BUILDING ELEVATIONS

A201

5/26/2023 10:13:53 AM

©2022 Potter Lawson, Inc.

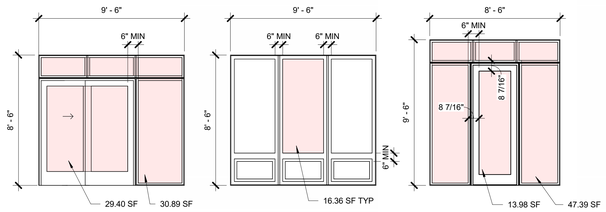

Glazing Size Conditions
1/4" = 1'-0"



ELEVATION AREA: 8,872.78 SF
ELEVATION GLAZING AREA: 1,850.49 SF
GLAZING PERCENTAGE: 20.86% GLAZING

1 SOUTH ELEVATION
A202
3/32" = 1'-0"



ELEVATION AREA: 5,293.15 SF
ELEVATION GLAZING AREA: 1,427.87 SF
GLAZING PERCENTAGE: 26.98% GLAZING

2 COURTYARD SOUTH ELEVATION
A202
3/32" = 1'-0"

Potter Lawson
Success by Design

KEYNOTES	
2.02	MECHANICAL EQUIPMENT AT ROOF
3.01	HARDIE PLANK LAP SIDING BEADED SMOOTH - IRON GRAY
3.04	FACE BRICK - MANGANESE IRON SPOT BLEND. RUNNING BOND
3.05	WOODTONE RUSTIC SERIES, JAMES HARDIE - SAND CASTLE, TYPICAL
3.08	RAILING SYSTEM, TYPICAL
3.09	COMPOSITE LOW-E DOOR AND WINDOWS, TYPICAL
3.12	BRAKE METAL COPING - PAINT
3.14	FACE BRICK - MANGANESE IRON SPOT, VERTICAL STACK BOND
3.17	ROOF ACCESS LADDER, SEE ROOF PLAN

GLAZING NOTES

APPROACH TO BIRD-FRIENDLY GLAZING:
- ALL FACADES ARE COMPOSED OF LESS THAN 50% GLAZING
- ALL GLAZING < 50 SF U.N.O.

PRELIMINARY
NOT FOR CONSTRUCTION

1617 SHERMAN AVE BLDG C
VERMILION

1617 SHERMAN AVE
MADISON, WI 53704

2022.21.03

DATE	ISSUANCE/REVISIONS	Δ
05/17/2023	SITE PLAN REVIEW	

BUILDING ELEVATIONS

A202

5/17/2023 1:39:23 PM

©2022 Potter Lawson, Inc.

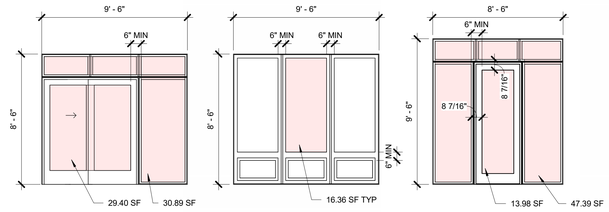

Glazing Size Conditions
1/4" = 1'-0"

ELEVATION AREA: 3,704.10 SF
ELEVATION GLAZING AREA: 890.54 SF
GLAZING PERCENTAGE: 24.04% GLAZING

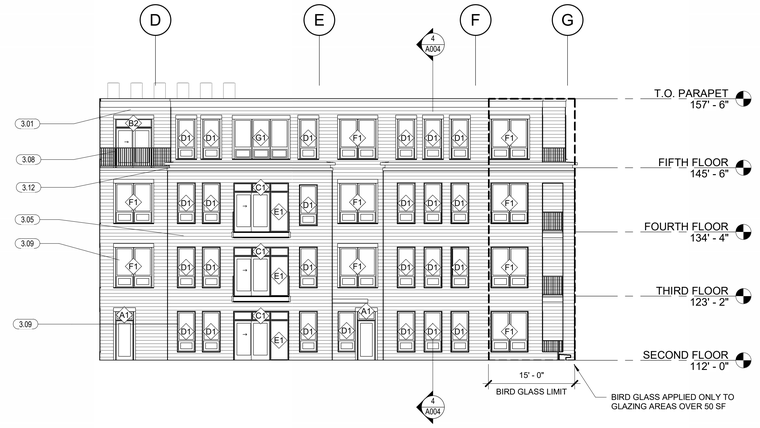

1 A203 COURTYARD EAST ELEVATION
3/32" = 1'-0"



ELEVATION AREA: 3,704.10 SF
ELEVATION GLAZING AREA: 890.54 SF
GLAZING PERCENTAGE: 24.04% GLAZING

2 A203 COURTYARD WEST ELEVATION
3/32" = 1'-0"

0' 4' 8' 16' 32'

Potter Lawson
Success by Design

KEYNOTES	
3.01	HARDIE PLANK LAP SIDING BEADED SMOOTH - IRON GRAY
3.05	WOODTONE RUSTIC SERIES, JAMES HARDIE - SAND CASTLE, TYPICAL
3.08	RAILING SYSTEM, TYPICAL
3.09	COMPOSITE LOW-E DOOR AND WINDOWS, TYPICAL
3.12	BRAKE METAL COPING - PAINT

GLAZING NOTES

APPROACH TO BIRD-FRIENDLY GLAZING:
- ALL FACADES ARE COMPOSED OF LESS THAN 50% GLAZING
- ALL GLAZING < 50 SF U.N.O.

PRELIMINARY
NOT FOR CONSTRUCTION

1617 SHERMAN AVE BLDG C
VERMILION

1617 SHERMAN AVE
MADISON, WI 53704

2022.21.03

DATE	ISSUANCE/REVISIONS
05/17/2023	SITE PLAN REVIEW

BUILDING ELEVATIONS

A203

5/17/2023 1:39:26 PM

©2022 Potter Lawson, Inc.

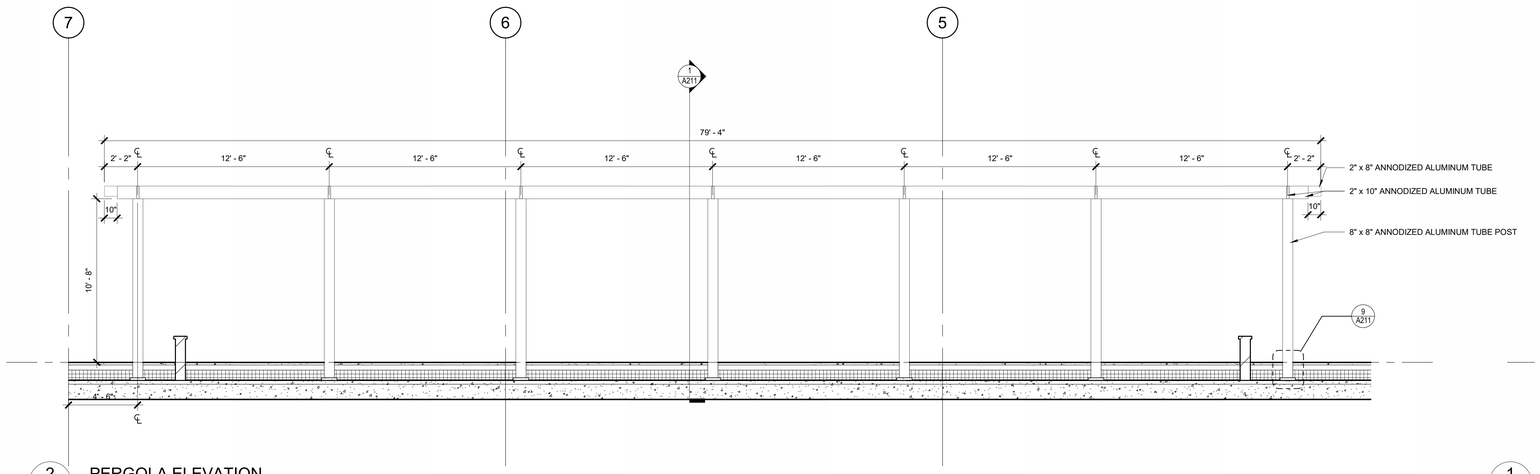

2 A211 PERGOLA ELEVATION
1/4" = 1'-0"

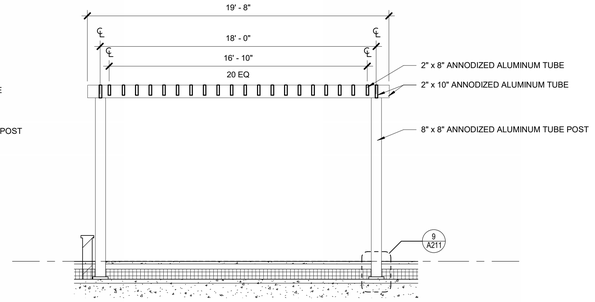

1 A211 PERGOLA SECTION
1/4" = 1'-0"

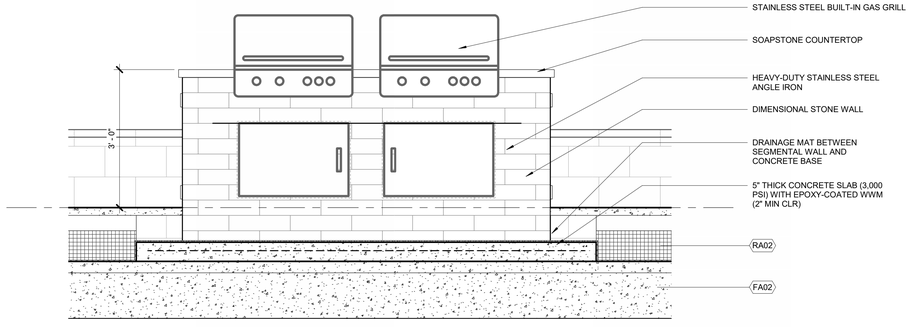

5 A211 FRONT ELEVATION OF BBQ ISLAND
3/4" = 1'-0"

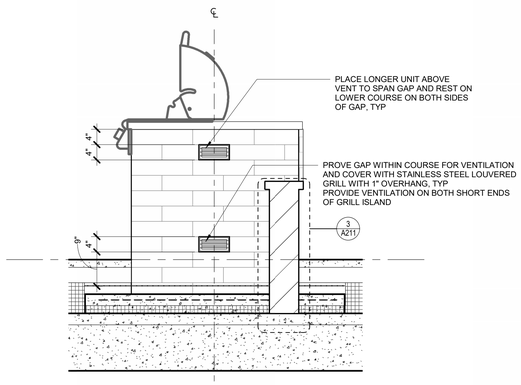

4 A211 SIDE ELEVATION OF GRILL
3/4" = 1'-0"

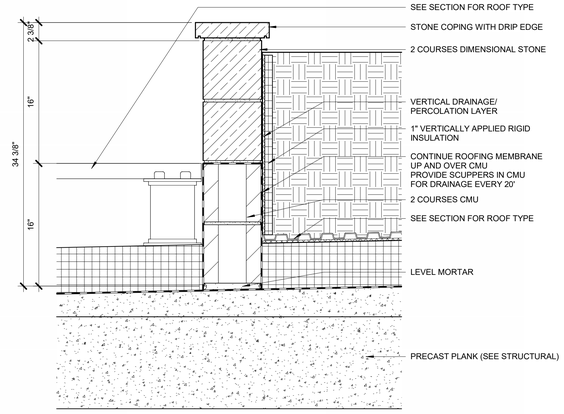

3 A211 PLANTER WALL DETAIL
1 1/2" = 1'-0"

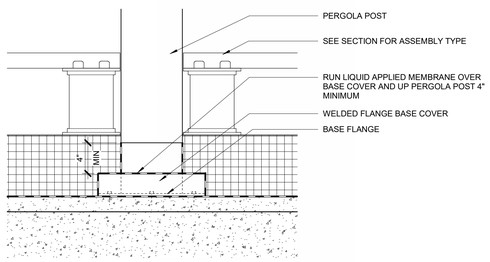

9 A211 PERGOLA POST BASE DETAIL
1 1/2" = 1'-0"

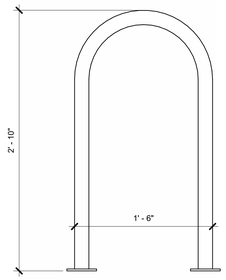

8 A211 TYPICAL FLOOR MOUNTED BIKE STALL
1 1/2" = 1'-0"

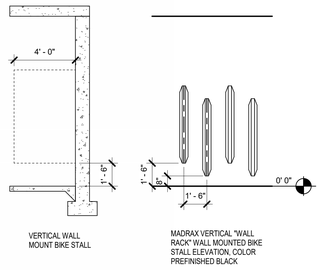

7 A211 WALL MOUNTED BIKE STALLS
1/4" = 1'-0"

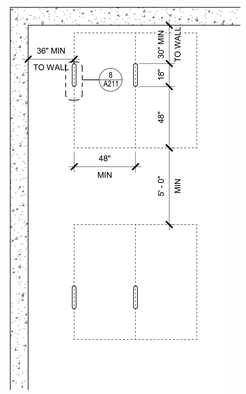

6 A211 TYPICAL FLOOR MOUNTED BIKE STALLS
1/4" = 1'-0"

Potter Lawson
Success by Design

PRELIMINARY
NOT FOR CONSTRUCTION

1617 SHERMAN AVE BLDG C
VERMILION

1617 SHERMAN AVE
MADISON, WI 53704

2022.21.03

DATE	ISSUANCE/REVISIONS	
05/17/2023	SITE PLAN REVIEW	

GREEN ROOF AND BIKE STALL DETAILS

A211

5/17/2023 1:39:27 PM

©2022 Potter Lawson, Inc.

1617 SHERMAN AVE BLDG B.1 AND B.3

VERMILION
1617 SHERMAN AVE
MADISON, WI 53704

2022.21.02

Project Status: SITE PLAN REVIEW

Drawing Index

C = Issued for Construction
B = Issued for Bidding
R = Issued for Reference Only

DWG #	DRAWING TITLE
GENERAL	
CD01	COVER DRAWING
ARCHITECTURAL	
A101B.1	BUILDING B.1 FLOOR PLANS
A101B.3	BUILDING B.3 FLOOR PLANS
A103	ROOF PLANS
A201B.1	BUILDING B.1 ELEVATIONS
A201B.3	BUILDING B.3 ELEVATIONS

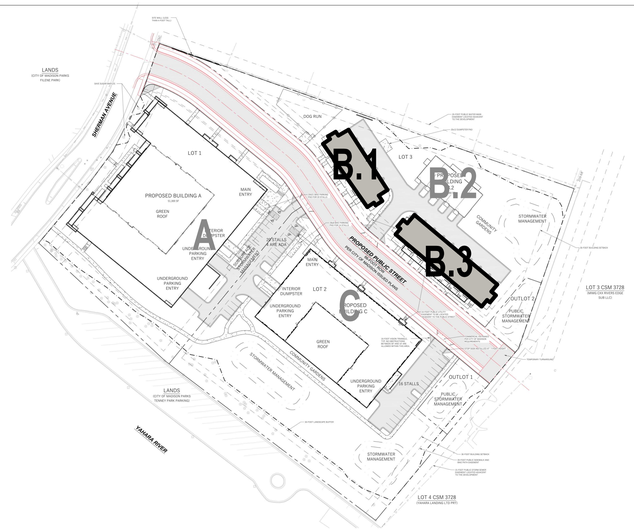





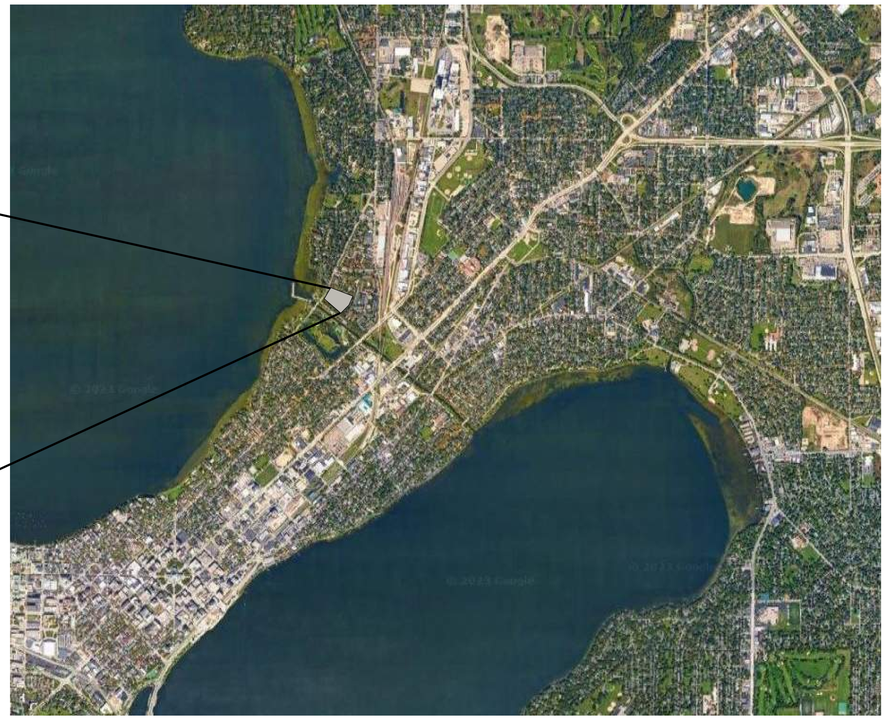

TRUE NORTH

Potter Lawson
Success by Design

Architect:
749 University Row Suite 300
Madison, WI 53705
608-274-2741

PRELIMINARY
NOT FOR CONSTRUCTION

1617 SHERMAN AVE BLDG B.1 AND B.3
VERMILION

1617 SHERMAN AVE
MADISON, WI 53704

2022.21.02

DATE	ISSUANCE/REVISIONS
05/17/2023	SITE PLAN REVIEW

COVER DRAWING

CD01

5/17/2023 1:55:20 PM

©2022 Potter Lawson, Inc.

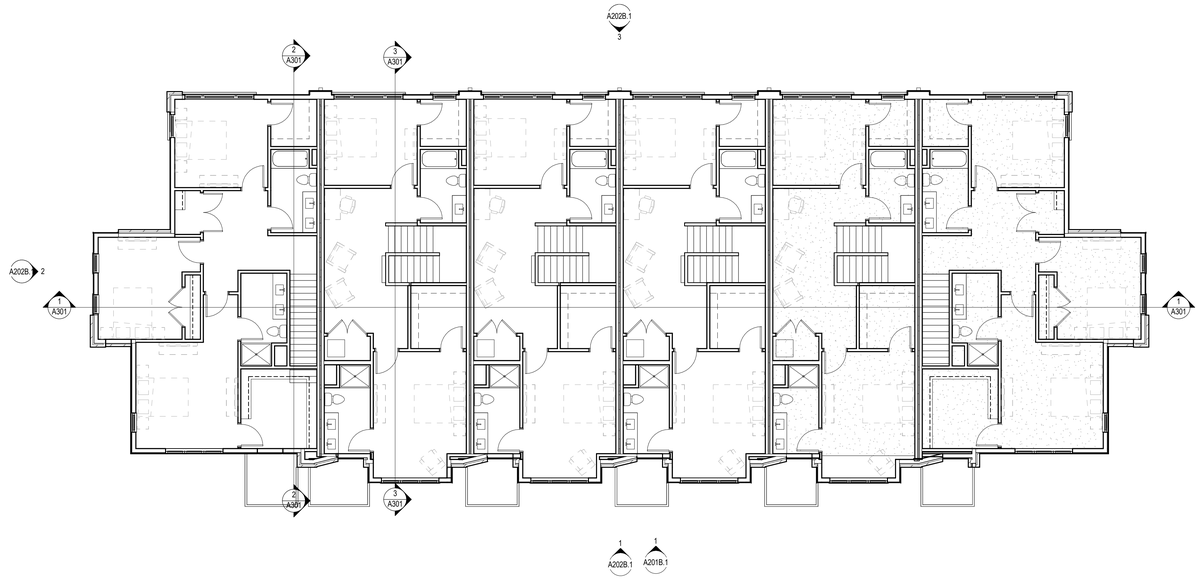

2 SECOND FLOOR B.1
A101B.1 1/8" = 1'-0"

0' 4' 8' 16'

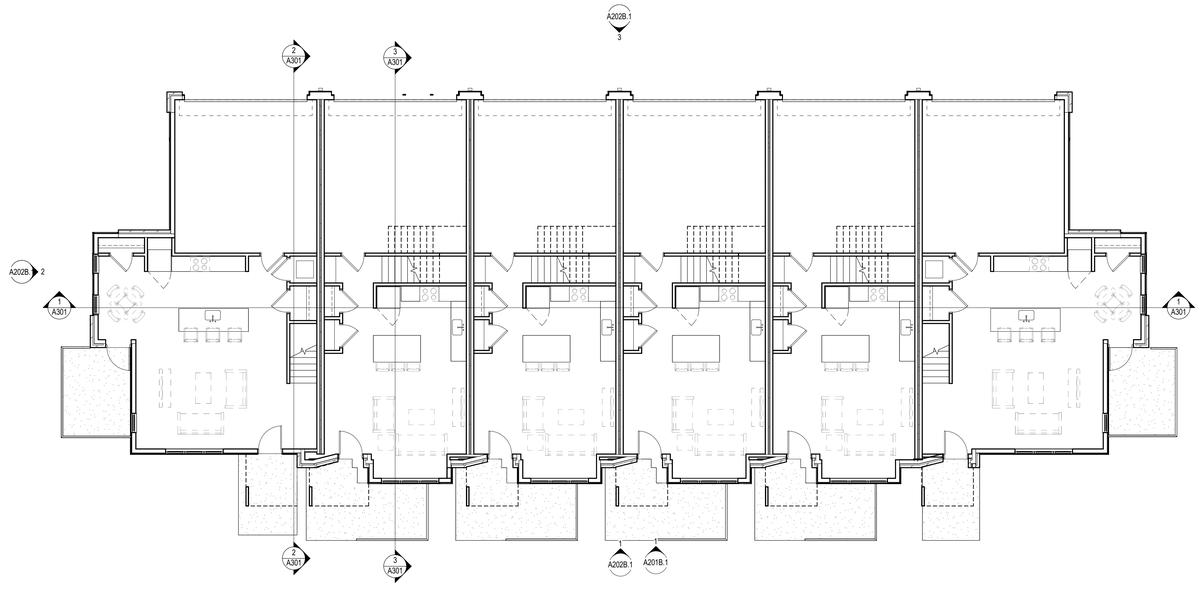

1 FIRST FLOOR B.1
A101B.1 1/8" = 1'-0"

0' 4' 8' 16'

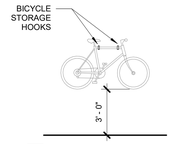

1 BICYCLE STORAGE

Potter Lawson
Success by Design

PRELIMINARY
NOT FOR CONSTRUCTION

1617 SHERMAN AVE BLDG B.1
AND B.3
VERMILION

1617 SHERMAN AVE
MADISON, WI 53704

2022.21.02

DATE	ISSUANCE/REVISIONS
01/17/2023	LAND USE APPLICATION
04/26/2023	URBAN DESIGN COMMISSION
05/12/2023	ZONING SUBMITTAL
05/31/2023	URBAN DESIGN COMMISSION FINAL

BUILDING B.1
FLOOR PLANS

A101B.1

5/15/2023 10:34:17 AM

©2022 Potter Lawson, Inc.

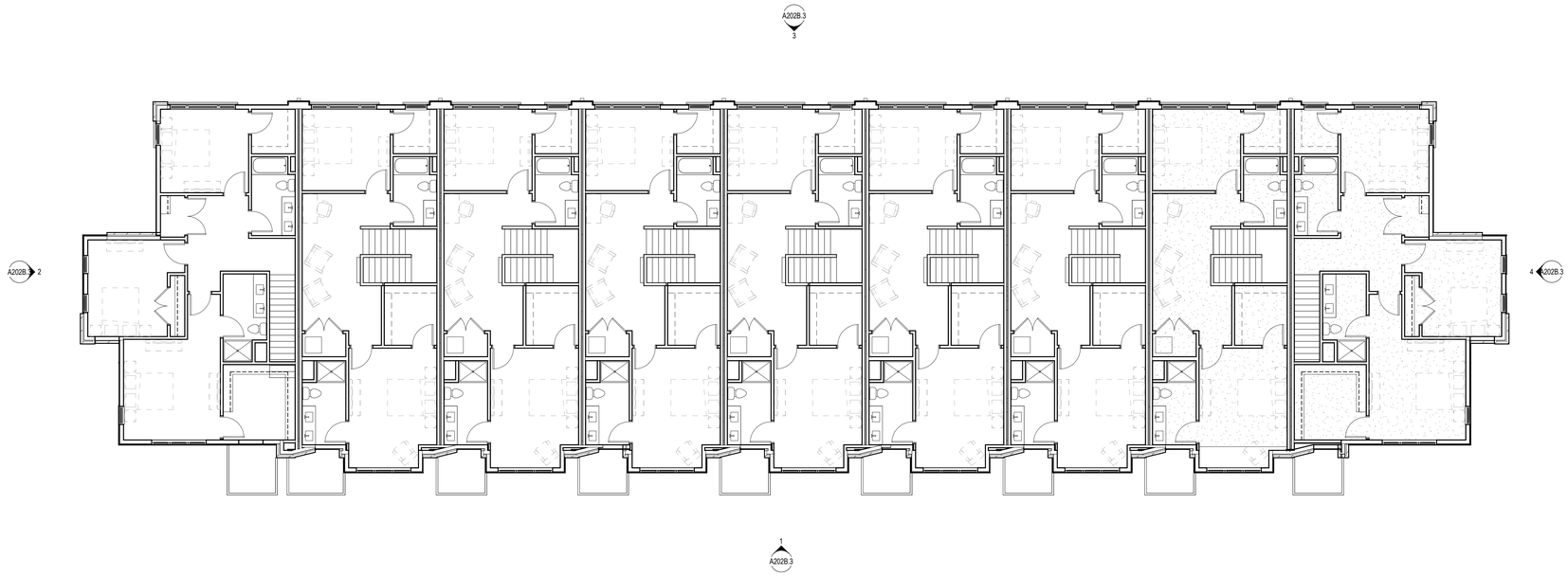

2 A101B.3 SECOND FLOOR B.3
1/8" = 1'-0"

0' 4' 8' 16'

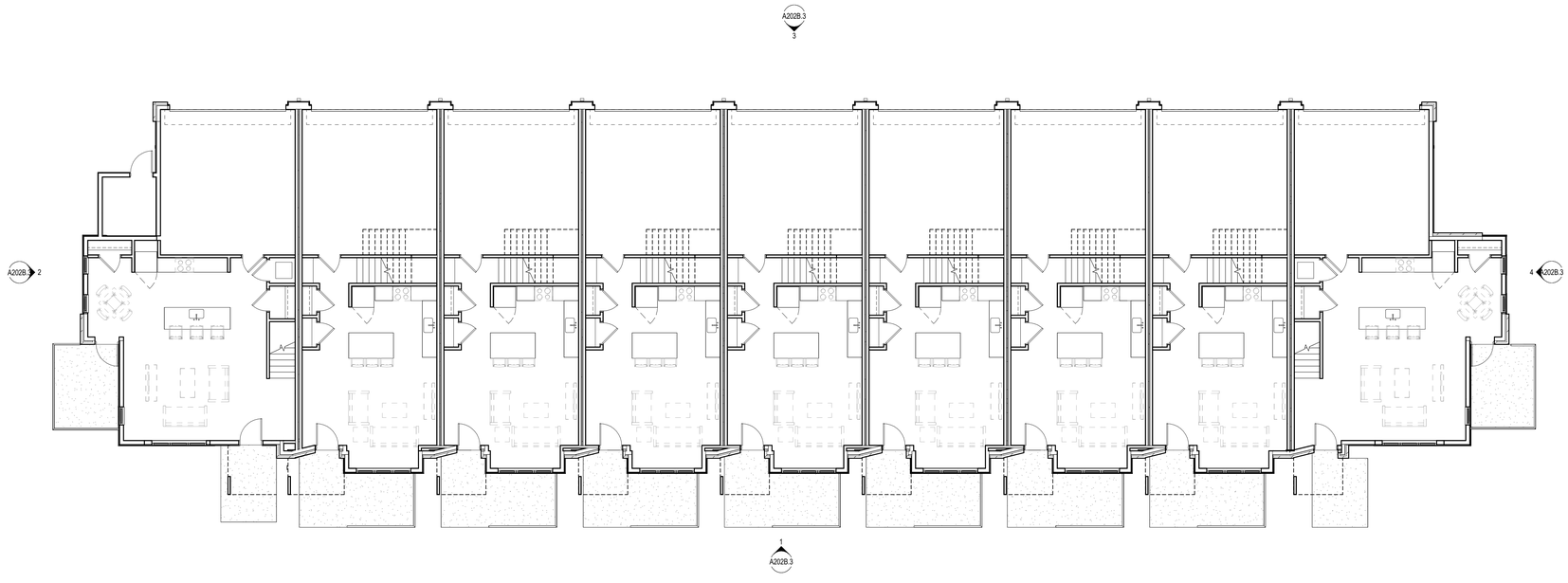

1 A101B.3 FIRST FLOOR B.3
1/8" = 1'-0"

0' 4' 8' 16'

Potter Lawson
Success by Design

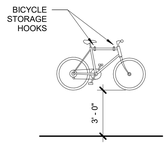

1 BICYCLE STORAGE

PRELIMINARY
NOT FOR CONSTRUCTION

1617 SHERMAN AVE BLDG B.1 AND B.3
VERMILION

1617 SHERMAN AVE
MADISON, WI 53704

2022.21.02

DATE	ISSUANCE/REVISIONS
01/17/2023	LAND USE APPLICATION
04/26/2023	URBAN DESIGN COMMISSION
05/12/2023	ZONING SUBMITTAL
05/31/2023	URBAN DESIGN COMMISSION FINAL

BUILDING B.3 FLOOR PLANS

A101B.3

5/15/2023 10:34:19 AM

©2022 Potter Lawson, Inc.

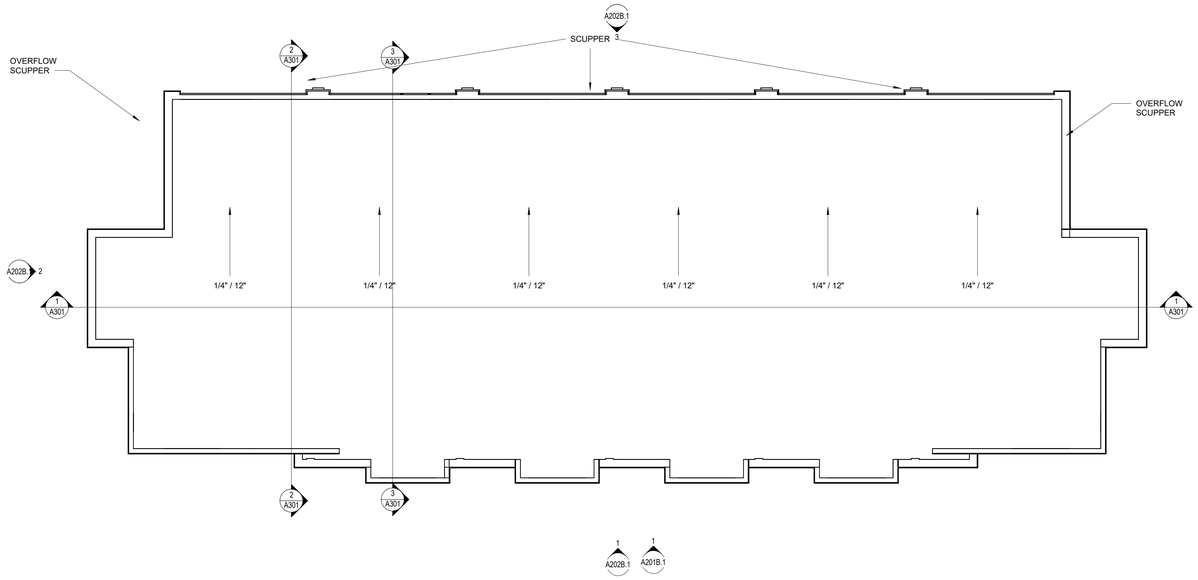

1 A103 B.1 ROOF PLAN

1/8" = 1'-0"

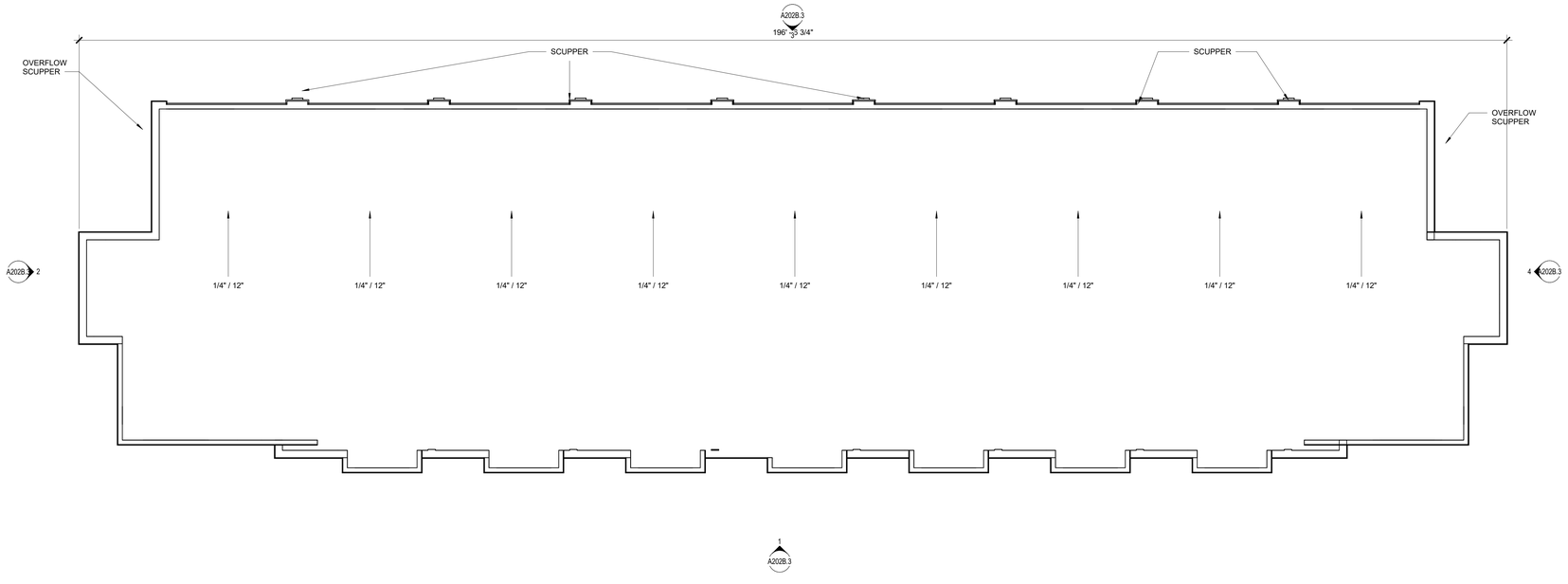

2 A103 B.3 ROOF PLAN

1/8" = 1'-0"

Potter Lawson

Success by Design

PRELIMINARY
NOT FOR CONSTRUCTION

1617 SHERMAN AVE BLDG B.1 AND B.3
VERMILION

1617 SHERMAN AVE
MADISON, WI 53704

2022.21.02

DATE	ISSUANCE/REVISIONS
05/31/2023	URBAN DESIGN COMMISSION FINAL

ROOF PLANS

A103

5/15/2023 10:34:19 AM

©2022 Potter Lawson, Inc.



1 SOUTH ELEVATION
A201B.1 1/8" = 1'-0"



2 WEST ELEVATION
A201B.1 1/8" = 1'-0"



3 NORTH ELEVATION
A201B.1 1/8" = 1'-0"



4 EAST ELEVATION
A201B.1 1/8" = 1'-0"

0' 4' 8' 16'

KEYNOTES	
3.02	HARDIE PLANK LAP SIDING BEADED SMOOTH - RUSTIC ROAD
3.03	FACE BRICK - WHITE VELOUR
3.06	HARDIE ARCHITECTURAL PANEL - FINE PEWTER
3.07	HARDIE ARCHITECTURAL PANEL - IRON GRAY
3.08	RAILING SYSTEM, TYPICAL
3.09	COMPOSITE LOW-E DOOR AND WINDOWS, TYPICAL
3.10	PRODIMA - PARKLEX NATURCLAD W CLADDING - NUX
3.11	OVERHEAD COILING GARAGE DOOR
3.12	BRAKE METAL COPING - PAINT
3.13	ALUMINUM HOPPER AND DOWNSPOUT
3.15	ENTRANCE CANOPY

GLAZING NOTES

APPROACH TO BIRD-FRIENDLY GLAZING:
- ALL FACADES ARE COMPOSED OF LESS THAN 50% GLAZING.
- ALL GLAZING < 50 SF U.N.O.

Potter Lawson
Success by Design

PRELIMINARY
NOT FOR CONSTRUCTION

1617 SHERMAN AVE BLDG B.1 AND B.3
VERMILION

1617 SHERMAN AVE
MADISON, WI 53704

2022.21.02

DATE	ISSUANCE/REVISIONS
05/31/2023	URBAN DESIGN COMMISSION FINAL

BUILDING B.1 ELEVATIONS - COLOR

A201B.1

5/25/2023 3:14:05 PM

©2022 Potter Lawson, Inc.



1 SOUTH ELEVATION
A201B.3 1/8" = 1'-0"

0' 4' 8' 16'



2 WEST ELEVATION
A201B.3 1/8" = 1'-0"

0' 4' 8' 16'



3 NORTH ELEVATION
A201B.3 1/8" = 1'-0"

0' 4' 8' 16'



4 EAST ELEVATION
A201B.3 1/8" = 1'-0"

0' 4' 8' 16'

GLAZING NOTES

APPROACH TO BIRD-FRIENDLY GLAZING:
- ALL FACADES ARE COMPOSED OF LESS THAN 50% GLAZING.
- GLAZING AREAS ARE DIVIDED BY A MINIMUM OF 6" WHERE NECESSARY SO THAT NO AREA EXCEEDS 50 SF.

PRELIMINARY
NOT FOR CONSTRUCTION

1617 SHERMAN AVE BLDG B.1 AND B.3
VERMILION

1617 SHERMAN AVE
MADISON, WI 53704

2022.21.02

DATE	ISSUANCE/REVISIONS
01/17/2023	LAND USE APPLICATION
04/26/2023	URBAN DESIGN COMMISSION
05/31/2023	URBAN DESIGN COMMISSION FINAL

BUILDING B.3 ELEVATIONS - COLOR

A201B.3

5/15/2023 10:34:24 AM

©2022 Potter Lawson, Inc.



1 SOUTH ELEVATION
A201B.1 1/8" = 1'-0"

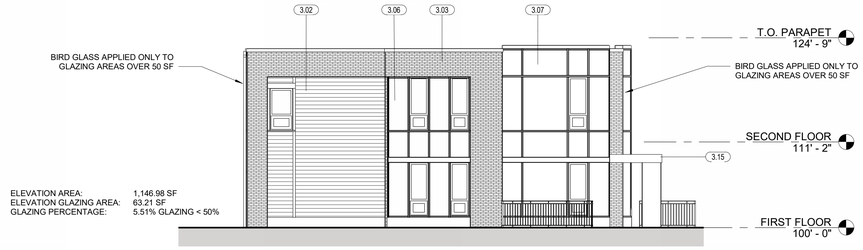

2 WEST ELEVATION
A201B.1 1/8" = 1'-0"



3 NORTH ELEVATION
A201B.1 1/8" = 1'-0"



4 EAST ELEVATION
A201B.1 1/8" = 1'-0"

0' 4' 8' 16'

KEYNOTES	
3.02	HARDIE PLANK LAP SIDING BEADED SMOOTH - RUSTIC ROAD
3.03	FACE BRICK - WHITE VELOUR
3.06	HARDIE ARCHITECTURAL PANEL - FINE PEWTER
3.07	HARDIE ARCHITECTURAL PANEL - IRON GRAY
3.08	RAILING SYSTEM, TYPICAL
3.09	COMPOSITE LOW-E DOOR AND WINDOWS, TYPICAL
3.10	PRODIMA - PARKLEX NATURCLAD W CLADDING - NUX
3.11	OVERHEAD COILING GARAGE DOOR
3.12	BRAKE METAL COPING - PAINT
3.13	ALUMINUM HOPPER AND DOWNSPOUT
3.15	ENTRANCE CANOPY

GLAZING NOTES

APPROACH TO BIRD-FRIENDLY GLAZING:
- ALL FACADES ARE COMPOSED OF LESS THAN 50% GLAZING.
- ALL GLAZING < 50 SF U.N.O.

Potter Lawson
Success by Design

PRELIMINARY
NOT FOR CONSTRUCTION

1617 SHERMAN AVE BLDG B.1 AND B.3
VERMILION

1617 SHERMAN AVE
MADISON, WI 53704

2022.21.02

DATE	ISSUANCE/REVISIONS
05/17/2023	SITE PLAN REVIEW

BUILDING B.1 ELEVATIONS

A201B.1

5/25/2023 3:15:22 PM

©2022 Potter Lawson, Inc.



1 SOUTH ELEVATION
A202B.3 1/8" = 1'-0"

0' 4' 8' 16'

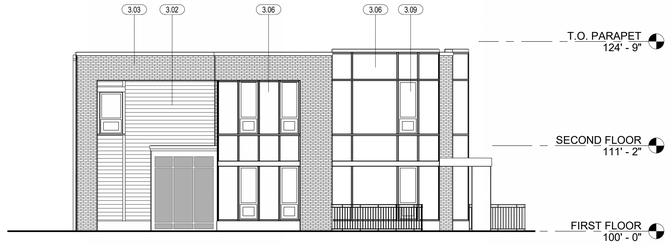

2 WEST ELEVATION
A202B.3 1/8" = 1'-0"

0' 4' 8' 16'



3 NORTH ELEVATION
A202B.3 1/8" = 1'-0"

0' 4' 8' 16'



4 EAST ELEVATION
A202B.3 1/8" = 1'-0"

0' 4' 8' 16'

5/15/2023 10:34:27 AM

©2022 Potter Lawson, Inc.

Potter Lawson
Success by Design

GLAZING NOTES

APPROACH TO BIRD-FRIENDLY GLAZING:
- ALL FACADES ARE COMPOSED OF LESS THAN 50% GLAZING.
- GLAZING AREAS ARE DIVIDED BY A MINIMUM OF 6" WHERE NECESSARY SO THAT NO AREA EXCEEDS 50 SF.

PRELIMINARY
NOT FOR CONSTRUCTION

1617 SHERMAN AVE BLDG B.1 AND B.3
VERMILION

1617 SHERMAN AVE
MADISON, WI 53704

2022.21.02

DATE	ISSUANCE/REVISIONS
01/17/2023	LAND USE APPLICATION
04/26/2023	URBAN DESIGN COMMISSION
05/31/2023	URBAN DESIGN COMMISSION FINAL

BUILDING B.3 ELEVATIONS - B/W

A202B.3

BUILDING MATERIALS

BUILDINGS A AND C:



Fiber Cement Lap Siding
Iron Gray
**or similar*



Endicott Brick
Manganese Iron Spot
**or similar*



Fiber Cement Rustic Series Woodtone
Sand Castle Color
**or similar*

BUILDINGS B1 AND B3:



Glen-Gery Brick
White - Velour Texture
**or similar*



Fiber Cement Architectural Panel
CedarMill - Aged Pewter
**or similar*



Fiber Cement Architectural Panel
CedarMill - Iron Gray
**or similar*



Parklex Prodima Naturclad-W Cladding
NUX Color
**or similar*

BUILDING B2:



Glen-Gery Brick
White - Velour Texture
**or similar*



Fiber Cement Architectural Panel
CedarMill - Iron Gray
**or similar*



Fiber Cement Lap Siding
Rustic Road
**or similar*

Potter Lawson
Success by Design

PRELIMINARY
NOT FOR CONSTRUCTION

1617 SHERMAN AVE BLDG B.1 AND B.3
VERMILION

1617 SHERMAN AVE
MADISON, WI 53704

2022.21.02

DATE	ISSUANCE/REVISIONS
05/31/2023	URBAN DESIGN COMMISSION FINAL

BUILDING MATERIALS

G002

5/15/2023 9:03:35 AM

©2022 Potter Lawson, Inc.

1617 SHERMAN AVE BLDG B.2

VERMILION
1617 SHERMAN AVE
MADISON, WI 53704

2022.21.00

PROJECT STATUS: SITE PLAN REVIEW

Drawing Index

C = Issued for Construction
B = Issued for Bidding
R = Issued for Reference Only

DWG #	DRAWING TITLE
GENERAL	
CD01	COVER DRAWING
ARCHITECTURAL	
A101B.2	BUILDING B.2 FLOOR PLANS AND ROOF PLAN
A201B.2	BUILDING B.2 ELEVATIONS

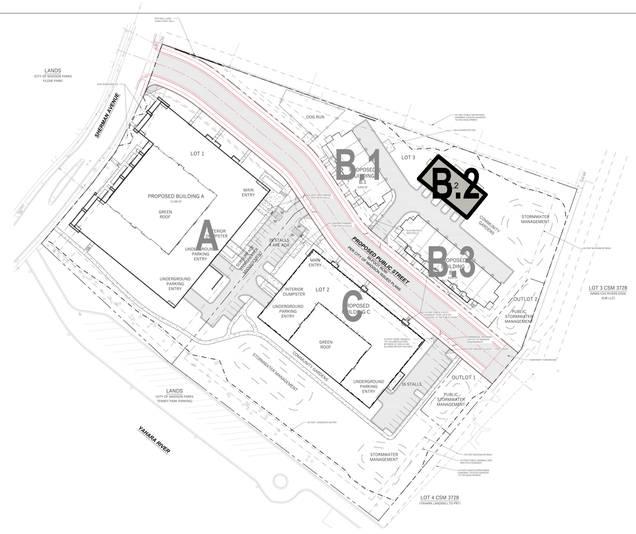





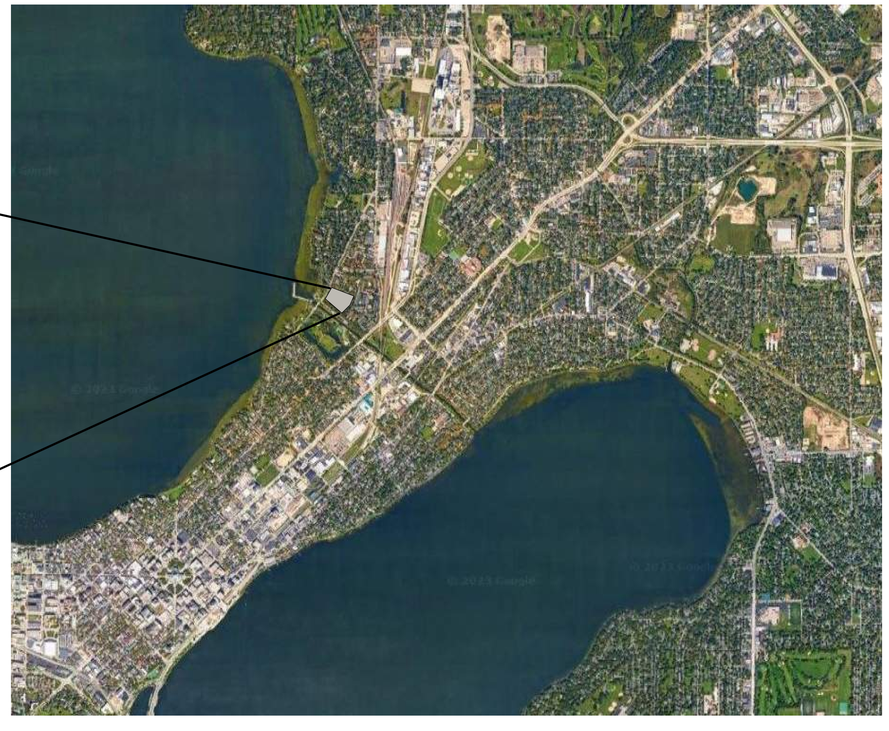

TRUE NORTH

Potter Lawson
Success by Design

Architect:
749 University Row Suite 300
Madison, WI 53705
608-274-2741

PRELIMINARY
NOT FOR CONSTRUCTION

1617 SHERMAN AVE BLDG B.2
VERMILION

1617 SHERMAN AVE
MADISON, WI 53704

2022.21.00

DATE	ISSUANCE/REVISIONS
05/17/2023	SITE PLAN REVIEW

COVER DRAWING

CD01

5/17/2023 1:55:38 PM

©2022 Potter Lawson, Inc.

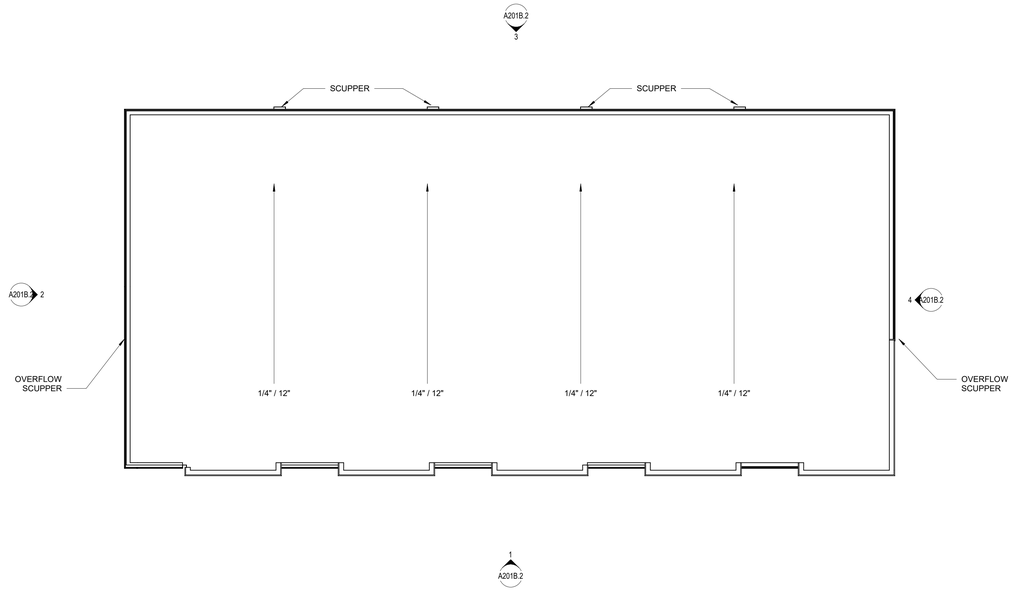

3 ROOF PLAN
A101B.2 1/8" = 1'-0"

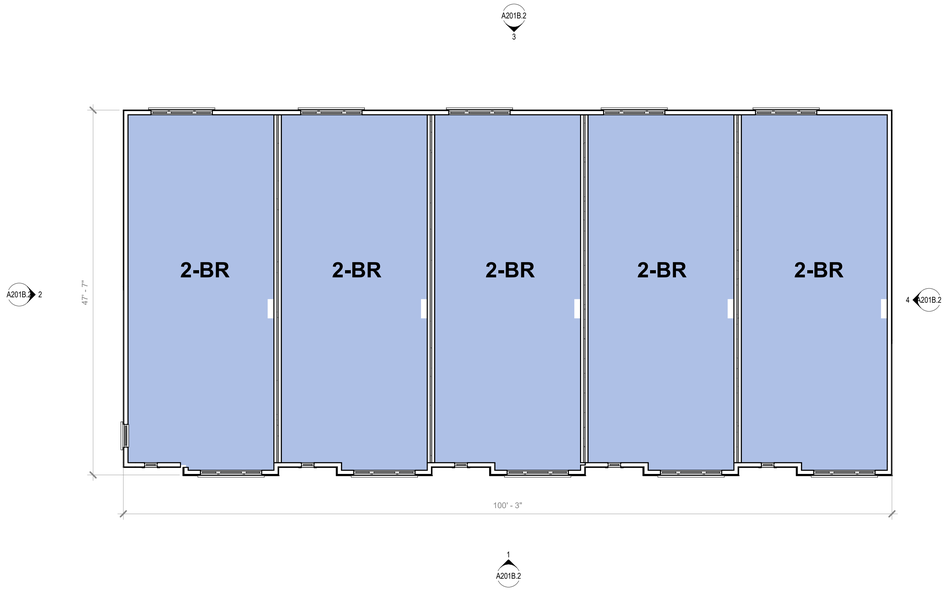

1 SECOND FLOOR PLAN
A101B.2 1/8" = 1'-0"

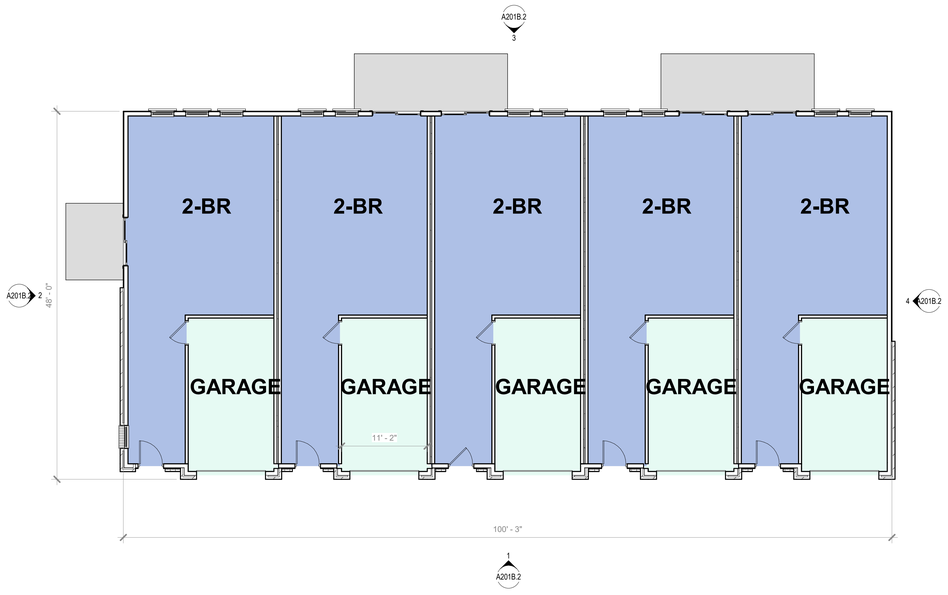

2 FIRST FLOOR PLAN
A101B.2 1/8" = 1'-0"

0' 4' 8' 16'

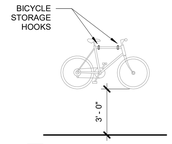

1 BICYCLE STORAGE IN GARAGE IN FRONT OF VEHICLE

GENERAL NOTES:

1. ALL FLOORS SLOPE TO DRAINS AT 1/8" PER FOOT UNLESS OTHERWISE NOTED.
2. MAX FLOOR SLOPE ALONG ACCESSIBLE EGRESS PATH IS 1/4" PER FOOT.
3. COORDINATE ALL FIXTURE, CONDUIT, AND PIPING LOCATIONS WITH ARCHITECT. MIN HEIGHT ALLOWED 7'-0".
4. COORDINATE HVAC SUPPLY AND EXHAUST LOCATIONS WITH ARCHITECT.

PARKING COUNTS:

UTILIZING THE ONE SIZE FITS ALL FOR COVERED PARKING

NUMBER OF VEHICLE PARKING STALLS:
TOTAL STALLS REQUIRED = 5, PROVIDED = 5
COVERED STALLS PROVIDED = 5

NUMBER OF EV PARKING STALLS:
EV INSTALLED REQUIRED = 1, PROVIDED = 5
EV READY REQUIRED = 1, PROVIDED = 0

NUMBER OF BIKE PARKING STALLS:
TOTAL REQUIRED = 6 (1 PER UNIT PLUS 1 PER 10 UNITS)
LONG TERM = 5 (IN EACH UNIT GARAGE)
SHORT TERM STALLS ALLOWED = 1, PROVIDED = 2
TOTAL PROVIDED = 7

PRELIMINARY
NOT FOR CONSTRUCTION

1617 SHERMAN AVE BLDG B.2
VERMILION

1617 SHERMAN AVE
MADISON, WI 53704

2022.21.00

DATE	ISSUANCE/REVISIONS	⚠
05/17/2023	SITE PLAN REVIEW	

BUILDING B.2 FLOOR PLANS AND ROOF PLAN

A101B.2

5/17/2023 1:37:33 PM

©2022 Potter Lawson, Inc.

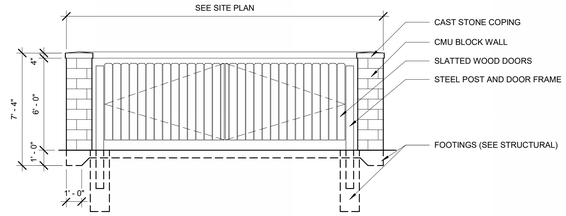

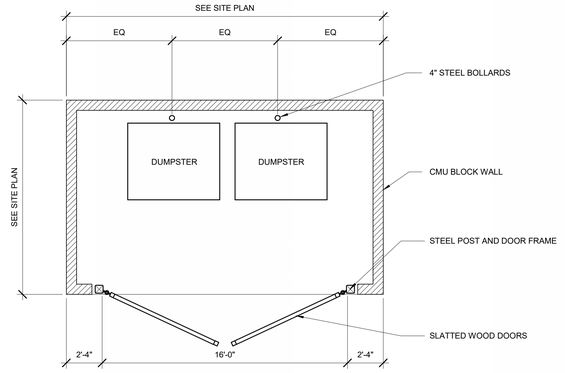

5 A201B.2 SITE - TRASH ENCLOSURE
1/4" = 1'-0"

0' 2' 4' 8'



1 A201B.2 SOUTH ELEVATION
1/8" = 1'-0"

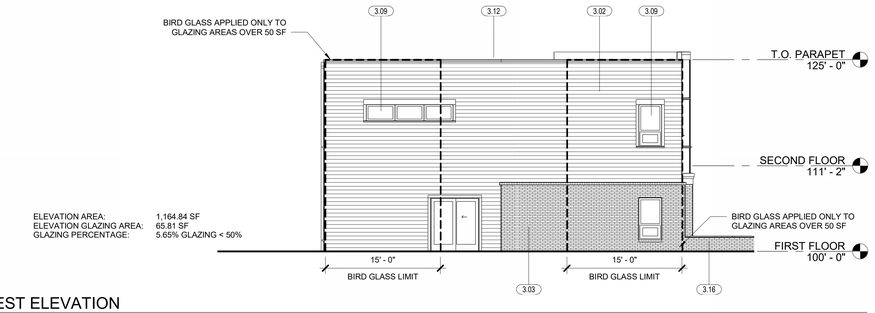

2 A201B.2 WEST ELEVATION
1/8" = 1'-0"

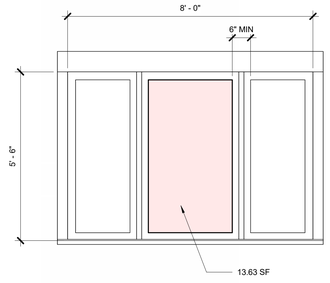

BIRD GLASS COMPLIANCE
1/2" = 1'-0"



3 A201B.2 NORTH ELEVATION
1/8" = 1'-0"

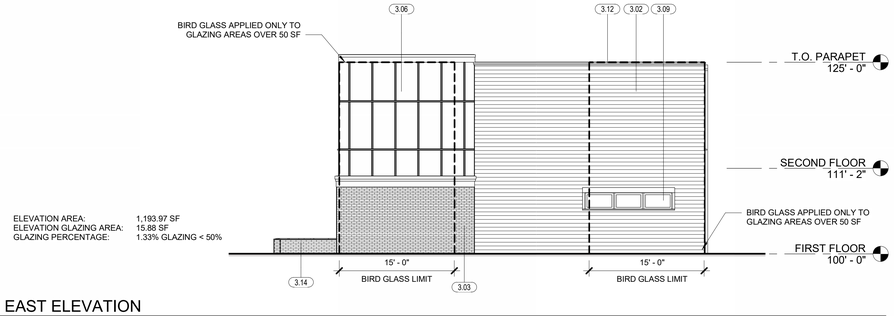

4 A201B.2 EAST ELEVATION
1/8" = 1'-0"

0' 4' 8' 16'

KEYNOTES	
3.02	HARDIE PLANK LAP SIDING BEADED SMOOTH - RUSTIC ROAD
3.03	FACE BRICK - WHITE VELOUR
3.06	HARDIE ARCHITECTURAL PANEL - FINE PEWTER
3.09	COMPOSITE LOW-E DOOR AND WINDOWS, TYPICAL
3.11	OVERHEAD COILING GARAGE DOOR
3.12	BRAKE METAL COPING - PAINT
3.13	ALUMINUM HOPPER AND DOWNSPOUT
3.14	FACE BRICK - MANGANESE IRON SPOT, VERTICAL STACK BOND
3.16	BRICK OVER MASONRY WALL WITH A CAST STONE CAP, TYP AT EVERY WALK UP

GLAZING NOTES
APPROACH TO BIRD-FRIENDLY GLAZING:
- ALL FACADES ARE COMPOSED OF LESS THAN 50% GLAZING.
- ALL GLAZING < 50 SF U.N.O.

PRELIMINARY
NOT FOR CONSTRUCTION

1617 SHERMAN AVE BLDG B.2
VERMILION

1617 SHERMAN AVE
MADISON, WI 53704

2022.21.00

DATE	ISSUANCE/REVISIONS
05/17/2023	SITE PLAN REVIEW

BUILDING B.2 ELEVATIONS

A201B.2

5/17/2023 1:37:36 PM

©2022 Potter Lawson, Inc.

BUILDING A ALONG
SHERMAN AVE



BUILDING A WALK UP
UNIT DESIGN



Potter Lawson
Success by Design

PRELIMINARY
NOT FOR CONSTRUCTION

1617 SHERMAN AVE BLDG B.1
AND B.3
VERMILION

1617 SHERMAN AVE
MADISON, WI 53704

2022.21.02

DATE	ISSUANCE/REVISIONS
05/31/2023	URBAN DESIGN COMMISSION FINAL

**BUILDING A
RENDER**

G003

5/15/2023 10:34:27 AM

©2022 Potter Lawson, Inc.

BUILDING C ALONG NEW STREET



BUILDING C LOBBY ENTRY



Potter Lawson
Success by Design

PRELIMINARY
NOT FOR CONSTRUCTION

1617 SHERMAN AVE BLDG B.1 AND B.3
VERMILION

1617 SHERMAN AVE
MADISON, WI 53704

2022.21.02

DATE	ISSUANCE/REVISIONS
05/31/2023	URBAN DESIGN COMMISSION FINAL

BUILDING C RENDER

G004

5/15/2023 11:23:55 AM

©2022 Potter Lawson, Inc.

BUILDING B.1 ALONG STREET



BUILDING B.1 AND B.3 WALK UP UNIT DESIGN



Potter Lawson
Success by Design

PRELIMINARY
NOT FOR CONSTRUCTION

1617 SHERMAN AVE BLDG B.1 AND B.3
VERMILION

1617 SHERMAN AVE
MADISON, WI 53704

2022.21.02

DATE	ISSUANCE/REVISIONS
05/31/2023	URBAN DESIGN COMMISSION FINAL

BUILDING B.1 RENDER

G005

5/15/2023 10:34:26 AM

©2022 Potter Lawson, Inc.

BUILDING B.3 CORNER
UNIT DETAIL





BUILDING A SOUTHEAST ELEVATION

Potter Lawson
Success by Design

PRELIMINARY
NOT FOR CONSTRUCTION

1617 SHERMAN AVE BLDG B.1 AND B.3
VERMILION

1617 SHERMAN AVE
MADISON, WI 53704

2022.21.02

DATE	ISSUANCE/REVISIONS
05/31/2023	URBAN DESIGN COMMISSION FINAL

BUILDING B.3 RENDER

G006

5/15/2023 10:34:26 AM

©2022 Potter Lawson, Inc.



GREEN ROOF



GREEN ROOF

Potter Lawson
Success by Design

PRELIMINARY
NOT FOR CONSTRUCTION

1617 SHERMAN AVE

VERMILION

1617 SHERMAN AVE
MADISON, WI 53704

2022.21.00

DATE	ISSUANCE/REVISIONS
05/31/2023	URBAN DESIGN COMMISSION FINAL

GREEN ROOF PERSPECTIVES

G007

3/24/2023 4:10:28 PM

©2022 Potter Lawson, Inc.



BUILDING C STREET ACTIVATION ALONG NEW STREET



BUILDING C SOUTH ELEVATION

Potter Lawson
Success by Design

PRELIMINARY
NOT FOR CONSTRUCTION

1617 SHERMAN AVE

VERMILION

1617 SHERMAN AVE
MADISON, WI 53704

2022.21.00

DATE	ISSUANCE/REVISIONS
01/30/2023	LAND USE APPLICATION - SUPPLEMENTAL INFO
04/26/2023	URBAN DESIGN COMMISSION

BUILDING C PERSPECTIVES

G008

3/24/2023 4:10:29 PM

©2022 Potter Lawson, Inc.

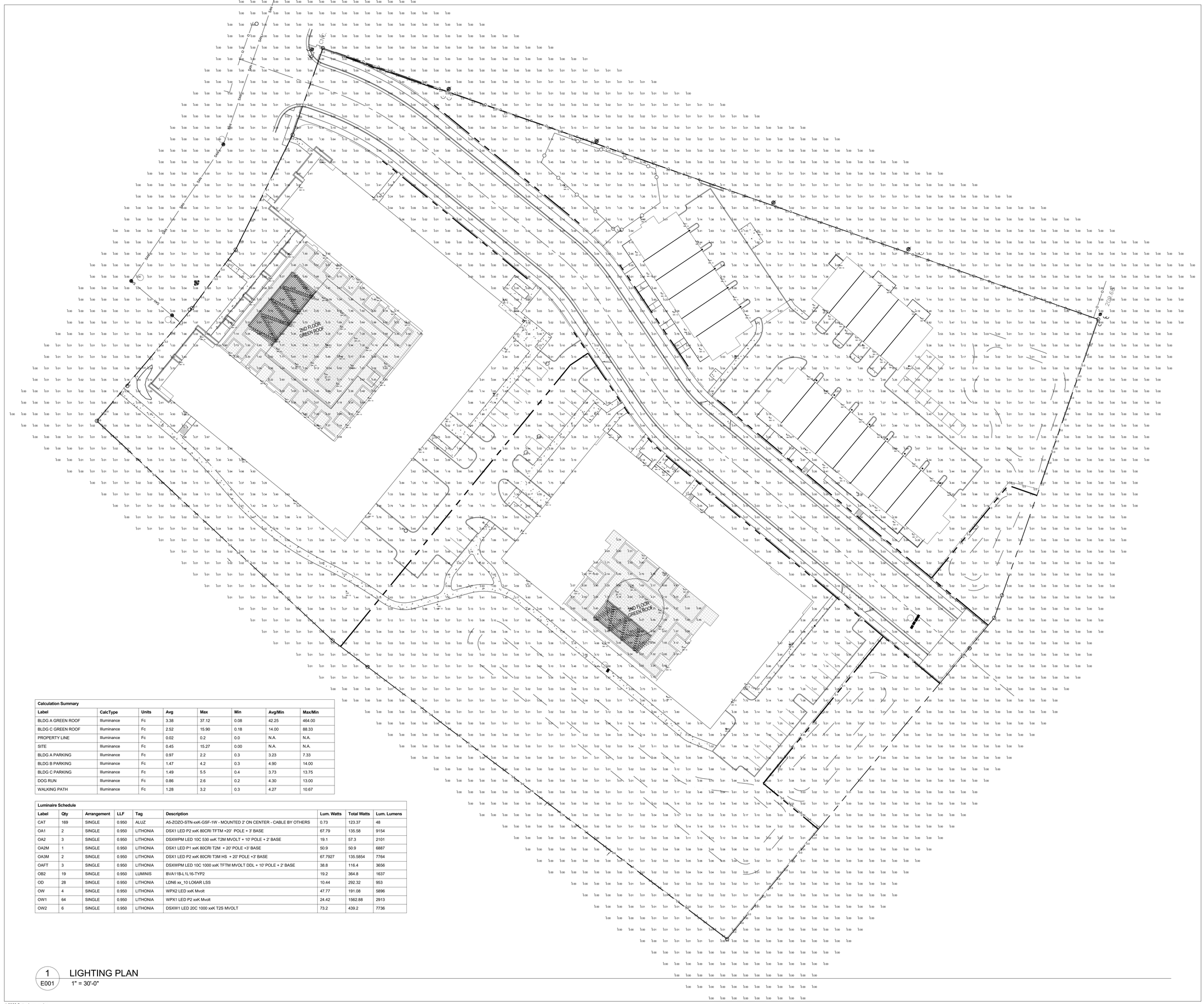

Calculation Summary							
Label	**CalcType**	**Units**	**Avg**	**Max**	**Min**	**Avg/Min**	**Max/Min**
BLDG A GREEN ROOF	Illuminance	Fc	3.38	37.12	0.08	42.25	464.00
BLDG C GREEN ROOF	Illuminance	Fc	2.52	15.90	0.18	14.00	88.33
PROPERTY LINE	Illuminance	Fc	0.02	0.2	0.0	N.A.	N.A.
SITE	Illuminance	Fc	0.45	15.27	0.00	N.A.	N.A.
BLDG A PARKING	Illuminance	Fc	0.97	2.2	0.3	3.23	7.33
BLDG B PARKING	Illuminance	Fc	1.47	4.2	0.3	4.90	14.00
BLDG C PARKING	Illuminance	Fc	1.49	5.5	0.4	3.73	13.75
DOG RUN	Illuminance	Fc	0.86	2.6	0.2	4.30	13.00
WALKING PATH	Illuminance	Fc	1.28	3.2	0.3	4.27	10.67

Luminaire Schedule								
Label	**Qty**	**Arrangement**	**LLF**	**Tag**	**Description**	**Lum. Watts**	**Total Watts**	**Lum. Lumens**
CAT	169	SINGLE	0.950	ALUZ	A5-ZOZO-STN-xxK-GSF-1W - MOUNTED 2' ON CENTER - CABLE BY OTHERS	0.73	123.37	48
OA1	2	SINGLE	0.950	LITHONIA	DSX1 LED P2 xxK 80CRI TFTM +20' POLE + 3' BASE	67.79	135.58	9154
OA2	3	SINGLE	0.950	LITHONIA	DSXWPM LED 10C 530 xxK T2M MVOLT + 10' POLE + 2' BASE	19.1	57.3	2101
OA2M	1	SINGLE	0.950	LITHONIA	DSX1 LED P1 xxK 80CRI T2M + 20' POLE +3' BASE	50.9	50.9	6887
OA3M	2	SINGLE	0.950	LITHONIA	DSX1 LED P2 xxK 80CRI T3M HS + 20' POLE +3' BASE	67.7927	135.5854	7764
OAFT	3	SINGLE	0.950	LITHONIA	DSXWPM LED 10C 1000 xxK TFTM MVOLT DDL + 10' POLE + 2' BASE	38.8	116.4	3656
OB2	19	SINGLE	0.950	LUMINIS	BVA11B-L1L16-TYP2	19.2	364.8	1637
OD	28	SINGLE	0.950	LITHONIA	LDN6 xx_10 L06AR LSS	10.44	292.32	953
OW	4	SINGLE	0.950	LITHONIA	WPX2 LED xxK MVolt	47.77	191.08	5896
OW1	64	SINGLE	0.950	LITHONIA	WPX1 LED P2 xxK MVolt	24.42	1562.88	2913
OW2	6	SINGLE	0.950	LITHONIA	DSXW1 LED 20C 1000 xxK T2S MVOLT	73.2	439.2	7736

1 E001 LIGHTING PLAN
1" = 30'-0"

3/24/2023 4:10:30 PM

©2022 Potter Lawson, Inc.

Potter Lawson
Success by Design

PRELIMINARY
NOT FOR CONSTRUCTION

1617 SHERMAN AVE

VERMILION

1617 SHERMAN AVE
MADISON, WI 53704

2022.21.00

DATE	ISSUANCE/REVISIONS
05/31/2023	URBAN DESIGN COMMISSION FINAL

PHOTOMETRIC PLAN

E001

Potter Lawson

Success by Design

1617 SHERMAN AVE

VERMILION

1617 SHERMAN AVE

MADISON, WI 53704

2022.21.00

DATE	ISSUANCE/REVISIONS	Δ
05/31/2023	URBAN DESIGN COMMISSION FINAL	

PRELIMINARY
NOT FOR CONSTRUCTION

LIGHTING CUT SHEETS

E002

3/24/2023 4:10:30 PM

©2022 Potter Lawson, Inc.

Submitted by Enterprise Lighting, LTD | Job Name: 1617 Sherman Ave - Site | Catalog Number: A5-ZOZO-STN-24-XXK-GSF-WET-169 | Type: CAT | Notes: | ELLZS-118618

ALUZ

A5 Series | String / Festoon
ZOZO Standard
(A5-ZOZO-STN)

TYPE



10 DAY QUICK SHIP | FIELD CUTTABLE | DRY WET | MADE IN USA

CANOPY OPTIONS
(Click image to see individual submittal)

GENERAL FEATURES

Applications	Indoor and Outdoor
Length	Built to Order (+/- 1/8" Tolerance)
Finish	Black
Feed	Standard 6' Power Lead
Strain Relief	Cable (Included, Not for Mounting)
Mounting	Mounting Aircraft Cable (Sold Separately)
Listing	Dry or Wet Location ANSI/UL1598 CSA 22.2 No. 250.0-04, 2nd Edition
Options	Mesh, Canopies, or Cages
UV Rating	Sun-Light Resistance
Installation Link	

ELECTRICAL

Dimming	Forward Phase
Maximum Run	250' without Canopies with Canopies
System	20 Amps (12 Gauge Wire)
Wattage	7W per Lamps
Luminaire Voltage	120V

LAMP SPECIFICATIONS

Lamp Number	Correlated/Color Temperature	Description	Available Lamp Shapes
2kK	2420 Kelvin	Incandescent White	G9FL
27K	2700 Kelvin	Warm White	G9F, G9FL, S9F, S9C
30K	3000 Kelvin	Warm White	G9FL
50K	5000 Kelvin	Cool White	G9F, G9FL, S9F, S9C
R	Red	621nm	G9F, S9C
G	Green	525nm	G9F, S9C
B	Blue	470nm	G9F, S9C
A	Amber	590nm	G9F, S9C

1170 North Red Gum Street, Anaheim, CA 92806
alux lighting | info@alux.lighting | 866.ALUZ.LTG | 714.535.7900
© ALUZ All rights reserved. ALUZ reserves the right to make changes or withdraw specifications without prior notice.

Specification Submittal
Page 1 of 4
3 / 11 / 2022 / Rev 5

Submitted On: Jan 13, 2023 | 1/4 | Index Page

Submitted by Enterprise Lighting, LTD | Job Name: 1617 Sherman Ave - Site | Catalog Number: A5-ZOZO-STN-24-XXK-GSF-WET-169 | Type: CAT | Notes: | ELLZS-118618

ALUZ

A5 Series | String / Festoon
ZOZO Standard
(A5-ZOZO-STN)

TYPE

LAMP OPTIONS

Lamp Image & Dimensions



Lamp Name # / Product Code	G-Shaped Lamp (G9F)	G-Shaped Filament Lamp (G9FL)	S-Shaped Lamp (S9F)	S-Shaped Clear Lamp (S9C)
Lamp Type	Standard LED	Filament LED	Standard LED	Standard LED
Material	Polymer Plastic	Glass	Polymer Plastic	Polymer Plastic
Lamp Life	20,000 hrs.	25,000 hrs.	20,000 hrs.	20,000 hrs.
Lumens	42	256	42	42
Beam Angle	360°	360°	360°	360°
Appearance	Frosted	Clear	Frosted	Clear, Textured
CCT & Colors	2kK, 50K, C, R, A, G, B	2kK, 27K, 50K, 50K	27K, 50K, C, R, A	27K, 50K, R, C, B, A
Lamp Watts	5W	3W	5W	5W

Note: Lamp dimensions are subject to change without notice.

SPECIFY PRODUCT CODE | CHOOSE FROM DROP DOWNS

Series	Spacing	Lamp	verify color temp	Dimming	Listing	Luminaire Length
(Standard No Canopy) (A5-ZOZO-STN)	12" on Center (12")	2700K, G-Shape (27K-G5F)				169
Round Canopy (A5-ZOZO-RND)	24" on Center (24")	5000K, C-Shape (50K-G5F)		Forward Phase (DM)	Indoor (DRY)	Specify Length in Feet. Example: 100'
Round Canopy with Cage (A5-ZOZO-RNC)	36" on Center (36")	Red, G-Shape (R-G5F)		Leave Blank For Non-Dimming	Outdoor (WET)	
Cone Canopy (A5-ZOZO-CON)	48" on Center (48")	Blue, G-Shape (B-G5F)				
Cone Canopy with Cage (A5-ZOZO-CNC)	60" on Center (60")	Amber, G-Shape (A-G5F)				
		2420K, C-Shape Filament (2kK-G5FL)				
Bell Canopy (A5-ZOZO-BLL)		2700K, C-Shape Filament (27K-G5FL)				
		5000K, C-Shape Frosted (50K-S5F)				
Flat Canopy (A5-ZOZO-FLT)		Orange, S-Shape Frosted (OR-S5F)				
		2700K, S-Shape Clear (27K-S5C)				
Mesh Canopy (A5-ZOZO-MSH)		5000K, S-Shape Clear (50K-S5C)				
		Red, S-Shape Clear (R-S5C)				
Barrel Canopy (A5-ZOZO-BRL)		Green, S-Shape Clear (G-S5C)				
		Blue, S-Shape Clear (B-S5C)				
Hat Canopy (A5-ZOZO-HAT)		Amber, S-Shape Clear (A-S5C)				

Note: Standard Canopy Inside / Outside Finish is Black. Refer to individual submittal for other finish options.

1170 North Red Gum Street, Anaheim, CA 92806
alux lighting | info@alux.lighting | 866.ALUZ.LTG | 714.535.7900
© ALUZ All rights reserved. ALUZ reserves the right to make changes or withdraw specifications without prior notice.

Specification Submittal
Page 2 of 4
3 / 11 / 2022 / Rev 5

Submitted On: Jan 13, 2023 | 2/4 | Index Page

Submitted by Enterprise Lighting, LTD | Job Name: 1617 Sherman Ave - Site | Catalog Number: A5-ZOZO-STN-24-XXK-GSF-WET-169 | Type: CAT | Notes: | ELLZS-118618

ALUZ

A5 Series | String / Festoon
ZOZO Standard
(A5-ZOZO-STN)

TYPE

ACCESSORIES (Sold Separately)



Vinyl Plastic End Cap TVA Durometer
(A5-ZOZO-EC)

Part #	Qty
A5-ZOZO-EC	

Note: Use 1 End Cap for each run.



120V Power Plug w/ Rubber Casing
(A5-ZOZO-PP)

Part #	Qty
A5-ZOZO-PP	

Note: Use 1 Power Plug for each run. If application will not be hardwired.

MOUNTING OPTIONS (Sold Separately - Click image to see cut sheet, if applicable)



Mounting Plate/ Stainless Steel
(A5-ZOZO-MP)

Part #	Qty
A5-ZOZO-MP	

Note: Use Mounting Plates as needed. Refer to individual cutsheets for mounting surface. Refer to installation instructions for additional details.

Part #	Length	Qty
A5-ZOZO-AC-10-		

Note: Order cable length as needed. Maximum 300' length per run.

Part #	Qty
A5-ZOZO-CL-10	

Note: Use Mounting Cable per run. If choosing to hardwire. Refer to installation instructions for alternative mounting methods.

1170 North Red Gum Street, Anaheim, CA 92806
alux lighting | info@alux.lighting | 866.ALUZ.LTG | 714.535.7900
© ALUZ All rights reserved. ALUZ reserves the right to make changes or withdraw specifications without prior notice.

Specification Submittal
Page 3 of 4
3 / 11 / 2022 / Rev 5

Submitted On: Jan 13, 2023 | 3/4 | Index Page

Submitted by Enterprise Lighting, LTD | Job Name: 1617 Sherman Ave - Site | Catalog Number: A5-ZOZO-STN-24-XXK-GSF-WET-169 | Type: CAT | Notes: | ELLZS-118618

ALUZ

A5 Series | String / Festoon
ZOZO Standard
(A5-ZOZO-STN)

TYPE

DESIGN GUIDELINES

Straight Run



Swayed Run



Note: 10% is typically added to overall length for swayed run applications.

HARDWIRE INSTALLATION (Wet Location)



POWER PLUG INSTALLATION (Wet Location)



INSTALLATION OPTIONS

Building to Building



Tree to Tree



Pole to Building



Pole to Pole



INSTALLATION RECOMMENDATIONS
- Determine if canopies or cages will be used.
- Determine length of string light and multiply by weight.
- An engineer must choose the proper aircraft cable to handle the tension, based on length and weight to prevent product from sagging.
- An engineer must determine the strength of the structure where the cable will be attached to withstand tension calculation from previous step.
- If installing on a pole, check with pole manufacturer to confirm the pole can handle the stress.
- String light is hung to the above aircraft cable using the hooks. Secure hooks to aircraft cable by crimping or using stainless steel tie wraps.
- The supplied aircraft cable is designed to prevent strain on the wire. An additional aircraft cable is required to hang string light.

WEIGHT PER FOOT

Series	Spacing Selection	Approximate Weight
2020 Standard (A5-ZOZO-STN)	12" on Center (12")	0.30 lbs per foot
	18" on Center (18")	0.24 lbs per foot
	24" on Center (24")	0.21 lbs per foot
	36" on Center (36")	0.18 lbs per foot
	48" on Center (48")	0.17 lbs per foot
	60" on Center (60")	0.16 lbs per foot

1170 North Red Gum Street, Anaheim, CA 92806
alux lighting | info@alux.lighting | 866.ALUZ.LTG | 714.535.7900
© ALUZ All rights reserved. ALUZ reserves the right to make changes or withdraw specifications without prior notice.

Specification Submittal
Page 4 of 4
3 / 11 / 2022 / Rev 5

Submitted On: Jan 13, 2023 | 4/4 | Index Page

Submitted by Enterprise Lighting, LTD | Job Name: 1617 Sherman Ave - Site | Catalog Number: DSX1 LED P2 **K TFTM MVOLT SPA STD FINISH G1 | Type: OA1 | Notes: | ELLZS-118618



D-Series Size 1
Legacy LED Area Luminaire

Specifications
EPA: 0.8 ft²
Length: 37"
Width: 13"
Height H1: 5.52"
Height H2: 5.52"
Weight (max): 27 lbs



Introduction
The modern styling of the D-Series is striking yet unobtrusive, featuring a bold, progressive design that will complement any building or environment. The D-Series distills the benefits of the latest in LED technology into a high performance, high efficacy, long-life luminaire.

The outstanding photometric performance results in sites with excellent uniformity, greater pole spacing and lower power density. It is ideal for a variety of general illumination in pedestrian and area lighting applications. Expect exceptional typical energy savings of 65% and expected service life of over 100,000 hours.

Ordering Information — VERIFY

EXAMPLE: DSX1 LED P7 40K T3M MVOLT SPA NLTAIR2 PIRHN DDBXD G1

Series	LEDs	Color temperature	Distribution	Voltage	Mounting*
DSX1 LED	P1 P2 P3 P4 P5 P6 P7 P8 P9	30K 3000K 40K 4000K 50K 5000K	T1S Type I short T2S Type II short T2M Type II medium T3S Type III short T3M Type III medium T4M Type IV medium TFTM Forward throw medium T5VS Type V very short T5S Type V short T5M Type V medium T5W Type V wide BLC Backlight control LCCO Left corner cutoff RCCO Right corner cutoff	MVOLT 120 120V 208 208V 240 240V 277 277V 347 347V 480 480V	Shipped included SPA Square pole mounting RPA Round pole mounting WBA Wall bracket SPUMBA Square pole universal mounting adaptor RPUMBA Round pole universal mounting adaptor Shipped separately KMA8DDBXD U Mast arm mounting bracket adaptor (specify finish)

VERIFY

Control options	Other options	Finish (required)	Generation (required)
Shipped included NLTAIR2 nLight AIR generation 2 enabled * PIR High/low, motion/ambient sensor, 8–15' mounting height, ambient sensor enabled at 5fc * PIRH High/low, motion/ambient sensor, 15–30' mounting height, ambient sensor enabled at 5fc * PIR1FC3V High/low, motion/ambient sensor, 8–15' mounting height, ambient sensor enabled at 1fc * PER Five-pin receptacle only (controls ordered separately) * PER7 Seven-pin receptacle only (controls ordered separately) * PIRHTC3V High/low, motion/ambient sensor, 8–15' mounting height, ambient sensor enabled at 3fc * DMG 0-10v dimming wires pulled outside fixture (for use with an external control, ordered separately) * DS Dual switching *	Shipped included PE Photoelectric cell, button type * DMG 0-10v dimming wires pulled through fixture (for use with an external control, ordered separately) * PIR High/low, motion/ambient sensor, 8–15' mounting height, ambient sensor enabled at 5fc * PIRH High/low, motion/ambient sensor, 15–30' mounting height, ambient sensor enabled at 5fc * PIR1FC3V High/low, motion/ambient sensor, 8–15' mounting height, ambient sensor enabled at 1fc * PIRHTC3V High/low, motion/ambient sensor, 15–30' mounting height, ambient sensor enabled at 3fc * SF Single fuse (120, 277, 347V) * DF Double fuse (208, 240, 480V) * WG Wire guard * DS Dual switching *	DDBXD Dark bronze DBLXD Black DNAXD Natural aluminum DWHXD White DSSTXD Textured dark bronze DBLBXD Textured black DNATXD Textured natural aluminum DWHGXD Textured white DDBTXD Textured dark bronze DBLBTXD Textured black DNAXD Natural aluminum DWHGXD Textured white DSSTXD Textured dark bronze DDBXD Dark bronze DBLXD Black DNAXD Natural aluminum DWHXD White DSSTXD Textured dark bronze	Shipped separately BSW Bird deterrent spikes KMA8 U Mast arm mounting bracket adaptor (specify finish) WG Wire guard DBL Diffused drop lens

Accessories
DSX1EGS Extra Glare Shield (specify finish)
DSX1DF Double Fuse (208, 240, 480V)
DSX1SF Single Fuse (120, 277, 347V)
DSX1DS Dual Switching
DSX1PE Photocontrol, Button Type

NOTES
1 MVOLT driver operates on any line voltage from 120-277V (50/60 Hz). Specify 120, 208, 240 or 277 options only when ordering with fusing (SF, DF options), or photocontrol (PE) option.
2 Not available with PIR, PIRH, PIR1FC3V, PIRHTC3V, PER, PER7, DMG, DS, DSHORT, SF, DF, BSW, WG.
3 Not available with 30 degree mounting. Not recommended for 3" poles.
4 Not available with 480V, SF, DF, BSW, WG, PIR, PIRH, PIR1FC3V, PIRHTC3V, PER, PER7, DMG, DS, DSHORT, PE, DCR. Not available with motion/ambient light sensors (PIR or PIRH).
5 Not available with P1, P2, P3 or P4 when ordered with NLTAIR2 PIRHN. See Motion Sensor Guide for details. Dimming driver standard. Includes nLight AIR sensor. Not available with "WG" option (button type photocell).
6 Not available with P1, P2, P3 or P4 when ordered with NLTAIR2 PIR. See Motion Sensor Guide for details. Dimming driver standard. Includes nLight AIR sensor.
7 For P4 specify the Motion Sensor Guide (DSX1-MSG) if wanting PIRHTC3V specify the Motion Sensor Guide (DSX1-MSG) if wanting PIR1FC3V control, see Motion Sensor Guide for details. Dimming driver standard. Not available with PER5 or PER7. Separate on/off required.
8 Not available with P1, P2, P3 or P4 when ordered with NLTAIR2 or DMG options (DS, DSHORT, PE, DCR).
9 Only available as a separate accessory, see Accessories information.

Accessories
DSX1EGS Extra Glare Shield (specify finish)
DSX1DF Double Fuse (208, 240, 480V)
DSX1SF Single Fuse (120, 277, 347V)
DSX1DS Dual Switching
DSX1PE Photocontrol, Button Type

Submitted On: Jan 13, 2023 | 1/6 | Index Page

Submitted by Enterprise Lighting, LTD | Job Name: 1617 Sherman Ave - Site | Catalog Number: DSX1 LED P2 **K TFTM MVOLT SPA STD FINISH G1 | Type: OA1 | Notes: | ELLZS-118618

Ordering Information

Accessories
Ordered and shipped separately.

BLGTP 1 LB	Postcell - 1L twist lock (120-277V) *
BLGHT 1 USB	Postcell - 1L twist lock (347V) *
DSHS 1 SPA	Square pole shroud (specify finish)
DSHSF SPA	Shorting cap *
DSHS SA1 U	Nose cap shield for P1, P2, P3, PLed 40 K *
DSHS SA2 U	Nose cap shield for P4, P5, P6, P7, P8, P9 *
DSHS SA3 U	Nose cap shield for P5, P6, P7, and P9 *
PUMBA DDBXD U	Square and round pole universal mounting adaptor (specify finish) *
RPUMBA DDBXD U	Round pole universal mounting adaptor (specify finish) *
DSX1PMBSC U	Square and round pole universal mounting adaptor *
DSX1EGS U	Extra glare shield

* Not available with P1, P2, P3, PLed 40 K.

NOTES
1 Not available with P1, P2, P3, PLed 40 K.
2 Not available with PIR, PIRH, PIR1FC3V, PIRHTC3V, PER, PER7, DMG, DS, DSHORT, SF, DF, BSW, WG.
3 Not available with 30 degree mounting. Not recommended for 3" poles.
4 Not available with 480V, SF, DF, BSW, WG, PIR, PIRH, PIR1FC3V, PIRHTC3V, PER, PER7, DMG, DS, DSHORT, PE, DCR.
5 Not available with P1, P2, P3 or P4 when ordered with NLTAIR2 PIRHN.
6 Not available with P1, P2, P3 or P4 when ordered with NLTAIR2 PIR.
7 Not available with P1, P2, P3 or P4 when ordered with NLTAIR2 or DMG options (DS, DSHORT, PE, DCR).
8 Only available as a separate accessory, see Accessories information.
9 Not available with PER5 or PER7.
10 Not available with P5, P6, P7, P8, P9 or PLed 40 K.
11 Must be ordered with NLTAIR2 option.
12 Must be ordered with PIRHN, factory (user available only in dark bronze, black, white and natural aluminum colors.
13 Must be ordered with PIR, factory (user available only in dark bronze, black, white and natural aluminum colors.
14 Must be ordered with Single (SF) or DF and not available with PE, PIR, PIRH, PIR1FC3V, PIRHTC3V.
15 Single fuse (SF) requires 120V, 277V or 347V. Double fuse (DF) requires 208V, 240V or 480V. MVOLT not available with fusing (SF or DF).
16 Not available with P1, P2, P3 or P4 when ordered with NLTAIR2 PIRHN or PIR.
17 Universal mounting bracket intended for new pole construction only. Not for retrofit applications. Must be ordered with fixture for factory pre-drilling.
18 Must be ordered with PIRHN, factory (user available only in dark bronze, black, white and natural aluminum colors.
19 Must be ordered with PIR, factory (user available only in dark bronze, black, white and natural aluminum colors.
20 Universal mounting bracket is supplied by the factory for retrofit mounting to existing square or round poles. Must be ordered with fixture for factory pre-drilling.
21 Provides 20 Sensor outputs (1-10 Volt) and 5 Power outputs (Switched 120V).
22 Provides 20 Sensor outputs (1-10 Volt) and 5 Power outputs (Switched 277V).
23 Provides 20 Sensor outputs (1-10 Volt) and 5 Power outputs (Switched 347V).
24 Provides 20 Sensor outputs (1-10 Volt) and 5 Power outputs (Switched 480V).
25 Provides 20 Sensor outputs (1-10 Volt) and 5 Power outputs (Switched 208V).
26 Provides 20 Sensor outputs (1-10 Volt) and 5 Power outputs (Switched 240V).
27 Not available with P1, P2, P3 or P4 when ordered with NLTAIR2 PIR.
28 Not available with P1, P2, P3 or P4 when ordered with NLTAIR2 PIRH.
29 Not available with P1, P2, P3 or P4 when ordered with NLTAIR2 PIRHN.
30 Not available with P1, P2, P3 or P4 when ordered with NLTAIR2 PIR1FC3V.
31 Not available with P1, P2, P3 or P4 when ordered with NLTAIR2 PIRHTC3V.
32 Not available with P1, P2, P3 or P4 when ordered with NLTAIR2 PIR or PIRH.
33 Not available with P1, P2, P3 or P4 when ordered with NLTAIR2 PIR1FC3V or PIRHTC3V.
34 Not available with P1, P2, P3 or P4 when ordered with NLTAIR2 PIR, PIRH, PIR1FC3V or PIRHTC3V.
35 Not available with P1, P2, P3 or P4 when ordered with NLTAIR2 PIR, PIRH, PIR1FC3V or PIRHTC3V.
36 Not available with P1, P2, P3 or P4 when ordered with NLTAIR2 PIR, PIRH, PIR1FC3V or PIRHTC3V.
37 Not available with P1, P2, P3 or P4 when ordered with NLTAIR2 PIR, PIRH, PIR1FC3V or PIRHTC3V.
38 Not available with P1, P2, P3 or P4 when ordered with NLTAIR2 PIR, PIRH, PIR1FC3V or PIRHTC3V.
39 Not available with P1, P2, P3 or P4 when ordered with NLTAIR2 PIR, PIRH, PIR1FC3V or PIRHTC3V.
40 Not available with P1, P2, P3 or P4 when ordered with NLTAIR2 PIR, PIRH, PIR1FC3V or PIRHTC3V.
41 Not available with P1, P2, P3 or P4 when ordered with NLTAIR2 PIR, PIRH, PIR1FC3V or PIRHTC3V.
42 Not available with P1, P2, P3 or P4 when ordered with NLTAIR2 PIR, PIRH, PIR1FC3V or PIRHTC3V.
43 Not available with P1, P2, P3 or P4 when ordered with NLTAIR2 PIR, PIRH, PIR1FC3V or PIRHTC3V.
44 Not available with P1, P2, P3 or P4 when ordered with NLTAIR2 PIR, PIRH, PIR1FC3V or PIRHTC3V.
45 Not available with P1, P2, P3 or P4 when ordered with NLTAIR2 PIR, PIRH, PIR1FC3V or PIRHTC3V.
46 Not available with P1, P2, P3 or P4 when ordered with NLTAIR2 PIR, PIRH, PIR1FC3V or PIRHTC3V.
47 Not available with P1, P2, P3 or P4 when ordered with NLTAIR2 PIR, PIRH, PIR1FC3V or PIRHTC3V.
48 Not available with P1, P2, P3 or P4 when ordered with NLTAIR2 PIR, PIRH, PIR1FC3V or PIRHTC3V.
49 Not available with P1, P2, P3 or P4 when ordered with NLTAIR2 PIR, PIRH, PIR1FC3V or PIRHTC3V.
50 Not available with P1, P2, P3 or P4 when ordered with NLTAIR2 PIR, PIRH, PIR1FC3V or PIRHTC3V.
51 Not available with P1, P2, P3 or P4 when ordered with NLTAIR2 PIR, PIRH, PIR1FC3V or PIRHTC3V.
52 Not available with P1, P2, P3 or P4 when ordered with NLTAIR2 PIR, PIRH, PIR1FC3V or PIRHTC3V.
53 Not available with P1, P2, P3 or P4 when ordered with NLTAIR2 PIR, PIRH, PIR1FC3V or PIRHTC3V.
54 Not available with P1, P2, P3 or P4 when ordered with NLTAIR2 PIR, PIRH, PIR1FC3V or PIRHTC3V.
55 Not available with P1, P2, P3 or P4 when ordered with NLTAIR2 PIR, PIRH, PIR1FC3V or PIRHTC3V.
56 Not available with P1, P2, P3 or P4 when ordered with NLTAIR2 PIR, PIRH, PIR1FC3V or PIRHTC3V.
57 Not available with P1, P2, P3 or P4 when ordered with NLTAIR2 PIR, PIRH, PIR1FC3V or PIRHTC3V.
58 Not available with P1, P2, P3 or P4 when ordered with NLTAIR2 PIR, PIRH, PIR1FC3V or PIRHTC3V.
59 Not available with P1, P2, P3 or P4 when ordered with NLTAIR2 PIR, PIRH, PIR1FC3V or PIRHTC3V.
60 Not available with P1, P2, P3 or P4 when ordered with NLTAIR2 PIR, PIRH, PIR1FC3V or PIRHTC3V.
61 Not available with P1, P2, P3 or P4 when ordered with NLTAIR2 PIR, PIRH, PIR1FC3V or PIRHTC3V.
62 Not available with P1, P2, P3 or P4 when ordered with NLTAIR2 PIR, PIRH, PIR1FC3V or PIRHTC3V.
63 Not available with P1, P2, P3 or P4 when ordered with NLTAIR2 PIR, PIRH, PIR1FC3V or PIRHTC3V.
64 Not available with P1, P2, P3 or P4 when ordered with NLTAIR2 PIR, PIRH, PIR1FC3V or PIRHTC3V.
65 Not available with P1, P2, P3 or P4 when ordered with NLTAIR2 PIR, PIRH, PIR1FC3V or PIRHTC3V.
66 Not available with P1, P2, P3 or P4 when ordered with NLTAIR2 PIR, PIRH, PIR1FC3V or PIRHTC3V.
67 Not available with P1, P2, P3 or P4 when ordered with NLTAIR2 PIR, PIRH, PIR1FC3V or PIRHTC3V.
68 Not available with P1, P2, P3 or P4 when ordered with NLTAIR2 PIR, PIRH, PIR1FC3V or PIRHTC3V.
69 Not available with P1, P2, P3 or P4 when ordered with NLTAIR2 PIR, PIRH, PIR1FC3V or PIRHTC3V.
70 Not available with P1, P2, P3 or P4 when ordered with NLTAIR2 PIR, PIRH, PIR1FC3V or PIRHTC3V.
71 Not available with P1, P2, P3 or P4 when ordered with NLTAIR2 PIR, PIRH, PIR1FC3V or PIRHTC3V.
72 Not available with P1, P2, P3 or P4 when ordered with NLTAIR2 PIR, PIRH, PIR1FC3V or PIRHTC3V.
73 Not available with P1, P2, P3 or P4 when ordered with NLTAIR2 PIR, PIRH, PIR1FC3V or PIRHTC3V.
74 Not available with P1, P2, P3 or P4 when ordered with NLTAIR2 PIR, PIRH, PIR1FC3V or PIRHTC3V.
75 Not available with P1, P2, P3 or P4 when ordered with NLTAIR2 PIR, PIRH, PIR1FC3V or PIRHTC3V.
76 Not available with P1, P2, P3 or P4 when ordered with NLTAIR2 PIR, PIRH, PIR1FC3V or PIRHTC3V.
77 Not available with P1, P2, P3 or P4 when ordered with NLTAIR2 PIR, PIRH, PIR1FC3V or PIRHTC3V.
78 Not available with P1, P2, P3 or P4 when ordered with NLTAIR2 PIR, PIRH, PIR1FC3V or PIRHTC3V.
79 Not available with P1, P2, P3 or P4 when ordered with NLTAIR2 PIR, PIRH, PIR1FC3V or PIRHTC3V.
80 Not available with P1, P2, P3 or P4 when ordered with NLTAIR2 PIR, PIRH, PIR1FC3V or PIRHTC3V.
81 Not available with P1, P2, P3 or P4 when ordered with NLTAIR2 PIR, PIRH, PIR1FC3V or PIRHTC3V.
82 Not available with P1, P2, P3 or P4 when ordered with NLTAIR2 PIR, PIRH, PIR1FC3V or PIRHTC3V.
83 Not available with P1, P2, P3 or P4 when ordered with NLTAIR2 PIR, PIRH, PIR1FC3V or PIRHTC3V.
84 Not available with P1, P2, P3 or P4 when ordered with NLTAIR2 PIR, PIRH, PIR1FC3V or PIRHTC3V.
85 Not available with P1, P2, P3 or P4 when ordered with NLTAIR2 PIR, PIRH, PIR1FC3V or PIRHTC3V.
86 Not available with P1, P2, P3 or P4 when ordered with NLTAIR2 PIR, PIRH, PIR1FC3V or PIRHTC3V.
87 Not available with P1, P2, P3 or P4 when ordered with NLTAIR2 PIR, PIRH, PIR1FC3V or PIRHTC3V.
88 Not available with P1, P2, P3 or P4 when ordered with NLTAIR2 PIR, PIRH, PIR1FC3V or PIRHTC3V.
89 Not available with P1, P2, P3 or P4 when ordered with NLTAIR2 PIR, PIRH, PIR1FC3V or PIRHTC3V.
90 Not available with P1, P2, P3 or P4 when ordered with NLTAIR2 PIR, PIRH, PIR1FC3V or PIRHTC3V.
91 Not available with P1, P2, P3 or P4 when ordered with NLTAIR2 PIR, PIRH, PIR1FC3V or PIRHTC3V.
92 Not available with P1, P2, P3 or P4 when ordered with NLTAIR2 PIR, PIRH, PIR1FC3V or PIRHTC3V.
93 Not available with P1, P2, P3 or P4 when ordered with NLTAIR2 PIR, PIRH, PIR1FC3V or PIRHTC3V.
94 Not available with P1, P2, P3 or P4 when ordered with NLTAIR2 PIR, PIRH, PIR1FC3V or PIRHTC3V.
95 Not available with P1, P2, P3 or P4 when ordered with NLTAIR2 PIR, PIRH, PIR1FC3V or PIRHTC3V.
96 Not available with P1, P2, P3 or P4 when ordered with NLTAIR2 PIR, PIRH, PIR1FC3V or PIRHTC3V.
97 Not available with P1, P2, P3 or P4 when ordered with NLTAIR2 PIR, PIRH, PIR1FC3V or PIRHTC3V.
98 Not available with P1, P2, P3 or P4 when ordered with NLTAIR2 PIR, PIRH, PIR1FC3V or PIRHTC3V.
99 Not available with P1, P2, P3 or P4 when ordered with NLTAIR2 PIR, PIRH, PIR1FC3V or PIRHTC3V.
100 Not available with P1, P2, P3 or P4 when ordered with NLTAIR2 PIR, PIRH, PIR1FC3V or PIRHTC3V.

Submitted On: Jan 13, 2023 | 2/6 | Index Page

Submitted by Enterprise Lighting, LTD | Job Name: 1617 Sherman Ave - Site | Catalog Number: DSX1 LED P2 **K TFTM MVOLT SPA STD FINISH G1 | Type: OA1 | Notes: | ELLZS-118618

Photometric Diagrams — To see complete photometric reports or download .ies files for this product, visit Lithonia Lighting's D Series Area Size 1 homepage.

Isofootcandle plots for the DSX1 LED P7 40K 60° Clearances are in units of mounting height (25').

LEGEND
- 0.5 fc
- 0.3 fc
- 1.0 fc

Performance Data

Lumen Ambient Temperature (LAT) Multipliers
Use these factors to determine relative lumen output for average ambient temperatures

Ambient	Lumen Multiplier
0°C	1.04
10°C	1.04
20°C	1.03
25°C	1.00
30°C	0.99
40°C	0.97
50°C	0.96

Projected LED Lumen Maintenance
Data references the extrapolated projected performance for the specific luminaire, as calculated per IESNA LM-80-08 and projected per IESNA TM-21-11.
Interpolation is permitted. Contact factory for performance data on configurations not listed below. For other lumen maintenance values, contact factory.

Operating Hours	Lumen Maintenance Factor
0	1.00
25,000	0.96
50,000	0.93
100,000	0.85

Motion Sensor Default Settings

Option	Dimmed State	High Level (when occupied)	Photocell Operation	Dwell Time	Ramp-up Time	Ramp-down Time
PIR or PIRH	70 (7)% output	100 (10)% output	Enabled at 5fc	5 min	3 sec	5 min
PIR1FC3V or PIRHTC3V	70 (7)% output	100 (10)% output	Enabled at 1fc	5 min	3 sec	5 min

*For use when motion sensor is used as dusk to dawn control.

Electrical Load

Performance Package	LED Count	Drive Current	Wattage	Current (A) 120	208	240	277	347	480
Forward Optics (See Reader)	P1	30	139	1.16	0.68	0.60	0.51	0.41	0.30
	P2	30	198	1.65	0.96	0.84	0.72	0.58	0.42
	P3	30	256	2.14	1.24	1.08	0.93	0.75	0.54
	P4	30	320	2.67	1.55	1.35	1.16	0.93	0.68
	P5	30	386	3.22	1.86	1.62	1.39	1.12	0.81
	P6	40	320	2.67	1.55	1.35	1.16	0.93	0.68
	P7	40	448	3.73	2.16	1.88	1.62	1.30	0.94
	P8	40	569	4.74	2.75	2.39	2.05	1.65	1.19
	P9	40	726	6.05	3.51	3.05	2.62	2.11	1.52
Reverse Optics (See Reader)	P10	40	386	3.22	1.86	1.62	1.39	1.12	0.81
	P11	40	448	3.73	2.16	1.88	1.62	1.30	0.94
	P12	40	569	4.74	2.75	2.39	2.05	1.65	1.19
	P13	40	726	6.05	3.51	3.05	2.62	2

Submitted by Enterprise Lighting, LTD

Job Name: 1617 Sherman Ave - Site

Catalog Number: DSXWPM LED 10C 530 ***K T2M MVOLT SPUMBA STD FINISH

Notes:

Type: OA2

ELLLTS-118618

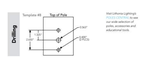

If ordering new pole, specify the #DRILL drilling pattern, per the table below.

DM19AS	Single unit	DM28AS	2 at 180°

Example: DSX1 LED 1P **DM19AS** DDBXD

Performance Data

Lumen Output

Lumen values are from photometric tests performed in accordance with IESNA LM-79-08. They is considered to be representative of the configurations shown, within the tolerance allowed by Lighting Facts. Actual performance may differ as a result of end-user environment and application. All values are based on 25°C ambient temperature. Utilize Lighting Facts values for any calculations. Values shown in blue are initial delivered lumens, values shown in red are mean lumens.

Drive Current	Lumen Code	Power Factor	System Watts	Total Delivered Lumens	Lumens per Watt	Current (A)	5K			25K			30K			40K			50K		
							TM	LM	BUG	TM	LM	BUG	TM	LM	BUG	TM	LM	BUG	TM	LM	BUG
350mA	1400	1.0	36W	T2M	3,600	0.35	1	1	0	1	1	0	1	1	0	1	1	0	1	1	0
				T3M	3,600	0.35	1	1	0	1	1	0	1	1	0	1	1	0	1	1	0
				T4M	3,600	0.35	1	1	0	1	1	0	1	1	0	1	1	0	1	1	0
				TFTM	3,600	0.35	1	1	0	1	1	0	1	1	0	1	1	0	1	1	0
				T2VM	3,600	0.35	1	1	0	1	1	0	1	1	0	1	1	0	1	1	0
				T3VM	3,600	0.35	1	1	0	1	1	0	1	1	0	1	1	0	1	1	0
				T4VM	3,600	0.35	1	1	0	1	1	0	1	1	0	1	1	0	1	1	0
				TFTVM	3,600	0.35	1	1	0	1	1	0	1	1	0	1	1	0	1	1	0
530mA	2000			T2M	5,000	0.53	1	1	0	1	1	0	1	1	0	1	1	0	1	1	0
				T3M	5,000	0.53	1	1	0	1	1	0	1	1	0	1	1	0	1	1	0
				T4M	5,000	0.53	1	1	0	1	1	0	1	1	0	1	1	0	1	1	0
				TFTM	5,000	0.53	1	1	0	1	1	0	1	1	0	1	1	0	1	1	0
				T2VM	5,000	0.53	1	1	0	1	1	0	1	1	0	1	1	0	1	1	0
				T3VM	5,000	0.53	1	1	0	1	1	0	1	1	0	1	1	0	1	1	0
				T4VM	5,000	0.53	1	1	0	1	1	0	1	1	0	1	1	0	1	1	0
				TFTVM	5,000	0.53	1	1	0	1	1	0	1	1	0	1	1	0	1	1	0
700mA	2700			T2M	7,200	0.7	1	1	0	1	1	0	1	1	0	1	1	0	1	1	0
				T3M	7,200	0.7	1	1	0	1	1	0	1	1	0	1	1	0	1	1	0
				T4M	7,200	0.7	1	1	0	1	1	0	1	1	0	1	1	0	1	1	0
				TFTM	7,200	0.7	1	1	0	1	1	0	1	1	0	1	1	0	1	1	0
				T2VM	7,200	0.7	1	1	0	1	1	0	1	1	0	1	1	0	1	1	0
				T3VM	7,200	0.7	1	1	0	1	1	0	1	1	0	1	1	0	1	1	0
				T4VM	7,200	0.7	1	1	0	1	1	0	1	1	0	1	1	0	1	1	0
				TFTVM	7,200	0.7	1	1	0	1	1	0	1	1	0	1	1	0	1	1	0
1000mA	4000			T2M	10,000	1.0	1	1	0	1	1	0	1	1	0	1	1	0	1	1	0
				T3M	10,000	1.0	1	1	0	1	1	0	1	1	0	1	1	0	1	1	0
				T4M	10,000	1.0	1	1	0	1	1	0	1	1	0	1	1	0	1	1	0
				TFTM	10,000	1.0	1	1	0	1	1	0	1	1	0	1	1	0	1	1	0
				T2VM	10,000	1.0	1	1	0	1	1	0	1	1	0	1	1	0	1	1	0
				T3VM	10,000	1.0	1	1	0	1	1	0	1	1	0	1	1	0	1	1	0
				T4VM	10,000	1.0	1	1	0	1	1	0	1	1	0	1	1	0	1	1	0
				TFTVM	10,000	1.0	1	1	0	1	1	0	1	1	0	1	1	0	1	1	0

Projected LED Lumen Maintenance

Data references the anticipated performance projections for the **DSXWPM LED 20C** operated at 530mA. Calculating performance in accordance with TM-21, the lifetime of LED meeting tested case TM30G LM-80-08 and projected per IESNA TM-21-11.

To calculate L27, use the lumen maintenance factor that corresponds to the desired number of operating hours below. For other lumen maintenance values, contact factory.

Operating Hours	0	25,000	50,000	100,000
Lumen Maintenance Factor	1.0	0.95	0.91	0.84

Photometric Diagrams

To see complete photometric reports or download .ies files for this product, visit Lithonia Lighting's D-Series Wall Pole Mount homepage.

Isofootcandle plots for the DSXWPM LED 20C 1000 40K. Distances are in units of mounting height (20').

LEGEND
- 0.1 fc
- 0.5 fc
- 1.0 fc

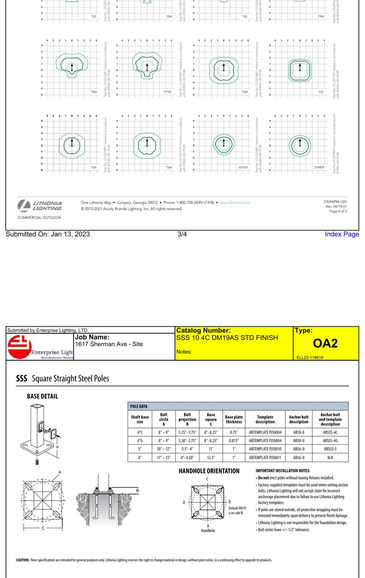

Submitted by Enterprise Lighting, LTD

Job Name: 1617 Sherman Ave - Site

Catalog Number: DSXWPM LED 10C 530 ***K T2M MVOLT SPUMBA STD FINISH

Notes:

Type: OA2

ELLLTS-118618

Performance Data

Lumen Ambient Temperature (LAT) Multipliers

Use these factors to determine relative lumen output for average ambient temperatures from 0-40°C (32-104°F).

Ambient	Lumen Multiplier
0°C	1.04
5°C	1.03
10°C	1.02
15°C	1.01
20°C	1.01
25°C	**1.00**
30°C	0.99
35°C	0.98
40°C	0.97

Electrical Load

Drive Current	Performance Package	LED Count	Drive Watts	Max Watts	Current (A)	5K	25K	30K	40K	50K
Forward Optics (Non-Rotated)	P1	30	130	144	0.35	0.36	0.35	0.35	0.35	0.32
	P2	30	190	215	0.53	0.54	0.50	0.53	0.50	0.46
	P3	30	260	302	0.66	0.70	0.66	0.68	0.68	0.62
	P4	30	350	425	1.06	0.69	0.52	0.46	0.37	0.27
	P5	30	480	518	1.16	0.87	0.58	0.53	0.40	0.29
	P6	60	350	363	1.06	0.79	0.58	0.59	0.47	0.34
	P7	45	480	543	1.53	0.88	0.76	0.66	0.53	0.38
	P8	60	1050	287	1.79	0.98	0.87	0.76	0.60	0.49
Rotated Optics (Requires Rotated Kit)	P9	60	530	594	0.98	0.92	0.87	0.43	0.31	0.27
	P11	60	700	727	1.15	0.67	0.60	0.55	0.42	0.32
	P12	60	1050	287	1.79	0.99	0.87	0.76	0.60	0.48
	P13	60	1250	231	1.95	1.12	0.97	0.86	0.67	0.49

Photometric Diagrams

To see complete photometric reports or download .ies files for this product, visit Lithonia Lighting's D-Series Wall Pole Mount homepage.

Isofootcandle plots for the DSXWPM LED 20C 1000 40K. Distances are in units of mounting height (20').

LEGEND
- 0.1 fc
- 0.5 fc
- 1.0 fc

Submitted by Enterprise Lighting, LTD

Job Name: 1617 Sherman Ave - Site

Catalog Number: DSXWPM LED 10C 530 ***K T2M MVOLT SPUMBA STD FINISH

Notes:

Type: OA2

ELLLTS-118618

Options and Accessories



Mounting detail



ASYDF - Asymmetric diffuse (left en-gine is T1M, right engine is diffused)



HS - House-side shields



BSW - Bird-deterrent spikes



WG - Wire guard



VG - Vandal guard



DDL - Diffused drop lens

FEATURES & SPECIFICATIONS

INTENDED USE
The energy-saving, long life and easy to install design of the D-Series Pole Mount makes it the smart choice for area and site illumination for nearly any facility.

CONSTRUCTION
Two-piece die-cast aluminum housing has integral heat sink fins to optimize thermal management through conductive and convective cooling. Modular design allows for ease of maintenance. The LED driver is mounted to the door to thermally isolate it from the light engines for low operating temperature and long life. Housing is completely sealed against moisture and environmental contaminants (IP65).

FINISH
Housing parts are protected by a zinc-infused Super Durable TGIC thermoset powder coat finish that provides superior resistance to corrosion and weathering. A highly controlled multi-stage process ensures a minimum 3 mils thickness for a finish that withstands extreme climate changes without cracking or peeling. Available in textured and non-textured finishes.

OPTICS
Precision-molded proprietary acrylic lenses provide multiple photometric distributions tailored specifically to area lighting applications. Light engines are available in 3000K, 4000K or 5000K with 70 min. CRI configurations.

ELECTRICAL
Light engine configurations consist of high-efficacy LEDs mounted to metal-core circuit boards to maximize heat dissipation and promote long life (up to 100,000 hrs at 25°C, L87 per TM-21). Class 2 electronic drivers have a power factor >90%, THD <20%, and are rated for life of 100,000 hours with <1% failure rate. Easily serviceable 10kV surge protection device meets a minimum Category C Low operation (per ANSI/IEEE C62.41.2).

STANDARD CONTROLS
The D-Series Size 1 luminaire has a number of control options. DSX Size 1, Versa Emulation and 0-10V dimming drivers. Dusk to dawn controls can be utilized via optional NEMA twist-lock photocell receptacles. Integrated motion sensors with on-board photocells feature field-adjustable programing and are suitable for mounting heights up to 30 feet.

INSTALLATION
Includes universal mounting plate, which utilizes existing drill patterns and allows for quick and easy installation. Stainless steel bolts fasten the mounting block securely to poles.

LISTINGS
CSA certified to U.S. and Canadian standards. Rated for -40°C minimum ambient.

DesignLights Consortium® (DLC) qualified product. Not all versions of this product may be DLC qualified. Please check the DLC Qualified Products List at www.designlights.org to confirm which versions are qualified.

BUY AMERICAN ACT
This product is assembled in the USA and meets the Buy American(a) government procurement requirements under FAR, DFARS and DOT. Please refer to www.acuitybrands.com/support/warranty-policy-index.html for additional information.

WARRANTY
5-year limited warranty. Complete warranty terms located at www.acuitybrands.com/support/warranty-terms-and-conditions

Note: Actual performance may differ as a result of end-user environment and application.
All values are design or typical values, measured under laboratory conditions at 25 °C.
Specifications subject to change without notice.

Submitted by Enterprise Lighting, LTD

Job Name: 1617 Sherman Ave - Site

Catalog Number: DSX1 LED P1 ***K T2M MVOLT SPA STD FINISH G1

Notes:

Type: OA2M

ELLLTS-118618

FEATURES & SPECIFICATIONS

INTENDED USE
The sleek design of the D-Series Size 1 reflects the embedded high performance LED technology. It is ideal for many commercial and municipal applications, such as parking lots, plazas, campuses, and walkways.

CONSTRUCTION
Rugged, corrosion-resistant aluminum housing has integral heat sink fins to optimize thermal management through conductive and convective cooling. Modular design allows for ease of maintenance and future light engine upgrades. The LED drivers are mounted to direct contact with the casting to promote long operating temperature and long life. Housing is completely sealed against moisture and environmental contaminants (IP65). Can be ordered with terminal block, photocell or both.

FINISH
Exterior parts are protected by a zinc-infused Super Durable TGIC thermoset powder coat finish that provides superior resistance to corrosion and weathering. A highly controlled multi-stage process ensures a minimum 3 mils thickness for a finish that can withstand extreme climate changes without cracking or peeling. Available in textured and non-textured finishes.

OPTICS
Precision-molded proprietary acrylic lenses are engineered for superior area lighting applications. Light engine configurations consist of high-efficacy LEDs mounted to metal-core circuit boards to maximize heat dissipation and promote long life (up to 100,000 hrs at 25°C, L87 per TM-21). Class 2 electronic drivers have a high power factor (>90%, THD <20%, and are rated for life of 100,000 hours with <1% failure rate. Easily serviceable 10kV surge protection device meets a minimum Category C Low operation (per ANSI/IEEE C62.41.2).

ELECTRICAL
Light engine configurations consist of high-efficacy LEDs mounted to metal-core circuit boards to maximize heat dissipation and promote long life (up to 100,000 hrs at 25°C, L87 per TM-21). Class 2 electronic drivers have a high power factor (>90%, THD <20%, and are rated for life of 100,000 hours with <1% failure rate. Easily serviceable 10kV surge protection device meets a minimum Category C Low operation (per ANSI/IEEE C62.41.2).

HIGH/OFF AIR CONTROLS
The DSX1 LED area luminaire is also available with eLight® AIR for the ultimate in wireless control. This powerful control platform provides out-of-the-box basic motion sensing and photocontrol functionality and is suitable for mounting heights up to 40 feet. Once commissioned using a smartphone and the easy-to-use eLight® AIR app, the DSX1 LED area luminaire can be configured for a variety of motion sensor and photocell group response without the need for additional equipment. Scheduled dimming with motion sensor override can be achieved with eLight® AIR and the eLight Eclipse. Additional information about eLight AIR can be found here.

INSTALLATION
Included mounting block and integral arm facilitate quick and easy installation. Stainless steel bolts fasten the mounting block securely to poles and walls. Luminaire arrives standard with (4) 3/4" NPT drilling holes for ease of wiring per ANSI C136.37. The D-Series Size 1 utilizes the ADR23™ series pole drilling pattern (template #8). NEMA photocontrol receptacle are also available.

LISTINGS
UL listed to meet U.S. and Canadian standards. UL Listed for wet locations. Rated for -40°C minimum ambient. Rated for -30°C to 40°C (-22°F to 104°F) minimum ambient. U.S. Patent No. D672,492. International patent pending.

DesignLights Consortium® (DLC) Premium qualified product and DLC qualified product. Not all versions of this product may be DLC Premium qualified or DLC qualified. Please check the DLC Qualified Products List at www.designlights.org to confirm which versions are qualified.

International Dark-Sky Association (IDA) Fixture Seal of Approval (FSA) is available for all products on this page utilizing 3000K color temperature only.

BUY AMERICAN ACT
This product is assembled in the USA and meets the Buy American(a) government procurement requirements under FAR, DFARS and DOT regulations. Please refer to www.acuitybrands.com/buy-american for additional information.

WARRANTY
5-year limited warranty. This is the only warranty provided and no other statements in this specification sheet create any warranty of any kind. All other express and implied warranties are disclaimed. Complete warranty terms located at www.acuitybrands.com/support/warranty-terms-and-conditions

Note: Actual performance may differ as a result of end-user environment and application.
All values are design or typical values, measured under laboratory conditions at 25 °C.
Specifications subject to change without notice.

Submitted by Enterprise Lighting, LTD

Job Name: 1617 Sherman Ave - Site

Catalog Number: DSX1 LED P1 ***K T2M MVOLT SPA STD FINISH G1

Notes:

Type: OA2M

ELLLTS-118618

FEATURES & SPECIFICATIONS

INTENDED USE
The sleek design of the D-Series Size 1 reflects the embedded high performance LED technology. It is ideal for many commercial and municipal applications, such as parking lots, plazas, campuses, and walkways.

CONSTRUCTION
Rugged, corrosion-resistant aluminum housing has integral heat sink fins to optimize thermal management through conductive and convective cooling. Modular design allows for ease of maintenance and future light engine upgrades. The LED drivers are mounted to direct contact with the casting to promote long operating temperature and long life. Housing is completely sealed against moisture and environmental contaminants (IP65). Can be ordered with terminal block, photocell or both.

FINISH
Exterior parts are protected by a zinc-infused Super Durable TGIC thermoset powder coat finish that provides superior resistance to corrosion and weathering. A highly controlled multi-stage process ensures a minimum 3 mils thickness for a finish that can withstand extreme climate changes without cracking or peeling. Available in textured and non-textured finishes.

OPTICS
Precision-molded proprietary acrylic lenses are engineered for superior area lighting applications. Light engine configurations consist of high-efficacy LEDs mounted to metal-core circuit boards to maximize heat dissipation and promote long life (up to 100,000 hrs at 25°C, L87 per TM-21). Class 2 electronic drivers have a high power factor (>90%, THD <20%, and are rated for life of 100,000 hours with <1% failure rate. Easily serviceable 10kV surge protection device meets a minimum Category C Low operation (per ANSI/IEEE C62.41.2).

ELECTRICAL
Light engine configurations consist of high-efficacy LEDs mounted to metal-core circuit boards to maximize heat dissipation and promote long life (up to 100,000 hrs at 25°C, L87 per TM-21). Class 2 electronic drivers have a high power factor (>90%, THD <20%, and are rated for life of 100,000 hours with <1% failure rate. Easily serviceable 10kV surge protection device meets a minimum Category C Low operation (per ANSI/IEEE C62.41.2).

STANDARD CONTROLS
The D-Series Size 1 luminaire has a number of control options. DSX Size 1, Versa Emulation and 0-10V dimming drivers. Dusk to dawn controls can be utilized via optional NEMA twist-lock photocell receptacles. Integrated motion sensors with on-board photocells feature field-adjustable programing and are suitable for mounting heights up to 30 feet.

HIGH/OFF AIR CONTROLS
The DSX1 LED area luminaire is also available with eLight® AIR for the ultimate in wireless control. This powerful control platform provides out-of-the-box basic motion sensing and photocontrol functionality and is suitable for mounting heights up to 40 feet. Once commissioned using a smartphone and the easy-to-use eLight® AIR app, the DSX1 LED area luminaire can be configured for a variety of motion sensor and photocell group response without the need for additional equipment. Scheduled dimming with motion sensor override can be achieved with eLight® AIR and the eLight Eclipse. Additional information about eLight AIR can be found here.

INSTALLATION
Included mounting block and integral arm facilitate quick and easy installation. Stainless steel bolts fasten the mounting block securely to poles and walls. Luminaire arrives standard with (4) 3/4" NPT drilling holes for ease of wiring per ANSI C136.37. The D-Series Size 1 utilizes the ADR23™ series pole drilling pattern (template #8). NEMA photocontrol receptacle are also available.

LISTINGS
UL listed to meet U.S. and Canadian standards. UL Listed for wet locations. Rated for -40°C minimum ambient. Rated for -30°C to 40°C (-22°F to 104°F) minimum ambient. U.S. Patent No. D672,492. International patent pending.

DesignLights Consortium® (DLC) Premium qualified product and DLC qualified product. Not all versions of this product may be DLC Premium qualified or DLC qualified. Please check the DLC Qualified Products List at www.designlights.org to confirm which versions are qualified.

International Dark-Sky Association (IDA) Fixture Seal of Approval (FSA) is available for all products on this page utilizing 3000K color temperature only.

BUY AMERICAN ACT
This product is assembled in the USA and meets the Buy American(a) government procurement requirements under FAR, DFARS and DOT regulations. Please refer to www.acuitybrands.com/buy-american for additional information.

WARRANTY
5-year limited warranty. This is the only warranty provided and no other statements in this specification sheet create any warranty of any kind. All other express and implied warranties are disclaimed. Complete warranty terms located at www.acuitybrands.com/support/warranty-terms-and-conditions

Note: Actual performance may differ as a result of end-user environment and application.
All values are design or typical values, measured under laboratory conditions at 25 °C.
Specifications subject to change without notice.

Submitted by Enterprise Lighting, LTD

Job Name: 1617 Sherman Ave - Site

Catalog Number: SSS 10 4C DM19AS STD FINISH

Notes:

Type: OA2

ELLLTS-118618

SSS Square Straight Steel Poles

| ORDERING INFORMATION | Lead times will vary depending on options selected. Consult with your sales representative. | | | | | | |

Submitted by Enterprise Lighting, LTD.

Job Name: 1617 Sherman Ave - Site

Catalog Number: SSS 20 4C DM19AS STD FINISH

Notes:

Type: OA2M

ELLD-1138618

SSS Square Straight Steel Poles

TECHNICAL INFORMATION — EPA (ft²) with 1.3 gust

Catalog Number	Nominal Shaft Length (ft)	Pole Shaft Size (Base no.) Typ (in. x Ga.)	Wall thick (in)	Gauge	EPA (ft²) with 1.3 gust						Bolt circle	Approximate Net Weight (lbs.)
					60 MPH	Max. weight	90 MPH	Max. weight	100 MPH	Max. weight		
SSS 10 4C	10	4.0 x 10.0	0.120"	11	30.6	760	23.8	995	19.9	473	8-9	3/4 x 18 x 3
SSS 12 4C	12	4.0 x 12.0	0.120"	11	24.4	610	18.8	870	14.8	378	8-9	3/4 x 18 x 3
SSS 14 4C	14	4.0 x 14.0	0.120"	11	19.9	498	15.1	778	11.2	295	8-9	3/4 x 18 x 3
SSS 16 4C	16	4.0 x 16.0	0.120"	11	15.9	398	11.8	295	8.9	223	8-9	3/4 x 18 x 3
SSS 18 4C	18	4.0 x 18.0	0.120"	11	12.6	315	9.2	230	6.7	168	8-9	3/4 x 18 x 3
SSS 20 4C	20	4.0 x 20.0	0.120"	11	9.6	240	6.7	167	4.5	113	8-9	3/4 x 18 x 3
SSS 20 5C	20	5.0 x 20.0	0.120"	11	17.7	443	12.7	345	9.4	235	10-12	1 x 36 x 4
SSS 20 7C	20	7.0 x 20.0	0.179"	7	28.1	703	21.4	535	16.2	405	16-12	1 x 36 x 4
SSS 22 4C	22	4.0 x 22.0	0.120"	11	4.8	159	2.6	105	1	30	8-9	3/4 x 18 x 3
SSS 22 5C	22	5.0 x 22.0	0.120"	11	10.8	270	7.3	188	5.4	135	10-12	1 x 36 x 4
SSS 22 7C	22	7.0 x 22.0	0.179"	7	19.7	492	15.3	382	11.6	290	16-12	1 x 36 x 4
SSS 24 4C	24	4.0 x 24.0	0.120"	11	1.9	48	0.3	8	0	0	8-9	3/4 x 18 x 3
SSS 24 5C	24	5.0 x 24.0	0.120"	11	7.2	180	3.9	98	2.1	53	10-12	1 x 36 x 4
SSS 24 7C	24	7.0 x 24.0	0.179"	7	15.3	383	11.9	298	8.9	223	16-12	1 x 36 x 4
SSS 25 5C	25	5.0 x 25.0	0.179"	7	5.9	148	2.9	73	—	—	10-12	1 x 36 x 4
SSS 25 7C	25	7.0 x 25.0	0.179"	7	12.4	310	7.6	190	4.2	105	16-12	1 x 36 x 4
SSS 29 7C	29	7.0 x 29.0	0.179"	7	7.2	180	3	75	—	—	16-12	1 x 36 x 4

NOTE: 1.5% values are based on EXCEL 11 mid-range, for 12 ft increments, add +6 lbs for pole height. 2x. 20 mph, 20% dec.

TECHNICAL INFORMATION — EPA (ft²) WITH 3-SECOND GUST PER AASHTO 2013

Series	Mounting Height (ft)	Shaft Size (in)	90 MPH	Max. weight	100 MPH	Max. weight	110 MPH	Max. weight	120 MPH	Max. weight	130 MPH	Max. weight	Bolt circle (in)	Bolt size (in. x in. x in.)	Approximate dry weight (lbs.)
SSS	10	4	30	750	24	600	19	475	15	375	12	300	8-9	3/4 x 18 x 3	75
SSS	12	4C	24	600	19	475	15	375	12	300	9	225	8-9	3/4 x 18 x 3	90
SSS	14	4C	19	475	15	375	12	300	9	225	7	175	8-9	3/4 x 18 x 3	105
SSS	16	4C	16	400	13	325	10	250	8	200	6	150	8-9	3/4 x 18 x 3	120
SSS	18	4C	13	325	10	250	8	200	6	150	4	100	8-9	3/4 x 18 x 3	135
SSS	20	4C	10.5	263	7.5	188	5.5	138	4	100	3	75	8-9	3/4 x 18 x 3	150
SSS	20	5C	15	375	9.5	238	6.5	163	4.5	113	3	75	10-12	1 x 36 x 4	170
SSS	20	4C	6	150	4	100	3	75	2.5	63	1.5	38	8-9	3/4 x 18 x 3	150
SSS	20	4C	10.5	263	7.5	188	5.5	138	3.5	88	2	50	1	25	205
SSS	29	5C	10	250	7	175	4.5	113	2.5	63	1	25	—	—	205
SSS	20	7G	29	500	15	375	11.5	288	8.5	213	6	150	4.5	1/2	1	75	263
SSS	25	4C	10.5	263	7.5	188	5.5	138	3.5	88	2	50	1	25	205
SSS	25	4C	6	150	4	100	3	75	2.5	63	1.5	38	—	—	205
SSS	25	5C	4.5	113	2	50	—	—	—	—	—	—	—	—	225
SSS	25	5C	15	375	9.5	238	6.5	163	4.5	113	3	75	1	25	360
SSS	25	4G	19	475	13.5	338	9	225	5.5	138	3	75	1	25	445
SSS	30	4C	4.5	113	—	—	—	—	—	—	—	—	—	—	225
SSS	30	5C	15	375	9.5	238	6.5	163	4.5	113	3	75	1	25	360
SSS	30	5S	6.5	163	3.5	88	1	25	—	—	—	—	—	—	390
SSS	30	6G	11	275	6	150	2.5	63	—	—	—	—	—	—	540
SSS	35	5G	2	50	—	—	—	—	—	—	—	—	—	—	440
SSS	35	6G	4	100	—	—	—	—	—	—	—	—	—	—	540
SSS	39	8G	—	—	—	—	—	—	—	—	—	—	—	—	605

NOTE: 1.5% ASCE 7-05 criteria is the most conservative existing EPA calculation. For poles not showing EPA values under 60 MPH, EPA = Max weight / 250 (Square) or Max weight / 200 (Round).
*For 12 ft increments, add +6 lbs per pole height. 2x. 20 mph, 20% dec.

Submitted by Enterprise Lighting, LTD.

Job Name: 1617 Sherman Ave - Site

Catalog Number: SSS 20 4C DM19AS STD FINISH

Notes:

Type: OA2M

ELLD-1138618

SSS Square Straight Steel Poles

BASE DETAIL



POLE DATA						
Shaft base size	Bolt circle Ø	Bolt projection	Base square C	Base plate thickness	Template description	Anchor bolt description	Anchor bolt set template description
4"C	8" – 9"	3.25" - 3.75"	8" - 9.25"	0.75"	ASTERLIFT.P350004	AB38-8	AB03-4C
4"G	8" – 9"	3.25" - 3.75"	8" - 9.25"	0.875"	ASTERLIFT.P350004	AB38-8	AB03-5
5"	10" – 12"	3.5" - 4"	11"	1"	ASTERLIFT.P350010	AB38-8	AB05-5
6"	11" – 14"	4" - 4.50"	12.5"	1"	ASTERLIFT.P350011	AB38-8	N/A

HANDHOLE ORIENTATION



IMPORTANT INSTALLATION NOTES:
- **Do not** erect poles without having fixtures installed.
- Factory-supplied templates must be used when setting anchor bolts. Lithonia Lighting will not accept claim for incorrect anchorage placement due to failure to use Lithonia Lighting factory templates.
- If poles are stored outside, all protective wrapping must be removed immediately upon delivery to prevent finish damage.
- Lithonia Lighting is not responsible for the foundation design.
- Bolt circles have +/- 1/2" tolerance.

CAUTION: These specifications are intended for general purpose use only. Lithonia Lighting reserves the right to change material or design, without prior notice, in a continuing effort to upgrade its products.

Submitted by Enterprise Lighting, LTD.

Job Name: 1617 Sherman Ave - Site

Catalog Number: DSX1 LED P2 **K T3M MVOLT SPA HS STD FINISH G1

Notes:

Type: OA3M

ELLD-1138618



D-Series Size 1

Legacy LED Area Luminaire

Specifications

EPA: 1.1 sq. ft. (0.10 m²)

Length: 32" (81cm)

Width: 12" (30cm)

Height H1: 7-1/2" (19cm)

Height H2: 3-1/2" (9cm)

Weight (max): 27 lbs (12 kg)

Introduction

The modern styling of the D-Series is striking yet unobtrusive—making a bold, progressive statement. The outstanding photometric performance of the D-Series distills the benefits of the latest in LED technology into a high performance, high efficacy, long-life luminaire.

The outstanding photometric performance results in sites with excellent uniformity, greater pole spacing and lower power density. It is ideal for a wide variety of site lighting applications in pedestrian and area lighting applications with typical energy savings of 65% and expected service life of over 100,000 hours.

Ordering Information

EXAMPLE: DSX1 LED P7 40K T3M MVOLT SPA NLTAIR2 PIRHN DDBXD G1

Sample number: DSX1 LED P7 40K T3M MVOLT SPA NLTAIR2 PIRHN DDBXD G1							
Series	LEDs	Color temperature	Distribution	Voltage	Mounting		
DSX1 LED	Forward optics: P1 P2 P3 P4 P5 P6 P7 Rotated optics: P10 P11 P12	30K 3000 K 40K 4000 K 50K 5000 K	T1S Type I short (Automotive) T2S Type II short T2M Type II medium T3S Type III short T3M Type III medium T4M Type IV medium T4W Type IV wide T5W Type V wide T5VS Type V very short T5VW Type V very wide BLC Backlight control* RCO Right corner cutoff*	MVOLT* Shipped separately: 120 120V 208 208V 240 240V 277 277V 347 347V 480 480V	Shipped included: SPA Square pole mounting RPA Round pole mounting WBA Wall bracket SPUMBA Square pole universal mounting adaptor* RPUMBA Round pole universal mounting adaptor* Shipped separately: KMA8 Mast arm mounting bracket adaptor (specify finish)*		
Control options		Other options		Finish (required)		Alternate Lumen Output	
Shipped installed: NLTAIR2 nLight AIR generation 2 enabled* PIR Motion/ambient light sensor, 8–15' mounting height, ambient sensor enabled at 5fc* PIRH Motion/ambient light sensor, 15–30' mounting height, ambient sensor enabled at 5fc* PER Five-pin receptacle only (controls ordered separately)* PERS7 Five-pin receptacle only (controls ordered separately) with SiteSync® DMG 0-10v dimming wires pulled outside fixture (for use with an external control, ordered separately)* DS Dual switching*		PIR High/low, motion/ambient sensor, 8–15' mounting height, ambient sensor enabled at 5fc* PIRH High/low, motion/ambient sensor, 15–30' mounting height, ambient sensor enabled at 5fc* PIRHTW Tamper-resistant Wiener, 15–30' mounting height, ambient sensor enabled at 5fc* PIRHN High/low, motion/ambient sensor, 8–15' mounting height, ambient sensor enabled at 5fc* FAO Field adjustable output***	Shipped included: HS House-side shield SF Single fuse (120, 277, 347V)* DF Double fuse (208, 240, 480V)* WG Wire guard VG Visor guard DDBXD Dark bronze DBLXD Black DNAXD Natural aluminum DWHXD White DSSXD Sandstone DDBTXD Textured dark bronze DBLBXD Textured black DNATXD Textured natural aluminum DWHGXD Textured white DSSTXD Textured sandstone	DDBXD Dark bronze DBLXD Black DNAXD Natural aluminum DWHXD White DSSXD Sandstone DDBTXD Textured dark bronze DBLBXD Textured black DNATXD Textured natural aluminum DWHGXD Textured white DSSTXD Textured sandstone	HA 50°C ambient operation* HL Left-mounted HA* RA Right-mounted HA* DMG Bi-level, motion/ambient sensor, 15–30' mounting height, ambient sensor enabled at 5fc* FAO Field adjustable output***	Shipped separately: BS Bird spikes* EGS External glare shield		

Submitted by Enterprise Lighting, LTD.

Job Name: 1617 Sherman Ave - Site

Catalog Number: DSX1 LED P2 **K T3M MVOLT SPA HS STD FINISH G1

Notes:

Type: OA3M

ELLD-1138618

Ordering Information

Sample number: DSX1 LED P2 40K T3M MVOLT SPA HS STD FINISH G1							
Series	LEDs	Color temperature	Distribution	Voltage	Mounting		
DSX1 LED	Forward optics: P1 P2 P3 P4 P5 P6 P7 Rotated optics: P10 P11 P12	30K 3000 K 40K 4000 K 50K 5000 K	T1S Type I short (Automotive) T2S Type II short T2M Type II medium T3S Type III short T3M Type III medium T4M Type IV medium T4W Type IV wide T5W Type V wide T5VS Type V very short T5VW Type V very wide BLC Backlight control* RCO Right corner cutoff*	MVOLT* Shipped separately: 120 120V 208 208V 240 240V 277 277V 347 347V 480 480V	Shipped included: SPA Square pole mounting RPA Round pole mounting WBA Wall bracket SPUMBA Square pole universal mounting adaptor* RPUMBA Round pole universal mounting adaptor* Shipped separately: KMA8 Mast arm mounting bracket adaptor (specify finish)*		
Control options		Other options		Finish (required)		Alternate Lumen Output	
Shipped installed: NLTAIR2 nLight AIR generation 2 enabled* PIR Motion/ambient light sensor, 8–15' mounting height, ambient sensor enabled at 5fc* PIRH Motion/ambient light sensor, 15–30' mounting height, ambient sensor enabled at 5fc* PIRHTW Tamper-resistant Wiener, 15–30' mounting height, ambient sensor enabled at 5fc* PIRHN High/low, motion/ambient sensor, 8–15' mounting height, ambient sensor enabled at 5fc* FAO Field adjustable output***		Shipped included: HS House-side shield SF Single fuse (120, 277, 347V)* DF Double fuse (208, 240, 480V)* VG Visor guard	Shipped separately: BS Bird spikes* EGS External glare shield	DDBXD Dark bronze DBLXD Black DNAXD Natural aluminum DWHXD White DSSXD Sandstone DDBTXD Textured dark bronze DBLBXD Textured black DNATXD Textured natural aluminum DWHGXD Textured white DSSTXD Textured sandstone	HA 50°C ambient operation* HL Left-mounted HA* RA Right-mounted HA* DMG Bi-level, motion/ambient sensor, 15–30' mounting height, ambient sensor enabled at 5fc* FAO Field adjustable output***		

Submitted by Enterprise Lighting, LTD.

Job Name: 1617 Sherman Ave - Site

Catalog Number: DSX1 LED P2 **K T3M MVOLT SPA HS STD FINISH G1

Notes:

Type: OA3M

ELLD-1138618

Ordering Information

Sample number: DSX1 LED P2 40K T3M MVOLT SPA HS STD FINISH G1							
Series	LEDs	Color temperature	Distribution	Voltage	Mounting		
DSX1 LED	Forward optics: P1 P2 P3 P4 P5 P6 P7 Rotated optics: P10 P11 P12	30K 3000 K 40K 4000 K 50K 5000 K	T1S Type I short (Automotive) T2S Type II short T2M Type II medium T3S Type III short T3M Type III medium T4M Type IV medium T4W Type IV wide T5W Type V wide T5VS Type V very short T5VW Type V very wide BLC Backlight control* RCO Right corner cutoff*	MVOLT* Shipped separately: 120 120V 208 208V 240 240V 277 277V 347 347V 480 480V	Shipped included: SPA Square pole mounting RPA Round pole mounting WBA Wall bracket SPUMBA Square pole universal mounting adaptor* RPUMBA Round pole universal mounting adaptor* Shipped separately: KMA8 Mast arm mounting bracket adaptor (specify finish)*		
Control options		Other options		Finish (required)		Alternate Lumen Output	
Shipped installed: NLTAIR2 nLight AIR generation 2 enabled* PIR Motion/ambient light sensor, 8–15' mounting height, ambient sensor enabled at 5fc* PIRH Motion/ambient light sensor, 15–30' mounting height, ambient sensor enabled at 5fc* PIRHTW Tamper-resistant Wiener, 15–30' mounting height, ambient sensor enabled at 5fc* PIRHN High/low, motion/ambient sensor, 8–15' mounting height, ambient sensor enabled at 5fc* FAO Field adjustable output***		Shipped included: HS House-side shield SF Single fuse (120, 277, 347V)* DF Double fuse (208, 240, 480V)* VG Visor guard	Shipped separately: BS Bird spikes* EGS External glare shield	DDBXD Dark bronze DBLXD Black DNAXD Natural aluminum DWHXD White DSSXD Sandstone DDBTXD Textured dark bronze DBLBXD Textured black DNATXD Textured natural aluminum DWHGXD Textured white DSSTXD Textured sandstone	HA 50°C ambient operation* HL Left-mounted HA* RA Right-mounted HA* DMG Bi-level, motion/ambient sensor, 15–30' mounting height, ambient sensor enabled at 5fc* FAO Field adjustable output***		

Submitted by Enterprise Lighting, LTD.

Job Name: 1617 Sherman Ave - Site

Catalog Number: SSS 20 4C DM19AS STD FINISH

Notes:

Type: OA3M

ELLD-1138618

SSS Square Straight Steel Poles

Example: SSS 20 5C DM19 DDBXD

ORDERING INFORMATION						Lead times will vary depending on options selected. Consult with your sales representative.							
SSS		20	5C	DM19	DDBXD								
Series		Nominal Pole Height	Nominal shaft base size/ Wall thickness			Mounting*				Options		Finish*	
SSS	10' 12' 14' 16' 18' 20' 22' 24' 25' 29' 30' 35' 39'		4C 4" Dia (0.120") 4G 4" Dia (0.179") 5C 5" Dia (0.120") 5G 5" Dia (0.179") 6G 6" Dia (0.179")			Tenon mounting: P1 Open top (includes drain hole) T2S 2-3/8" O.D. (2.72" NPS) T2M 2-3/8" O.D. (2.72" NPS) T4M 4" I.D. (4.5" NPS) RAD180 mounting*: DM19AS 1 at 180° DM19AS2 2 at 180° DM19AS3 3 at 180° DM19AS4 4 at 180° DM19AS5 5 at 180°	ASTEC™ approved drill: DM19ASTC 1 at 180° DM19ASTC2 2 at 180° DM19ASTC3 3 at 180° DM19ASTC4 4 at 180° DM19ASTC5 5 at 180°		Shipped included: HB Vibration dampers* HBxy Horizontal arm bracket (specify)* FBx.xx Enclosure sealed to the electrical* CPCU(xx) 1/2" couplings* CPC1(xx) 3/4" couplings* CPC1(xx) 1" couplings* NPC1(xx) 1/2" threaded nipples* NPC1(xx) 3/4" threaded nipples* NPC1(xx) 1" threaded nipples* EHBay Extra handhole**	Square (bandings painted to match pole): DDBXD Dark bronze DBLXD Black DNAXD Natural aluminum DWHXD White DSSXD Sandstone DDBTXD Textured dark bronze DBLBXD Textured black DNATXD Textured natural aluminum DWHGXD Textured white
See technical information table (for ordering information.)													
See technical information table (for ordering information.)													

NOTES:
1. Handhole cover (HHC), full base covers (FBC) and top caps (TC) shipped separately. No need to call out in nomenclature. For additional parts please order as replacement.
2. Wall thickness will be considered with a "C" (12 gauge) or "G" (11 gauge) in nomenclature. "C" = 0.120" (3.0 mm) "G" = 0.179" (4.5 mm)
3. 4" square tapped to handhole top. When ordering tenon mounting and drill mounting for the same pole, follow this example: DM2AS TS. The combination includes a required extra handhole.
4. Tenon mounting is not available in conjunction with a square pole (omitting "S" in size and 2-3/8" O.D. if ordering from handhole and arm of the same length), specify with Whitney. Example: 4G10RD
5. All RAD drilling is per a minimum top O.D. of 4".
6. Select "T" or "2" for designate fixture size, e.g. DM19AST2.
7. On 4" and 5" poles, HS cannot be installed if luminaires (DSX, TEX, MPL, CPL) are located higher than 2.5 of the pole's top diameter.
Example: Pole height is 25ft. A luminaire cannot be placed above 5ft.
8. Specify location and orientation when ordering option.
Ex: "DM19AS 1 at 180°" specify the height above the base of pole in feet or feet and inches, separate feet and inches with a ' ".
"DM19AS 1 at 180°" specify orientation from handhole (A,B,C,D, Refer to the Handhole Orientation diagram below.
Example: "DM19AS 1 at 180° A" 12'6" = 12 ft 6 in
9. Specify location and orientation when ordering multiple options. Ex: "DM19AS 1 at 180° A, DM19AS2 2 at 180° B" 12'6" = 12 ft 6 in
10. Fields must be specified. Additional options available: see Architectural Colors brochure linked here (Form No. TAL3). Lead times may be extended up to 2 weeks due to paint procurement.

Accessories: Order as separate catalog number.

PLTP20	Plug-In TOP drilling
PLSB	Plug-In SIDE drilling

Submitted by Enterprise Lighting, LTD.

Job Name: 1617 Sherman Ave - Site

Catalog Number: DSX1 LED P2 **K T3M MVOLT SPA HS STD FINISH G1

Notes:

Type: OA3M

ELLD-1138618

Performance Data

Lumen Ambient Temperature (LAT) Multipliers

Use these factors to determine relative lumen output for average ambient temperatures from 0–40°C (32–104°F).

Ambient	Lumen Multiplier
0°C	1.07
5°C	1.04
10°C	1.03
15°C	1.01
20°C	1.00
25°C	0.99
30°C	0.98
35°C	0.97
40°C	0.96

Projected LED Lumen Maintenance

Data references the extrapolated lumen maintenance factor that corresponds to the desired number of operating hours below. For other lumen maintenance values, contact factory.

Operating Hours	Lumen Maintenance Factor
25,000	0.96
50,000	0.93
100,000	0.85

Minimum Temperature Methods Testing

Option	Ambient Temperature	Cold Start	Restrike Temperature	Sound Rating	Power Factor	Total Harmonic Distortion
-PIR or PIRH	25°C/77°F (Default)	-30°C/-22°F (Default)	Not Applicable	0 dBA	0.90	<20%
-PIRTW, -PIRHTW, -PIRHN	25°C/77°F (Default)	-40°C/-40°F (Low Temperature)	Enabled at 0°C	0 dBA	0 dBA	<20%

*Not all ambient motion sensors work in dusk to dawn control.

Control Options

Nomenclature	Description	Functionality	Primary control device	Notes
FAO	Field adjustable output device installed inside the luminaire; wired to the driver dimming lead.	Allows the luminaire to be manually dimmed, effectively trimming the light output.	FAO device	Cannot be used with other controls options that need the 0-10V leads.
DS	Drivers wired independently for 50/50 luminaire operation	The luminaire is divided into two separate circuits, allowing for 50/50 operation.	Independently wired drivers	Requires two separately switched circuits. Consider nLight AIR as a more cost effective alternative.
PER or PERS*	Twist-lock photocell receptacle	Compatible with standard twist-lock photocells for dusk to dawn operation, or advanced control modes that provide 5-120 dimming signals.	Twist-lock photocells such as ROL (Not all network control nodes such as ROAM).	Pins 4 & 5 no dimming leads on driver. Pins 6 & 7 are capped inside luminaire.
PIR or PIRH	Motion sensors with integral photocell. PIR for 8–15' mounting. PIRH for 15–30' mounting.	Luminaire dims when no occupancy is detected.	Acuity Controls SBGR	Also available with PIRHTW when the sensor photocell is used for dusk to dawn operation.
NLTAIR2 PIRHN	nLight AIR enabled luminaire for motion sensing, photocell and wireless communication.	Luminaire dims when no occupancy is detected. Wireless connected to the nLight AIR system.	nLight Air for DSX	nLight AIR luminaires can be programmed and commissioned from the ground using the CLAIRITY® by nLight.

Submitted by Enterprise Lighting, LTD.

Job Name: 1617 Sherman Ave - Site

Catalog Number: DSX1 LED P2 **K T3M MVOLT SPA HS STD FINISH G1

Notes:

Type: OA3M

ELLD-1138618

Performance Data

Lumen Output

Lumen values are from photometric tests performed in accordance with IESNA LM-79-08. Data is considered to be representative of the configurations shown, within the tolerances allowed by Lighting Facts. Actual performance may differ as a result of end-use luminaire, location, ambient, and measurement variables. Actual wattage may differ by +/- 10% when operating between -40°C to 40°C. Contact factory for performance data on any configurations.

Forward Optics

LED Count	Drive Current	Power	System Watts	Distribution	Voltage	Lumens	BUG Rating	LPW	Lumens	BUG Rating	LPW	Lumens	BUG Rating	LPW
						4000K, 70 CRI			4000K, 80 CRI			5000K, 70 CRI		
30	530	P1	54W	T1S	4,446	2	0	2	128	4,094	2	0	2	118
				T2S	4,465	2	0	2	129	4,109	2	0	2	119
				T2M	4,446	2	0	2	128	4,094	2	0	2	118
				T3S	4,446	2	0	2	128	4,094	2	0	2	118
				T3M	4,446	2	0	2	128	4,094	2	0	2	118
				T4M	4,379	2	0	2	126	4,032	2	0	2	116
				T4W	4,446	2	0	2	128	4,094	2	0	2	118
				T5W	4,379	2	0	2	126	4,032	2	0	2	116
				T5VS	4,379	2	0	2	126	4,032	2	0	2	116
				T5VW	4,379	2	0	2	126	4,032	2	0	2	116
				BLC	4,379	2	0	2	126	4,032	2	0	2	116
				RCO	4,379	2	0	2	126	4,032	2	0	2	116
30	700	P2	72W	T1S	5,997	2	0	2	128	5,523	2	0	2	118
				T2S	6,023	2	0	2	129	5,545	2	0	2	119
				T2M	5,997	2	0	2	128	5,523	2	0	2	118
				T3S	5,997	2	0	2	128	5,523	2	0	2	118
				T3M	5,997	2	0	2	128	5,523	2	0	2	118
				T4M	5,907	2	0	2	126	5,440	2	0	2	116
				T4W	5,997	2	0	2	128	5,523	2	0	2	118
				T5W	5,907	2	0	2	126	5,440	2	0	2	116
				T5VS	5,907	2	0	2	126	5,440	2	0	2	116
				T5VW	5,907	2	0	2	126	5,440	2	0	2	116
				BLC	5,907	2	0	2	126	5,440	2	0	2	116
				RCO	5,907	2	0	2	126	5,440	2	0	2	116
30	1050	P3	102W	T1S	8,669	3	0	3	85	7,984	3	0	3	78
				T2S	8,708	3	0	3	85	8,020	3	0	3	79
				T2M	8,669	3	0	3	85	7,984	3	0	3	78
				T3S	8,669	3	0	3	85	7,984	3	0	3	78
				T3M	8,669	3	0	3	85	7,984	3	0	3	78
				T4M	8,537	3	0	3	84	7,863	3	0	3	77
				T4W	8,669	3	0	3	85	7,984	3	0	3	78
				T5W	8,537	3	0	3	84	7,863	3	0	3	77
				T5VS	8,537	3	0	3	84	7,863	3	0	3	77
				T5VW	8,537	3	0	3	84	7,863	3	0	3	77
				BLC	8,537	3	0	3	84	7,863	3	0	3	77
				RCO	8,537	3	0	3	84	7,863	3	0	3	77
30	1400	P5	138W	T1S	11,555	3	0	3	84	10,645	3	0	3	77
				T2S	11,610	3	0	3	84	10,693	3	0	3	77
				T2M	11,555	3	0	3	84	10,645	3	0	3	77
				T3S	11,555	3	0	3	84	10,645	3	0	3	77
				T3M	11,555	3	0	3	84	10,645	3	0	3	77
				T4M	11,379	3	0	3	82	10,483	3	0	3	76
				T4W	11,555	3	0	3	84	10,645	3	0	3	77
				T5W	11,379	3	0	3	82	10,483	3	0	3	76
				T5VS	11,379	3	0	3	82	10,483	3	0	3	76
				T5VW	11,379	3	0	3	82	10,483	3	0	3	76
				BLC	11,379	3	0	3	82	10,483	3	0	3	76
				RCO	11,379	3	0	3	82	10,483	3	0	3	76

Submitted by Enterprise Lighting, LTD.

Job Name: 1617 Sherman Ave - Site

Catalog Number: DSX1 LED P2 **K T3M MVOLT SPA HS STD FINISH G1

Notes:

Type: OA3M

ELLD-1138618

FEATURES & SPECIFICATIONS

INTENDED USE

The sleek design of the D-Series Size 1 reflects the embedded high performance LED technology. It is ideal for many commercial and municipal applications, such as parking lots, plazas, campuses, and streetscapes.

CONSTRUCTION

One-piece, rugged, aluminum housing has integral heat sink fins to optimize thermal management and enhance long life. Low copper, corrosion resistant, Modular design allows for ease of maintenance and future light engine upgrades. The LED drivers are mounted in direct contact with the casting to promote low operating temperature and long life. Housing is completely sealed against moisture and environmental contaminants (IP66). Low EPA (1.01 ft²) for optimized pole wind loading.

FINISH

Exterior parts are protected by a zinc-infused Super Durable TGIC thermoset powder coat finish that provides superior resistance to corrosion and weathering. A high-gloss reflective finish optimizes uniformity and spacing. Optional Graphite is a finish that can withstand extreme climate changes without cracking or peeling. Available in both textured and non-textured finishes.

OPTICS

Precision-molded proprietary acrylic lenses are engineered for superior area lighting distribution, uniformity, and pole spacing. Light engines are available in cool (5000K) or neutral (4000K) CCT and a minimum 70 CRI or 80 CRI. All are IES "full cut-off" and qualify as a Nighttime Friendly™ product, meeting criteria consistent with the LEED® and Green Globes™ criteria for eliminating wasteful uplight.

ELECTRICAL

Light engine configurations consist of high-efficacy LEDs mounted to metal-core circuit boards to maximize heat dissipation and promote long life (up to L85/100,000

Submitted by Enterprise Lighting, LTD.

Job Name: 1617 Sherman Ave - Site

Catalog Number: DSXWPM LED 10C 1000 **K TFTM MVOLT DDL SPUMBA STD FINISH

Notes:

Type: OAFT

ELLD1-118618

Options and Accessories



Mounting detail



ASYDF - Asymmetric diffuse (left en-glare is T3M, right engine is diffused)



HS - House-side shields



BSW - Bird deterrent spikes



WG - Wire guard



VG - Vandal guard



DDL - Diffused drop lens

FEATURES & SPECIFICATIONS

INTENDED USE
This energy-saving, long life and easy to install design of the D-Series Pole Mount make it the smart choice for area and site illumination for nearly any facility.

CONSTRUCTION
Two-piece die-cast aluminum housing has integral heat sink fins to optimize thermal performance. Slip-fitter mount secures luminaire to pole/arm with (4) bolts and provides for ease of maintenance. The LED driver is mounted to the door to thermally isolate it from the light engines for low operating temperature and long life. Housing is completely sealed against moisture and environmental contaminants (IP65).

FINISH
Housing parts are protected by a zinc-infused Super Durable TGIC thermoset powder coat finish that provides superior resistance to corrosion and weathering. A tightly controlled multi-stage process ensures a minimum 3 mils thickness for a finish that is tough enough to withstand extreme weather conditions for a lasting. Available in textured and architectural metallic finishes.

OPTICS
Precision-molded proprietary acrylic lenses provide multiple photometric distributions tailored specifically to area lighting applications. Light engines are available in 3000K, 4000K or 5000K with 70+min. CRI configurations.

ELECTRICAL
Light engine(s) consist of 10 high-efficacy LEDs mounted to a metal-core circuit board to maximize heat dissipation and promote long life (L80/100,000 hrs at 25°C). Class 1 electronic drivers have a power factor >90%, THD <20%, and a minimum 2kV surge rating. The luminaire meets a minimum Category C Low Ipm (ANSI/IESNA OGC-RP-2).

INSTALLATION
Includes universal mounting plate, which utilizes existing drill patterns and allows for quick and easy installation. Stainless steel bolts fasten the mounting block securely to poles.

LISTINGS
CSA certified to U.S. and Canadian standards. Rated for -40°C minimum ambient.

DesignLights Consortium® (DLC) qualified product. Not all versions of this product may be DLC qualified. Please check the DLC Qualified Products List at www.designlights.org to confirm which versions are qualified.

BUY AMERICAN
This product is assembled in the USA and meets the Buy American(DOC) government procurement requirements under FAR, DFARS, and DOT regulations. Please refer to www.acuitybrands.com/buy-american for additional information.

WARRANTY
5-year limited warranty. Complete warranty terms located at: www.acuitybrands.com/CustomerResources/Terms_and_conditions.asp

Note: Actual performance may differ as a result of end-user environment and application.
All values are design or typical values, measured under laboratory conditions at 25°C.
Specifications subject to change without notice.

Submitted by Enterprise Lighting, LTD.

Job Name: 1617 Sherman Ave - Site

Catalog Number: SSS 10 4C DM19AS STD FINISH

Notes:

Type: OAFT

ELLD1-118618

LITHONIA LIGHTING

Catalog Number
Notes
Type

FEATURES & SPECIFICATIONS

INTENDED USE — These specifications are for USA standards only. Square Straight Steel is a general purpose light pole for up to 30 foot mounting heights. The pole provides a robust yet cost effective option for mounting area lights and floodlights.

CONSTRUCTION —

Pole Shaft: The pole shaft is of uniform dimension and wall thickness and is made of a weldable-grade, hot-rolled, commercial quality steel tubing with a minimum yield of 55 KSI (1 gauge, 0.120", or 10 KSI (7 gauge, 0.179"). Shafts are given with a full-length handhole/high-frequency electric resistance weld. Uniformity squares corners and accurate dimensions are maintained by state-of-the-art computer controlled cutting. Shafts are 11 gauge.

Pole Top: Fashion tenons 3" mm long, drilled for side mount fixtures, tenon with drilling includes one 4 hole drilled and open top. Side drilled and open top poles include a removable top cap.

Handhole: A reinforced handhole with grounding provision is provided at 16' from the base on side A. Positioning the handhole lower may not be possible and requires engineering review; consult Tech Support Gardner for further information. Every handhole includes a cover and cover hardware. The handhole has a nominal dimension of 2" x 4".

Base Cover: A durable ABS plastic base cover, finished to match the pole, is provided with each pole.

Anchor Base Bolts: Anchor base is fabricated from steel that meets ASTM A36 standards and can be altered to match existing foundations; consult factory for modifications. Anchor bolts are manufactured to ASTM F1554 Standards grade 55, 55 KSI minimum yield strength and tensile strength of 75-95 KSI. Top threaded portion (nominal 12") is hot-dipped galvanized per ASTM A153.

HARDWARE — All structural fasteners are high-strength galvanized carbon steel. All non-structural fasteners are galvanized or zinc plated carbon steel or stainless steel.

FINISH — Extra durable aluminum finish is coated with TGIC (Triglycidyl Isocyanurate) Polyester powder that meets or exceeds AAMA 2604 specifications. Standard colors are Black, Bronze, Dark Bronze, Grey, Natural Aluminum and White. Architectural Colors and Special Finishes are available by quote and include, but are not limited to Paint over Hot-dipped Galvanized, RAL Colors, Custom Colors and Extended Warranty Finishes.

BUY AMERICAN ACT — Product with the BAA options is assembled in the USA and meets the Buy American(x) government procurement requirements under FAR, DFARS and DOT regulations.
Please refer to www.acuitybrands.com/buy-american for additional information.

INSTALLATION — Do not erect poles without having fixtures installed. Factory supplied templates must be used when setting anchor bolts. Lithonia Lighting will not accept claim for incorrect anchorage placement due to failure to use Lithonia Lighting factory templates. If poles are stored outside, all protective wrapping must be removed immediately upon delivery to prevent finish damage. Lithonia Lighting is not responsible for the foundation design.

WARRANTY — 5-year limited warranty. This is the only warranty provided and no other statements in this specification sheet create any warranty of any kind. All other express and implied warranties are disclaimed. Complete warranty terms located at www.acuitybrands.com/support/warranty/terms-and-conditions

NOTE: Actual performance may differ as a result of end-user environment and application.
Specifications subject to change without notice.

Anchor Base Poles

SSS

SQUARE STRAIGHT STEEL

BAA

Submitted by Enterprise Lighting, LTD.

Job Name: 1617 Sherman Ave - Site

Catalog Number: SSS 10 4C DM19AS STD FINISH

Notes:

Type: OAFT

ELLD1-118618

SSS Square Straight Steel Poles

ORDERING INFORMATION Lead times will vary depending on options selected. Consult with your sales representative.

Example: SSS 20 5C DM19 DDBXD

| SSS | 5CP | | |

D-Series Size 1
LED Wall Luminaire

Catalog Number
Notes
Type

d*series

Specifications

Luminaire

Width: 13 3/4" (34.9 cm)
Depth: 10" (25.4 cm)
Height: 6 3/8" (16.2 cm)
Weight: 12 lbs (5.4 kg)

Back Box (BBW, E20WC)

Width: 13 3/4" (34.9 cm)
Depth: 4" (10.2 cm)
Height: 6 3/8" (16.2 cm)
Weight: 5 lbs (2.3 kg)
E20WC Weight: 10 lbs (4.5 kg)

For 3/4" NPT side-entry conduit (BBW only)

Introduction

The D-Series Wall luminaire is a stylish, fully integrated LED solution for building-mount applications. It features a sleek, modern design and is carefully engineered to provide long-lasting, energy-efficient lighting with a variety of optical and control options for customized performance.

With an expected service life of over 20 years of nighttime use and up to 74% in energy savings over comparable 250W metal halide luminaires, the D-Series Wall is a reliable, low-maintenance lighting solution that produces sites that are exceptionally illuminated.

Ordering Information

EXAMPLE: DSXW1 LED 20C 1000 40K T3M MVOLT DDBTXD

verify

DSXW1 LED | 1OC 10 LEDs | 20C 20 LEDs | 1000 1000 mA | 40K 4000 K | T3M Type III Medium | MVOLT | Shipped included | Shipped included

verify

Order Accessory | Order Accessory

Shipped installed: SF Single Spot (120, 277 or 347V) [1,2]; DF Double Spot (208, 240 or 480V) [1,2]; HS House-side shield [3]; SPD Separate surge protector [4]

Shipped separately [5]: BSW Bird-deterrent spikes; VG Vandal guard; DDL Diffused drop lens; DWHGXD Textured white; DSSTXD Textured sandstone

Accessories — Ordered and shipped separately.

DSHS12 Visor side shield (set of two right angles)
DSHS18 Bird-deterrent spikes
DSHS19 Vandal guard accessory

NOTES
1. 20C 1000 is not available with PM, NMA, PIR1FC3V or PIRHTFC3V.
2. Not available with emergency battery backup (EBW, E20WC, or E20EMG).
3. Single fuse (SF) requires 120, 277 or 347 voltage option. Double fuse (DF) requires 208, 240 or 480 voltage option.
4. Only available with 20C, 700mA or 1000mA. Not available with PIR or PIRH.
5. Field adjustable output and motion sensor settings are not considered as an accessory.
6. Photocontrol (PE) requires 120, 208, 240, 277 or 347 voltage option. Not available with motion/ambient light sensors (PIR or PIRH).
7. Reference Motion Sensor table on page 3.
8. Wireless enabled (WSTD) is standard. Not compatible with control entry applications. Not available with BWC mounting option. Not available with fusing. Not available with 347 or 480 voltage options. Emergency components located in back box housing. Emergency mode RS fixture located on product page at www.lithonia.com.
9. Not available with DFD.
10. Not available with E20WC.
11. Also available as a separate accessory; see Accessories information.
12. Not available with E20WC.

Submitted by Enterprise Lighting, LTD

Enterprise Lighting — Manufacturers Agent

Job Name: 1617 Sherman Ave - Site

Catalog Number: DSXW1 LED 20C 1000 **K T2S MVOLT STD FINISH

Notes:

Type: OW2

ELLED-119818

Performance Data

Lumen Output

Lumen values are from photometric tests performed in accordance with IESNA LM-79-08. Contact factory for performance data on any configurations not shown here.

LEDs	Drive Current (mA)	System Watts	Dist. Type	40K 4000 K, 70 CRI				50K 5000 K, 70 CRI				AMBT (Ambient Temperature) Correction			
				Lumens	B	U	G	Lumens	B	U	G	25°C	0	25	40
10C (10 LEDs)	350mA	15W	T1M	1,495	0	0	1	1,538	0	0	1	1.04	1.04	1.00	0.96
			T2M	1,548	0	0	1	1,592	0	0	1	1.04	1.04	1.00	0.96
			T2S	1,548	0	0	1	1,592	0	0	1	1.04	1.04	1.00	0.96
			T3M	1,537	0	0	1	1,581	0	0	1	1.04	1.04	1.00	0.96
			T3S	1,458	0	0	1	1,500	0	0	1	1.04	1.04	1.00	0.96
			T4M	1,535	0	0	1	1,579	0	0	1	1.04	1.04	1.00	0.96
	530mA	22W	T1M	2,247	0	0	1	2,312	0	0	1	1.04	1.04	1.00	0.96
			T2M	2,327	0	0	1	2,394	0	0	1	1.04	1.04	1.00	0.96
			T2S	2,327	0	0	1	2,394	0	0	1	1.04	1.04	1.00	0.96
			T3M	2,310	0	0	1	2,377	0	0	1	1.04	1.04	1.00	0.96
			T3S	2,192	0	0	1	2,256	0	0	1	1.04	1.04	1.00	0.96
			T4M	2,308	0	0	1	2,375	0	0	1	1.04	1.04	1.00	0.96
	700mA	29W	T1M	2,970	0	0	1	3,056	0	0	1	1.04	1.04	1.00	0.96
			T2M	3,075	0	0	1	3,165	0	0	1	1.04	1.04	1.00	0.96
			T2S	3,075	0	0	1	3,165	0	0	1	1.04	1.04	1.00	0.96
			T3M	3,053	0	0	1	3,142	0	0	1	1.04	1.04	1.00	0.96
			T3S	2,897	0	0	1	2,981	0	0	1	1.04	1.04	1.00	0.96
			T4M	3,050	0	0	1	3,139	0	0	1	1.04	1.04	1.00	0.96
	1000mA	41W	T1M	4,177	0	0	1	4,299	0	0	1	1.04	1.04	1.00	0.96
			T2M	4,326	0	0	1	4,452	0	0	1	1.04	1.04	1.00	0.96
			T2S	4,326	0	0	1	4,452	0	0	1	1.04	1.04	1.00	0.96
			T3M	4,295	0	0	1	4,420	0	0	1	1.04	1.04	1.00	0.96
			T3S	4,076	0	0	1	4,195	0	0	1	1.04	1.04	1.00	0.96
			T4M	4,291	0	0	1	4,416	0	0	1	1.04	1.04	1.00	0.96
	1200mA	52W	T1M	5,144	0	0	1	5,294	0	0	1	1.04	1.04	1.00	0.96
			T2M	5,327	0	0	1	5,481	0	0	1	1.04	1.04	1.00	0.96
			T2S	5,327	0	0	1	5,481	0	0	1	1.04	1.04	1.00	0.96
			T3M	5,289	0	0	1	5,443	0	0	1	1.04	1.04	1.00	0.96
			T3S	5,021	0	0	1	5,167	0	0	1	1.04	1.04	1.00	0.96
			T4M	5,284	0	0	1	5,438	0	0	1	1.04	1.04	1.00	0.96
20C (20 LEDs)	350mA	30W	T1M	2,990	0	0	2	3,076	0	0	2	1.04	1.04	1.00	0.96
			T2M	3,096	0	0	2	3,185	0	0	2	1.04	1.04	1.00	0.96
			T2S	3,096	0	0	2	3,185	0	0	2	1.04	1.04	1.00	0.96
			T3M	3,074	0	0	2	3,163	0	0	2	1.04	1.04	1.00	0.96
			T3S	2,916	0	0	2	3,001	0	0	2	1.04	1.04	1.00	0.96
			T4M	3,070	0	0	2	3,159	0	0	2	1.04	1.04	1.00	0.96
	530mA	45W	T1M	4,494	0	0	2	4,623	0	0	2	1.04	1.04	1.00	0.96
			T2M	4,654	0	0	2	4,788	0	0	2	1.04	1.04	1.00	0.96
			T2S	4,654	0	0	2	4,788	0	0	2	1.04	1.04	1.00	0.96
			T3M	4,621	0	0	2	4,754	0	0	2	1.04	1.04	1.00	0.96
			T3S	4,384	0	0	2	4,511	0	0	2	1.04	1.04	1.00	0.96
			T4M	4,616	0	0	2	4,749	0	0	2	1.04	1.04	1.00	0.96
	700mA	60W	T1M	5,979	0	0	2	6,151	0	0	2	1.04	1.04	1.00	0.96
			T2M	6,192	0	0	2	6,370	0	0	2	1.04	1.04	1.00	0.96
			T2S	6,192	0	0	2	6,370	0	0	2	1.04	1.04	1.00	0.96
			T3M	6,148	0	0	2	6,325	0	0	2	1.04	1.04	1.00	0.96
			T3S	5,833	0	0	2	6,000	0	0	2	1.04	1.04	1.00	0.96
			T4M	6,142	0	0	2	6,318	0	0	2	1.04	1.04	1.00	0.96
	1000mA	80W	T1M	8,295	0	0	2	8,534	0	0	2	1.04	1.04	1.00	0.96
			T2M	8,591	0	0	2	8,838	0	0	2	1.04	1.04	1.00	0.96
			T2S	8,591	0	0	2	8,838	0	0	2	1.04	1.04	1.00	0.96
			T3M	8,530	0	0	2	8,775	0	0	2	1.04	1.04	1.00	0.96
			T3S	8,093	0	0	2	8,326	0	0	2	1.04	1.04	1.00	0.96
			T4M	8,520	0	0	2	8,765	0	0	2	1.04	1.04	1.00	0.96
	1200mA	100W	T1M	10,284	0	0	2	10,580	0	0	2	1.04	1.04	1.00	0.96
			T2M	10,654	0	0	2	10,961	0	0	2	1.04	1.04	1.00	0.96
			T2S	10,654	0	0	2	10,961	0	0	2	1.04	1.04	1.00	0.96
			T3M	10,578	0	0	2	10,882	0	0	2	1.04	1.04	1.00	0.96
			T3S	10,036	0	0	2	10,324	0	0	2	1.04	1.04	1.00	0.96
			T4M	10,568	0	0	2	10,872	0	0	2	1.04	1.04	1.00	0.96
Optional	530mA	45W	T2M	4,654	0	0	2	4,788	0	0	2	1.04	1.04	1.00	0.96
			T3M	4,621	0	0	2	4,754	0	0	2	1.04	1.04	1.00	0.96
			T4M	4,616	0	0	2	4,749	0	0	2	1.04	1.04	1.00	0.96

LITHONIA LIGHTING — COMMERCIAL OUTDOOR

One Lithonia Way • Conyers, Georgia 30012 • Phone: 1-800-705-SERV (7378) • www.lithonia.com

© 2013-2022 Acuity Brands Lighting, Inc. All rights reserved.

DSXW1 LED Rev. 11/21/22

Submitted On: Jan 13, 2023 2/3 Index Page

Submitted by Enterprise Lighting, LTD

Enterprise Lighting — Manufacturers Agent

Job Name: 1617 Sherman Ave - Site

Catalog Number: DSXW1 LED 20C 1000 **K T2S MVOLT STD FINISH

Notes:

Type: OW2

ELLED-119818

Performance Data

Lumen Ambient Temperature (LAT) Multipliers

Use these factors to determine relative lumen output for average ambient temperatures from 0°C to 50°C (32°F to 122°F).

Ambient	Lumen Multiplier
0°C	1.04
10°C	1.03
20°C	1.01
25°C	1.00
30°C	0.99
40°C	0.98
50°C	0.96

Projected LED Lumen Maintenance

Data references the extrapolated performance projections for the **DSXW1 LED 20C 1000** platform in a **25°C ambient**, based on 10,000 hours of LED testing (tested per IESNA LM-80-08 and projected per IESNA TM-21-11).

To calculate L87, use the lumen maintenance factor that corresponds to the desired number of operating hours below. For other lumen maintenance values, contact factory.

Operating Hours	0	25,000	50,000	100,000
Lumen Maintenance Factor	1.0	0.93	0.91	0.88

Electrical Load

Drive Current (mA)	System Watts	Current (A) 120V	208V	240V	277V	347V	480V
350	15 W	0.13	0.07	0.06	0.06	-	-
530	23 W	0.19	0.11	0.09	0.08	-	-
700	29 W	0.24	0.14	0.12	0.10	-	-
1000	40 W	0.37	0.21	0.19	0.16	-	-
350	29 W	0.22	0.13	0.12	0.10	-	-
530	45 W	0.38	0.22	0.19	0.16	-	-
700	57 W	0.48	0.28	0.25	0.20	0.15	-
1000	79 W	0.69	0.40	0.35	0.28	0.21	0.17

Projected LED Lumen Maintenance

Data references the extrapolated performance projections for the **DSXW1 LED 20C 1000** platform in a **25°C ambient**, based on 10,000 hours of LED testing (tested per IESNA LM-80-08 and projected per IESNA TM-21-11).

To calculate L87, use the lumen maintenance factor that corresponds to the desired number of operating hours below. For other lumen maintenance values, contact factory.

Operating Hours	0	25,000	50,000	100,000
Lumen Maintenance Factor	1.0	0.93	0.91	0.88

Motion Sensor Default Settings

Model	Sensor View	High Level (Dwell)	Ramp-up	Time Delay	Ramp-down
PIR or PIRH	70' (21m) Diagonal	100 (100%) Output	Enabled at 4FC	5 min	5 min
*PIR1FC3V or PIRHTFC3V	30' (21m) Diagonal	100 (100%) Output	Disabled at 1FC	5 min	5 min

*For use when motion sensor is used as a dusk to dawn control

Photometric Diagrams

To see complete photometric reports or download .ies files for this product, visit Lithonia Lighting's D-Series Wall Size 1 homepage.

Isofootcandle plots for the DSXW1 LED 20C 1000 40K. Distances are in units of mounting height (15').

LEGEND: 0.5 fc, 0.3 fc, 0.1 fc, 0.0 fc

Distribution overlay comparison to 250W metal halide.

LEGEND: DSXW1 LED 20C 1000 40K T3M MVOLT, 250W, 75' Mounting Ht.

Options and Accessories

T3M (left) | HS - House-side shields | BSW - Bird-deterrent spikes | VG - Vandal guard | DDL - Diffused drop lens

FEATURES & SPECIFICATIONS

INTENDED USE
The energy savings, long life and easy no-install design of the D-Series Wall Size 1 make it the smart choice for building-mounted security and pathway illumination for nearly any facility.

CONSTRUCTION
Two-piece die-cast aluminum housing has integral heat sink fins to optimize thermal management. Housing is completely sealed against moisture and environmental contaminants (IP65). Low profile (2.5") LED driver is mounted to the door to thermally isolate it from the light engines for low operating temperatures and long life. Housing is completely sealed against moisture and environmental contaminants (IP65).

FINISH
Exterior parts are protected by a zero-volatile organic compound (VOC), thermoset powder coat finish that provides superior resistance to corrosion and weathering. A slightly controlled multi-stage bronze phosphate pre-treatment is followed by a tough, durable TGIC polyester powder coat. Custom colors available; consult factory for more information. Available in textured and non-textured finishes.

OPTICS
Precision-molded proprietary acrylic lenses provide multiple photometric distributions tailored specifically to building-mounted applications. Light engines are available in 3000 K (70 min. CRI), 4000 K (70 min. CRI) or 5000 K (70 min. CRI) configurations.

ELECTRICAL
Light engine(s) consist of 10 high-efficacy LEDs mounted to a metal-core circuit board for maximum thermal performance. Class 1 electronic driver has a power factor >90%, THD <20%, and an expected life of >100,000 hours at 25°C (77°F). Easily replaced 10kV surge protection device is standard.

INSTALLATION
Included universal mounting bracket attaches securely to any 4" round or square outlet box for quick and easy installation. Luminaire has a slotted gasket entryway and attaches to the mounting bracket via corrosion-resistant screws.

LISTINGS
CSA certified to U.S. and Canadian standards. Rated for -40°C minimum ambient.

DesignLights Consortium® (DLC) Premium qualified. Some of the versions contained may be DLC Qualified. Please check the DLC Qualified Products List at www.designlights.org/QPL for current versions and wattages that are qualified.

BUY AMERICA(N)
This product can be configured in the USA and meets the Buy America(n) government procurement requirements under FAR, DFARS and DOT regulations.

Please consult factory or visit www.lithonia.com/buyamerican for additional information.

WARRANTY
Five-year limited warranty. This is the only warranty provided and no other statements in this specification sheet create warranties of any kind. All rights reserved. All other express and implied warranties are disclaimed. Complete warranty terms located at www.lithonia.com/support/commercial-terms-and-conditions.

Note: Actual performance may differ as a result of end-user environment and application. All values are design or typical values, measured under laboratory conditions at 25 °C. Specifications subject to change without notice.

LITHONIA LIGHTING — COMMERCIAL OUTDOOR

One Lithonia Way • Conyers, Georgia 30012 • Phone: 1-800-705-SERV (7378) • www.lithonia.com

© 2013-2022 Acuity Brands Lighting, Inc. All rights reserved.

DSXW1 LED Rev. 11/21/22

Submitted On: Jan 13, 2023 3/3 Index Page

Potter Lawson

Success by Design

PRELIMINARY
NOT FOR CONSTRUCTION

1617 SHERMAN AVE

VERMILION

1617 SHERMAN AVE
MADISON, WI 53704

2022.21.00

DATE	ISSUANCE/REVISIONS
05/31/2023	URBAN DESIGN COMMISSION FINAL

LIGHTING CUT SHEETS

E006

3/24/2023 4:10:31 PM

©2022 Potter Lawson, Inc.