DocuSign Envelope ID: 7501B63E-75EC-42F3-A618-75F0B24515C3

URBAN DESIGN COMMISSION APPLICATION

UDC

City of Madison
Planning Division
Madison Municipal Building, Suite 017
215 Martin Luther King, Jr. Blvd.
P.O. Box 2985
Madison, WI 53701-2985
(608) 266-4635

FOR OFFICE USE ONLY:

Date Received _____ ☐ Initial Submittal

Paid _____ ☐ Revised Submittal

Complete all sections of this application, including the desired meeting date and the action requested. If your project requires both UDC and Land Use application submittals, a completed Land Use Application and accompanying submittal materials are also required to be submitted.

If you need an interpreter, translator, materials in alternate formats or other accommodations to access these forms, please call the Planning Division at (608) 266-4635.

Si necesita interprete, traductor, materiales en diferentes formatos, u otro tipo de ayuda para acceder a estos formularios, por favor llame al (608) 266-4635.

Yog tias koj xav tau ib tug neeg txhais lus, tus neeg txhais ntawv, los sis xav tau cov ntaub ntawv ua lwm hom ntawv los sis lwm cov kev pab kom paub txog cov lus qhia no, thov hu rau Koog Npaj (Planning Division) (608) 266-4635.

1. Project Information

Address (list all addresses on the project site): 1601 & 1617 Sherman Ave

Title: 1617 Sherman Ave Apartments

2. Application Type (check all that apply) and Requested Date

UDC meeting date requested 04/26/2023

☐ New development ☐ Alteration to an existing or previously-approved development

☐ Informational ☐ Initial Approval ☐ Final Approval

3. Project Type

☐ Project in an Urban Design District

☐ Project in the Downtown Core District (DC), Urban Mixed-Use District (UMX), or Mixed-Use Center District (MXC)

☐ Project in the Suburban Employment Center District (SEC), Campus Institutional District (CI), or Employment Campus District (EC)

☐ Planned Development (PD)

- ☐ General Development Plan (GDP)
- ☐ Specific Implementation Plan (SIP)

☐ Planned Multi-Use Site or Residential Building Complex

Signage

☐ Comprehensive Design Review (CDR)

☐ Modifications of Height, Area, and Setback

☐ Sign Exceptions as noted in Sec. 31.043(3), MGO

Other

☐ Please specify

_____

4. Applicant, Agent, and Property Owner Information

Applicant name Darrin Jolas Company Vermilion Acquisitions, LLC

Street address 121 Wacker Dr, Ste 400 City/State/Zip Chicago, IL 60601

Telephone 312-239-3536 Email darrin.jolas@vermiliondeveloment.com

Project contact person Same as above Company _____

Street address _____ City/State/Zip _____

Telephone _____ Email _____

Property owner (if not applicant) Tenney Place Development, LLC

Street address 639 S. Main St ste 103 City/State/Zip DeForest, WI 53532

Telephone _____ Email _____

DocuSign Envelope ID: 7501B63E-75EC-42F3-A618-75F0B24515C3

URBAN DESIGN COMMISSION APPROVAL PROCESS

UDC

Introduction

The City of Madison's Urban Design Commission (UDC) has been created to:

- Encourage and promote high quality in the design of new buildings, developments, remodeling, and additions so as to maintain and improve the established standards of property values within the City.
- Foster civic pride in the beauty and nobler assets of the City, and in all other ways possible assure a functionally efficient and visually attractive City in the future.

Types of Approvals

There are three types of requests considered by the UDC:

- Informational Presentation. A request for an Informational Presentation to the UDC may be requested prior to seeking any approvals to obtain early feedback and direction before undertaking detailed design efforts. Applicants should provide details on the context of the site, design concept, site and building plans, and other relevant information to help the UDC understand the proposal and provide feedback. (Does not apply to CDR's or Signage Modification requests)
- Initial Approval. Applicants may, at their discretion, request Initial Approval of a proposal by presenting preliminary design information. As part of their review, the Commission will provide feedback on the design information that should be addressed at Final Approval stage.
- Final Approval. Applicants may request Final Approval of a proposal by presenting all final project details. Recommendations or concerns expressed by the UDC in the Initial Approval must be addressed at this time.

Presentations to the Commission

The Urban Design Commission meets virtually via Zoom, typically on the second and fourth Wednesdays of each month at 4:30 p.m. Applicant presentations are strongly encouraged, although not required. Prior to the meeting, each individual speaker is required to complete an online registration form to speak at the meeting. A link to complete the online registration will be provided by staff prior to the meeting. Please note that individual presentations will be limited to a **maximum of three (3) minutes**. The pooling of time may be utilized to provide one speaker more time to present, however the additional time will be based on the number of registrants from the applicant team, i.e. two (2) applicant registrants = six (6) minutes for one (1) speaker.

Primarily, the UDC is interested in the appearance and design quality of projects. Emphasis should be given to the site plan, landscape plan, lighting plan, building elevations, exterior building materials, color scheme, and graphics. Please note that presentation slides, in a PDF file format, are required to be submitted **the Friday before** the UDC meeting.

DocuSign Envelope ID: 7501B63E-75EC-42F3-A618-75F0B24515C3

URBAN DESIGN DEVELOPMENT PLANS CHECKLIST

UDC

The items listed below are minimum application requirements for the type of approval indicated. Please note that the UDC and/or staff may require additional information in order to have a complete understanding of the project.

1. Informational Presentation

- ☒ Locator Map
- ☐ Letter of Intent (If the project is within an Urban Design District, a summary of how the development proposal addresses the district criteria is required)
- ☐ Contextual site information, including photographs and layout of adjacent buildings/structures
- ☐ Site Plan
- ☐ Two-dimensional (2D) images of proposed buildings or structures.

Providing additional information beyond these minimums may generate a greater level of feedback from the Commission.

Requirements for All Plan Sheets

1. Title block
2. Sheet number
3. North arrow
4. Scale, both written and graphic
5. Date
6. Fully dimensioned plans, scaled at 1"= 40' or larger

*** All plans must be legible, including the full-sized landscape and lighting plans (if required)*

2. Initial Approval

- ☐ Locator Map
- ☐ Letter of Intent (If the project is within a Urban Design District, a summary of how the development proposal addresses the district criteria is required)
- ☐ Contextual site information, including photographs and layout of adjacent buildings/structures
- ☐ Site Plan showing location of existing and proposed buildings, walks, drives, bike lanes, bike parking, and existing trees over 18" diameter
- ☐ Landscape Plan and Plant List (*must be legible*)
- ☒ Building Elevations in **both** black & white and color for all building sides, including material and color callouts
- ☐ PD text and Letter of Intent (if applicable)

[redacted]

3. Final Approval

All the requirements of the Initial Approval (see above), **plus**:

- ☒ Grading Plan
- ☒ Lighting Plan, including fixture cut sheets and photometrics plan (must be legible)
- ☒ Utility/HVAC equipment location and screening details (with a rooftop plan if roof-mounted)
- ☒ Site Plan showing site amenities, fencing, trash, bike parking, etc. (if applicable)
- ☒ PD text and Letter of Intent (if applicable)
- ☒ Samples of the exterior building materials
- ☐ Proposed sign areas and types (if applicable)

4. Signage Approval *(Comprehensive Design Review (CDR), Sign Modifications, and Sign Exceptions (per Sec. 31.043(3))*

- ☐ Locator Map
- ☐ Letter of Intent (a summary of how the proposed signage is consistent with the CDR or Signage Modifications criteria is required)
- ☐ Contextual site information, including photographs of existing signage both on site and within proximity to the project site
- ☐ Site Plan showing the location of existing signage and proposed signage, dimensioned signage setbacks, sidewalks, driveways, and right-of-ways
- ☐ Proposed signage graphics (fully dimensioned, scaled drawings, including materials and colors, and night view)
- ☐ Perspective renderings (emphasis on pedestrian/automobile scale viewsheds)
- ☐ Illustration of the proposed signage that meets Ch. 31, MGO compared to what is being requested
- ☐ Graphic of the proposed signage as it relates to what the Ch. 31, MGO would permit

DocuSign Envelope ID: 7501B63E-75EC-42F3-A618-75F0B24515C3

5. Required Submittal Materials

☐ **Application Form**

- A completed application form is required for each UDC appearance. For projects also requiring Plan Commission approval, applicants must also have submitted an accepted application for Plan Commission consideration prior to obtaining any formal action (Initial or Final Approval) from the UDC.

☐ **Letter of Intent**

- If the project is within an Urban Design District, a summary of how the development proposal addresses the district criteria is required.
- For signage applications, a summary of how the proposed signage is consistent with the applicable Comprehensive Design Review (CDR) or Signage Modification review criteria is required.

☐ **Development Plans** (Refer to checklist on Page 4 for plan details)

☐ **Filing Fee** (Refer to Section 7 (below) for a list of application fees by request type)

☐ **Electronic Submittal**

- Complete electronic submittals must be received prior to the application deadline before an application will be scheduled for a UDC meeting. Late materials will not be accepted. All plans must be legible and scalable when reduced. Individual PDF files of each item submitted should be submitted via email to UDCapplications@cityofmadison.com. The email must include the project address, project name, and applicant name.
- Email Size Limits. Note that an individual email cannot exceed 20MB and it is the responsibility of the applicant to present files in a manner that can be accepted. Applicants who are unable to provide the materials electronically should contact the Planning Division at (608) 266-4635 for assistance.

☐ **Notification to the District Alder**

- Please provide an email to the District Alder notifying them that you are filing this UDC application. Please send this as early in the process as possible and provide a copy of that email with the submitted application.

6. Applicant Declarations

1. Prior to submitting this application, the applicant is required to discuss the proposed project with Urban Design Commission staff. This application was discussed with UDC meeting on 03/01/2023.
2. The applicant attests that all required materials are included in this submittal and understands that if any required information is not provided by the application deadline, the application will not be placed on an Urban Design Commission agenda for consideration.

Name of applicant Darrin Jolas Relationship to property Developer

Authorizing signature of property owner DocuSigned by: Mikel J. Schaefer C1002D9B8C0C4A5... Date 3/23/2023

7. Application Filing Fees

Fee payments are due by the submittal date. Payments received after the submittal deadline may result in the submittal being scheduled for the next application review cycle. Fees may be paid in-person, via US Mail, or City drop box. If mailed, please mail to: *City of Madison Building Inspection, P.O. Box 2984, Madison, WI 53701-2984*. The City's drop box is located outside the Municipal Building at 215 Martin Luther King, Jr. Blvd. on the E Doty Street side of the building. Please make checks payable to *City Treasurer*, and include a completed application form or cover letter indicating the project location and applicant information with all checks mailed or submitted via the City's drop box.

Please consult the schedule below for the appropriate fee for your request:

☐ Urban Design Districts: $350 *(per §33.24(6) MGO)*.

☐ Minor Alteration in the Downtown Core District (DC) or Urban Mixed-Use District (UMX) : $150 *(per §33.24(6)(b) MGO)*

☐ Comprehensive Design Review: $500 *(per §31.041(3)(d)(1)(a) MGO)*

☐ Minor Alteration to a Comprehensive Sign Plan: $100 *(per §31.041(3)(d)(1)(c) MGO)*

☐ All other sign requests to the Urban Design Commission, including, but not limited to: appeals from the decisions of the Zoning Administrator, requests for Sign Modifications (of height, area, and setback), and additional sign code approvals: $300 *(per §31.041(3)(d)(2) MGO)*

A filing fee is not required for the following project applications if part of the combined application process involving both Urban Design Commission and Plan Commission:

— Project in the Downtown Core District (DC), Urban Mixed-Use District (UMX), or Mixed-Use Center District (MXC)

— Project in the Suburban Employment Center District (SEC), Campus Institutional District (CI), or Employment Campus District (EC)

— Planned Development (PD): General Development Plan (GDP) and/or Specific Implementation Plan (SIP)

X Planned Multi-Use Site or Residential Building Complex

March 27, 2023

To: City of Madison Urban Design Commission
Madison Municipal Building
215 Martin Luther King Jr. Blvd
Madison, Wisconsin 53703
Via email only: udcapplications@cityofmadison.com

From: Darrin Jolas, Vermilion Acquisitions, LLC
Doug Hursh, Potter Lawson, Inc.

Re: Letter of Intent for a Proposed Residential Development
for 1601 & 1617 West Sherman Ave

The following is submitted together with the plans and application for the Final Approval of the Urban Design Commission.

Project Team
Developer: Vermilion Development LLC
Owner: Tenney Place Development LLC
Architect: Potter Lawson, Inc.
Civil Engineer: Wyse Engineering
Landscape Architect: Figure Ground Landscaping
Arborist: Bruce Allison, Allison Tree LLC
Traffic Engineer: TADI, Inc.
Planning Consultant: Urban Assets
Architectural Preservation Consultant: Isthmus Architecture, Inc.

Overall Project Data
Current Zoning District: Suburban Employment
Rezoning from SE to Transitional Residential – Urban 2 (TR-U2) to allow for multifamily
Demolition Permit Required
Aldermanic District 12: Alder Barbara Vedder
Total Building Area: 437,093 square feet
Total Units: 331
Total Parking: 400
Parking Ratio: 1.21
Enclosed Parking: 364
Surface Parking: 36
Height: 1 - 5-stories (57'6" as measured from the first-floor level)

Total Bike Stalls: 365
Bike Stalls covered: 331
Bike Stalls Surface: 34

Total Area: 372,526 sq.ft.
Usable Open Space: 73,000 sq.ft.
Impervious Area: 196,989 sq.ft.

Overall Project Overview and Design Narrative

Located at 1601 and 1617 Sherman Avenue, the project site is the current location of an office building and surface parking lot that is leased by My Choice Wisconsin. The "Emerson East-Eken Park-Yahara Neighborhood Plan" was used as the guiding document for the proposed demolition of the existing structure, residential use, project density, and inclusion of neighborhood connectivity that have been embraced and included throughout this project.

The site is surrounded by existing multifamily developments (Yahara Landing and River's Edge Apartments) to the southeast, the Sherman Terrace Condominiums to the north, the community of Maple Bluff to the northwest, Filene Park and Lake Mendota to the west, and the Yahara River and Tenney Park to the south. The plan will add to these surrounding community assets by creating additional density in the form of 331 apartments and townhomes, automobile and bike parking spaces, and supportive community amenities for these new residents. The project will benefit from the soon to be implemented Metro Network Redesign with improved route frequency on Johnson Street and access to the BRT on East Washington Avenue.

The design intends to create a variety of multifamily residences ranging from studio to 3-bedrooms in size, located in five different buildings with two distinct building types.

The project will dedicate 1.53 acres of land to the City of Madison in the form of a to-be-constructed road and two (2) supporting detention basins. This road, hardscaping, landscaping and detention basins, will be constructed by the developer at the developer's expense, to the design standards of the Engineering Division, then dedicated to the City of Madison. This road is intended to provide a meaningful portion of the connectivity desired by the neighborhood and staff as identified in the aforementioned neighborhood plan.

On March 1st, the Urban Design Commission made an Advisory Recommendation to the Plan Commission to grant "Initial Approval, with conditions, of a Residential Building Complex".

On March 13th, the Plan Commission voted unanimously in favor of all four staff recommendations: (1) standards for demolition permits were met, (2) the standards for conditional uses were met, (3) the Zoning Map Amendment was approved, and (4) the Certified Survey Map was approved.

On March 21st, the Madison Common Council voted unanimously in favor the project by approving the zoning change from SE (Suburban Employment) District to TR-U2 (Traditional Residential -Urban 2) District.

We are returning to the Urban Design Commission to request Final Approval of the prior referenced "Initial Approval, with conditions". Our plans address each of the following:

- Further development of the townhomes which revisits material choices on the smaller structures, especially Building B2.
- Buildings A and C have been further developed to address the new city street.
- Pedestrian connectivity has been enhanced throughout the site, including dog park access.
- Additional roof terrace details have been included.
- Additional rendered images have been included.
- Additional landscape plans have been included.
- We have shared the arborist report, the tree save plan, and additional detail of the Landscape buffer developed in tandem with the Madison Parks Department.

Building A - Project Data
Current Zoning District: Suburban Employment
Rezoning from SE to Transitional Residential – Urban 2 (TR-U2) to allow for multifamily
Demolition Permit Required
Aldermanic District 12: Prior Alder was Syed Abbas who left midway through project development
Alder Brian Benford (District 6) has provided support and guidance in Aldermanic absence
Total Building Area: 234,126 square feet
Total Units: 184
Total Parking: 208
Parking Ratio: 1.13
Enclosed Parking: 189
Surface Parking: 19
Height: 1 - 5-stories (57'6" as measured from the first-floor level)
Total Bike Stalls: 203
Bike Stalls covered: 184
Bike Stalls Surface: 19
Total Area: 100,196 sq.ft.
Usable Open Space: 34,000 sq.ft.
Impervious Area: 65,123 sq.ft.

Building A is situated along Sherman Avenue on the western side of the site. It will hold the street edge and capitalize on views of Lake Mendota, Tenney Park and southern sightlines to the Capital. This structure has responded to the neighborhood feedback and pulled the massing away from Sherman Avenue. The majority of building frontage along the Sherman Avenue will be single-story residences with individual patios and entrances to the street providing an enhanced residential character and activated streetscape. The building steps up to four and then steps back to a fifth story, which has been pushed to the rear of the building and further away from the street. The building will be wood frame construction on a concrete parking podium comprising two levels (grade level and basement). The building totals approximately 234,126 square feet located on a 2.3-acre lot.

Building A will contain:

- 184 apartments
- 189 covered parking spaces (five spaces electric-installed and 21 electric-ready)
- 19 surface parking spaces
- 203 total bike spaces

Amenities in Building A will include:

- indoor-outdoor space dedicated to fitness
- resident co-working space
- rooftop indoor-outdoor lounge space with views of Lake Mendota and Tenney Park
- entry lobby and greeting area for residents
- management office space

Residents of Buildings A will also have access to a distinct outdoor amenity in the form of the building's green roof. In addition to stormwater retention characteristics, this exterior space will provide:

- landscaped spaces
- public and private seating
- sun/shade alternatives
- recreational lawn
- outdoor grilling stations
- supportive seating for alfresco dining

Building A – Sustainability

Vermilion believes we have a duty to protect and preserve the unique and natural beauty of Lake Mendota, the Yahara River, Tenney Park and the surrounding area. We are committed to developing housing that thoughtfully considers the building's impact on the environment.

We will be achieving Wisconsin Green Built certification and including the following sustainable features into the development:

- Solar ready – Increased structural capacity at the roof to carry solar panels and a raceway to allow the installation of wiring between the roof-located solar panels and the electrical panels on the first floor.
- Inflation Reduction Act – Research the act to determine if it can be used to provide financial support for the inclusion of solar panels on the roof
- Exterior enclosure – Superior wall and roof insulation of greater thicknesses to achieve R-21 and R-50 respectively.
- Mechanical systems – High-efficiency furnaces (95%) and air-conditioning compressors (14 SEER) to produce more heating and cooling with less energy.
- Mechanical system controls – Smart thermostats to allow energy use to be reduced when the space is not occupied.
- Lighting systems – 100% LED light fixture in the building and site which use less energy while providing similar light levels.
- Lighting system controls – Occupancy sensors in common areas (garage, stairwells and corridors) to turn off lighting when no one is using the space.
- Energy Star appliance – 100% Energy Start appliances which are certified by the U.S. EPA as meeting strict energy-efficiency specifications.
- Low-flow plumbing fixtures – 100% low-flow and efficient plumbing fixtures throughout the building accomplish the same task using less water. A low-flow shower head uses less than 2.5 gallons per minute, a low-flow sink uses less than 1.5 gallons per minute and a low-flow toilet uses less than 1.5 gallons per flush.

Building B - Project Data

Current Zoning District: Suburban Employment
Rezoning from SE to Transitional Residential – Urban 2 (TR-U2) to allow for multifamily
Demolition Permit Required
Aldermanic District 12: Prior Alder was Syed Abbas who left midway through project development
Alder Brian Benford (District 6) has provided support and guidance in Aldermanic absence
Total Building Area: 38,854 square feet
Total Units: 20
Total Parking: 35
Parking Ratio: 1.75
Enclosed Parking: 35
Surface Parking: 0
Height: 2-stories (24'9" as measured from the first-floor level)
Total Bike Stalls: 22
Bike Stalls covered: 20
Bike Stalls Surface: 2
Total Area: 88,662 sq.ft.
Usable Open Space: 26,500 sq.ft.
Impervious Area: 38,636 sq.ft.

Buildings B.1, B.2, and B.3 are located east of the newly created City of Madison Road and are meant to be an attractive, townhome-style housing option that is in response to neighborhood feedback and meant to alleviate the lack of "missing middle housing" in Madison. The three buildings combine for a total of 20 townhome-style residences with 35 indoor parking spaces. These two-story structures offer some of the larger units within the development.

Residents of Buildings B.1, B.2, and B.3 will enjoy surface-level outdoor amenities including:

- community gardens
- individual patios on either the front or rear of each unit
- walk-up entrances
- individually enclosed parking spaces
- close proximity to the pet run-and-relief field

The scale of these buildings is designed to blend seamlessly with the condominiums to the north and apartment buildings to the east.

Buildings B1, B2 and B3 – Sustainability

Vermilion believes we have a duty to protect and preserve the unique and natural beauty of Lake Mendota, the Yahara River, Tenney Park and the surrounding area. We are committed to developing housing that thoughtfully considers the building's impact on the environment.

We will be achieving Wisconsin Green Built certification and including the following sustainable features into the development:

- Solar ready – Increased structural capacity at the roof to carry solar panels and a raceway to allow the installation of wiring between the roof-located solar panels and the electrical panels on the first floor.
- Inflation Reduction Act – Research the act to determine if it can be used to provide financial support for the inclusion of solar panels on the roof
- Exterior enclosure – Superior wall and roof insulation of greater thicknesses to achieve R-21 and R-50 respectively.
- Mechanical systems – High-efficiency furnaces (95%) and air-conditioning compressors (14 SEER) to produce more heating and cooling with less energy.
- Mechanical system controls – Smart thermostats to allow energy use to be reduced when the space is not occupied.
- Lighting systems – 100% LED light fixture in the building and site which use less energy while providing similar light levels.
- Energy Star appliance – 100% Energy Start appliances which are certified by the U.S. EPA as meeting strict energy-efficiency specifications.
- Low-flow plumbing fixtures – 100% low-flow and efficient plumbing fixtures throughout the building accomplish the same task using less water. A low-flow shower head uses less than 2.5 gallons per minute, a low-flow sink uses less than 1.5 gallons per minute and a low-flow toilet uses less than 1.5 gallons per flush.

Building C - Project Data

Current Zoning District: Suburban Employment
Rezoning from SE to Transitional Residential – Urban 2 (TR-U2) to allow for multifamily
Demolition Permit Required
Aldermanic District 12: Prior Alder was Syed Abbas who left midway through project development
Alder Brian Benford (District 6) has provided support and guidance in Aldermanic absence
Total Building Area: 164,113 square feet
Total Units: 127
Total Parking: 157
Parking Ratio: 1.24
Enclosed Parking: 140
Surface Parking: 17
Height: 1 - 5-stories (57'6" as measured from the first-floor level)
Total Bike Stalls: 140
Bike Stalls covered: 127
Bike Stalls Surface: 13
Total Area: 117,605 sq.ft.
Usable Open Space: 12,500 sq.ft.
Impervious Area: 53,040 sq.ft.

Building C is oriented along the southern property line toward the east and will have tremendous views of Tenney Park and the Capitol building in the distance.
Building C will be a five-story structure including:

- 127 apartments
- 140 enclosed parking spaces (four spaces electric-installed and 16 electric-ready)
- 17 surface parking spaces
- 140 total bike spaces

Amenities in Building C will be similar to Building A including:

- indoor-outdoor space dedicated to fitness
- resident co-working space
- rooftop indoor-outdoor lounge space with views of the Capitol and Tenney Park
- entry lobby and greeting area for residents

Residents of Buildings C will also have access to a distinct outdoor amenity in the form of the building's green roof. In addition to stormwater retention characteristics, this exterior space will provide:

- landscaped spaces
- public and private seating
- sun/shade alternatives
- recreational lawn
- outdoor grilling stations
- supportive seating for alfresco dining

Building C – Sustainability

Vermilion believes we have a duty to protect and preserve the unique and natural beauty of Lake Mendota, the Yahara River, Tenney Park and the surrounding area. We are committed to developing housing that thoughtfully considers the building's impact on the environment.

We will be achieving Wisconsin Green Built certification and including the following sustainable features into the development:

- Solar ready – Increased structural capacity at the roof to carry solar panels and a raceway to allow the installation of wiring between the roof-located solar panels and the electrical panels on the first floor.
- Inflation Reduction Act – Research the act to determine if it can be used to provide financial support for the inclusion of solar panels on the roof
- Exterior enclosure – Superior wall and roof insulation of greater thicknesses to achieve R-21 and R-50 respectively.
- Mechanical systems – High-efficiency furnaces (95%) and air-conditioning compressors (14 SEER) to produce more heating and cooling with less energy.
- Mechanical system controls – Smart thermostats to allow energy use to be reduced when the space is not occupied.
- Lighting systems – 100% LED light fixture in the building and site which use less energy while providing similar light levels.
- Lighting system controls – Occupancy sensors in common areas (garage, stairwells and corridors) to turn off lighting when no one is using the space.
- Energy Star appliance – 100% Energy Start appliances which are certified by the U.S. EPA as meeting strict energy-efficiency specifications.
- Low-flow plumbing fixtures – 100% low-flow and efficient plumbing fixtures throughout the building accomplish the same task using less water. A low-flow shower head uses less than 2.5 gallons per minute, a low-flow sink uses less than 1.5 gallons per minute and a low-flow toilet uses less than 1.5 gallons per flush.

Site Amenities and Unique Features

The project has incorporated numerous site amenities for the benefit of the residents living within the project and also taken a sensitive approach to those that will visit Tenney Park, Filene Park and the Yahara River.

Onsite Amenities:

- Assortment of community gardens created in two distinct locations to express their creativity through planning and nurturing plants and crops
- Fully enclosed, run-and-relief field for animals to enjoy the outdoors and each other
- Substantial landscaping to help the project fit into the park-like setting
- Maintain green buffer along the northern property line as requested by neighbors, Sherman Terrace
- Maintain green buffer along the southern property line shared with the City of Madison to screen the views of the project from Tenney Park and the Yahara River

Stormwater Management

Our project will greatly increase the stormwater protection to this site and the surrounding property through detention of stormwater runoff to match existing conditions up to the 200-year storm event. Our project will include:

- Two (2) substantial green roofs that help mitigate storm water runoff
- Bioretention basins
- Stormwater features to intercept stormwater prior to offsite discharge

Management and Operating Agreement

The developer is currently in conversation with two local property management companies, both with substantial experience managing similar sized projects and larger. The staffing model for this project includes six full-time employees including building manager, leasing agents, and maintenance team. We plan to have a property management team in-place approximately six months prior to first resident move-ins.

DocuSign Envelope ID: AE201E3A-A4F9-49E2-9770-E901FCE60A24

Neighborhood Presentations

The project was presented at two aldermanic hosted neighborhood meetings:

- October 10, 2022
- December 8, 2022

The development team held the following additional meetings:

- Tenney-Lapham Transportation and Safety meeting – November 17, 2022
- Sherman Terrace Neighborhood meeting – November 30, 2022

Project Schedule

Completed To-date

- DAT meeting: June 24, 2022
- Preapplication meeting: September 28, 2022
- Neighborhood meeting #1: October 10, 2022
- Urban Design Information meeting: October 26, 2022
- Tenney-Lapham Transportation and Safety meeting: November 17, 2022
- Sherman Terrace Neighborhood meeting: November 30, 2022
- Neighborhood meeting #2: December 8, 2022
- Land Use Submittal: January 17, 2023
- Urban Design Commission: March 1, 2023
- Landmarks Commission March 6, 2023
- Plan Commission: March 13, 2023
- Common Council: March 21, 2023

Upcoming

- Construction commencement: September 2023
- Construction completion: February 2026

Thank you for your consideration, we look forward to your feedback following your review of this submittal. Please contact any member of the development team if you have any questions regarding this submittal.

Kind regards,

DocuSigned by:



0D259FB093DE4DC...

Darrin Jolas
Vermilion Acquisitions LLC
(773) 914-7740
darrin@vermiliondevelopment.com

1617 SHERMAN AVE

VERMILION
1617 SHERMAN AVE
MADISON, WI 53704

2022.21.00

URBAN DESIGN COMMISSION REVIEW

Drawing Index

C = Issued for Construction
B = Issued for Bidding
R = Issued for Reference Only

DWG #	DRAWING TITLE
GENERAL	
CD01	COVER DRAWING
CIVIL	
C200	GRADING PLAN
ARCHITECTURAL	
A001	SITE CONNECTIONS
LANDSCAPE ARCHITECTURE	
L100	LANDSCAPE PLAN
L101	PLANTING SCHEDULES AND LANDSCAPE WORKSHEET
L102	SECOND FLOOR PLANTING PLANS
L103	SECOND FLOOR PLANTING PLANS COLORED
BUILDING A	
A106A	ROOF PLAN
A201A	BUILDING ELEVATIONS COLOR
A202A	BUILDING ELEVATIONS COLOR
A203A	BUILDING ELEVATIONS B/W
A204A	BUILDING ELEVATIONS B/W
BUILDING B	
A101B.1	BUILDING B.1 FLOOR & ROOF PLANS
A101B.2	BUILDING B.2 FLOOR & ROOF PLANS
A101B.3	BUILDING B.3 FLOOR & ROOF PLANS
A201B.1	BUILDING B.1 ELEVATIONS COLOR
A201B.2	BUILDING B.2 ELEVATIONS COLOR
A201B.3	BUILDING B.3 ELEVATIONS COLOR
A202B.1	BUILDING B.1 ELEVATIONS B/W
A202B.2	BUILDING B.2 ELEVATIONS B/W
A202B.3	BUILDING B.3 ELEVATIONS B/W
BUILDING C	
A106C	ROOF PLAN
A201C	BUILDING ELEVATIONS COLOR
A202C	BUILDING ELEVATIONS COLOR
A203C	BUILDING ELEVATIONS COLOR
A204C	BUILDING ELEVATIONS COLOR B/W
A205C	BUILDING ELEVATIONS COLOR B/W
A206C	BUILDING ELEVATIONS COLOR B/W
ARCHITECTURE	
G002	BUILDING MATERIALS
G003	BUILDING A PERSPECTIVES
G004	BUILDING A STREET ACTIVATION
G005	GREEN ROOF PERSPECTIVES
G006	BUILDING A AND B.2 PERSPECTIVES
G007	BUILDING B.1 PERSPECTIVES
G008	BUILDING C PERSPECTIVES
G009	BUILDING C PERSPECTIVES
ELECTRICAL	
E001	PHOTOMETRIC PLAN
E002	LIGHTING CUT SHEETS
E003	LIGHTING CUT SHEETS
E004	LIGHTING CUT SHEETS
E005	LIGHTING CUT SHEETS
E006	LIGHTING CUT SHEETS





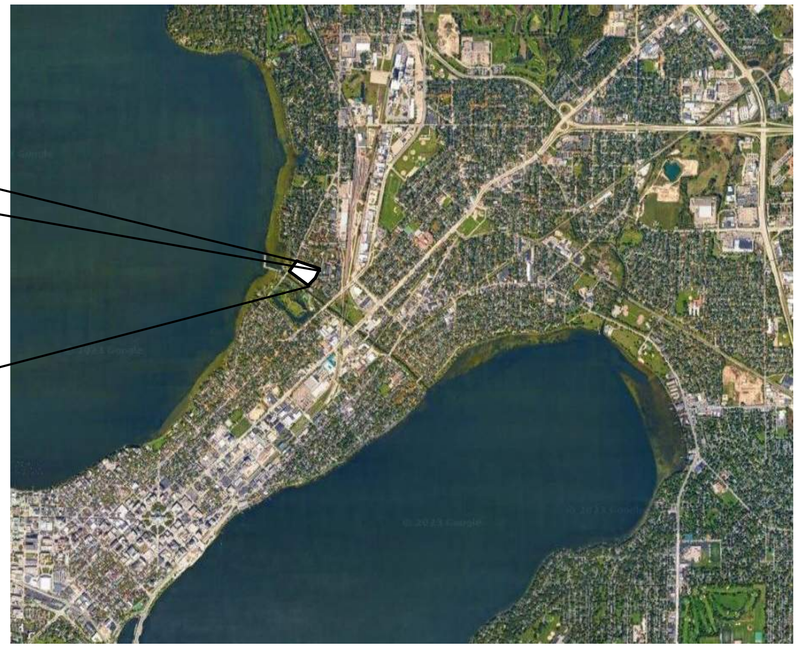

TRUE NORTH

1 / CD01 SITE LOCATION
NOT TO SCALE

Potter Lawson
Success by Design

Architect:
749 University Row Suite 300
Madison, WI 53705
608-274-2741

PRELIMINARY
NOT FOR CONSTRUCTION

1617 SHERMAN AVE

VERMILION

1617 SHERMAN AVE
MADISON, WI 53704

2022.21.00

DATE	ISSUANCE/REVISIONS
01/17/2023	LAND USE APPLICATION
01/30/2023	LAND USE APPLICATION - SUPPLEMENTAL INFO
02/13/2023	LANDMARKS COMMISSION REVIEW
04/26/2023	URBAN DESIGN COMMISSION

COVER DRAWING

CD01

3/27/2023 9:26:18 AM

©2022 Potter Lawson, Inc.

NOTE:
LAKE MENDOTA TYPICAL LAKE LEVEL
BETWEEN 849.6 AND 850.1 WITH
100-YEAR FLOOD LEVEL 852.8
LAKE MENDOTA TYPICAL LAKE LEVEL
BETWEEN 844.7 AND 845.2 WITH
100-YEAR FLOOD LEVEL 847.7

NOTE:
SPOT GRADES ARE AS FOLLOWS:
FFE - FINISHED FLOOR GRADE
EP - EDGE OF ASPHALT PAVEMENT
EC - EDGE OF CONCRETE PAVEMENT
BC - BACK OF CURB
SW - EDGE OF SIDEWALK
FG - FINISH GRADE
TW - FINISH GRADE ADJACENT TOP OF WALL
BW - FINISH GRADE ADJACENT BOTTOM OF WALL (NOT FOOTING)

LEGEND (PROPOSED)

- PROPERTY BOUNDARY
- EASEMENT
- BUILDING FOOTPRINT
- 18" CURB AND GUTTER
- ASPHALT PAVEMENT
- CONCRETE PAVEMENT
- 1180 PROPOSED MAJOR CONTOUR
- 1181 PROPOSED MINOR CONTOUR
- STM PROPOSED STORM SEWER
- SILT FENCE
- INLET PROTECTION
- DITCH CHECK
- 1181.25 EP SPOT GRADE
- DRAINAGE GRADE BREAK
- 1.0% DRAINAGE ARROW

NORTH
0' 15' 30' 45'
1"=30' ON 30"x42"
NTS ON 11"X17"

GENERAL NOTES

1. UNDERLYING SITE CONTOURS AND INFORMATION BASED ON TOPOGRAPHIC & UTILITY DATA AS PROVIDED TO WYSER ENGINEERING. WYSER ENGINEERING SHALL NOT BE HELD RESPONSIBLE FOR ANY ERRORS OR OMISSIONS THAT MAY ARISE AS A RESULT OF ERRONEOUS OR INCOMPLETE INFORMATION PROVIDED BY OTHERS. CONTRACTOR TO CONFIRM ALL ELEVATIONS, GENERAL DRAINAGE AND EARTHWORK REQUIREMENTS PRIOR TO CONSTRUCTION.
2. THE BENCHMARK LOCATIONS ARE SHOWN FOR REFERENCE ONLY IN THESE PLANS. THE BENCHMARKS SHALL BE VALIDATED BY LICENSED LAND SURVEYOR PRIOR TO CONSTRUCTION. CONTRACTOR ASSUMES RISK ASSOCIATED WITH BENCHMARK ELEVATIONS UNTIL CONFIRMED.
3. CONTRACTOR TO OBTAIN APPROPRIATE PERMITS FOR STREET OPENINGS & TO WORK WITHIN THE CITY'S LAND IF REQUIRED.
4. WYSER ENGINEERING SHALL BE HELD HARMLESS AND DOES NOT WARRANT ANY DEVIATIONS BY THE OWNER OR CONTRACTOR FROM THE APPROVED CONSTRUCTION PLANS THAT MAY RESULT IN DISCIPLINARY ACTIONS BY REGULATORY AGENCIES.
5. IF ANY ERRORS, DISCREPANCIES, OR OMISSIONS WITHIN THE PLAN BECOME APPARENT, IT SHALL BE BROUGHT TO THE ATTENTION OF THE ENGINEER PRIOR TO CONSTRUCTION SO THAT CLARIFICATION OR REDESIGN MAY OCCUR.
6. ALL MUNICIPAL UTILITY CONNECTIONS, WORK IN ROW, PUBLIC OUTLOTS AND PUBLIC EASEMENTS SHALL BE IN ACCORDANCE WITH CITY OF MADISON STANDARD SPECIFICATIONS FOR PUBLIC WORKS CONSTRUCTION. ALL WORK IN THESE AREAS ARE TO BE BASED ON CITY OF MADISON ISSUED PLANS NOT INCLUDED IN THIS PRIVATE DEVELOPMENT PLAN SET.

SHERMAN AVENUE
PROPOSED PUBLIC STREET
PROPOSED BUILDING A
FFE = 866.0
BFE = 856.0
PROPOSED BUILDING B.1
FFE = 864.0
PROPOSED BUILDING B.2
FFE = 863.0
PROPOSED BUILDING B.3
FFE = 862.0
PROPOSED BUILDING C
FFE = 863.0
BFE = 853.0
BIORETENTION BASIN 1
BIORETENTION BASIN 2 PUBLIC IMPROVEMENT
BIORETENTION BASIN 3 PUBLIC IMPROVEMENT
BIORETENTION BASIN 4
RETAINING WALL, UP TO THREE FOOT HEIGHT.
SAVE SUGAR MAPLES
PROVIDE TEMPORARY PUBLIC TURN-AROUND
OVERFLOW WIER. I.E. = 854.25 TOP OF POND = 855.0 PROVIDE PERMANENT CLASS III, TYPE B TURF REINFORCEMENT MATTING OVER THE WIER FROM THE BOTTOM OF THE POND TO THE BOTTOM OF POND.
OVERFLOW WIER. I.E. = 854.25 TOP OF POND = 855.0 PROVIDE PERMANENT CLASS III, TYPE B TURF REINFORCEMENT MATTING OVER THE WIER FROM THE BOTTOM OF THE POND TO THE PROPERTY LINE.
OVERFLOW WIER. I.E. = 852.25 TOP OF POND = 853.0 PROVIDE PERMANENT CLASS III, TYPE B TURF REINFORCEMENT MATTING OVER THE WIER FROM THE BOTTOM OF THE POND TO THE BOTTOM OF POND.
OVERFLOW WIER. I.E. = 854.25 TOP OF POND = 855.0 PROVIDE PERMANENT CLASS III, TYPE B TURF REINFORCEMENT MATTING OVER THE WIER FROM THE BOTTOM OF THE POND TO THE TOE OF SLOPE.

DIGGERS HOTLINE
Toll Free (800) 242-8511 -or- 811
Hearing Impaired TDD (800) 542-2289
www.DiggersHotline.com

© 2022 Potter Lawson Architects

Potter Lawson
Success by Design

WYSER ENGINEERING

PRELIMINARY
NOT FOR CONSTRUCTION

1617 SHERMAN AVE
VERMILION

1617 SHERMAN AVE
MADISON, WI 53704

2022.21.00

Date	Issuance/Revisions	Symbol
01/17/2023	LAND USE APPLICATION	
04/26/2023	URBAN DESIGN COMMISSION	

GRADING PLAN

C200

File: W:\2022\220956_PU – 1617 Sherman Ave, Madison\DWG\22-0956_Civil Design.dwg Layout: Grading Plan User: Don Plotted: Jan 16, 2023 – 3:33pm

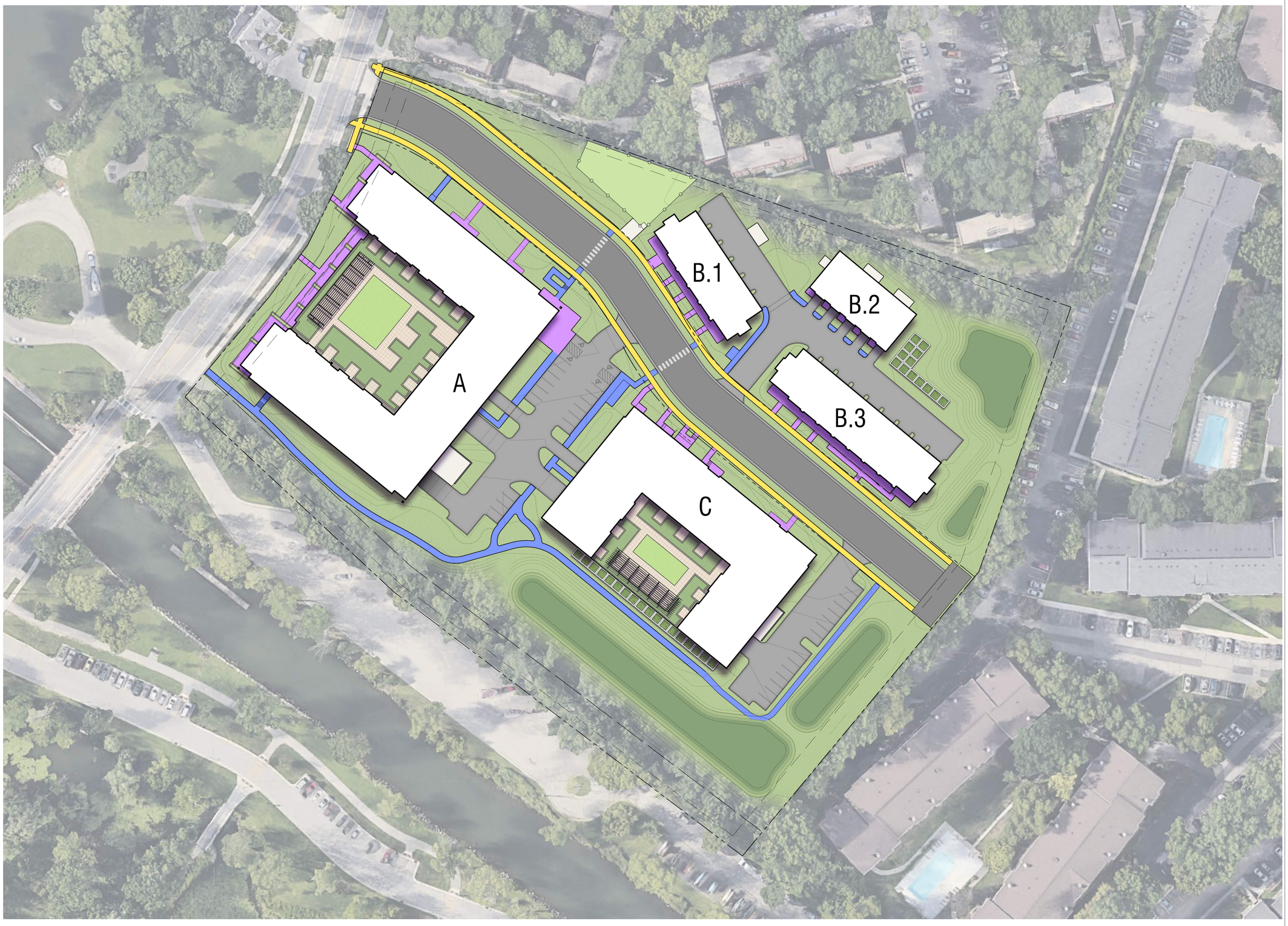

1 A001 SITE CONNECTIONS
NTS

LEGEND:

- WALK-UP UNITS
- CITY SIDEWALK
- INTERNAL SIDEWALK

PRELIMINARY
NOT FOR CONSTRUCTION

1617 SHERMAN AVE

VERMILION

1617 SHERMAN AVE
MADISON, WI 53704

2022.21.00

DATE	ISSUANCE/REVISIONS
04/26/2023	URBAN DESIGN COMMISSION

SITE CONNECTIONS

A001

3/27/2023 9:24:58 AM

©2022 Potter Lawson, Inc.

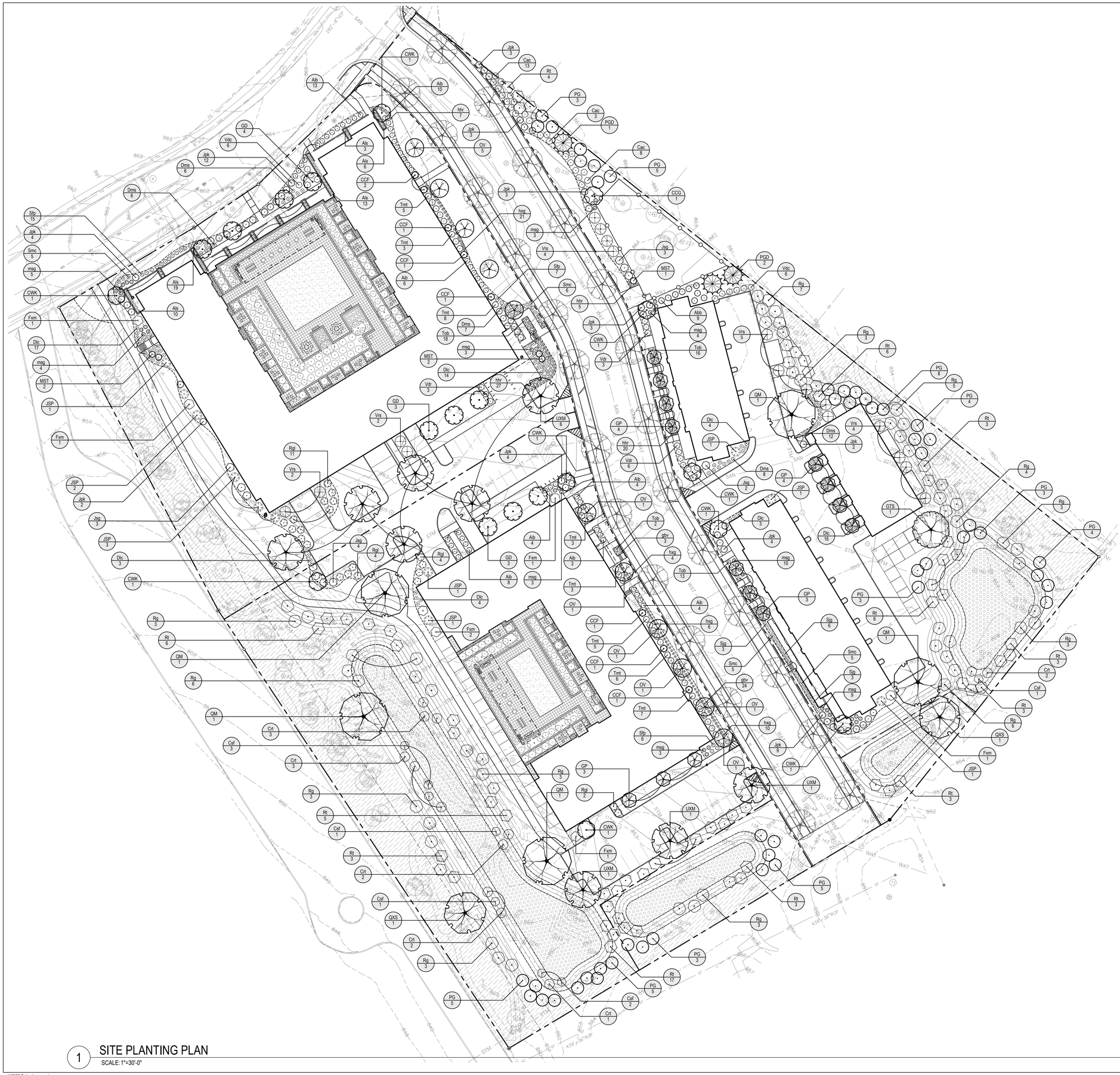

1 SITE PLANTING PLAN
SCALE: 1"=30'-0"

0 30' 60'
1" = 30'-0"

NORTH

1/10/2023 11:26:29 AM

©2022 Potter Lawson, Inc.

Potter Lawson
Success by Design

FIGUREGROUND
jporter@figureground-design.com
608-345-5101

PRELIMINARY
NOT FOR CONSTRUCTION

1617 SHERMAN AVE

VERMILION

1617 SHERMAN AVE
MADISON, WI 53704

2022.21.00

DATE	ISSUANCE/REVISIONS	
01/17/2023	LAND-USE APPLICATION	
01/30/2023	LAND-USE APPLICATION - SUPPLEMENTAL INFO	1
04/26/2023	URBAN DESIGN COMMISSION	

LANDSCAPE PLAN

L100

PLANT SCHEDULE BUILDING A

EVERGREEN TREES	CODE	BOTANICAL / COMMON NAME	SIZE	STOCK	HEIGHT	WI NATIVE STATUS	QTY
	JSP	Juniperus chinensis 'J.N. Select Blue' Star Power Juniper	See Height	B&B	8'	ADAPTIVE	6
ORNAMENTAL TREES	**CODE**	**BOTANICAL / COMMON NAME**	**SIZE**	**STOCK**	**HEIGHT**	**WI NATIVE STATUS**	**QTY**
	CCF	Carpinus caroliniana `J.N. Upright` Firespire Musclewood	Multi-Stem	B&B	8'	WI NATIVE CULTIVAR	5
	CWK	Crataegus viridis 'Winter King' Winter King Hawthorn	2.5" Cal.	B&B	10'	ADAPTIVE	2
	MST	Malus sargentii 'Tina' Tina Sargent Crabapple	See Height	B&B	4'	ADAPTIVE	4
OVERSTORY DECIDUOUS TREES	**CODE**	**BOTANICAL / COMMON NAME**	**SIZE**	**STOCK**	**HEIGHT**	**WI NATIVE STATUS**	**QTY**
	GD	Gleditsia triacanthos inermis 'Draves' Street Keeper® Honey Locust	3" Cal.	B&B	18'	ADAPTIVE	7
	OV	Ostrya virginiana Ironwood	3" Cal.	B&B	12'	WI NATIVE	5
	UXM	Ulmus x 'Morton' Accolade™ Elm	3" Cal.	B&B	18'	ADAPTIVE	4
DECIDUOUS SHRUBS	**CODE**	**BOTANICAL / COMMON NAME**	**SIZE**	**STOCK**	**HEIGHT**	**WI NATIVE STATUS**	**QTY**
	Aib	Aronia melanocarpa 'Morton' Iroquois Beauty™ Black Chokeberry	#3	Container	24"	WI NATIVE CULTIVAR	29
	Als	Aronia melanocarpa `UCONNAM165` TM Low Scape Mound Black Chokeberry	#3	Container	18"	WI NATIVE CULTIVAR	51
	Dlc	Diervilla lonicera `Copper` Copper Low Bush Honeysuckle	#3	Container	18"	WI NATIVE CULTIVAR	34
	Dms	Diervilla lonicera `Michigan Sunset` Michigan Sunset Honeysuckle	#3	Container	24"	WI NATIVE CULTIVAR	19
	Fxm	Forsythia x `Meadowlark` Meadowlark Forsythia	#5	Container	48"	ADAPTIVE	2
	Rgl	Rhus aromatica `Gro-Low` Gro-Low Fragrant Sumac	#3	Container	18"	WI NATIVE CULTIVAR	11
	Sfp	Spiraea fritschiana 'J.N. Select A' Pink-a-licious™ Fritch Spirea	#3	Container	24"	ADAPTIVE	22
	Smc	Spiraea japonica 'Magic Carpet' PP9,363 Magic Carpet Spirea	#3	Container	24"	ADAPTIVE	11
	Vrs	Viburnum dentatum 'Ralph Senior' Autumn Jazz Viburnum	#5	Container	36"	ADAPTIVE	4
	Vdc	Viburnum dentatum `Christom` Blue Muffin Viburnum	#5	Container	36"	ADAPTIVE	6
	Vdr	Viburnum dentatum `Rastzam` Raspberry Tart Viburnum	#5	Container	36"	ADAPTIVE	3
EVERGREEN SHRUBS	**CODE**	**BOTANICAL / COMMON NAME**	**SIZE**	**STOCK**	**HEIGHT**	**WI NATIVE STATUS**	**QTY**
	Jpk	Juniperus chinensis `Pfitzeriana Kallay` Kallay`s Compact Pfitzer Juniper	#5	Container	18"	ADAPTIVE	18
	Jsg	Juniperus x pfitzeriana 'Sea Green' Sea Green Pfitzer Juniper	#5	Container	30"	ADAPTIVE	3
	Tmt	Taxus x media `Tauntonii` Tauton Yew	#5	Container	24"	ADAPTIVE	16
	Tob	Thuja occidentalis 'Bobozam' Mr. Bowling Ball® Arborvitae	#5	Container	18"	ADAPTIVE	18
GRASSES & SEDGES	**CODE**	**BOTANICAL / COMMON NAME**	**SIZE**	**STOCK**	**HEIGHT**	**WI NATIVE STATUS**	**QTY**
	msg	Miscanthus sinensis `Gracillimus` Gracillimus Eulalia Grass	#1	Container	N/A	ADAPTIVE	12
HERBACEOUS PERENNIALS	**CODE**	**BOTANICAL / COMMON NAME**	**SIZE**	**STOCK**	**HEIGHT**	**WI NATIVE STATUS**	**QTY**
	hhr	Hemerocallis x `Happy Returns` Happy Returns Daylily	#1	Container	N/A	ADAPTIVE	34
	hxg	Hosta x `Guacamole` Guacamole Hosta	#1	Container	N/A	ADAPTIVE	21

BIORETENTION PLANTINGS		
Forbs and legumes:		
Common Name	**Botanical Name**	**Quantity**
Red Milkweed	*Asclepias incarnata*	819
New England Aster	*Aster novae-angliae*	819
White False Indigo	*Baptisia lactea*	819
Joe Pye Weed	*Eupatorium maculatum*	819
Boneset	*Eupatorium perfoliatum*	819
Ox Eye Sunflower	*Heliopsis helianthoides*	819
Blue Flag Iris	*Iris versicolor*	819
Prairie Blazing Star	*Liatris pycnostachya*	819
Great Blue Lobelia	*Lobelia siphilitica*	819
Bergamot	*Monarda fistulosa*	819
Smooth Penstemon	*Penstemon digitalis*	819
Yellow Coneflower	*Ratibida pinnata*	819
Sweet Black Eyed Susan	*Rudbeckia subtomentosa*	819
Stiff Goldenrod	*Solidago rigida*	819
Blue Vervain	*Verbena hastata*	819
Culver's Root	*Veronicastrum virginicum*	819
Grasses, Rushes and Sedges:		
Common Name	**Botanical Name**	**Quantity**
Bluejoint Grass	*Calamagrostis canadensis*	819
Canada Wild Rye	*Elymus canadensis*	819
Virginia Wild Rye	*Elymus virginicus*	819
Bebb's Sedge	*Carex bebbii*	819
Fox Sedge	*Carex vulpinoidea*	819
Common Rush	*Juncus effusus*	819
Note: Bioretention plugs shall be planted 12" O.C.		
15,686 SF @ 12" O.C. = 18,039 plugs.		

PLANT SCHEDULE BUILDING B

EVERGREEN TREES	CODE	BOTANICAL / COMMON NAME	SIZE	STOCK	HEIGHT	WI NATIVE STATUS	QTY
	JSP	Juniperus chinensis 'J.N. Select Blue' Star Power Juniper	See Height	B&B	8'	ADAPTIVE	3
	PGD	Picea glauca 'Densata' Black Hills Spruce	See Height	B&B	12'	WI NATIVE CULTIVAR	3
ORNAMENTAL TREES	**CODE**	**BOTANICAL / COMMON NAME**	**SIZE**	**STOCK**	**HEIGHT**	**WI NATIVE STATUS**	**QTY**
	CCG	Crataegus crus-galli var. inermis Thornless Cockspur Hawthorn	Multi-Stem	B&B	10'	WI NATIVE CULTIVAR	1
	CWK	Crataegus viridis 'Winter King' Winter King Hawthorn	2.5" Cal.	B&B	10'	ADAPTIVE	4
	MST	Malus sargentii 'Tina' Tina Sargent Crabapple	See Height	B&B	4'	ADAPTIVE	1
OVERSTORY DECIDUOUS TREES	**CODE**	**BOTANICAL / COMMON NAME**	**SIZE**	**STOCK**	**HEIGHT**	**WI NATIVE STATUS**	**QTY**
	GP	Ginkgo biloba 'Princeton Sentry' Princeton Sentry Maidenhair Tree	3" Cal.	B&B	14'	ADAPTIVE	11
	GTS	Gleditsia triacanthos inermis `Skycole` TM Skyline Thornless Honey Locust	3" Cal.	B&B	18'	ADAPTIVE	1
	PG	Populus grandidentata Largetooth Aspen	See Height	Bare Root	8'	WI NATIVE	30
	QM	Quercus macrocarpa Burr Oak	3" Cal.	B&B	18'	WI NATIVE	2
DECIDUOUS SHRUBS	**CODE**	**BOTANICAL / COMMON NAME**	**SIZE**	**STOCK**	**HEIGHT**	**WI NATIVE STATUS**	**QTY**
	Abb	Aronia arbutifolia `Brilliantissima` Brilliant Red Chokeberry	#5	Container	36"	ADAPTIVE	9
	Crt	Cornus sericea Red Twig Dogwood	#3	Container	36"	WI NATIVE	2
	Cac	Cornus sericea 'Alleman's Compact' Alleman's Compact Dogwood	#3	Container	36"	WI NATIVE CULTIVAR	24
	Csf	Cornus sericea 'Flaviramea' Yellow Twig Dogwood	#3	Container	36"	WI NATIVE CULTIVAR	1
	Dlc	Diervilla lonicera `Copper` Copper Low Bush Honeysuckle	#3	Container	18"	WI NATIVE CULTIVAR	23
	Dms	Diervilla lonicera `Michigan Sunset` Michigan Sunset Honeysuckle	#3	Container	24"	WI NATIVE CULTIVAR	20
	Fxm	Forsythia x `Meadowlark` Meadowlark Forsythia	#5	Container	48"	ADAPTIVE	1
	Rg	Rhus glabra Smooth Sumac	#5	Container	48"	WI NATIVE	31
	Rt	Rhus typhina Staghorn Sumac	#5	Container	48"	WI NATIVE	25
	Sjg	Spiraea japonica 'Goldmound' Goldmound Japanese Spirea	#3	Container	24"	ADAPTIVE	12
	Smc	Spiraea japonica 'Magic Carpet' PP9,363 Magic Carpet Spirea	#3	Container	24"	ADAPTIVE	10
	Vrs	Viburnum dentatum 'Ralph Senior' Autumn Jazz Viburnum	#5	Container	36"	ADAPTIVE	13
	Vdc	Viburnum dentatum `Christom` Blue Muffin Viburnum	#5	Container	36"	ADAPTIVE	6
	Vdr	Viburnum dentatum `Rastzam` Raspberry Tart Viburnum	#5	Container	36"	ADAPTIVE	9
EVERGREEN SHRUBS	**CODE**	**BOTANICAL / COMMON NAME**	**SIZE**	**STOCK**	**HEIGHT**	**WI NATIVE STATUS**	**QTY**
	Jpk	Juniperus chinensis `Pfitzeriana Kallay` Kallay`s Compact Pfitzer Juniper	#5	Container	18"	ADAPTIVE	27
	Jsg	Juniperus x pfitzeriana 'Sea Green' Sea Green Pfitzer Juniper	#5	Container	30"	ADAPTIVE	5
	Tob	Thuja occidentalis 'Bobozam' Mr. Bowling Ball® Arborvitae	#5	Container	18"	ADAPTIVE	29
GRASSES & SEDGES	**CODE**	**BOTANICAL / COMMON NAME**	**SIZE**	**STOCK**	**HEIGHT**	**WI NATIVE STATUS**	**QTY**
	msg	Miscanthus sinensis `Gracillimus` Gracillimus Eulalia Grass	#1	Container	N/A	ADAPTIVE	26
HERBACEOUS PERENNIALS	**CODE**	**BOTANICAL / COMMON NAME**	**SIZE**	**STOCK**	**HEIGHT**	**WI NATIVE STATUS**	**QTY**
	hhr	Hemerocallis x `Happy Returns` Happy Returns Daylily	#1	Container	N/A	ADAPTIVE	25

City of Madison, WI Landscape Worksheet - 1617 Sherman Avenue			
1/17/2023			
Zoning: Traditional Residential - Urban District 2 (TR-U2)			
Lots	**Developed Area (SF)**	**Landscape Points Required**	**Landscape Points Achieved**
Building 'A'	39,386	656	2,124
Building 'B'	64,104	1,068	1,568
Building 'C'	63,536	1,059	1,850
Total	167,026	**2,784**	**5,542**

Development Frontage Landscaping (1) overstory deciduous tree and (5) shrubs /30 LF *(2) ornamental trees or (2) evergreen trees may be used in place of (1) overstory deciduous tree	**Frontage (LF)**	**Overstory Trees Required**	**Overstory Trees Proposed/Existing**	**Shrubs Required**	**Shrubs Proposed/Existing**
BUILDING A					
Sherman Avenue	**250**	**8**	**8** [(6) overstory trees and (4) ornamental trees]	**42**	**64**
Proposed Public Street	**250**	**8**	**9** [(5) overstory trees and (8) ornamental trees]	**42**	**78**
BUILDING B					
Proposed Public Street	**321**	**11**	**11** [(7) overstory trees and (8) ornamental trees]	**53**	**75**
BUILDING C					
Proposed Public Street	**239**	**8**	**8** [(6) overstory trees and (4) ornamental trees]	**40**	**43**

***Interior Parking Lot Landscaping (for lots with 20 or more parking spaces) - N/A**
(No surface parking lots with 20 or more parking spaces)

PLANT SCHEDULE BUILDING C

EVERGREEN TREES	CODE	BOTANICAL / COMMON NAME	SIZE	STOCK	HEIGHT	WI NATIVE STATUS	QTY
	JSP	Juniperus chinensis 'J.N. Select Blue' Star Power Juniper	See Height	B&B	8'	ADAPTIVE	2
ORNAMENTAL TREES	**CODE**	**BOTANICAL / COMMON NAME**	**SIZE**	**STOCK**	**HEIGHT**	**WI NATIVE STATUS**	**QTY**
	CCF	Carpinus caroliniana `J.N. Upright` Firespire Musclewood	Multi-Stem	B&B	8'	WI NATIVE CULTIVAR	3
	CWK	Crataegus viridis 'Winter King' Winter King Hawthorn	2.5" Cal.	B&B	10'	ADAPTIVE	3
OVERSTORY DECIDUOUS TREES	**CODE**	**BOTANICAL / COMMON NAME**	**SIZE**	**STOCK**	**HEIGHT**	**WI NATIVE STATUS**	**QTY**
	GP	Ginkgo biloba 'Princeton Sentry' Princeton Sentry Maidenhair Tree	3" Cal.	B&B	14'	ADAPTIVE	3
	GD	Gleditsia triacanthos inermis 'Draves' Street Keeper® Honey Locust	3" Cal.	B&B	18'	ADAPTIVE	3
	OV	Ostrya virginiana Ironwood	3" Cal.	B&B	12'	WI NATIVE	6
	PG	Populus grandidentata Largetooth Aspen	See Height	Bare Root	8'	WI NATIVE	10
	QM	Quercus macrocarpa Burr Oak	3" Cal.	B&B	18'	WI NATIVE	3
	QXS	Quercus x schuetti Swamp Bur Oak	3.5" Cal.	B&B	18'	WI NATIVE HYBRID	1
	UXM	Ulmus x 'Morton' Accolade™ Elm	3" Cal.	B&B	18'	ADAPTIVE	5
DECIDUOUS SHRUBS	**CODE**	**BOTANICAL / COMMON NAME**	**SIZE**	**STOCK**	**HEIGHT**	**WI NATIVE STATUS**	**QTY**
	Aib	Aronia melanocarpa 'Morton' Iroquois Beauty™ Black Chokeberry	#3	Container	24"	WI NATIVE CULTIVAR	23
	Crt	Cornus sericea Red Twig Dogwood	#3	Container	36"	WI NATIVE	11
	Csf	Cornus sericea 'Flaviramea' Yellow Twig Dogwood	#3	Container	36"	WI NATIVE CULTIVAR	7
	Dlc	Diervilla lonicera `Copper` Copper Low Bush Honeysuckle	#3	Container	18"	WI NATIVE CULTIVAR	4
	Fxm	Forsythia x `Meadowlark` Meadowlark Forsythia	#5	Container	48"	ADAPTIVE	4
	Rgl	Rhus aromatica `Gro-Low` Gro-Low Fragrant Sumac	#3	Container	18"	WI NATIVE CULTIVAR	10
	Rg	Rhus glabra Smooth Sumac	#5	Container	48"	WI NATIVE	18
	Rt	Rhus typhina Staghorn Sumac	#5	Container	48"	WI NATIVE	27
	Sfp	Spiraea fritschiana 'J.N. Select A' Pink-a-licious™ Fritch Spirea	#3	Container	24"	ADAPTIVE	6
EVERGREEN SHRUBS	**CODE**	**BOTANICAL / COMMON NAME**	**SIZE**	**STOCK**	**HEIGHT**	**WI NATIVE STATUS**	**QTY**
	Jpk	Juniperus chinensis `Pfitzeriana Kallay` Kallay`s Compact Pfitzer Juniper	#5	Container	18"	ADAPTIVE	4
	Jsg	Juniperus x pfitzeriana 'Sea Green' Sea Green Pfitzer Juniper	#5	Container	30"	ADAPTIVE	4
	Tmt	Taxus x media `Tauntonii` Tauton Yew	#5	Container	24"	ADAPTIVE	24
	Tob	Thuja occidentalis 'Bobozam' Mr. Bowling Ball® Arborvitae	#5	Container	18"	ADAPTIVE	2
GRASSES & SEDGES	**CODE**	**BOTANICAL / COMMON NAME**	**SIZE**	**STOCK**	**HEIGHT**	**WI NATIVE STATUS**	**QTY**
	msg	Miscanthus sinensis `Gracillimus` Gracillimus Eulalia Grass	#1	Container	N/A	ADAPTIVE	6
HERBACEOUS PERENNIALS	**CODE**	**BOTANICAL / COMMON NAME**	**SIZE**	**STOCK**	**HEIGHT**	**WI NATIVE STATUS**	**QTY**
	gbv	Geranium macrorrhizum `Beven`s Variety` Beven`s Variety Geranium	#1	Container	N/A	ADAPTIVE	27
	hxg	Hosta x `Guacamole` Guacamole Hosta	#1	Container	N/A	ADAPTIVE	20

BUILDING A			
Plant Type/Element	**Points**	**Quantity**	**Points Achieved**
Overstory deciduous trees	35	16	560
Tall evergreen trees	35	7	245
Ornamental trees	15	13	195
Upright evergreen shrubs	10	0	0
Shrubs, deciduous	3	194	582
Shrubs, evergreen	4	50	200
Ornamental grasses/perennials	2	59	118
Decorative fencing/wall	4/LF	0	0
Existing specimen tree	14/cal. inch	224	224
Landscape furniture (public)	5/seat	0	0
Total Points Achieved			**2,124**

BUILDING B			
Plant Type/Element	**Points**	**Quantity**	**Points Achieved**
Overstory deciduous trees	35	14	490
Tall evergreen trees	35	5	175
Ornamental trees	15	7	105
Upright evergreen shrubs	10	0	0
Shrubs, deciduous	3	152	456
Shrubs, evergreen	4	60	240
Ornamental grasses/perennials	2	51	102
Decorative fencing/wall	4/LF	0	0
Existing specimen tree	14/cal. inch	0	0
Landscape furniture (public)	5/seat	0	0
Total			**1,568**

BUILDING C			
Plant Type/Element	**Points**	**Quantity**	**Points Achieved**
Overstory deciduous trees	35	32	1120
Tall evergreen trees	35	2	70
Ornamental trees	15	6	90
Upright evergreen shrubs	10	0	0
Shrubs, deciduous	3	110	330
Shrubs, evergreen	4	33	132
Ornamental grasses/perennials	2	54	108
Decorative fencing/wall	4/LF	0	0
Existing specimen tree	14/cal. inch	0	0
Landscape furniture (public)	5/seat	0	0
Total			**1,850**

Potter Lawson
Success by Design

FIGUREGROUND
jporter@figureground-design.com
608-345-5101

PRELIMINARY
NOT FOR CONSTRUCTION

1617 SHERMAN AVE

VERMILION

1617 SHERMAN AVE
MADISON, WI 53704

2022.21.00

DATE	ISSUANCE/REVISIONS	
01/17/2023	LAND-USE APPLICATION	
01/30/2023	LAND-USE APPLICATION - SUPPLEMENTAL INFO	1
04/26/2023	URBAN DESIGN COMMISSION	

PLANTING SCHEDULES AND LANDSCAPE WORKSHEET

L101

1/10/2023 11:28:29 AM

©2022 Potter Lawson, Inc.

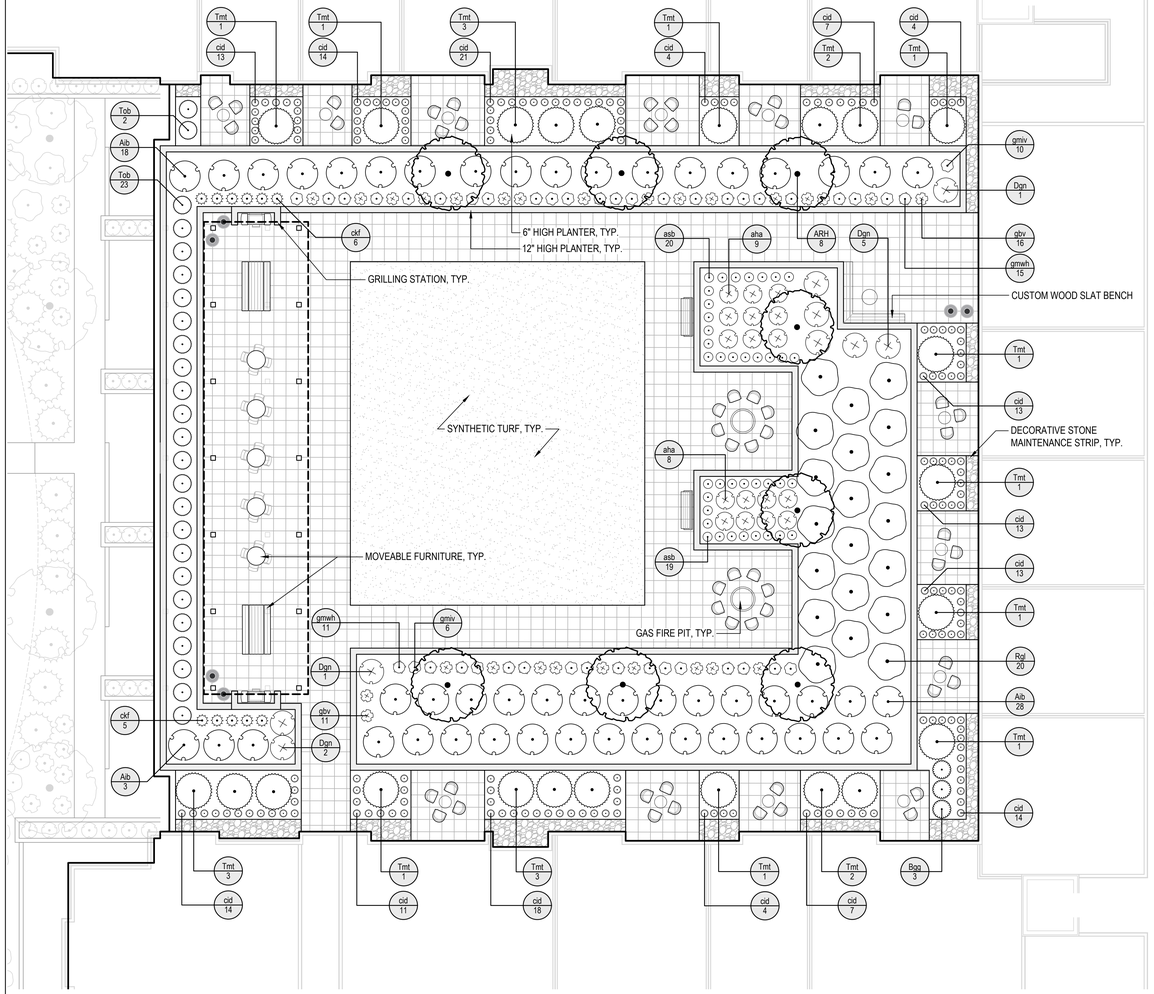

1 BLDG. A - 2ND FLOOR PLANTING PLAN

SCALE: 1"=10'-0"

0 10' 20'
1" = 10'-0"

PLANT SCHEDULE BLDG A - 2ND FLOOR

ORNAMENTAL TREES	CODE	BOTANICAL / COMMON NAME	SIZE	STOCK	HEIGHT	WI NATIVE STATUS	QTY
	ARH	Amelanchier x grandiflora `Robin Hill` Robin Hill Serviceberry	2" Cal.	B&B	10` Height	WI NATIVE CULTIVAR	8
DECIDUOUS SHRUBS	**CODE**	**BOTANICAL / COMMON NAME**	**SIZE**	**STOCK**	**HEIGHT**	**WI NATIVE STATUS**	**QTY**
	Aib	Aronia melanocarpa 'Morton' Iroquois Beauty™ Black Chokeberry	#3	Container	24"	WI NATIVE CULTIVAR	49
	Dgn	Deutzia gracilis `Nikko` Nikko Deutzia	3 gal.	Container	18"	ADAPTIVE	9
	Rgl	Rhus aromatica `Gro-Low` Gro-Low Fragrant Sumac	#3	Container	18"	WI NATIVE CULTIVAR	20
EVERGREEN SHRUBS	**CODE**	**BOTANICAL / COMMON NAME**	**SIZE**	**STOCK**	**HEIGHT**	**WI NATIVE STATUS**	**QTY**
	Bgg	Buxus x `Green Gem` Green Gem Boxwood	3 gal.	Container	24"	ADAPTIVE	3
	Tmt	Taxus x media `Tauntonii` Tauton Yew	#5	Container	24"	ADAPTIVE	23
	Tob	Thuja occidentalis 'Bobozam' Mr. Bowling Ball® Arborvitae	#5	Container	18"	ADAPTIVE	25
GRASSES & SEDGES	**CODE**	**BOTANICAL / COMMON NAME**	**SIZE**	**STOCK**	**HEIGHT**	**WI NATIVE STATUS**	**QTY**
	ckf	Calamagrostis x acutiflora `Karl Foerster` Feather Reed Grass	1 gal.	Container	N/A	ADAPTIVE	11
	cid	Carex x `Ice Dance` Ice Dance Sedge	#SP4	Flat	N/A	ADAPTIVE	170
HERBACEOUS PERENNIALS	**CODE**	**BOTANICAL / COMMON NAME**	**SIZE**	**STOCK**	**HEIGHT**	**WI NATIVE STATUS**	**QTY**
	asb	Allium tanguticum `Summer Beauty` Summer Beauty Allium	#1	Container	N/A	ADAPTIVE	39
	aha	Amsonia hubrichtii `Halfway to Arkansas` Halfway to Arkansas Bluestar	#1	Container	N/A	WI NATIVE CULTIVAR	17
	gbv	Geranium macrorrhizum `Beven`s Variety` Beven`s Variety Geranium	#1	Container	N/A	ADAPTIVE	27
	gmiv	Geranium macrorrhizum `Ingwersen`s Variety` Ingwersen`s Variety Geranium	#1	Container	N/A	ADAPTIVE	16
	gmwh	Geranium macrorrhizum `White Ness` White Ness Geranium	#1	Container	N/A	ADAPTIVE	26

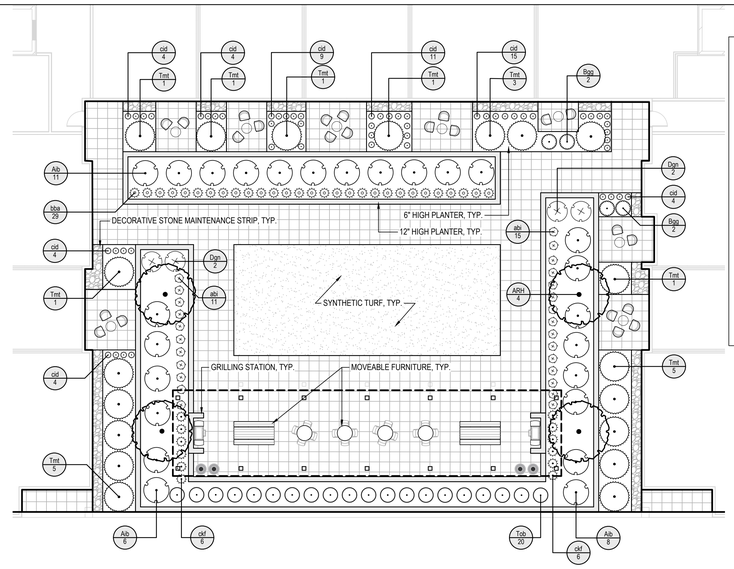

2 BLDG. C - 2ND FLOOR PLANTING PLAN

SCALE: 1"=10'-0"

0 10' 20'
1" = 10'-0"

PLANT SCHEDULE BLDG C - 2ND FLOOR

ORNAMENTAL TREES	CODE	BOTANICAL / COMMON NAME	SIZE	STOCK	HEIGHT	WI NATIVE STATUS	QTY
	ARH	Amelanchier x grandiflora `Robin Hill` Robin Hill Serviceberry	2" Cal.	B&B	10` Height	WI NATIVE CULTIVAR	4
DECIDUOUS SHRUBS	**CODE**	**BOTANICAL / COMMON NAME**	**SIZE**	**STOCK**	**HEIGHT**	**WI NATIVE STATUS**	**QTY**
	Aib	Aronia melanocarpa 'Morton' Iroquois Beauty™ Black Chokeberry	#3	Container	24"	WI NATIVE CULTIVAR	25
	Dgn	Deutzia gracilis `Nikko` Nikko Deutzia	3 gal.	Container	18"	ADAPTIVE	4
EVERGREEN SHRUBS	**CODE**	**BOTANICAL / COMMON NAME**	**SIZE**	**STOCK**	**HEIGHT**	**WI NATIVE STATUS**	**QTY**
	Bgg	Buxus x `Green Gem` Green Gem Boxwood	3 gal.	Container	24"	ADAPTIVE	4
	Tmt	Taxus x media `Tauntonii` Tauton Yew	#5	Container	24"	ADAPTIVE	19
	Tob	Thuja occidentalis 'Bobozam' Mr. Bowling Ball® Arborvitae	#5	Container	18"	ADAPTIVE	20
GRASSES & SEDGES	**CODE**	**BOTANICAL / COMMON NAME**	**SIZE**	**STOCK**	**HEIGHT**	**WI NATIVE STATUS**	**QTY**
	bba	Bouteloua gracilis 'Blonde Ambition' Blonde Ambition Blue Grama	#1	Container	N/A	WI NATIVE CULTIVAR	29
	ckf	Calamagrostis x acutiflora `Karl Foerster` Feather Reed Grass	1 gal.	Container	N/A	ADAPTIVE	12
	cid	Carex x `Ice Dance` Ice Dance Sedge	#SP4	Flat	N/A	ADAPTIVE	55

LEGEND:

- PROPOSED PATIO AREAS (PAVERS ON PEDESTAL SYSTEM)
- PROPOSED SYNTHETIC TURF PLAY/FLEX AREAS
- PROPOSED FURNITURE:
  - MOVEABLE TABLES AND CHAIRS
  - PICNIC TABLES
  - WASTE RECEPTACLES
  - GRILLING STATIONS
  - GAS FIRE PIT

NOTES:
1. DRIP IRRIGATION SYSTEM SHALL BE INSTALLED FOR ALL GREEN ROOF PLANTINGS.
2. SOIL DEPTH VARIES (18" FOR SHRUBS AND PERENNIALS AND 30" FOR TREES). SOIL PROFILE EXTENDS BELOW FFE/WEARING SURFACE.

NORTH

Potter Lawson
Success by Design

FIGUREGROUND
jporter@figureground-design.com
608-345-5101

PRELIMINARY
NOT FOR CONSTRUCTION

1617 SHERMAN AVE

VERMILION

1617 SHERMAN AVE
MADISON, WI 53704

2022.21.00

DATE	ISSUANCE/REVISIONS	⚠
04/26/2023	URBAN DESIGN COMMISSION	

2ND FLOOR PLANTING PLANS

L102

1/10/2023 11:28:29 AM

©2022 Potter Lawson, Inc.

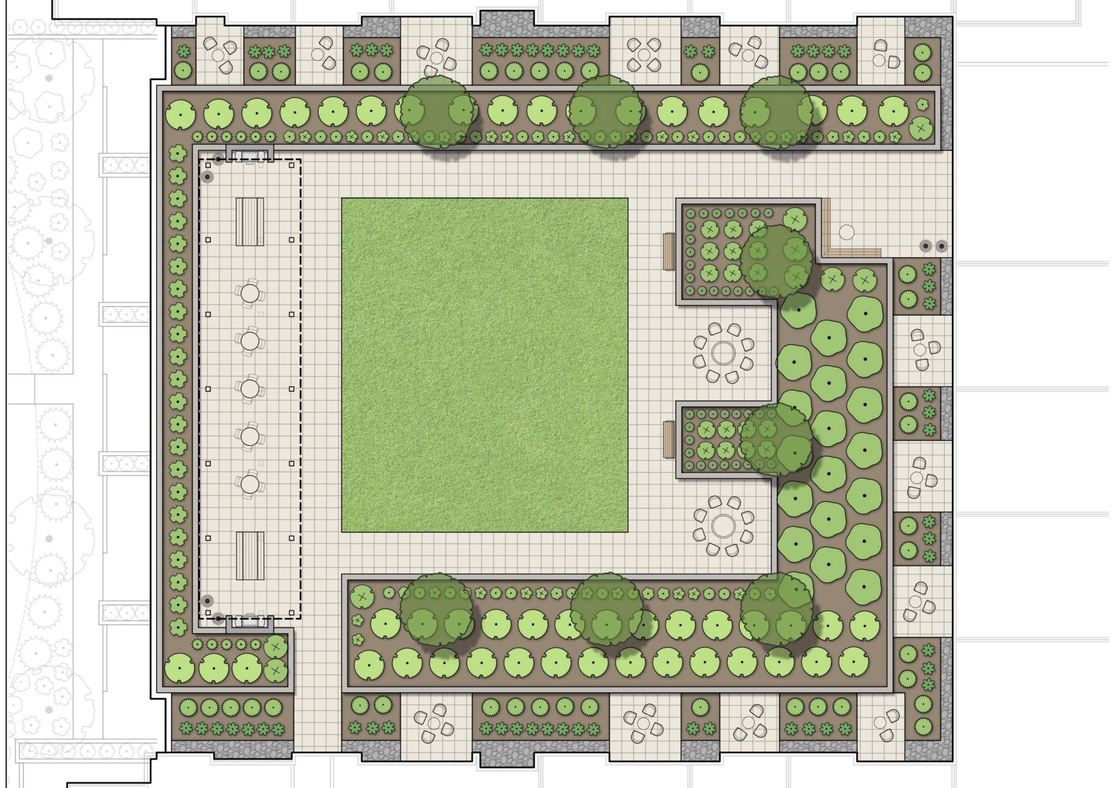

1 BLDG. A - 2ND FLOOR PLANTING PLAN
SCALE: 1"=10'-0"

0 10' 20'
1" = 10'-0"

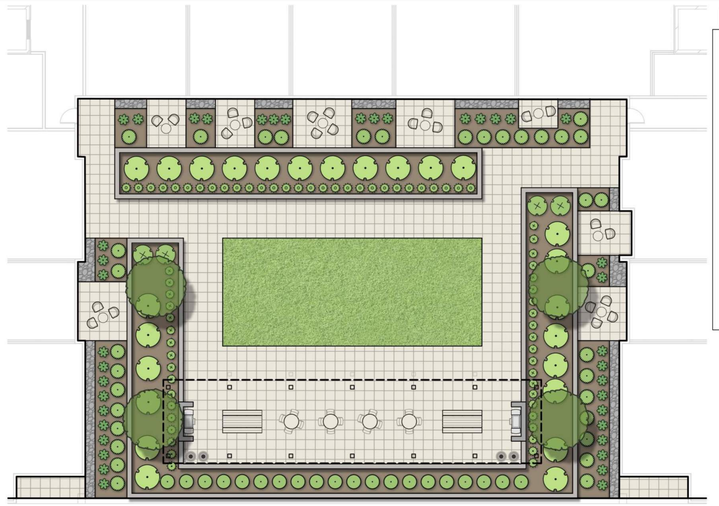

2 BLDG. C - 2ND FLOOR PLANTING PLAN
SCALE: 1"=10'-0"

0 10' 20'
1" = 10'-0"

LEGEND:

PROPOSED PATIO AREAS
(PAVERS ON PEDESTAL SYSTEM)

PROPOSED SYNTHETIC TURF
PLAY/FLEX AREAS

PROPOSED FURNITURE:
- MOVEABLE TABLES AND CHAIRS
- PICNIC TABLES
- WASTE RECEPTACLES
- GRILLING STATIONS
- GAS FIRE PIT

NOTES:
1. DRIP IRRIGATION SYSTEM SHALL BE INSTALLED FOR ALL GREEN ROOF PLANTINGS.
2. SOIL DEPTH VARIES (18" FOR SHRUBS AND PERENNIALS AND 30" FOR TREES). SOIL PROFILE EXTENDS BELOW FFE/WEARING SURFACE.

NORTH

Potter Lawson
Success by Design

PRELIMINARY
NOT FOR CONSTRUCTION

1617 SHERMAN AVE

VERMILION

1617 SHERMAN AVE
MADISON, WI 53704

2022.21.00

DATE	ISSUANCE/REVISIONS
04/26/2023	URBAN DESIGN COMMISSION

SECOND FLOOR PLANTING PLANS COLORED

L103

3/24/2023 4:10:31 PM

©2022 Potter Lawson, Inc.

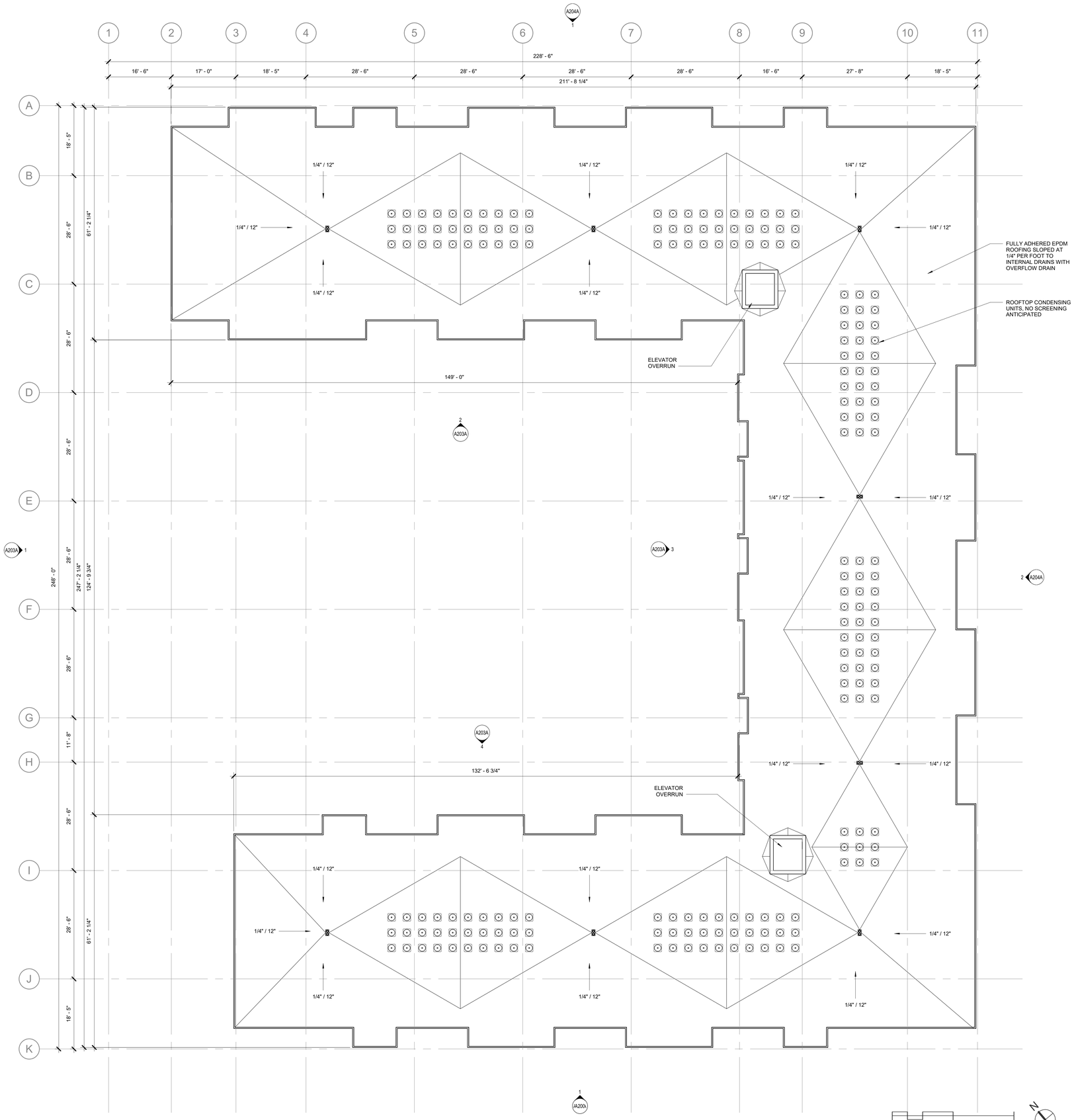

1 A106A ROOF PLAN - SCHEMATIC
3/32" = 1'-0"

3/24/2023 4:10:25 PM

©2022 Potter Lawson, Inc.

Potter Lawson
Success by Design

PRELIMINARY
NOT FOR CONSTRUCTION

1617 SHERMAN AVE
BLDG A
VERMILION

1617 SHERMAN AVE
MADISON, WI 53704

2022.21.00

DATE	ISSUANCE/REVISIONS
01/17/2023	LAND USE APPLICATION
01/30/2023	LAND USE APPLICATION - SUPPLEMENTAL INFO
04/26/2023	URBAN DESIGN COMMISSION

ROOF PLAN

A106A



1 A201A WEST ELEVATION
3/32" = 1'-0"



2 A201A COURTYARD NORTH ELEVATION
3/32" = 1'-0"



3 A201A COURTYARD EAST ELEVATION
3/32" = 1'-0"



4 A201A COURTYARD SOUTH ELEVATION
3/32" = 1'-0"

3/24/2023 4:10:26 PM

©2022 Potter Lawson, Inc.

Potter Lawson

Success by **Design**

EXTERIOR MATERIALS

- A HARDIE PLANK LAP SIDING BEADED SMOOTH - IRON GRAY
- B HARDIE PLANK LAP SIDING BEADED SMOOTH - COBBLESTONE
- C ENDICOTT FACE BRICK - GRAY SANDS
- D ENDICOTT FACE BRICK - MANGANESE IRON SPOT
- E WOODTONE RUSTIC SERIES, JAMES HARDIE - SAND CASTLE, TYPICAL
- F HARDIE ARCHITECTURAL PANEL - FINE SAND PAINT
- G HARDIE ARCHITECTURAL PANEL - SEAGRASS PAINT
- H RAILING SYSTEM, TYPICAL
- I INTUS DOOR AND WINDOWS, TYPICAL
- J PRODIMA - PARKLEX NATURCLAD B CLADDING - MUSTARD
- K OVERHEAD COILING GARAGE DOOR
- L BRAKE METAL COPING - PAINT
- M ALUMINUM HOPPER AND DOWNSPOUT

GLAZING NOTES

APPROACH TO BIRD-FRIENDLY GLAZING:
- ALL FACADES ARE COMPOSED OF LESS THAN 50% GLAZING
- GLAZING AREAS ARE DIVIDED BY A MINIMUM OF 6" WHERE NECESSARY SO THAT NO AREA EXCEEDS 50 SF.

PRELIMINARY
NOT FOR CONSTRUCTION

1617 SHERMAN AVE
BLDG A
VERMILION

1617 SHERMAN AVE
MADISON, WI 53704

2022.21.00

DATE	ISSUANCE/REVISIONS
01/17/2023	LAND USE APPLICATION
01/30/2023	LAND USE APPLICATION - SUPPLEMENTAL INFO
04/26/2023	URBAN DESIGN COMMISSION

BUILDING ELEVATIONS COLOR

A201A



1 A202A NORTH ELEVATION

3/32" = 1'-0"

0' 8' 16' 24' 32'



2 A202A EAST ELEVATION

3/32" = 1'-0"

0' 8' 16' 24' 32'



3 A202A SOUTH ELEVATION

3/32" = 1'-0"

0' 8' 16' 24' 32'

Potter Lawson

Success by **Design**

EXTERIOR MATERIALS

- A HARDIE PLANK LAP SIDING BEADED SMOOTH - IRON GRAY
- B HARDIE PLANK LAP SIDING BEADED SMOOTH - COBBLESTONE
- C ENDICOTT FACE BRICK - GRAY SANDS
- D ENDICOTT FACE BRICK - MANGANESE IRON SPOT
- E WOODTONE RUSTIC SERIES, JAMES HARDIE - SAND CASTLE, TYPICAL
- F HARDIE ARCHITECTURAL PANEL - FINE SAND PAINT
- G HARDIE ARCHITECTURAL PANEL - SEAGRASS PAINT
- H RAILING SYSTEM, TYPICAL
- I INTUS DOOR AND WINDOWS, TYPICAL
- J PRODIMA - PARKLEX NATURCLAD B CLADDING - MUSTARD
- K OVERHEAD COILING GARAGE DOOR
- L BRAKE METAL COPING - PAINT
- M ALUMINUM HOPPER AND DOWNSPOUT

GLAZING NOTES

APPROACH TO BIRD-FRIENDLY GLAZING:

- ALL FACADES ARE COMPOSED OF LESS THAN 50% GLAZING
- GLAZING AREAS ARE DIVIDED BY A MINIMUM OF 6" WHERE NECESSARY SO THAT NO AREA EXCEEDS 50 SF.

PRELIMINARY
NOT FOR CONSTRUCTION

1617 SHERMAN AVE
BLDG A
VERMILION

1617 SHERMAN AVE
MADISON, WI 53704

2022.21.00

DATE	ISSUANCE/REVISIONS
01/17/2023	LAND USE APPLICATION
01/30/2023	LAND USE APPLICATION - SUPPLEMENTAL INFO
04/26/2023	URBAN DESIGN COMMISSION

BUILDING ELEVATIONS COLOR

A202A

3/24/2023 4:10:26 PM

©2022 Potter Lawson, Inc.



1 A203A WEST ELEVATION
3/32" = 1'-0"



2 A203A COURTYARD NORTH ELEVATION
3/32" = 1'-0"



3 A203A COURTYARD EAST ELEVATION
3/32" = 1'-0"



4 A203A COURTYARD SOUTH ELEVATION
3/32" = 1'-0"

Potter Lawson
Success by Design

PRELIMINARY
NOT FOR CONSTRUCTION

1617 SHERMAN AVE
BLDG A
VERMILION

1617 SHERMAN AVE
MADISON, WI 53704

2022.21.00

DATE	ISSUANCE/REVISIONS
01/17/2023	LAND USE APPLICATION
01/30/2023	LAND USE APPLICATION - SUPPLEMENTAL INFO
04/26/2023	URBAN DESIGN COMMISSION

BUILDING ELEVATIONS B/W

A203A

3/24/2023 4:10:27 PM

©2022 Potter Lawson, Inc.



1 A204A NORTH ELEVATION
3/32" = 1'-0"

0' 8' 16' 24' 32'



2 A204A EAST ELEVATION
3/32" = 1'-0"

0' 8' 16' 24' 32'



3 A204A SOUTH ELEVATION
3/32" = 1'-0"

0' 8' 16' 24' 32'

Potter Lawson
Success by Design

PRELIMINARY
NOT FOR CONSTRUCTION

1617 SHERMAN AVE
BLDG A
VERMILION

1617 SHERMAN AVE
MADISON, WI 53704

2022.21.00

DATE	ISSUANCE/REVISIONS
01/17/2023	LAND USE APPLICATION
01/30/2023	LAND USE APPLICATION - SUPPLEMENTAL INFO
04/26/2023	URBAN DESIGN COMMISSION

BUILDING ELEVATIONS B/W

A204A

3/24/2023 4:10:28 PM

©2022 Potter Lawson, Inc.

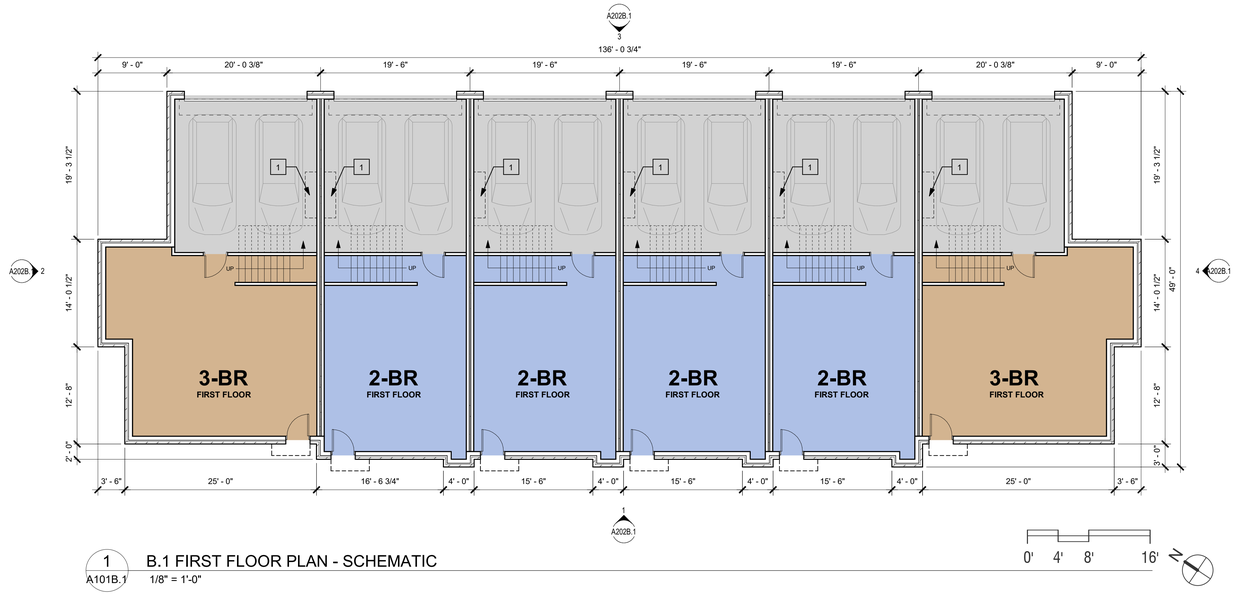

1 A101B.1 B.1 FIRST FLOOR PLAN - SCHEMATIC

1/8" = 1'-0"

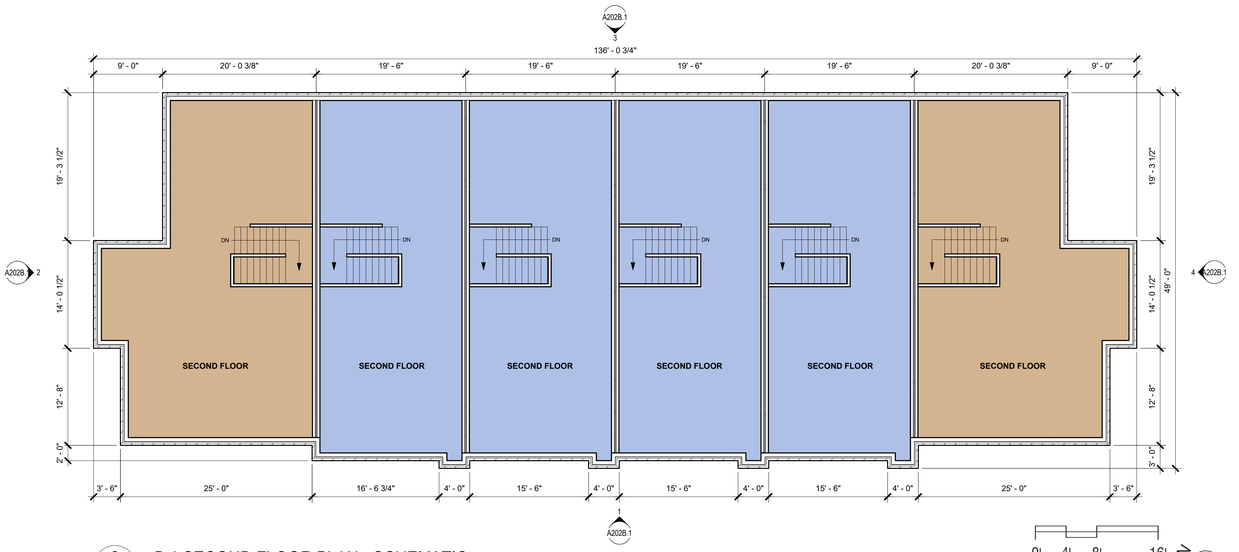

2 A101B.1 B.1 SECOND FLOOR PLAN - SCHEMATIC

1/8" = 1'-0"

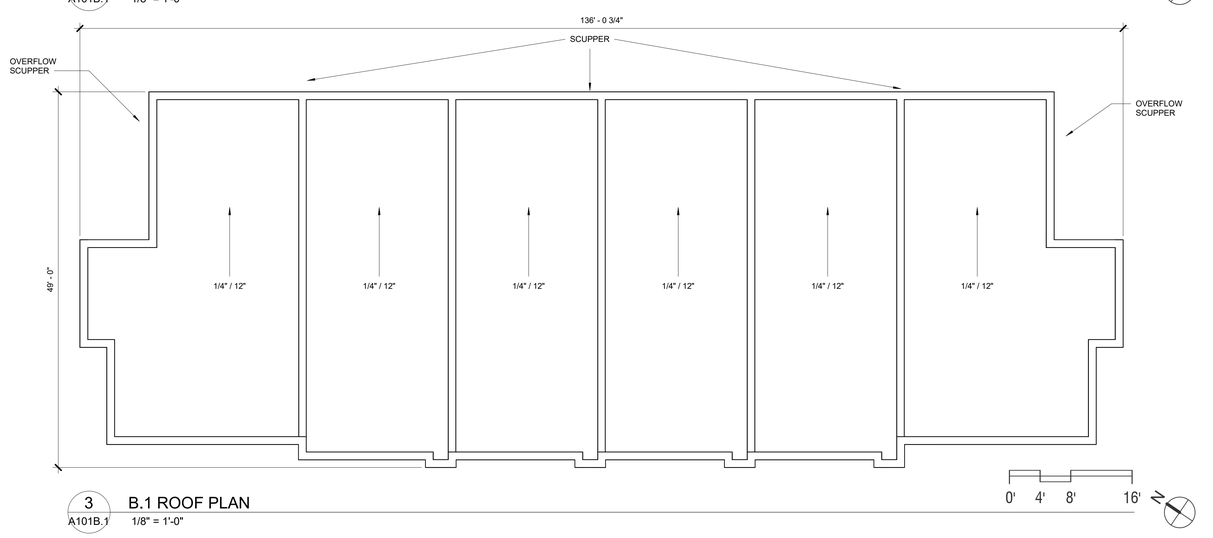

3 A101B.1 B.1 ROOF PLAN

1/8" = 1'-0"

Potter Lawson

Success by Design

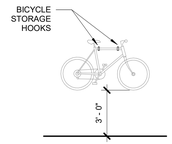

1 BICYCLE STORAGE

PRELIMINARY
NOT FOR CONSTRUCTION

BLDG B.1
1617 SHERMAN AVE
VERMILION

1617 SHERMAN AVE
MADISON, WI 53704

2022.21.00

DATE	ISSUANCE/REVISIONS
01/17/2023	LAND USE APPLICATION
04/26/2023	URBAN DESIGN COMMISSION

BUILDING B.1 FLOOR & ROOF PLANS

A101B.1

3/23/2023 4:36:58 PM

©2022 Potter Lawson, Inc.

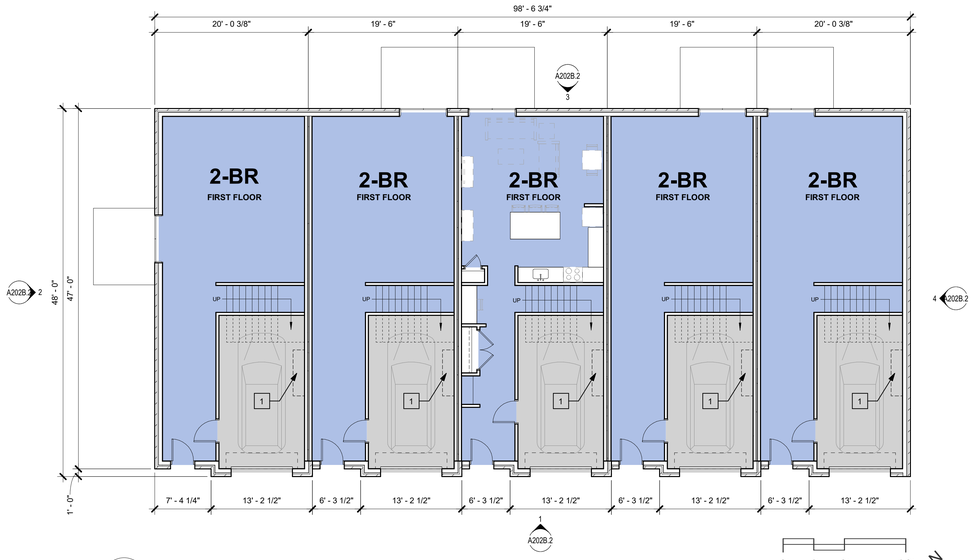

1 A101B.2 FIRST FLOOR PLAN - SCHEMATIC 1/8" = 1'-0"

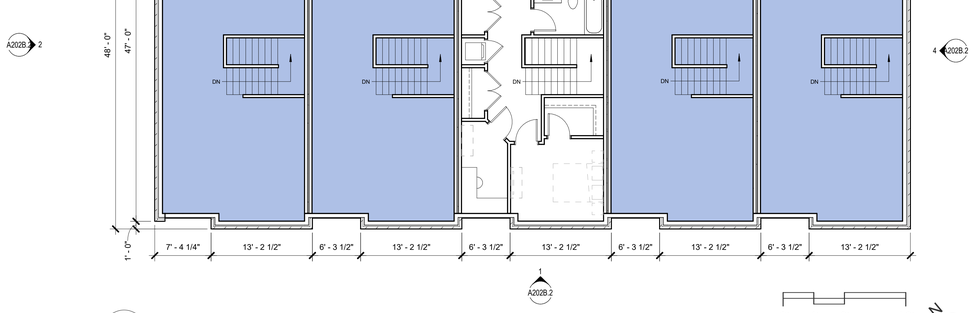

2 A101B.2 SECOND FLOOR PLAN - SCHEMATIC 1/8" = 1'-0"

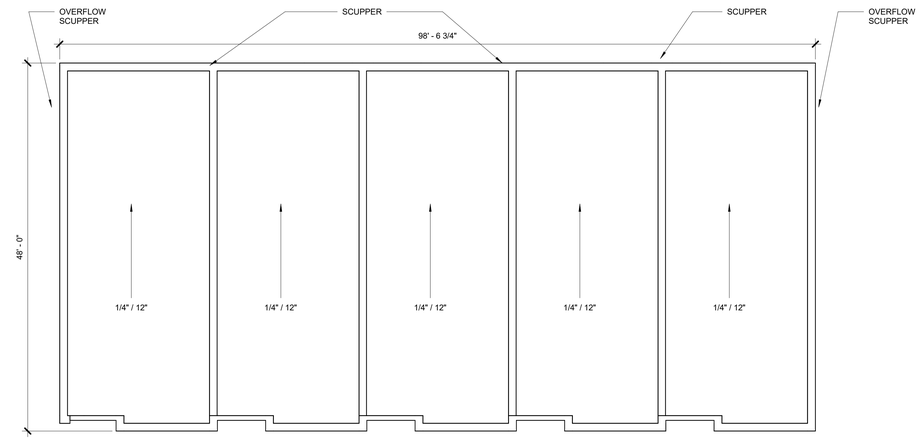

3 A101B.2 ROOF PLAN 1/8" = 1'-0"

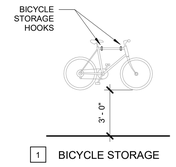

1 BICYCLE STORAGE

Potter Lawson

Success by Design

PRELIMINARY
NOT FOR CONSTRUCTION

BLDG B.2
1617 SHERMAN AVE
VERMILION

1617 SHERMAN AVE
MADISON, WI 53704

2022.21.00

DATE	ISSUANCE/REVISIONS	Δ
01/17/2023	LAND USE APPLICATION	
04/26/2023	URBAN DESIGN COMMISSION	

BUILDING B.2 FLOOR & ROOF PLANS

A101B.2

3/23/2023 5:14:19 PM

©2022 Potter Lawson, Inc.

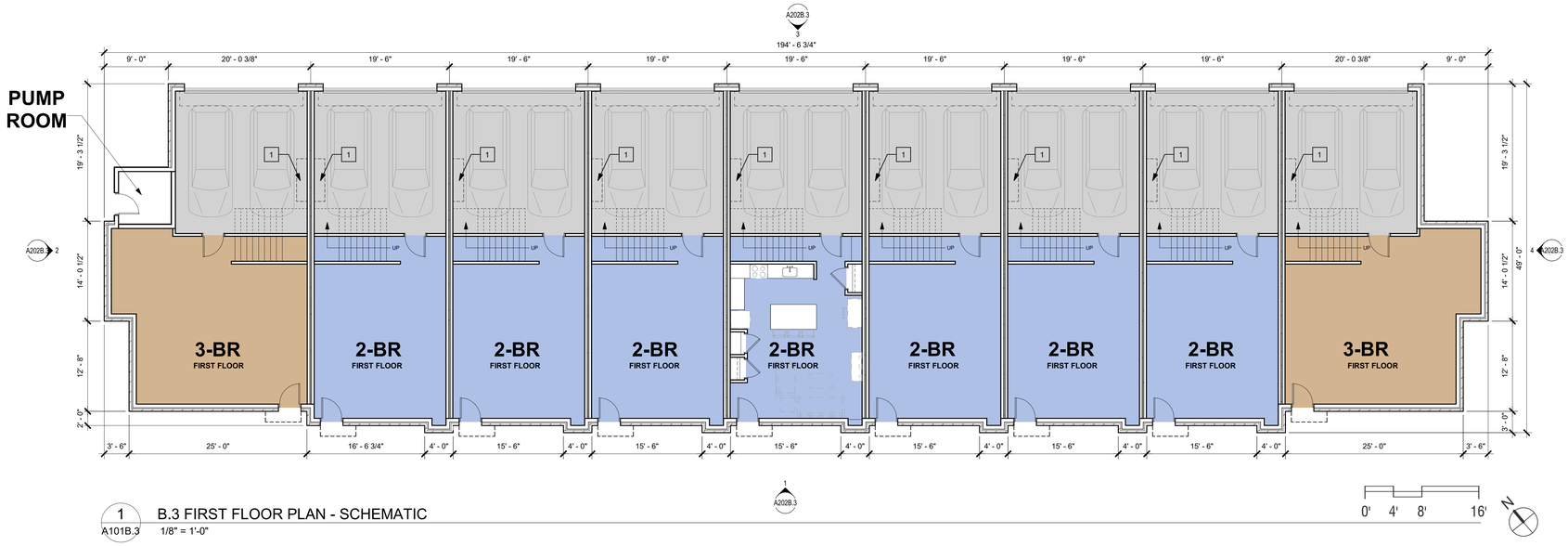

1 A101B.3 B.3 FIRST FLOOR PLAN - SCHEMATIC

1/8" = 1'-0"

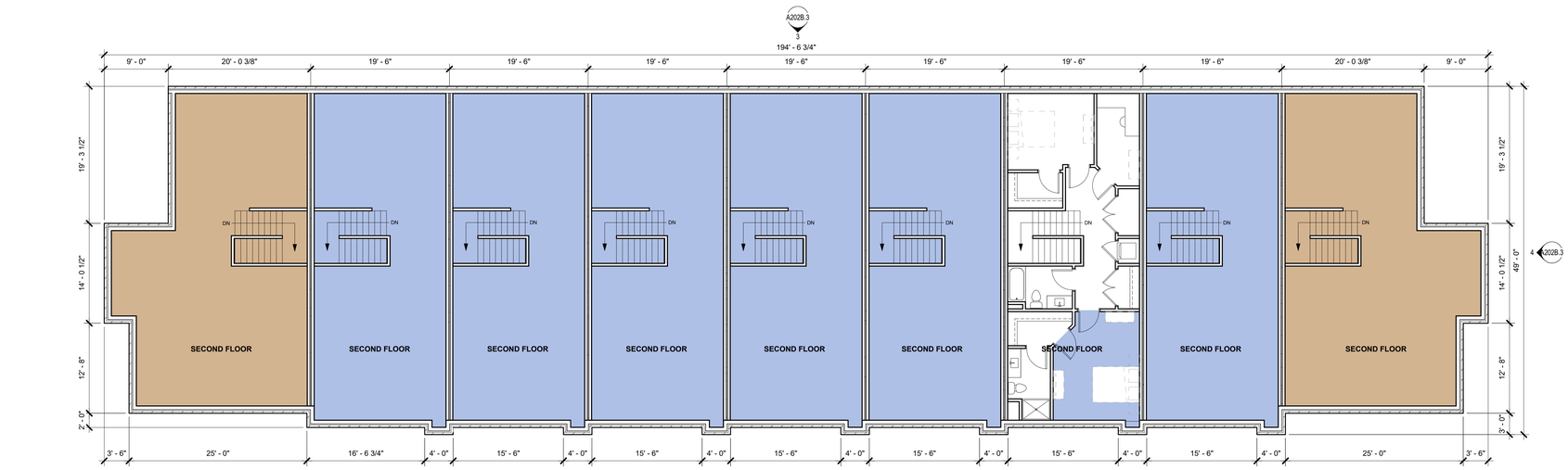

2 A101B.3 B.3 SECOND FLOOR PLAN - SCHEMATIC

1/8" = 1'-0"

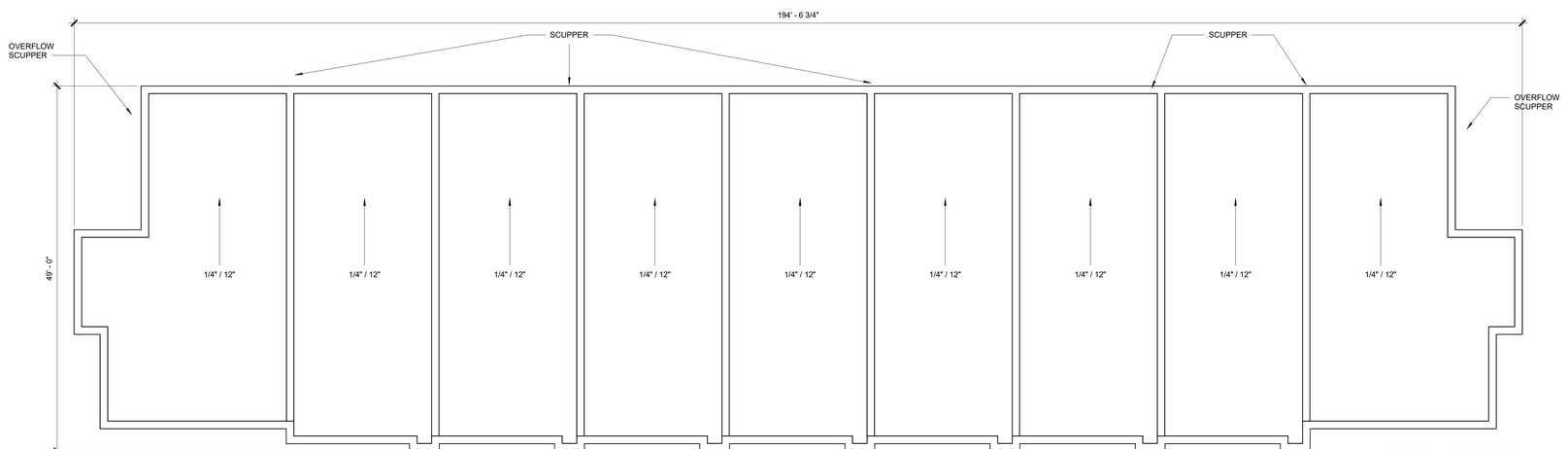

3 A101B.3 B.3 ROOF PLAN

1/8" = 1'-0"

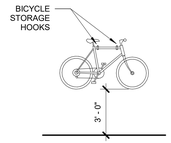

Potter Lawson

Success by Design

PRELIMINARY
NOT FOR CONSTRUCTION

BLDG B.3
1617 SHERMAN AVE
VERMILION

1617 SHERMAN AVE
MADISON, WI 53704

2022.21.00

DATE	ISSUANCE/REVISIONS
01/17/2023	LAND USE APPLICATION
04/26/2023	URBAN DESIGN COMMISSION

BUILDING B.3 FLOOR & ROOF PLANS

A101B.3

3/23/2023 4:58:58 PM

©2022 Potter Lawson, Inc.



1 SOUTH ELEVATION
A201B.1 1/8" = 1'-0"

0' 4' 8' 16'



2 WEST ELEVATION
A201B.1 1/8" = 1'-0"

0' 4' 8' 16'



3 NORTH ELEVATION
A201B.1 1/8" = 1'-0"

0' 4' 8' 16'

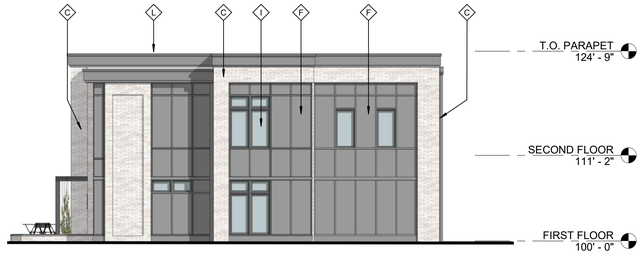

4 EAST ELEVATION
A201B.1 1/8" = 1'-0"

0' 4' 8' 16'

3/23/2023 4:58:58 PM

©2022 Potter Lawson, Inc.

Potter Lawson

Success by **Design**

MATERIAL LEGEND

- A HARDIE PLANK LAP SIDING BEADED SMOOTH - IRON GRAY
- B HARDIE PLANK LAP SIDING BEADED SMOOTH - COBBLESTONE
- C ENDICOTT FACE BRICK - LIGHT GRAY BLEND
- D ENDICOTT FACE BRICK - MANGANESE IRON SPOT
- E WOODTONE RUSTIC SERIES, JAMES HARDIE - SAND CASTLE, TYPICAL
- F HARDIE ARCHITECTURAL PANEL - FINE SAND PAINT
- G HARDIE ARCHITECTURAL PANEL - SEAGRASS PAINT
- H RAILING SYSTEM, TYPICAL
- I INTUS DOOR AND WINDOWS, TYPICAL
- J PRODIMA - PARKLEX NATURCLAD B CLADDING - MUSTARD
- K OVERHEAD COILING GARAGE DOOR
- L BRAKE METAL COPING - PAINT
- M ALUMINUM HOPPER AND DOWNSPOUT

GLAZING NOTES

APPROACH TO BIRD-FRIENDLY GLAZING:

- ALL FACADES ARE COMPOSED OF LESS THAN 50% GLAZING.
- GLAZING AREAS ARE DIVIDED BY A MINIMUM OF 6" WHERE NECESSARY SO THAT NO AREA EXCEEDS 50 SF.

PRELIMINARY
NOT FOR CONSTRUCTION

BLDG B.1
1617 SHERMAN AVE
VERMILION

1617 SHERMAN AVE
MADISON, WI 53704

2022.21.00

DATE	ISSUANCE/REVISIONS
01/17/2023	LAND USE APPLICATION
04/26/2023	URBAN DESIGN COMMISSION

BUILDING B.1 ELEVATIONS COLOR

A201B.1



1 SOUTH ELEVATION
A201B.2 1/8" = 1'-0"

0' 4' 8' 16'



2 WEST ELEVATION
A201B.2 1/8" = 1'-0"

0' 4' 8' 16'



3 NORTH ELEVATION
A201B.2 1/8" = 1'-0"

0' 4' 8' 16'

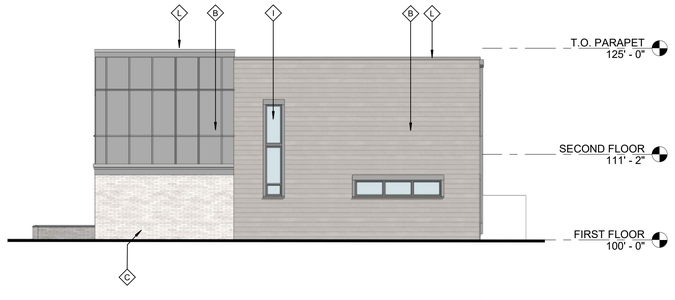

4 EAST ELEVATION
A201B.2 1/8" = 1'-0"

0' 4' 8' 16'

Potter Lawson

Success by **Design**

MATERIAL LEGEND

- A HARDIE PLANK LAP SIDING BEADED SMOOTH - IRON GRAY
- B HARDIE PLANK LAP SIDING BEADED SMOOTH - COBBLESTONE
- C ENDICOTT FACE BRICK - GRAY SANDS
- D ENDICOTT FACE BRICK - MANGANESE IRON SPOT
- E WOODTONE RUSTIC SERIES, JAMES HARDIE - SAND CASTLE, TYPICAL
- F HARDIE ARCHITECTURAL PANEL - FINE SAND PAINT
- G HARDIE ARCHITECTURAL PANEL - SEAGRASS PAINT
- H RAILING SYSTEM, TYPICAL
- I INTUS DOOR AND WINDOWS, TYPICAL
- J PRODIMA - PARKLEX NATURCLAD B CLADDING - MUSTARD
- K OVERHEAD COILING GARAGE DOOR
- L BRAKE METAL COPING - PAINT
- M ALUMINUM HOPPER AND DOWNSPOUT

GLAZING NOTES

APPROACH TO BIRD-FRIENDLY GLAZING:

- ALL FACADES ARE COMPOSED OF LESS THAN 50% GLAZING.
- GLAZING AREAS ARE DIVIDED BY A MINIMUM OF 6" WHERE NECESSARY SO THAT NO AREA EXCEEDS 50 SF.

PRELIMINARY
NOT FOR CONSTRUCTION

BLDG B.2
1617 SHERMAN AVE
VERMILION

1617 SHERMAN AVE
MADISON, WI 53704

2022.21.00

DATE	ISSUANCE/REVISIONS
01/17/2023	LAND USE APPLICATION
04/26/2023	URBAN DESIGN COMMISSION

BUILDING B.2 ELEVATIONS COLOR

A201B.2

3/23/2023 5:14:20 PM

©2022 Potter Lawson, Inc.



1 SOUTH ELEVATION
A201B.3 1/8" = 1'-0"

0' 4' 8' 16'



2 WEST ELEVATION
A201B.3 1/8" = 1'-0"

0' 4' 8' 16'



3 NORTH ELEVATION
A201B.3 1/8" = 1'-0"

0' 4' 8' 16'



4 EAST ELEVATION
A201B.3 1/8" = 1'-0"

0' 4' 8' 16'

3/23/2023 4:58:59 PM

©2022 Potter Lawson, Inc.

Potter Lawson

Success by Design

MATERIAL LEGEND

- A HARDIE PLANK LAP SIDING BEADED SMOOTH - IRON GRAY
- B HARDIE PLANK LAP SIDING BEADED SMOOTH - COBBLESTONE
- C ENDICOTT FACE BRICK - LIGHT GRAY BLEND
- D ENDICOTT FACE BRICK - MANGANESE IRON SPOT
- E WOODTONE RUSTIC SERIES, JAMES HARDIE - SAND CASTLE, TYPICAL
- F HARDIE ARCHITECTURAL PANEL - FINE SAND PAINT
- G HARDIE ARCHITECTURAL PANEL - SEAGRASS PAINT
- H RAILING SYSTEM, TYPICAL
- I INTUS DOOR AND WINDOWS, TYPICAL
- J PRODIMA - PARKLEX NATURCLAD B CLADDING - MUSTARD
- K OVERHEAD COILING GARAGE DOOR
- L BRAKE METAL COPING - PAINT
- M ALUMINUM HOPPER AND DOWNSPOUT

GLAZING NOTES

APPROACH TO BIRD-FRIENDLY GLAZING:

- ALL FACADES ARE COMPOSED OF LESS THAN 50% GLAZING.
- GLAZING AREAS ARE DIVIDED BY A MINIMUM OF 6" WHERE NECESSARY SO THAT NO AREA EXCEEDS 50 SF.

PRELIMINARY
NOT FOR CONSTRUCTION

BLDG B.3
1617 SHERMAN AVE
VERMILION

1617 SHERMAN AVE
MADISON, WI 53704

2022.21.00

DATE	ISSUANCE/REVISIONS
01/17/2023	LAND USE APPLICATION
04/26/2023	URBAN DESIGN COMMISSION

BUILDING B.3 ELEVATIONS COLOR

A201B.3



1 SOUTH ELEVATION
A202B.1 1/8" = 1'-0"

0' 4' 8' 16'



2 WEST ELEVATION
A202B.1 1/8" = 1'-0"

0' 4' 8' 16'



3 NORTH ELEVATION
A202B.1 1/8" = 1'-0"

0' 4' 8' 16'



4 EAST ELEVATION
A202B.1 1/8" = 1'-0"

0' 4' 8' 16'

MATERIAL LEGEND

- A HARDIE PLANK LAP SIDING BEADED SMOOTH - IRON GRAY
- B HARDIE PLANK LAP SIDING BEADED SMOOTH - COBBLESTONE
- C ENDICOTT FACE BRICK - LIGHT GRAY BLEND
- D ENDICOTT FACE BRICK - MANGANESE IRON SPOT
- E WOODTONE RUSTIC SERIES, JAMES HARDIE - SAND CASTLE, TYPICAL
- F HARDIE ARCHITECTURAL PANEL - FINE SAND PAINT
- G HARDIE ARCHITECTURAL PANEL - SEAGRASS PAINT
- H RAILING SYSTEM, TYPICAL
- I INTUS DOOR AND WINDOWS, TYPICAL
- J PRODIMA - PARKLEX NATURCLAD B CLADDING - MUSTARD
- K OVERHEAD COILING GARAGE DOOR
- L BRAKE METAL COPING - PAINT
- M ALUMINUM HOPPER AND DOWNSPOUT

PRELIMINARY
NOT FOR CONSTRUCTION

BLDG B.1
1617 SHERMAN AVE
VERMILION

1617 SHERMAN AVE
MADISON, WI 53704

2022.21.00

DATE	ISSUANCE/REVISIONS
01/17/2023	LAND USE APPLICATION
04/26/2023	URBAN DESIGN COMMISSION

BUILDING B.1 ELEVATIONS B/W

A202B.1

3/23/2023 4:58:59 PM

©2022 Potter Lawson, Inc.

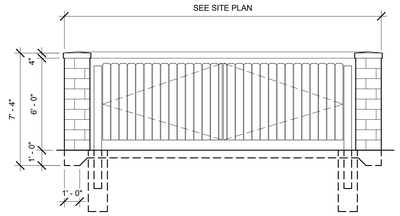

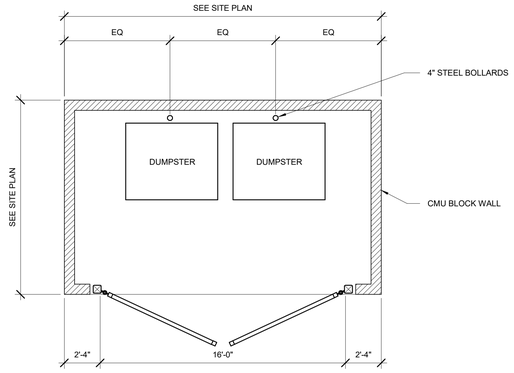

5 A202B.2 SITE - TRASH ENCLOSURE
1/4" = 1'-0"

0' 2' 4' 8'



1 A202B.2 SOUTH ELEVATION
1/8" = 1'-0"

0' 4' 8' 16'



2 A202B.2 WEST ELEVATION
1/8" = 1'-0"

0' 4' 8' 16'



3 A202B.2 NORTH ELEVATION
1/8" = 1'-0"

0' 4' 8' 16'



4 A202B.2 EAST ELEVATION
1/8" = 1'-0"

0' 4' 8' 16'

Potter Lawson
Success by Design

MATERIAL LEGEND

- A HARDIE PLANK LAP SIDING BEADED SMOOTH - IRON GRAY
- B HARDIE PLANK LAP SIDING BEADED SMOOTH - COBBLESTONE
- C ENDICOTT FACE BRICK - GRAY SANDS
- D ENDICOTT FACE BRICK - MANGANESE IRON SPOT
- E WOODTONE RUSTIC SERIES, JAMES HARDIE - SAND CASTLE, TYPICAL
- F HARDIE ARCHITECTURAL PANEL - FINE SAND PAINT
- G HARDIE ARCHITECTURAL PANEL - SEAGRASS PAINT
- H RAILING SYSTEM, TYPICAL
- I INTUS DOOR AND WINDOWS, TYPICAL
- J PRODIMA - PARKLEX NATURCLAD B CLADDING - MUSTARD
- K OVERHEAD COILING GARAGE DOOR
- L BRAKE METAL COPING - PAINT
- M ALUMINUM HOPPER AND DOWNSPOUT

PRELIMINARY
NOT FOR CONSTRUCTION

BLDG B.2
1617 SHERMAN AVE
VERMILION

1617 SHERMAN AVE
MADISON, WI 53704

2022.21.00

DATE	ISSUANCE/REVISIONS
01/17/2023	LAND USE APPLICATION
04/26/2023	URBAN DESIGN COMMISSION

BUILDING B.2 ELEVATIONS B/W

A202B.2

3/23/2023 5:14:21 PM

©2022 Potter Lawson, Inc.



1 SOUTH ELEVATION
A202B.3 1/8" = 1'-0"

0' 4' 8' 16'



2 WEST ELEVATION
A202B.3 1/8" = 1'-0"

0' 4' 8' 16'



3 NORTH ELEVATION
A202B.3 1/8" = 1'-0"

0' 4' 8' 16'

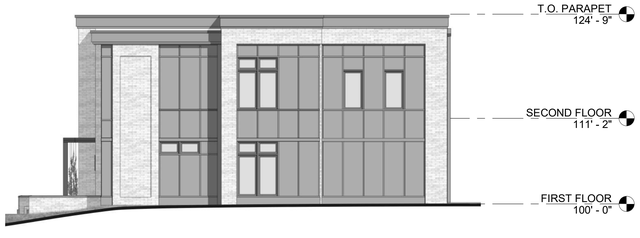

4 EAST ELEVATION
A202B.3 1/8" = 1'-0"

0' 4' 8' 16'

3/23/2023 4:58:59 PM

©2022 Potter Lawson, Inc.

Potter Lawson
Success by Design

MATERIAL LEGEND

- A HARDIE PLANK LAP SIDING BEADED SMOOTH - IRON GRAY
- B HARDIE PLANK LAP SIDING BEADED SMOOTH - COBBLESTONE
- C ENDICOTT FACE BRICK - LIGHT GRAY BLEND
- D ENDICOTT FACE BRICK - MANGANESE IRON SPOT
- E WOODTONE RUSTIC SERIES, JAMES HARDIE - SAND CASTLE, TYPICAL
- F HARDIE ARCHITECTURAL PANEL - FINE SAND PAINT
- G HARDIE ARCHITECTURAL PANEL - SEAGRASS PAINT
- H RAILING SYSTEM, TYPICAL
- I INTUS DOOR AND WINDOWS, TYPICAL
- J PRODIMA - PARKLEX NATURCLAD B CLADDING - MUSTARD
- K OVERHEAD COILING GARAGE DOOR
- L BRAKE METAL COPING - PAINT
- M ALUMINUM HOPPER AND DOWNSPOUT

PRELIMINARY
NOT FOR CONSTRUCTION

BLDG B.3
1617 SHERMAN AVE
VERMILION

1617 SHERMAN AVE
MADISON, WI 53704

2022.21.00

DATE	ISSUANCE/REVISIONS	⚠
01/17/2023	LAND USE APPLICATION	
04/26/2023	URBAN DESIGN COMMISSION	

BUILDING B.3 ELEVATIONS B/W

A202B.3

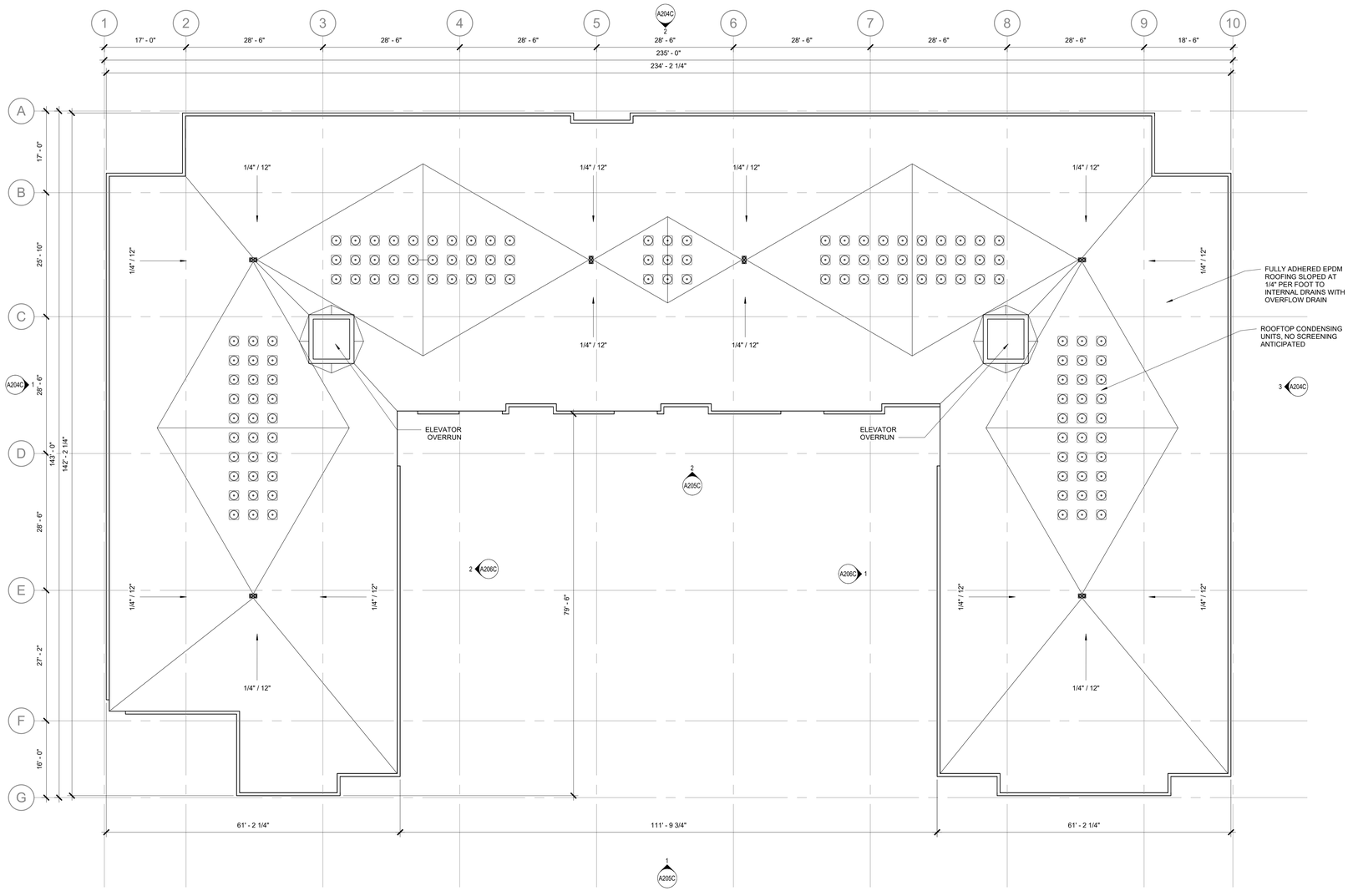

1 A106C ROOF PLAN - SCHEMATIC

3/32" = 1'-0"

N

0' 4' 8' 16' 32'

Potter Lawson

Success by Design

PRELIMINARY
NOT FOR CONSTRUCTION

BLDG C
1617 SHERMAN AVE
VERMILION

1617 SHERMAN AVE
MADISON, WI 53704

2022.21.00

DATE	ISSUANCE/REVISIONS
01/17/2023	LAND USE APPLICATION
01/30/2023	LAND USE APPLICATION - SUPPLEMENTAL INFO
04/26/2023	URBAN DESIGN COMMISSION

ROOF PLAN

A106C

3/24/2023 8:26:32 AM

©2022 Potter Lawson, Inc.



1 A201C WEST ELEVATION
3/32" = 1'-0"



2 A201C NORTH ELEVATION
3/32" = 1'-0"



3 A201C EAST ELEVATION
3/32" = 1'-0"

Potter Lawson
Success by Design

MATERIAL LEGEND

- A HARDIE PLANK LAP SIDING BEADED SMOOTH - IRON GRAY
- B HARDIE PLANK LAP SIDING BEADED SMOOTH - COBBLESTONE
- C ENDICOTT FACE BRICK - LIGHT GRAY BLEND
- D ENDICOTT FACE BRICK - MANGANESE IRON SPOT
- E WOODTONE RUSTIC SERIES, JAMES HARDIE - SAND CASTLE, TYPICAL
- F HARDIE ARCHITECTURAL PANEL - FINE SAND PAINT
- G HARDIE ARCHITECTURAL PANEL - SEAGRASS PAINT
- H RAILING SYSTEM, TYPICAL
- I INTUS DOOR AND WINDOWS, TYPICAL
- J PRODIMA - PARKLEX NATURCLAD B CLADDING - MUSTARD
- K OVERHEAD COILING GARAGE DOOR
- L BRAKE METAL COPING - PAINT
- M ALUMINUM HOPPER AND DOWNSPOUT

GLAZING NOTES

APPROACH TO BIRD-FRIENDLY GLAZING:
- ALL FACADES ARE COMPOSED OF LESS THAN 50% GLAZING.
- GLAZING AREAS ARE DIVIDED BY A MINIMUM OF 6" WHERE NECESSARY SO THAT NO AREA EXCEEDS 50 SF.

PRELIMINARY
NOT FOR CONSTRUCTION

BLDG C
1617 SHERMAN AVE
VERMILION

1617 SHERMAN AVE
MADISON, WI 53704

2022.21.00

DATE	ISSUANCE/REVISIONS
01/17/2023	LAND USE APPLICATION
01/30/2023	LAND USE APPLICATION - SUPPLEMENTAL INFO
04/26/2023	URBAN DESIGN COMMISSION

BUILDING ELEVATIONS COLOR

A201C

3/24/2023 8:26:34 AM

©2022 Potter Lawson, Inc.



1 A202C SOUTH ELEVATION

3/32" = 1'-0"

0' 4' 8' 16' 32'



2 A202C COURTYARD NORTH ELEVATION

3/32" = 1'-0"

0' 4' 8' 16' 32'

MATERIAL LEGEND

- A HARDIE PLANK LAP SIDING BEADED SMOOTH - IRON GRAY
- B HARDIE PLANK LAP SIDING BEADED SMOOTH - COBBLESTONE
- C ENDICOTT FACE BRICK - LIGHT GRAY BLEND
- D ENDICOTT FACE BRICK - MANGANESE IRON SPOT
- E WOODTONE RUSTIC SERIES, JAMES HARDIE - SAND CASTLE, TYPICAL
- F HARDIE ARCHITECTURAL PANEL - FINE SAND PAINT
- G HARDIE ARCHITECTURAL PANEL - SEAGRASS PAINT
- H RAILING SYSTEM, TYPICAL
- I INTUS DOOR AND WINDOWS, TYPICAL
- J PRODIMA - PARKLEX NATURCLAD B CLADDING - MUSTARD
- K OVERHEAD COILING GARAGE DOOR
- L BRAKE METAL COPING - PAINT
- M ALUMINUM HOPPER AND DOWNSPOUT

GLAZING NOTES

APPROACH TO BIRD-FRIENDLY GLAZING:

- ALL FACADES ARE COMPOSED OF LESS THAN 50% GLAZING.
- GLAZING AREAS ARE DIVIDED BY A MINIMUM OF 6" WHERE NECESSARY SO THAT NO AREA EXCEEDS 50 SF.

PRELIMINARY
NOT FOR CONSTRUCTION

BLDG C
1617 SHERMAN AVE
VERMILION

1617 SHERMAN AVE
MADISON, WI 53704

2022.21.00

DATE	ISSUANCE/REVISIONS
01/17/2023	LAND USE APPLICATION
01/30/2023	LAND USE APPLICATION - SUPPLEMENTAL INFO
04/26/2023	URBAN DESIGN COMMISSION

BUILDING ELEVATIONS COLOR

A202C

3/24/2023 8:26:35 AM

©2022 Potter Lawson, Inc.



1 A203C COURTYARD EAST ELEVATION

3/32" = 1'-0"

0' 4' 8' 16' 32'



2 A203C COURTYARD WEST ELEVATION

3/32" = 1'-0"

0' 4' 8' 16' 32'

MATERIAL LEGEND

- A HARDIE PLANK LAP SIDING BEADED SMOOTH - IRON GRAY
- B HARDIE PLANK LAP SIDING BEADED SMOOTH - COBBLESTONE
- C ENDICOTT FACE BRICK - LIGHT GRAY BLEND
- D ENDICOTT FACE BRICK - MANGANESE IRON SPOT
- E WOODTONE RUSTIC SERIES, JAMES HARDIE - SAND CASTLE, TYPICAL
- F HARDIE ARCHITECTURAL PANEL - FINE SAND PAINT
- G HARDIE ARCHITECTURAL PANEL - SEAGRASS PAINT
- H RAILING SYSTEM, TYPICAL
- I INTUS DOOR AND WINDOWS, TYPICAL
- J PRODIMA - PARKLEX NATURCLAD B CLADDING - MUSTARD
- K OVERHEAD COILING GARAGE DOOR
- L BRAKE METAL COPING - PAINT
- M ALUMINUM HOPPER AND DOWNSPOUT

GLAZING NOTES

APPROACH TO BIRD-FRIENDLY GLAZING:

- ALL FACADES ARE COMPOSED OF LESS THAN 50% GLAZING.
- GLAZING AREAS ARE DIVIDED BY A MINIMUM OF 6" WHERE NECESSARY SO THAT NO AREA EXCEEDS 50 SF.

Potter Lawson

Success by Design

PRELIMINARY
NOT FOR CONSTRUCTION

BLDG C
1617 SHERMAN AVE
VERMILION

1617 SHERMAN AVE
MADISON, WI 53704

2022.21.00

DATE	ISSUANCE/REVISIONS
01/17/2023	LAND USE APPLICATION
01/30/2023	LAND USE APPLICATION - SUPPLEMENTAL INFO
04/26/2023	URBAN DESIGN COMMISSION

BUILDING ELEVATIONS COLOR

A203C

3/24/2023 8:26:36 AM

©2022 Potter Lawson, Inc.



1 A204C WEST ELEVATION
3/32" = 1'-0"

0' 4' 8' 16' 32'



2 A204C NORTH ELEVATION
3/32" = 1'-0"

0' 4' 8' 16' 32'



3 A204C EAST ELEVATION
3/32" = 1'-0"

0' 4' 8' 16' 32'

MATERIAL LEGEND

- A HARDIE PLANK LAP SIDING BEADED SMOOTH - IRON GRAY
- B HARDIE PLANK LAP SIDING BEADED SMOOTH - COBBLESTONE
- C ENDICOTT FACE BRICK - LIGHT GRAY BLEND
- D ENDICOTT FACE BRICK - MANGANESE IRON SPOT
- E WOODTONE RUSTIC SERIES, JAMES HARDIE - SAND CASTLE, TYPICAL
- F HARDIE ARCHITECTURAL PANEL - FINE SAND PAINT
- G HARDIE ARCHITECTURAL PANEL - SEAGRASS PAINT
- H RAILING SYSTEM, TYPICAL
- I INTUS DOOR AND WINDOWS, TYPICAL
- J PRODIMA - PARKLEX NATURCLAD B CLADDING - MUSTARD
- K OVERHEAD COILING GARAGE DOOR
- L BRAKE METAL COPING - PAINT
- M ALUMINUM HOPPER AND DOWNSPOUT

PRELIMINARY
NOT FOR CONSTRUCTION

BLDG C
1617 SHERMAN AVE
VERMILION

1617 SHERMAN AVE
MADISON, WI 53704

2022.21.00

DATE	ISSUANCE/REVISIONS	Δ
01/17/2023	LAND USE APPLICATION	
01/30/2023	LAND USE APPLICATION - SUPPLEMENTAL INFO	
04/26/2023	URBAN DESIGN COMMISSION	

BUILDING ELEVATIONS B/W

A204C

3/24/2023 8:26:38 AM

©2022 Potter Lawson, Inc.



1 A205C SOUTH ELEVATION Copy 1

3/32" = 1'-0"

0' 4' 8' 16' 32'



2 A205C COURTYARD NORTH ELEVATION Copy 1

3/32" = 1'-0"

0' 4' 8' 16' 32'

Potter Lawson

Success by Design

PRELIMINARY
NOT FOR CONSTRUCTION

BLDG C
1617 SHERMAN AVE
VERMILION

1617 SHERMAN AVE
MADISON, WI 53704

2022.21.00

DATE	ISSUANCE/REVISIONS
01/17/2023	LAND USE APPLICATION
01/30/2023	LAND USE APPLICATION - SUPPLEMENTAL INFO
04/26/2023	URBAN DESIGN COMMISSION

BUILDING ELEVATIONS B/W

A205C

3/24/2023 8:26:39 AM

©2022 Potter Lawson, Inc.



1 A206C COURTYARD EAST ELEVATION Copy 1

3/32" = 1'-0"

0' 4' 8' 16' 32'



2 A206C COURTYARD WEST ELEVATION Copy 1

3/32" = 1'-0"

0' 4' 8' 16' 32'

Potter Lawson

Success by Design

PRELIMINARY
NOT FOR CONSTRUCTION

BLDG C
1617 SHERMAN AVE
VERMILION

1617 SHERMAN AVE
MADISON, WI 53704

2022.21.00

DATE	ISSUANCE/REVISIONS
01/17/2023	LAND USE APPLICATION
01/30/2023	LAND USE APPLICATION - SUPPLEMENTAL INFO
04/26/2023	URBAN DESIGN COMMISSION

BUILDING ELEVATIONS B/W

A206C

3/24/2023 8:26:39 AM

©2022 Potter Lawson, Inc.

BUILDING MATERIALS

BUILDINGS A AND C:



James Hardie Lap Siding
Iron Gray



Endicott Brick
Manganese Iron Spot



James Hardie Rustic Series Woodtone
Sand Castle



Intus Doors and Windows
Dark Bronze Color

BUILDINGS B1 AND B3:



Endicott Brick
Light Gray Blend Velour Texture



James Hardie Architectural Panel
Fine Sand -
Paint to match Iron Gray Lap Siding



Parklex Prodima Naturclad-B Cladding
Mustard Color



Intus Doors and Windows
Dark Bronze Color

BUILDING B2:



Endicott Brick
Light Gray Blend Velour Texture



James Hardie Architectural Panel
Sea Grass -
Paint Cream Froth OC-97



James Hardie Lap Siding
CobbleStone



Intus Doors and Windows
Dark Bronze Color

Potter Lawson
Success by Design

PRELIMINARY
NOT FOR CONSTRUCTION

1617 SHERMAN AVE

VERMILION

1617 SHERMAN AVE
MADISON, WI 53704

2022.21.00

DATE	ISSUANCE/REVISIONS
01/17/2023	LAND USE APPLICATION
01/30/2023	LAND USE APPLICATION - SUPPLEMENTAL INFO
02/13/2023	LANDMARKS COMMISSION REVIEW
04/26/2023	URBAN DESIGN COMMISSION

BUILDING MATERIALS

G002

3/24/2023 4:10:28 PM

©2022 Potter Lawson, Inc.





BUILDING A ALONG SHERMAN AVE.

Potter Lawson
Success by Design

FOR ILLUSTRATIVE PURPOSES ONLY. REFER TO LANDSCAPE DRAWING L100 FOR ACCURATE PLANTINGS.

PRELIMINARY
NOT FOR CONSTRUCTION

1617 SHERMAN AVE

VERMILION

1617 SHERMAN AVE
MADISON, WI 53704

2022.21.00

DATE	ISSUANCE/REVISIONS
01/17/2023	LAND USE APPLICATION
01/30/2023	LAND USE APPLICATION - SUPPLEMENTAL INFO
04/26/2023	URBAN DESIGN COMMISSION

BUILDING A PERSPECTIVES

G003

3/24/2023 4:10:28 PM

©2022 Potter Lawson, Inc.



BUILDING A NEW STREET ACTIVATION



BUILDING A - SHERMAN AVE STREET ACTIVATION

Potter Lawson
Success by Design

PRELIMINARY
NOT FOR CONSTRUCTION

1617 SHERMAN AVE

VERMILION

1617 SHERMAN AVE
MADISON, WI 53704

2022.21.00

DATE	ISSUANCE/REVISIONS
01/30/2023	LAND USE APPLICATION - SUPPLEMENTAL INFO
04/26/2023	URBAN DESIGN COMMISSION

BUILDING A STREET ACTIVATION

G004

3/24/2023 4:10:28 PM

©2022 Potter Lawson, Inc.



GREEN ROOF



GREEN ROOF

Potter Lawson
Success by Design

PRELIMINARY
NOT FOR CONSTRUCTION

1617 SHERMAN AVE

VERMILION

1617 SHERMAN AVE
MADISON, WI 53704

2022.21.00

DATE	ISSUANCE/REVISIONS
01/30/2023	LAND USE APPLICATION - SUPPLEMENTAL INFO
04/26/2023	URBAN DESIGN COMMISSION

GREEN ROOF PERSPECTIVES

G005

3/24/2023 4:10:28 PM

©2022 Potter Lawson, Inc.



BUILDING A SOUTHEAST ELEVATION



BUILDING B.2 FRONT ENTRY

Potter Lawson
Success by Design

PRELIMINARY
NOT FOR CONSTRUCTION

1617 SHERMAN AVE

VERMILION

1617 SHERMAN AVE
MADISON, WI 53704

2022.21.00

DATE	ISSUANCE/REVISIONS
01/30/2023	LAND USE APPLICATION - SUPPLEMENTAL INFO
04/26/2023	URBAN DESIGN COMMISSION

BUILDING A AND B.2 PERSPECTIVES

G006

3/24/2023 4:10:29 PM

©2022 Potter Lawson, Inc.



BUILDING B.1 STREET ACTIVATION



BUILDING B.1 ALONG NEW STREET.

Potter Lawson
Success by Design

PRELIMINARY
NOT FOR CONSTRUCTION

1617 SHERMAN AVE

VERMILION

1617 SHERMAN AVE
MADISON, WI 53704

2022.21.00

DATE	ISSUANCE/REVISIONS
01/30/2023	LAND USE APPLICATION - SUPPLEMENTAL INFO
04/26/2023	URBAN DESIGN COMMISSION

BUILDING B.1 PERSPECTIVES

G007

3/24/2023 4:10:29 PM

©2022 Potter Lawson, Inc.



BUILDING C STREET ACTIVATION ALONG NEW STREET



BUILDING C SOUTH ELEVATION

Potter Lawson
Success by Design

PRELIMINARY
NOT FOR CONSTRUCTION

1617 SHERMAN AVE

VERMILION

1617 SHERMAN AVE
MADISON, WI 53704

2022.21.00

DATE	ISSUANCE/REVISIONS
01/30/2023	LAND USE APPLICATION - SUPPLEMENTAL INFO
04/26/2023	URBAN DESIGN COMMISSION

BUILDING C PERSPECTIVES

G008

3/24/2023 4:10:29 PM

©2022 Potter Lawson, Inc.

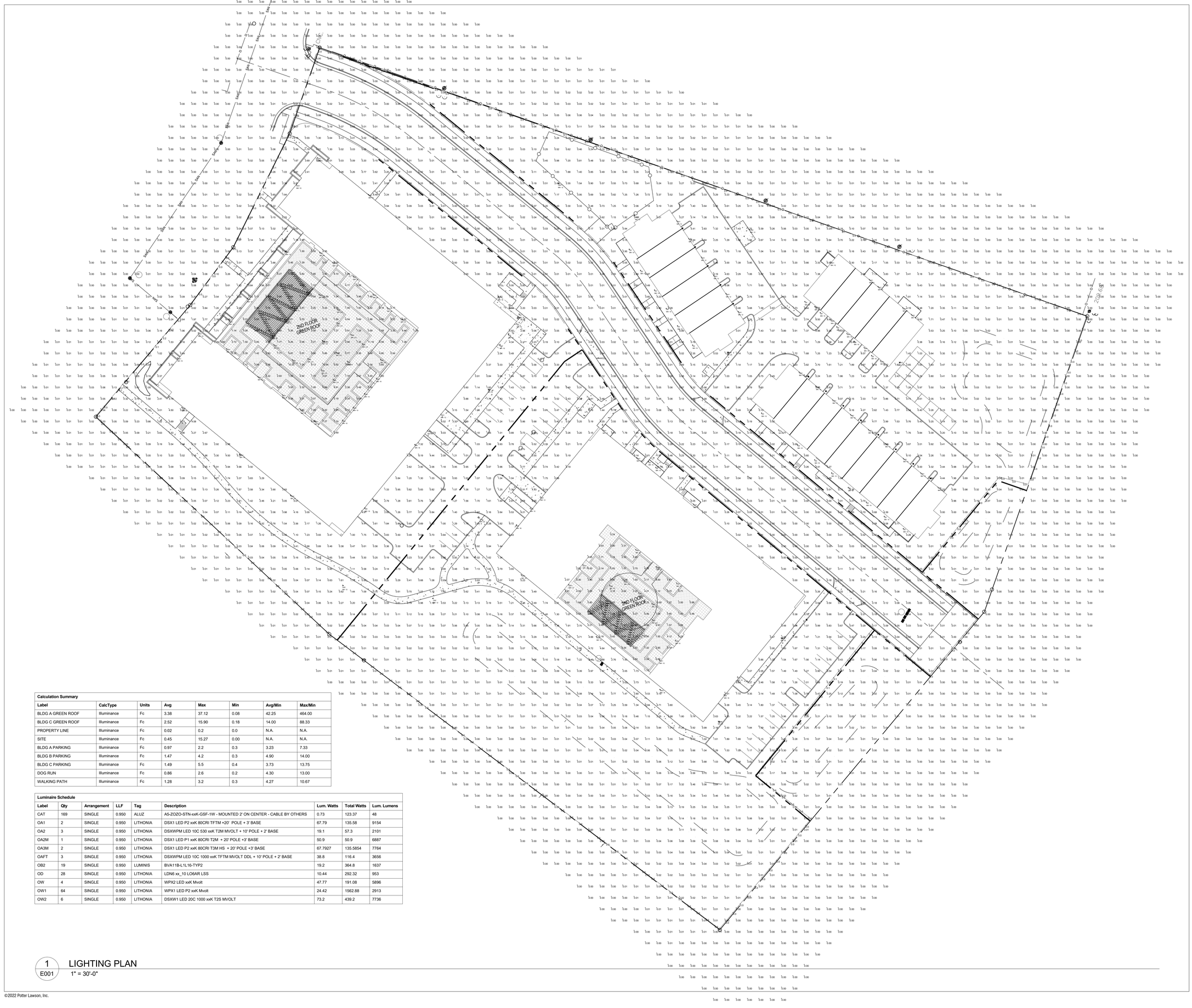
2ND FLOOR GREEN ROOF
2ND FLOOR GREEN ROOF
2ND FLOOR GREEN ROOF
SAN
SAN
SAN

Potter Lawson

Success by Design

1617 SHERMAN AVE

VERMILION

1617 SHERMAN AVE

MADISON, WI 53704

2022.21.00

DATE	ISSUANCE/REVISIONS
01/17/2023	LAND USE APPLICATION
01/30/2023	LAND USE APPLICATION - SUPPLEMENTAL INFO
04/26/2023	URBAN DESIGN COMMISSION

PRELIMINARY
NOT FOR CONSTRUCTION

LIGHTING CUT SHEETS

E002

3/24/2023 4:10:30 PM

©2022 Potter Lawson, Inc.

Submitted by Enterprise Lighting, LTD | Job Name: 1617 Sherman Ave - Site | Catalog Number: A5-ZOZO-STN-24-XXK-GSF-WET-169 | Type: CAT | Notes: | ELLZS-118618

ALUZ

A5 Series | String / Festoon
ZOZO Standard
(A5-ZOZO-STN)

TYPE















CANOPY OPTIONS
(Click image to see individual submittal)

GENERAL FEATURES

Applications	Indoor and Outdoor
Length	Built to Order (+/- 1/8" Tolerance)
Finish	Black
Feed	Standard 6' Power Lead
Strain Relief	Cable (Included, Not for Mounting)
Mounting	Mounting Aircraft Cable (Sold Separately)
Listing	Dry or Wet Location ANSI/UL1598 CSA 22.2 No. 250.0-04, 2nd Edition
Options	Mesh, Canopies, or Cages
UV Rating	Sun-Light Resistance
Installation Link	

ELECTRICAL

Dimming	Forward Phase
Maximum Run	250' without Canopies with Canopies
System	20 Amps (12 Gauge Wire)
Wattage	7W per Lamps
Luminaire Voltage	120V

LAMP SPECIFICATIONS

Lamp Number	Correlated/Color Temperature	Description	Available Lamp Shapes
2kK	2420 Kelvin	Incandescent White	**G25,**
27K	2700 Kelvin	Warm White	**G5K G5FL, S5F, S5C**
30K	3000 Kelvin	Warm White	**G5FL**
50K	5000 Kelvin	Cool White	**G5K G5FL, S5F, S5C**
R	Red	621nm	**G5F, S5C**
G	Green	525nm	**G5F, S5C**
B	Blue	470nm	**G5F, S5C**
A	Amber	590nm	**G5F, S5C**

1170 North Red Gum Street, Anaheim, CA 92806
aluz lighting | info@aluz.lighting | 866.ALUZ.LTG | 714.535.7900
© ALUZ All rights reserved. ALUZ reserves the right to make changes or withdraw specifications without prior notice.

Specification Submittal
Page 1 of 4
3 / 11 / 2022 / Rev 5

Submitted On: Jan 13, 2023 | 1/4 | Index Page

Submitted by Enterprise Lighting, LTD | Job Name: 1617 Sherman Ave - Site | Catalog Number: A5-ZOZO-STN-24-XXK-GSF-WET-169 | Type: CAT | Notes: | ELLZS-118618

ALUZ

A5 Series | String / Festoon
ZOZO Standard
(A5-ZOZO-STN)

TYPE

LAMP OPTIONS

Lamp Image & Dimensions



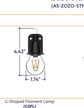



Lamp Name # Product Code	G-Shaped Lamp (G5F)	G-Shaped Filament Lamp (G5FL)	S-Shaped Lamp (S5F)	S-Shaped Clear Lamp (S5C)
Lamp Type	Standard LED	Filament LED	Standard LED	Standard LED
Material	Polymer Plastic	Glass	Polymer Plastic	Polymer Plastic
Lamp Life	20,000 hrs.	25,000 hrs.	20,000 hrs.	20,000 hrs.
Lumens	42	256	42	42
Beam Angle	360°	360°	360°	360°
Appearance	Frosted	Clear	Frosted	Clear, Textured
CCT & Colors	2kK, 27K, 30K, 50K, R, G, B, A	2kK, 27K, 30K, 50K	27K, 50K, R, G, B, A	27K, 50K, R, G, B, A
Lamp Watts	7W	3W	1W	1W

Note: Lamp dimensions are subject to change without notice.

SPECIFY PRODUCT CODE | CHOOSE FROM DROP DOWNS

Series	Spacing	Lamp	verify color temp	Dimming	Listing	Luminaire Length
						169

(Standard No Canopy) (A5-ZOZO-STN)	Spacing	Lamp	Dimming	Listing	Luminaire Length
(Standard No Canopy) (A5-ZOZO-STN)	12" on Center (12")	1900K, G-Shape (G5F-GSF)			Specify Length in Feet. Example: 100'
	18" on Center (18")	1900K, C-Shape (S5K-GSF)	Forward Phase (FW)	Indoor (IDRY)	
Round Canopy (A5-ZOZO-RND)	24" on Center (24")	Red, G-Shape (R-GSF)	Leave Blank for Non-Dimming	Outdoor (WET)	
	36" on Center (36")	Green, C-Shape (G-CSF)			
Round Canopy with Cage (A5-ZOZO-RNC)	48" on Center (48")	Blue, G-Shape (B-GSF)			
	60" on Center (60")	Amber, C-Shape (A-GSF)			
Cone Canopy (A5-ZOZO-CON)		2600K, C-Shape Filament (2kK-GSFL)			
		2700K, C-Shape Filament (27K-GSFL)			
Cone Canopy with Cage (A5-ZOZO-CNC)		3000K, C-Shape Filament (30K-GSFL)			
		5000K, C-Shape Filament (50K-GSFL)			
Bell Canopy (A5-ZOZO-BLL)		2700K, S-Shape Frosted (27K-SSF)			
		5000K, S-Shape Frosted (50K-SSF)			
Flat Canopy (A5-ZOZO-FLT)		Orange, S-Shape Frosted (OR-SSF)			
		2700K, S-Shape Clear (27K-SSC)			
Mesh Canopy (A5-ZOZO-MSH)		5000K, S-Shape Clear (50K-SSC)			
		Red, S-Shape Clear (R-SSC)			
Barrel Canopy (A5-ZOZO-BRL)		Green, S-Shape Clear (G-SSC)			
		Blue, S-Shape Clear (B-SSC)			
Hat Canopy (A5-ZOZO-HAT)		Amber, S-Shape Clear (A-SSC)			

Note: Standard Canopy Inside / Outside Finish is Black. Refer to individual submittal for other finish options.

1170 North Red Gum Street, Anaheim, CA 92806
aluz lighting | info@aluz.lighting | 866.ALUZ.LTG | 714.535.7900
© ALUZ All rights reserved. ALUZ reserves the right to make changes or withdraw specifications without prior notice.

Specification Submittal
Page 2 of 4
3 / 11 / 2022 / Rev 5

Submitted On: Jan 13, 2023 | 2/4 | Index Page

Submitted by Enterprise Lighting, LTD | Job Name: 1617 Sherman Ave - Site | Catalog Number: A5-ZOZO-STN-24-XXK-GSF-WET-169 | Type: CAT | Notes: | ELLZS-118618

ALUZ

ACCESSORIES (Sold Separately)



Vinyl Plastic End Cap
TVA Durometer
(A5-ZOZO-EC)

Part #	Qty
A5-ZOZO-EC	

Note: Use 1 End Cap for each run.



120V Power Plug w/ Rubber Casing
(A5-ZOZO-PP)

Part #	Qty
A5-ZOZO-PP	

Note: Use 1 Power Plug for each run. If application will not be hardwired.

MOUNTING OPTIONS (Sold Separately - Click image to see cut sheet, if applicable)



Mounting Plate/ Stainless Steel
(A5-ZOZO-MP)

Part #	Qty
A5-ZOZO-MP	

Note: Use Mounting Plates as needed. Maximum 360° weight per mount.



Part #	Length	Qty.
A5-ZOZO-AC-10		

Note: Order Cable length as needed. Maximum 360° weight per mount.



Part #	Qty
A5-ZOZO-CL-10	

Note: Use Mounting Plates as needed. Refer to individual instructions for alternative mounting methods.

1170 North Red Gum Street, Anaheim, CA 92806
aluz lighting | info@aluz.lighting | 866.ALUZ.LTG | 714.535.7900
© ALUZ All rights reserved. ALUZ reserves the right to make changes or withdraw specifications without prior notice.

Specification Submittal
Page 3 of 4
3 / 11 / 2022 / Rev 5

Submitted On: Jan 13, 2023 | 3/4 | Index Page

Submitted by Enterprise Lighting, LTD | Job Name: 1617 Sherman Ave - Site | Catalog Number: A5-ZOZO-STN-24-XXK-GSF-WET-169 | Type: CAT | Notes: | ELLZS-118618

ALUZ

A5 Series | String / Festoon
ZOZO Standard
(A5-ZOZO-STN)

TYPE

DESIGN GUIDELINES

Straight Run



Swayed Run



Note: 10% is typically added to overall length for swayed run applications.

HARDWIRE INSTALLATION (Wet Location)



POWER PLUG INSTALLATION (Wet Location)



INSTALLATION OPTIONS

Building to Building



Tree to Tree



Pole to Building



Pole to Pole



INSTALLATION RECOMMENDATIONS

- Determine if aircraft cable will be used.
- Determine length of string light and multiply by weight.
- An engineer must choose the proper aircraft cable to handle the tension, based on length and weight to prevent product from sagging.
- An engineer must determine the strength of the structure where the product will be hung to withstand tension calculation from previous step.
- If installing on a pole, check with pole manufacturer to confirm the pole can handle the stress.
- String light is hung to the above aircraft cable using the hooks. Secure hooks to aircraft cable by crimping or using stainless steel tie wraps.
- The supplied aircraft cable is designed to prevent strain on the wire. An additional aircraft cable is required to hang string light.

WEIGHT PER FOOT

Series	Spacing Selection	Approximate Weight
2020 Standard (A5-ZOZO-STN)	12" on Center (12")	0.30 lbs per foot
	18" on Center (18")	0.24 lbs per foot
	24" on Center (24")	0.21 lbs per foot
	36" on Center (36")	0.18 lbs per foot
	48" on Center (48")	0.17 lbs per foot
	60" on Center (60")	0.16 lbs per foot

1170 North Red Gum Street, Anaheim, CA 92806
aluz lighting | info@aluz.lighting | 866.ALUZ.LTG | 714.535.7900
© ALUZ All rights reserved. ALUZ reserves the right to make changes or withdraw specifications without prior notice.

Specification Submittal
Page 4 of 4
3 / 11 / 2022 / Rev 5

Submitted On: Jan 13, 2023 | 4/4 | Index Page

Submitted by Enterprise Lighting, LTD | Job Name: 1617 Sherman Ave - Site | Catalog Number: DSX1 LED P2 **K TFTM MVOLT SPA STD FINISH G1 | Type: OA1 | Notes: | ELLZS-118618



D-Series Size 1
Legacy LED Area Luminaire

Buy American

Specifications

EPA:	0.66 ft² (0.06m²)
Length:	31" (787mm)
Width:	13" (330mm)
Height H1:	5.52" (140mm)
Height H2:	5.12" (130mm)
Weight (max):	27 lbs (12kg)



Introduction

The modern styling of the D-Series is striking yet unintrusive, featuring a bold, progressive design that works well in a range of building environment. The D-Series distills the benefits of the latest in LED technology into a high performance, high efficacy, long-life luminaire.

The outstanding photometric performance results in sites with excellent uniformity, greater pole spacing and lower power density. It is ideal for a variety of general applications in pedestrian and area lighting and can expect exh typical energy savings of 65% and expected service life of over 100,000 hours.

Ordering Information

VERIFY

EXAMPLE: DSX1 LED P7 40K T3M MVOLT SPA NLTAIR2 PIRHN DDBXD G1

DSX1 LED									
Series	**LEDs**	**Color temperature**	**Distribution**		**Voltage**	**Mounting***	
DSX1 LED	**Forward optics** P1 P4 P2 P5 P3 P6 **Rotated optics** P10 P12 P11 P13	30K 3000K 40K 4000K 50K 5000K	T1S Type I short T2S Type II short T2M Type II medium T3S Type III short T3M Type III medium T4M Type IV medium TFTM Forward throw medium		SPA Square pole mounting RPA Round pole mounting WBA Wall bracket SPUMBA Square pole universal mounting adaptor ‡ RPUMBA Round pole universal mounting adaptor ‡ **Shipped separately** BSPUMBA Square pole mounting adaptor ‡ RPUMBA Round pole mounting adaptor ‡	
Control options			**Other options**		**Finish (required)**		
Shipped installed NLTAIR2 nLight AIR generation 2 enabled ^ PIR High/low, motion/ambient sensor, 8-15' mounting height, ambient sensor enabled at 5fc ^ PIRH High/low, motion/ambient sensor, 15-30' mounting height, ambient sensor enabled at 5fc ^ PIRHTW High/low, motion/ambient sensor, 8-15' mounting height, ambient sensor enabled at 5fc, tamper-resistant screws ^ PER5 Five-pin receptacle only (controls ordered separately) ^,‡ PER7 Seven-pin receptacle only (controls ordered separately) ^,‡ PIRHTCR 8- foot, motion/ambient sensor, 15-30' mounting height, ambient sensor enabled at 5fc ^ DMG 0-10v dimming wire pulled outside fixture (for use with an external control, ordered separately) ^ DS Dual switching ^,††,‡		**Shipped installed** SF Single fuse (120, 277, 347V) ^ DF Double fuse (208, 240, 480V) ^ HS House-side shield ^ **Shipped separately** BSW Bird deterrent spikes WG Wire guard VG Vandal guard DDL Diffused drop lens		DDBXD Dark bronze DBLXD Black DNAXD Natural aluminum DWHXD White DSSTXD Textured sand dune DBLBXD Textured black DNATXD Textured natural aluminum DWHGXD Textured white DDBTXD Textured dark bronze DBLXD Textured black DNAXD Natural aluminum DWHXD White DSSTXD Sandstone		

Accessories

DSXWPU	Square pole universal mounting adaptor (specify finish)
DSXRPU	Round pole universal mounting adaptor (specify finish)
DSXWBA	Wall bracket (specify finish)
DSXSPA	Square pole mounting adaptor (specify finish)
DSXRPA	Round pole mounting adaptor (specify finish)
DSXWHIP	Quick connect whip (specify # and AWG)
DSXEWC	Emergency battery backup, CEC compliant (cold weather)
DSXBAA	Buy American Act Compliant

Lithonia Lighting | One Lithonia Way • Conyers, Georgia 30012 • Phone: 1-800-705-SERV (7378) • www.lithonia.com
© 2017-2021 Acuity Brands Lighting, Inc. All rights reserved.

DSX1 LED G1
Rev. 01/11/23
Page 1 of 6

Submitted On: Jan 13, 2023 | 1/6 | Index Page

Submitted by Enterprise Lighting, LTD | Job Name: 1617 Sherman Ave - Site | Catalog Number: DSX1 LED P2 **K TFTM MVOLT SPA STD FINISH G1 | Type: OA1 | Notes: | ELLZS-118618

Ordering Information

VERIFY

EXAMPLE: DSX1 LED P2 40K T3M MVOLT SPA STD FINISH G1

DSX1 LED									
Series	**LEDs**	**Color temperature**	**Distribution**		**Voltage**	**Mounting***	
DSX1 LED	**Forward optics** P1 P4 P2 P5 P3 P6 **Rotated optics** P10 P12 P11 P13	30K 3000K 40K 4000K 50K 5000K	T1S Type I short T2S Type II short T2M Type II medium T3S Type III short T3M Type III medium T4M Type IV medium TFTM Forward throw medium		SPA Square pole mounting RPA Round pole mounting WBA Wall bracket SPUMBA Square pole universal mounting adaptor ‡ RPUMBA Round pole universal mounting adaptor ‡ **Shipped separately** BSPUMBA Square pole mounting adaptor ‡ RPUMBA Round pole mounting adaptor ‡	
Control options			**Other options**		**Finish (required)**		
Shipped installed NLTAIR2 nLight AIR generation 2 enabled ^ PIR High/low, motion/ambient sensor, 8-15' mounting height, ambient sensor enabled at 5fc ^ PIRH High/low, motion/ambient sensor, 15-30' mounting height, ambient sensor enabled at 5fc ^ PIRHTW High/low, motion/ambient sensor, 8-15' mounting height, ambient sensor enabled at 5fc, tamper-resistant screws ^ PER5 Five-pin receptacle only (controls ordered separately) ^,‡ PER7 Seven-pin receptacle only (controls ordered separately) ^,‡ DMG 0-10v dimming wire pulled outside fixture (for use with an external control, ordered separately) ^ DS Dual switching ^,††,‡		**Shipped installed** SF Single fuse (120, 277, 347V) ^ DF Double fuse (208, 240, 480V) ^ HS House-side shield ^ **Shipped separately** BSW Bird deterrent spikes WG Wire guard VG Vandal guard DDL Diffused drop lens		DDBXD Dark bronze DBLXD Black DNAXD Natural aluminum DWHXD White DSSTXD Sandstone	DDBTXD Textured dark bronze DBLBXD Textured black DNATXD Textured natural aluminum DWHGXD Textured white DSSTXD Textured sandstone	

Accessories

DSXWPU	Square pole universal mounting adaptor (specify finish)
DSXRPU	Round pole universal mounting adaptor (specify finish)
DSXWBA	Wall bracket (specify finish)
DSXSPA	Square pole mounting adaptor (specify finish)
DSXRPA	Round pole mounting adaptor (specify finish)
DSXWHIP	Quick connect whip (specify # and AWG)
DSXEWC	Emergency battery backup, CEC compliant (cold weather)
DSXBAA	Buy American Act Compliant

Lithonia Lighting | One Lithonia Way • Conyers, Georgia 30012 • Phone: 1-800-705-SERV (7378) • www.lithonia.com
© 2017-2021 Acuity Brands Lighting, Inc. All rights reserved.

DSXWPU LED
Rev. 04/19/21
Page 1 of 6

Submitted On: Jan 13, 2023 | 1/6 | Index Page

Submitted by Enterprise Lighting, LTD | Job Name: 1617 Sherman Ave - Site | Catalog Number: DSX1 LED P2 **K TFTM MVOLT SPA STD FINISH G1 | Type: OA1 | Notes: | ELLZS-118618

FEATURES & SPECIFICATIONS

INTENDED USE
The sleek design of the D-Series Size 1 reflects the embedded high performance LED technology. It is ideal for many commercial and municipal applications, such as parking lots, plazas, campuses, and streetscapes.

CONSTRUCTION
Single-piece cast aluminum housing has integral heat sink fins to optimize thermal management through conductive and convective cooling. Modular design allows for ease of service and future upgrades. Housing and door frame of the LED drivers are mounted in direct contact with the casting to promote low operating temperature and long life. Housing is completely sealed against moisture and environmental contaminants (IP66). Low EPA (0.7 ft²) for optimized pole wind loading.

FINISH
Exterior parts are protected by a zinc-infused Super Durable TGIC thermoset powder coat finish that provides superior resistance to corrosion and weathering. A rigid, controlled multi-stage process ensures a minimum 3 mils thickness for a finish that can withstand extreme climate changes without cracking or peeling. Available in both textured and non-textured finishes.

OPTICS
Precision-molded proprietary acrylic lenses are engineered for superior area lighting distribution, uniformity and spacing. Light engines are available in standard 3000 K, 4000 K and 5000 K (70 CRI) configurations. The D-Series Size 1 is available in 12 distributions, including Type I, Type II, Type III, Type IV and a Forward Throw, all consistent with the ESD™ and Green Globes™ criteria for eliminating wasteful uplight.

ELECTRICAL
Light engine configurations consist of high-efficacy LEDs mounted to metal-core boards. Class 1 electronic drivers are designed to have a minimum BF of 0.9. 50,000/100,000 hours at 25°C/ Class 1 electronic drivers are designed to have a power factor >90%, THD <20%, and an expected life of 100,000 hours with >=74% lumen maintenance at 60,000 hours per IESNA TM-21. Class 1 device meets a minimum Category C Low operation per ANSI/IEEE C62.41.2.

STANDARD CONTROLS
The DSX1 LED area luminaire has a number of control options. DSX Size 1, comes standard with 0-10V dimming drivers. Dusk to dawn controls can be utilized via optional NEMA twist-lock photocell receptacles. Integrated motion sensors with on-board photocells feature field adjustable programing and are suitable for mounting heights up to 40 feet.

nLIGHT AIR CONTROLS
The DSX1 LED area luminaire is also available with nLight® AIR for the ultimate in wireless control. This powerful controls platform provides out-of-the-box basic motion sensing and photocontrol functionality and is suitable for mounting heights up to 40 feet. Once commissioned using a smartphone and the easy-to-use CLAIRITY app, nLight AIR equipped luminaires can be grouped, resulting in motion sensor and photocell group response without the need for additional hardware. Wireless nLight AIR enabled luminaires can be controlled via a mobile app when used with the nLight Eclipse. Additional information about nLight Air can be found here.

INSTALLATION
Included mounting block and integral arm facilitate quick and easy installation and allow for adjustment prior to fixture being secured to the pole. Luminaire weighs only 27 lbs (12 kg) without options. Integral arm is designed to meet ANSI C136.31. The D-Series Size 1 utilizes the AERIS™ series pole drilling pattern (template #8). NEMA photocontrol receptacle are also available.

LISTINGS
CSA certified to meet U.S. and Canadian standards. UL Listed for wet locations. Light engines are IP66 rated. Luminaire is IP65 rated. Rated for -40°C minimum ambient. U.L. Patent No. D672,492 5. International patent pending.

Designlights Consortium® (DLC) Premium qualified product and DLC qualified product. Not all versions of this product may be DLC Premium qualified or DLC qualified. Please refer to the DLC Premium or DLC qualified list at www.designlights.org to confirm which versions are qualified.

International Dark-Sky Association (IDA) Fixture Seal of Approval (FSA) is available for all products on this page utilizing 3000K color temperature only.

BUY AMERICAN ACT
Product with the BAA option is assembled in the USA and meets the Buy American(a) government procurement requirements under FAR, DFARS and DOT domestic preference. Please refer to www.acuitybrands.com/buy-american for additional information.

WARRANTY
5-year limited warranty. This is the only warranty provided and no other statements in this specification sheet create any warranty of any kind. All other express and implied warranties are disclaimed. Complete warranty terms located at www.acuitybrands.com/support/warranty-terms-and-conditions

Note: Actual performance may differ as a result of end-user environment and application.
All values are design or typical values, measured under laboratory conditions at 25 °C.
Specifications subject to change without notice.

Lithonia Lighting | One Lithonia Way • Conyers, Georgia 30012 • Phone: 1-800-705-SERV (7378) • www.lithonia.com
© 2017-2021 Acuity Brands Lighting, Inc. All rights reserved.

DSX1 LED G1
Rev. 01/11/23
Page 2 of 6

Submitted On: Jan 13, 2023 | 2/6 | Index Page

Submitted by Enterprise Lighting, LTD | Job Name: 1617 Sherman Ave - Site | Catalog Number: DSX1 LED P2 **K TFTM MVOLT SPA STD FINISH G1 | Type: OA1 | Notes: | ELLZS-118618

Ordering Information

VERIFY

EXAMPLE: DSX1 LED P7 40K T3M MVOLT SPA NLTAIR2 PIRHN DDBXD G1

DSX1 LED									
Series	**LEDs**	**Color temperature**	**Distribution**		**Voltage**	**Mounting***	
DSX1 LED	**Forward optics** P1 P4 P2 P5 P3 P6 **Rotated optics** P10 P12 P11 P13	30K 3000K 40K 4000K 50K 5000K	T1S Type I short T2S Type II short T2M Type II medium T3S Type III short T3M Type III medium T4M Type IV medium TFTM Forward throw medium		SPA Square pole mounting RPA Round pole mounting WBA Wall bracket SPUMBA Square pole universal mounting adaptor ‡ RPUMBA Round pole universal mounting adaptor ‡ **Shipped separately** BSPUMBA Square pole mounting adaptor ‡ RPUMBA Round pole mounting adaptor ‡	
Control options			**Other options**		**Finish (required)**		
Shipped installed NLTAIR2 nLight AIR generation 2 enabled ^ PIR High/low, motion/ambient sensor, 8-15' mounting height, ambient sensor enabled at 5fc ^ PIRH High/low, motion/ambient sensor, 15-30' mounting height, ambient sensor enabled at 5fc ^ PIRHTW High/low, motion/ambient sensor, 8-15' mounting height, ambient sensor enabled at 5fc, tamper-resistant screws ^ PER5 Five-pin receptacle only (controls ordered separately) ^,‡ PER7 Seven-pin receptacle only (controls ordered separately) ^,‡ DMG 0-10v dimming wire pulled outside fixture (for use with an external control, ordered separately) ^ DS Dual switching ^,††,‡		**Shipped installed** SF Single fuse (120, 277, 347V) ^ DF Double fuse (208, 240, 480V) ^ HS House-side shield ^ **Shipped separately** BSW Bird deterrent spikes WG Wire guard VG Vandal guard DDL Diffused drop lens		DDBXD Dark bronze DBLXD Black DNAXD Natural aluminum DWHXD White DSSTXD Sandstone	DDBTXD Textured dark bronze DBLBXD Textured black DNATXD Textured natural aluminum DWHGXD Textured white DSSTXD Textured sandstone	

Accessories

DSXWPU	Square pole universal mounting adaptor (specify finish)
DSXRPU	Round pole universal mounting adaptor (specify finish)
DSXWBA	Wall bracket (specify finish)
DSXSPA	Square pole mounting adaptor (specify finish)
DSXRPA	Round pole mounting adaptor (specify finish)
DSXWHIP	Quick connect whip (specify # and AWG)
DSXEWC	Emergency battery backup, CEC compliant (cold weather)
DSXBAA	Buy American Act Compliant

Lithonia Lighting | One Lithonia Way • Conyers, Georgia 30012 • Phone: 1-800-705-SERV (7378) • www.lithonia.com
© 2017-2021 Acuity Brands Lighting, Inc. All rights reserved.

DSX1 LED G1
Rev. 01/11/23
Page 3 of 6

Submitted On: Jan 13, 2023 | 3/6 | Index Page

Submitted by Enterprise Lighting, LTD | Job Name: 1617 Sherman Ave - Site | Catalog Number: DSX1 LED P2 **K TFTM MVOLT SPA STD FINISH G1 | Type: OA1 | Notes: | ELLZS-118618

Photometric Diagrams

To see complete photometric reports or download .ies files for this product, visit Lithonia Lighting's D Series Area Size 1 homepage.

Isofootcandle plots for the DSX1 LED P7 40K 60 CRI. Distances are in units of mounting height (25').

LEGEND
- 0.5 fc
- 1.0 fc
- 1.5 fc



Performance Data

Lumen Ambient Temperature (LAT) Multipliers

Use these factors to determine relative lumen output for average ambient temperatures from 0°C to 50°C (32°F to 122°F).

Ambient	Lumen Multiplier
0°C	1.04
5°C	1.04
10°C	1.03
15°C	1.02
20°C	1.01
25°C	**1.00**
30°C	0.99
35°C	0.98
40°C	0.97
45°C	0.96
50°C	0.95

Projected LED Lumen Maintenance

Data references the extrapolated projected performance for the platform, values at 25°C (77°F) per TM-21 and IESNA LM-80-08. Interpolation per IESNA TM-21-11.

Contact factory for performance data on your specific configuration.

Actual performance may differ as a result of end-user environment and application.

Operating Hours	Lumen Maintenance Factor
0	1.00
25,000	0.96
50,000	0.93
100,000	0.85

Electrical Load

	Performance Package	LED Count	Drive Current	Wattage	Current (A) 120	208	240	277	347	480
Forward Optics (Non-Rotated)	P1	30	530	34	0.45	0.26	0.23	0.19	0.15	0.10
	P2	30	700	45	0.59	0.34	0.30	0.25	0.20	0.14
	P3	30	1000	62	0.86	0.49	0.43	0.38	0.28	0.21
	P4	30	1200	125	1.06	0.60	0.53	0.46	0.37	0.27
	P5	30	1400	139	1.16	0.67	0.58	0.51	0.40	0.29
	P6	40	1200	160	1.36	0.79	0.68	0.59	0.47	0.34
	P7	40	1400	181	1.55	0.88	0.78	0.66	0.53	0.38
	P8	60	1000	247	1.75	0.98	0.87	0.76	0.60	0.44
	P9	60	1200	291	2.01	1.16	1.01	0.88	0.70	0.51
	P10	60	1400	336	2.30	1.32	1.17	1.01	0.81	0.59
Forward Optics (Rotated)	P11	60	700	197	1.15	0.67	0.60	0.53	0.42	0.32
	P12	60	1000	291	1.75	0.99	0.87	0.76	0.60	0.46
	P13	60	1200	251	1.93	1.12	0.97	0.86	0.67	0.49

Control Options

Nomenclature	Description	Functionality	Primary control device	Notes
NLTAIR2	Field adjustable motion sensor factory-installed inside the luminaire, wired to the driver dimming leads.	Allows the luminaire to be manually dimmed, effectively trimming the light output.	nLight AIR enabled	Cannot be used with other control options that need the 0-10V leads.
DS	Drivers wired independently for 50/50 luminaire operation.	The luminaire is wired in two separate circuits. Allows for 50/50 operation.	Independently wired drivers	Requires two separately switched circuits. Consider nLight AIR or a more cost-effective option.
PER5 or PER7	Twist-lock photocell receptacle	Supports photocell (ordered separately) for dusk-to-dawn operation.	Twist-lock photocells such as IDL1 Dim or advanced control nodes such as NTAIR.	Pins 4 & 5 is dimming leads are dimen. Pins 6 & 7 are support leads luminaire.
PIR or PIRH	Motion sensors with integral photocell. PIR for 8-15' mounting. PIRH for 15-30' mounting.	Luminaires dim when no occupancy is detected.	Acuity Controls SBGR	Also available with PIRHTCR where the sensor photocell is used for dusk-to-dawn operation.
NLTAIR2 PIRHN	nLight AIR enabled luminaire for motion sensing, photocell and wireless communications.	Motion and ambient light sensing with group response. Scheduled dimming with motion sensor over-ride when switching is turned to the nLight function.	nLight AIR eCLDR	nLight AIR sensors can be programmed and commissioned from the ground using the CLAIRITY nLight app.

Control Options

Nomenclature	Description	Functionality	Primary control device	Notes
FAO	Field adjustable output, factory-installed inside the luminaire, wired to the driver dimming leads.	Allows the luminaire to be manually dimmed, effectively trimming the light output.	FAO device	Cannot be used with other control options that need the 0-10V leads.
DS	Drivers wired independently for 50/50 luminaire operation.	The luminaire is wired in two separate circuits. Allows for 50/50 operation.	Independently wired drivers	Requires two separately switched circuits. Consider nLight AIR or a more cost-effective option.
PER5 or PER7	Twist-lock photocell receptacle	Supports photocell (ordered separately) for dusk-to-dawn operation.	Twist-lock photocells such as IDL1 Dim or advanced control nodes such as NTAIR.	Pins 4 & 5 is dimming leads are dimen. Pins 6 & 7 are support leads luminaire.
PIR or PIRH	Motion sensors with integral photocell. PIR for 8-15' mounting. PIRH for 15-30' mounting.	Luminaires dim when no occupancy is detected.	Acuity Controls SBGR	Also available with PIRHTCR where the sensor photocell is used for dusk-to-dawn operation.
NLTAIR2 PIRHN	nLight AIR enabled

Potter Lawson

Success by Design

PRELIMINARY
NOT FOR CONSTRUCTION

1617 SHERMAN AVE

VERMILION

1617 SHERMAN AVE
MADISON, WI 53704

2022.21.00

DATE	ISSUANCE/REVISIONS
01/17/2023	LAND USE APPLICATION
01/30/2023	LAND USE APPLICATION - SUPPLEMENTAL INFO
04/26/2023	URBAN DESIGN COMMISSION

LIGHTING CUT SHEETS

E003

3/24/2023 4:10:30 PM

©2022 Potter Lawson, Inc.

Submitted by Enterprise Lighting, LTD

Enterprise Lighting Manufacturers' Reps

Job Name: 1617 Sherman Ave - Site

Catalog Number: DSXWPM LED 10C 530 ***K T2M MVOLT SPUMBA STD FINISH

Notes:

Type: OA2

ELLTS-118618



If ordering new poles, specify the ASSIST drilling pattern, per the table below.

DM19AS Single unit **DM28AS** 2 at 180°

Example: SSA 20 4C **DM19AS** DDBXD

Performance Data

Lumen Output

Lumen values are from photometric tests performed in accordance with IESNA LM-79-08. Data is considered to be representative of the configurations shown, within the tolerance allowed by Lighting Facts. Actual performance may differ as a result of end-user environment and application. All values are nominal. Contact factory for performance data on any configurations not listed.

Drive Current	Lumen Multiplier	Power Factor	Drive Watts	Total System Watts	Distribution	Lumens	BUG Rating	Efficacy (LPW)
350mA	1400	90	90	96	T1S	1,549	B1	U0	G1	16
					T2M	1,549	B1	U0	G1	16
					T3S	1,549	B1	U0	G1	16
					T3M	1,549	B1	U0	G1	16
					T4M	1,549	B1	U0	G1	16
					TFTM	1,549	B1	U0	G1	16
					T5W	1,549	B1	U0	G1	16
					T5VW	1,549	B1	U0	G1	16
					T5AW	1,549	B1	U0	G1	16
					TBLC	1,549	B1	U0	G1	16
					TRCO	1,549	B1	U0	G1	16
530mA	2500	90	160	170	T1S	2,766	B1	U0	G1	16
					T2M	2,766	B1	U0	G1	16
					T3S	2,766	B1	U0	G1	16
					T3M	2,766	B1	U0	G1	16
					T4M	2,766	B1	U0	G1	16
					TFTM	2,766	B1	U0	G1	16
					T5W	2,766	B1	U0	G1	16
					T5VW	2,766	B1	U0	G1	16
					T5AW	2,766	B1	U0	G1	16
					TBLC	2,766	B1	U0	G1	16
					TRCO	2,766	B1	U0	G1	16
700mA	2750	90	220	230	T1S	3,788	B1	U0	G1	16
					T2M	3,788	B1	U0	G1	16
					T3S	3,788	B1	U0	G1	16
					T3M	3,788	B1	U0	G1	16
					T4M	3,788	B1	U0	G1	16
					TFTM	3,788	B1	U0	G1	16
					T5W	3,788	B1	U0	G1	16
					T5VW	3,788	B1	U0	G1	16
					T5AW	3,788	B1	U0	G1	16
					TBLC	3,788	B1	U0	G1	16
					TRCO	3,788	B1	U0	G1	16
1000mA	4200	90	350	360	T1S	5,787	B1	U0	G1	16
					T2M	5,787	B1	U0	G1	16
					T3S	5,787	B1	U0	G1	16
					T3M	5,787	B1	U0	G1	16
					T4M	5,787	B1	U0	G1	16
					TFTM	5,787	B1	U0	G1	16
					T5W	5,787	B1	U0	G1	16
					T5VW	5,787	B1	U0	G1	16
					T5AW	5,787	B1	U0	G1	16
					TBLC	5,787	B1	U0	G1	16
					TRCO	5,787	B1	U0	G1	16

Projected LED Lumen Maintenance

Data references the anticipated performance projections for the DSXWPM LED 20C 1000 mA configuration when operated in a 25°C ambient per the 10,000 hours of LED testing (tested per IESNA LM-80-08 and projected per IESNA TM-21-11).

To calculate L27, use the lumen maintenance factor that corresponds to the desired number of operating hours below. For other lumen maintenance values, contact factory.

Operating Hours	0	25,000	50,000	100,000
Lumen Maintenance Factor	1.0	0.95	0.91	0.84

Electrical Load

Drive Current	LED Count	Drive Watts	Wattage	Current (A) 120	208	240	277	347	480
Forward Optics (Non-Rotated)	P1	30	108	94	0.82	0.46	0.23	0.19	0.16	0.12
	P2	30	150	70	0.59	0.34	0.30	0.25	0.20	0.16
	P3	30	1050	102	0.86	0.50	0.44	0.38	0.30	0.22
	P4	30	1250	125	1.06	0.60	0.52	0.46	0.37	0.27
	P5	30	1400	136	1.16	0.67	0.58	0.51	0.40	0.29
	P6	40	1250	163	1.36	0.79	0.68	0.59	0.47	0.34
	P7	40	1400	180	1.53	0.88	0.76	0.66	0.53	0.38
	P8	60	1050	207	1.79	0.98	0.87	0.76	0.60	0.49
Rotated Optics (Requires Rotated Option)	P9	40	1250	241	2.05	1.16	1.01	0.89	0.70	0.51
	P10	40	1400	266	2.28	1.30	1.13	0.99	0.78	0.57
	P11	60	700	157	1.33	0.67	0.60	0.53	0.42	0.32
	P12	60	1050	231	1.95	1.12	0.97	0.86	0.67	0.49

Projected LED Lumen Maintenance

Data references the anticipated performance projections for the platforms noted in accordance with the 10,000 hours of LED testing (tested per IESNA LM-80-08 and projected per IESNA TM-21-11).

To calculate L27, use the lumen maintenance factor that corresponds to the desired number of operating hours below. For other lumen maintenance values, contact factory.

Operating Hours	Lumen Maintenance Factor
0	1.00
25,000	0.96
50,000	0.93
100,000	0.85

Ambient Temperature	Lumen Multiplier
0°C	1.04
5°C	1.04
10°C	1.03
15°C	1.02
20°C	1.01
25°C	1.00
30°C	0.99
35°C	0.98
40°C	0.97

Option	Nominal Time	Projected Lumen Maintenance
PIR or PIR1	30 (70%) or 1 (100%)	1	0.98
PIR1FC3V or PIRH or PIRH1FC3V	30 (70%) or 1 (100%)	1	0.98

*For use when motion sensor is used as dusk to dawn control.

Motion/Ambient Sensor Default Settings					
Option	Dimmed State	High Level (Dimmed) Output	Photocell Operation	Dwell Operation	Ramp-up Time	Ramp-down Time
PIR or PIRH	30 (70%)	100 (100%)	Enabled at 5FC	5 min	5 sec	5 min
PIR1FC3V or PIRH1FC3V	30 (70%)	100 (100%)	Enabled at 5FC	5 min	5 sec	5 min

*For use when motion sensor is used as dusk to dawn control.

Luminaire Options			
Nomenclature	Description	Functionality	Primary control device	Notes
DCE	Field adjustable output device included inside the luminaire wired to the driver dimming leads.	Allows the luminaire to be manually dimmed, effectively trimming the light output.	Controlled and wired within controls options that require DCE leads.
DS	Drivers wired independently for 50/50 luminaire operation	The luminaire is wired to two separate circuits, allowing for 50/50 operation.	Independently wired drivers	Requires two separately switched circuits. Consider 4-light 40E as a more cost effective alternative.
PER5 or PER7	Twist-lock photocell receptacle	Compatible with standard twist-lock photocells for dusk to dawn operation, or advanced control nodes such as NLTAIR2.	Twist-lock photocells such as ZELOxx or advanced control nodes such as NLTAIR2.	Pins 4 & 5 in dimming leads are shorted. Pins 6 & 7 are capped inside luminaire.
PIR or PIRH	Motion sensor with integral photocell, PIR for 120-277V, PIRH for 12-24V operation.	Luminaire dims when no occupancy is detected.	Acuity Controls SENSE	Also available with PIR1FC3V when the sensor photocell is used for dusk to dawn operation.
NLTAIRC/PIRHN	4-Light 40E shipped loose/user for motion sensing, photocell and wireless communication.	Makes and wireless lights synergy with group response. Luminaire fixtures talk wirelessly to one another when wirelessly connected to the 4-Light 40E Eclipse.	4-Light 40E ECR20	4-Light 40E sensors can be programmed and commissioned from the ground using the CAIRNy Pro app.

Photometric Diagrams

To see complete photometric reports or download .ies files for this product, visit Lithonia Lighting's D-Series Wall Pole Mount homepage.

Isofootcandle plots for the DSXWPM LED 20C 1000 40K. Distances are in units of mounting height (20').

LEGEND
- 0.1 fc
- 0.5 fc
- 1.0 fc



FEATURES & SPECIFICATIONS

INTENDED USE
The energy-savings, long life and easy-to-install design of the D-Series Pole Mount makes it the smart choice for area and site illumination for nearly any facility.

CONSTRUCTION
Two-piece die-cast aluminum housing has integral heat sink fins to optimize thermal management through conductive and convective cooling. Modular design allows for ease of maintenance. The LED driver is mounted to the door to thermally isolate it from the light engines for low operating temperature and long life. Housing is completely sealed against moisture and environmental contaminants (IP66). Housing is finished with a tough, durable TGIC thermoset powder coat finish that provides superior resistance to corrosion and weathering. A lightly-contrasted multi-stage process ensures a minimum 3 mils thickness for a finish that is uniform and resistant to handling marks and edges without cracking or peeling. Available in textured and non-textured finishes.

OPTICS
Precision-molded proprietary acrylic lenses provide multiple photometric distributions tailored specifically to area lighting applications. Light engines are available in 3000K, 4000K or 5000K with 70 min. CRI configurations.

ELECTRICAL
Light engine(s) consist of 10 high efficacy LEDs mounted to a metal-core circuit board to maximize heat dissipation and promote long life (L70 / 100,000 hrs at 25°C). Class 1 electronic drivers have a power factor >90%, THD <20%, and are suitable for 347 or 480 volt operation. Integral surge protection device meets a minimum Category C Low operation (per ANSI/IEEE C62.41.2).

INSTALLATION
Includes universal mounting plate, which utilizes existing drill patterns and allows for quick and easy installation. Stainless steel bolts fasten the mounting block securely to poles.

LISTINGS
CSA certified to U.S. and Canadian standards. Rated for -40°C minimum ambient.

Design Lights Consortium® (DLC) qualified product. Not all versions of this product may be DLC qualified. Please check the DLC Qualified Products List at www.designlights.org to confirm which versions are qualified.

BUY AMERICAN ACT
This product is assembled in the USA and meets the Buy American(a) government procurement requirements under FAR, DFARS and DOT. Please refer to www.acuitybrands.com/support/warranty-terms-and-conditions for additional information.

WARRANTY
5-year limited warranty. Complete warranty terms located at www.acuitybrands.com/support/warranty-terms-and-conditions

Note: Actual performance may differ as a result of end-user environment and application.
All values are design or typical values, measured under laboratory conditions at 25°C.
Specifications subject to change without notice.

INSTALLATION
Includes universal mounting plate, which utilizes existing drill patterns and allows for quick and easy installation. Stainless steel bolts fasten the mounting block securely to poles.

LISTINGS
CSA certified to U.S. and Canadian standards. Rated for -40°C minimum ambient.

Design Lights Consortium® (DLC) qualified product. Not all versions of this product may be DLC qualified. Please check the DLC Qualified Products List at www.designlights.org to confirm which versions are qualified.

BUY AMERICAN ACT
This product is assembled in the USA and meets the Buy American(a) government procurement requirements under FAR, DFARS and DOT. Please refer to www.acuitybrands.com/support/warranty-terms-and-conditions for additional information.

WARRANTY
5-year limited warranty. Complete warranty terms located at www.acuitybrands.com/support/warranty-terms-and-conditions

Note: Actual performance may differ as a result of end-user environment and application.
All values are design or typical values, measured under laboratory conditions at 25°C.
Specifications subject to change without notice.

Submitted by Enterprise Lighting, LTD

Enterprise Lighting Manufacturers' Reps

Job Name: 1617 Sherman Ave - Site

Catalog Number: DSXWPM LED 10C 530 ***K T2M MVOLT SPUMBA STD FINISH

Notes:

Type: OA2

ELLTS-118618

Options and Accessories


Mounting detail


ASYDF - Asymmetric diffuse (left en-glow is T1M, right engine is diffused)


HS - House-side shields


BSW - Bird-deterrent spikes


WG - Wire guard


VG - Vandal guard


DDL - Diffused drop lens

FEATURES & SPECIFICATIONS

INTENDED USE
The energy-savings, long life and easy-to-install design of the D-Series Pole Mount makes it the smart choice for area and site illumination for nearly any facility.

CONSTRUCTION
Two-piece die-cast aluminum housing has integral heat sink fins to optimize thermal management through conductive and convective cooling. Modular design allows for ease of maintenance. The LED driver is mounted to the door to thermally isolate it from the light engines for low operating temperature and long life. Housing is completely sealed against moisture and environmental contaminants (IP66). Housing is finished with a tough, durable TGIC thermoset powder coat finish that provides superior resistance to corrosion and weathering. A lightly-contrasted multi-stage process ensures a minimum 3 mils thickness for a finish that is uniform and resistant to handling marks and edges without cracking or peeling. Available in textured and non-textured finishes.

OPTICS
Precision-molded proprietary acrylic lenses provide multiple photometric distributions tailored specifically to area lighting applications. Light engines are available in 3000K, 4000K or 5000K with 70 min. CRI configurations.

ELECTRICAL
Light engine(s) consist of 10 high efficacy LEDs mounted to a metal-core circuit board to maximize heat dissipation and promote long life (L70 / 100,000 hrs at 25°C). Class 1 electronic drivers have a power factor >90%, THD <20%, and are suitable for 347 or 480 volt operation. Integral surge protection device meets a minimum Category C Low operation (per ANSI/IEEE C62.41.2).

INSTALLATION
Includes universal mounting plate, which utilizes existing drill patterns and allows for quick and easy installation. Stainless steel bolts fasten the mounting block securely to poles.

LISTINGS
CSA certified to U.S. and Canadian standards. Rated for -40°C minimum ambient.

Design Lights Consortium® (DLC) Premium qualified product and DLC-qualified versions. Not all versions of this product may be DLC Premium qualified or DLC qualified. Please check the DLC Qualified Products List at www.designlights.org to confirm which versions are qualified.

International Dark-Sky Association (IDA) Fixture Seal of Approval (FSA) is available for all products on this page utilizing 3000K color temperature only.

BUY AMERICAN ACT
This product is assembled in the USA and meets the Buy American(a) government procurement requirements under FAR, DFARS and DOT regulations. Please refer to www.acuitybrands.com/buy-american for additional information.

WARRANTY
5-year limited warranty. This is the only warranty provided and no other statements in this specification sheet create any warranty of any kind. All other express and implied warranties are disclaimed. Complete warranty terms located at www.acuitybrands.com/support/warranty-terms-and-conditions

Note: Actual performance may differ as a result of end-user environment and application.
All values are design or typical values, measured under laboratory conditions at 25°C.
Specifications subject to change without notice.

Submitted by Enterprise Lighting, LTD

Enterprise Lighting Manufacturers' Reps

Job Name: 1617 Sherman Ave - Site

Catalog Number: DSXWPM LED 10C 530 ***K T2M MVOLT SPUMBA STD FINISH

Notes:

Type: OA2

ELLTS-118618

Performance Data

Lumen Ambient Temperature (LAT) Multipliers

Use these factors to determine relative lumen output for average ambient temperatures from 0-40°C (32-104°F).

Ambient	Lumen Multiplier
0°C	1.04
5°C	1.04
10°C	1.03
15°C	1.02
20°C	1.01
25°C	1.00
30°C	0.99
35°C	0.98
40°C	0.97

Projected LED Lumen Maintenance

Data references the anticipated performance projections for the DSXWPM LED 20C 1000 mA configuration when operated in a 25°C ambient per the 10,000 hours of LED testing (tested per IESNA LM-80-08 and projected per IESNA TM-21-11).

To calculate L27, use the lumen maintenance factor that corresponds to the desired number of operating hours below. For other lumen maintenance values, contact factory.

Operating Hours	0	25,000	50,000	100,000
Lumen Maintenance Factor	1.0	0.95	0.91	0.84

Electrical Load

Drive Current	LED Count	Drive Watts	Wattage	Current (A) 120	208	240	277	347	480
Forward Optics (Non-Rotated)	P1	30	108	94	0.82	0.46	0.23	0.19	0.16	0.12
	P2	30	150	70	0.59	0.34	0.30	0.25	0.20	0.16
	P3	30	1050	102	0.86	0.50	0.44	0.38	0.30	0.22
	P4	30	1250	125	1.06	0.60	0.52	0.46	0.37	0.27
	P5	30	1400	136	1.16	0.67	0.58	0.51	0.40	0.29
	P6	40	1250	163	1.36	0.79	0.68	0.59	0.47	0.34
	P7	40	1400	180	1.53	0.88	0.76	0.66	0.53	0.38
	P8	60	1050	207	1.79	0.98	0.87	0.76	0.60	0.49
Rotated Optics (Requires Rotated Option)	P9	40	1250	241	2.05	1.16	1.01	0.89	0.70	0.51
	P10	40	1400	266	2.28	1.30	1.13	0.99	0.78	0.57
	P11	60	700	157	1.33	0.67	0.60	0.53	0.42	0.32
	P12	60	1050	231	1.95	1.12	0.97	0.86	0.67	0.49

Photometric Diagrams

To see complete photometric reports or download .ies files for this product, visit Lithonia Lighting's D-Series Wall Pole Mount homepage.

Isofootcandle plots for the DSXWPM LED 20C 1000 40K. Distances are in units of mounting height (20').

LEGEND
- 0.1 fc
- 0.5 fc
- 1.0 fc

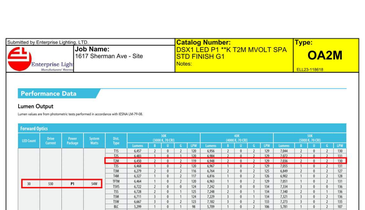

FEATURES & SPECIFICATIONS

INTENDED USE
The energy-savings, long life and easy-to-install design of the D-Series Pole Mount makes it the smart choice for area and site illumination for nearly any facility.

CONSTRUCTION
Two-piece die-cast aluminum housing has integral heat sink fins to optimize thermal management through conductive and convective cooling. Modular design allows for ease of maintenance and future light engine upgrades. The LED drivers are mounted in direct contact with the casting to promote long operating temperature and long life. Housing is completely sealed against moisture and environmental contaminants (IP66). Low profile (7.5" EPA) for optimized pole wind loading.

FINISH
Exterior parts are protected by a zinc-infused Super Durable TGIC thermoset powder coat finish that provides superior resistance to corrosion and weathering. Available in a variety of standard colors matched to Architectural Color Standards and a finish that can withstand extreme climate changes without cracking or peeling. Available in both textured and non-textured finishes.

OPTICS
Precision-molded proprietary acrylic lenses are engineered for superior area lighting. Light engines are available in 3000K, 4000K or 5000K (70 CRI minimum) in standard 3000 K, 4000 K and 5000 K (70 CRI) configurations. The CS Series Solo II has zero uplight and qualifies as a Nighttime Friendly™ product, meeting all requirements with the LEDP* and Green Glidnet™ criteria for eliminating wasteful uplight.

ELECTRICAL
Light engine configurations consist of high efficacy LEDs mounted to metal-core circuit boards to maximize heat dissipation and promote long life (up to L70 / 100,000 hrs at 25°C). Class 1 electronic drivers have a high power factor (>90%, THD <20%, and are expected life of 100,000 hours with <1% failure rate. Easily serviceable 10kV surge protection device meets a minimum Category C Low operation (per ANSI/IEEE C62.41.2).

STANDARD CONTROLS
The DSXWPM LED platform has a number of control options. DSX Solo 1, DSX2 Solo 2 and DSX 3 Solo 3 dimming drivers. Dusk to dawn controls can be utilized via optional NEMA twist-lock photocell receptacles. Integrated motion sensors with on-board photocells feature field-adjustable programming and are suitable for mounting heights up to 30 feet.

HI-LIGHT AIR CONTROLS
The CLEO area luminaire is also available with ni-Light® AIR for the ultimate in wireless control. This powerful controls platform provides out-of-the-box basic motion sensing and photocontrol functionality and is suitable for mounting heights up to 40 feet. Once commissioned using a smartphone and the easy-to-use ni-Light® AIR app, the luminaire can be configured to operate as a stand-alone in-motion sensor and photocell group response without the need for additional equipment. Scheduled dimming with motion sensor override can be achieved with the addition of the ni-Light Eclipse. Additional information about ni-Light Air can be found here.

INSTALLATION
Included mounting block and integral arm facilitate quick and easy installation. Stainless steel bolts fasten the mounting block securely to poles and walls. Available with a wide variety of tenon mounts for pole, wall or direct burial mounting per ANSI C136.31. The CS Series Solo 1 utilizes the AERO™ series pole drilling pattern (template #8). NEMA photocontrol receptacle are also available.

LISTINGS
UL listed to meet U.S. and Canadian standards. UL Listed for wet locations. CSA certified to meet U.S. and Canadian standards. Rated for -40°C minimum ambient. U.S. Patent No. D672,492. U.S. International patent pending.

Design Lights Consortium® (DLC) Premium qualified product and DLC-qualified versions. Not all versions of this product may be DLC Premium qualified or DLC qualified. Please check the DLC Qualified Products List at www.designlights.org to confirm which versions are qualified.

International Dark-Sky Association (IDA) Fixture Seal of Approval (FSA) is available for all products on this page utilizing 3000K color temperature only.

BUY AMERICAN ACT
This product is assembled in the USA and meets the Buy American(a) government procurement requirements under FAR, DFARS and DOT regulations. Please refer to www.acuitybrands.com/buy-american for additional information.

WARRANTY
5-year limited warranty. This is the only warranty provided and no other statements in this specification sheet create any warranty of any kind. All other express and implied warranties are disclaimed. Complete warranty terms located at www.acuitybrands.com/support/warranty-terms-and-conditions

Note: Actual performance may differ as a result of end-user environment and application.
All values are design or typical values, measured under laboratory conditions at 25°C.
Specifications subject to change without notice.

Submitted by Enterprise Lighting, LTD

Enterprise Lighting Manufacturers' Reps

Job Name: 1617 Sherman Ave - Site

Catalog Number: DSX1 LED P1 ***K T2M MVOLT SPA STD FINISH G1

Notes:

Type: OA2M

ELLTS-118618



D-Series Size 1

Legacy LED Area Luminaire

Specifications

EPA: 1.0 ft²

Length: 33" (838mm)

Width: 13" (330mm)

Height H1: 7-1/2" (191mm)

Height H2: 3-1/2" (89mm)

Weight (max): 27 lbs (12kg)



Ordering Information

EXAMPLE: DSX1 LED P7 40K T3M MVOLT SPA NLTAIR2 PIRHN DDBXD G1

DSX1 LED

VERIFY

Series	LEDs	Color temperature	Distribution	Voltage	Mounting
Forward optics	30 30LED	30K 3000 K	T1S Type I short	MVOLT	**Shipped included**
P1	P7 70LED	40K 4000 K	T2M Type II short	120V (120V-480V)[1,2]	SPA Square pole-mounting
P2	P8 80LED	50K 5000 K	T3S Type III short	208V[2]	RPA Round pole-mounting
P3	P9 90LED		T3M Type III medium	240V[2]	WBA Wall bracket[3]
P4	P10 100LED		T4M Type IV medium	277V[2]	SPUMBA Square pole universal mounting adaptor[4]
Rotated optics			TFTM Forward throw medium	347V[2,3]	RPUMBA Round pole universal mounting adaptor[4]
P5[1]	P11[1]		T5W Type V wide	480V[2,3]	**Shipped separately**
P6[1]	P12[1]		T5VW Type V very wide		KMA8DDBXD U Square pole mounting bracket adaptor (specify finish)[4]
			T5AW Type V asymmetric		
			TBLC Backlight control[5]		
			TRCO Right corner cutoff[5]		

VERIFY

Control options	Other options	Finish (required)	Generation (required)
Shipped installed	**Shipped installed**	DDBXD Dark bronze	1A Generation 1
NLTAIR2 nLight AIR generation 2 enabled[6]	HS House-side shields[7]	DBLXD Black	
PIRHN Network, high/low motion/ambient sensor[8,9,10]	SF Single fuse (120, 277, 347V)[11]	DNAXD Natural aluminum	
PER Network, high/low motion/ambient sensor, 15-30' mounting height, ambient sensor enabled at 5fc[8,9,10]	DF Double fuse (208, 240, 480V)[11]	DWHXD White	
PIRTFC3V Network, high/low motion/ambient sensor, 8-15' mounting height, ambient sensor enabled at 3fc[8,9,10]	L90 Left-rotated optics[1]	DBTXD Textured dark bronze	
PIRHTFC3V Network, high/low motion/ambient sensor, 15-30' mounting height, ambient sensor enabled at 3fc[8,9,10]	R90 Right-rotated optics[1]	DBLBXD Textured black	
DMG 0-10v dimming wires pulled outside fixture (for use with an external control, ordered separately)[12]	HA 50°C ambient operation[13]	DNATXD Textured natural aluminum	
PNMTDD3V Field adjustable output[14,15]	BAA Buy American(a) Act Compliant	DWHGXD Textured white	
DS Dual switching[16,17]	**Shipped separately**		
	BSW Bird spikes[18]		
	EGS External glare shield		

Introduction

The modern styling of the D-Series is striking yet unobtrusive - making a bold, progressive statement even as it blends seamlessly with its environment. The D-Series distills the benefits of the latest in LED technology into a high performance, high efficacy, long-life luminaire.

The outstanding photometric performance results in sites with excellent uniformity, greater pole spacing and lower power density. It is ideal for replacing up to 750W metal halide in pedestrian and area lighting applications with typical energy savings of 65% and expected service life of over 100,000 hours.

Submitted by Enterprise Lighting, LTD

Enterprise Lighting Manufacturers' Reps

Job Name: 1617 Sherman Ave - Site

Catalog Number: DSX1 LED P1 ***K T2M MVOLT SPA STD FINISH G1

Notes:

Type: OA2M

ELLTS-118618

Performance Data

Lumen Output

Lumen values are from photometric tests performed in accordance with IESNA LM-79-08.

LED Count	Lumen Multiplier	Power Factor	Drive Watts	Total System Watts	Distribution	25C Lumens	25C BUG Rating	25C Efficacy (LPW)	40C Lumens	40C BUG Rating	40C Efficacy (LPW)	50C Lumens	50C BUG Rating	50C Efficacy (LPW)
30	530	P1	108	110	T1S	6,447	1	0	2	59	6,196	1	0	2	56	6,067	1	0	2	55
					T2M	6,402	1	0	2	58	6,154	1	0	2	56	6,027	1	0	2	55
					T3S	6,447	1	0	2	59	6,196	1	0	2	56	6,067	1	0	2	55
					T3M	6,444	1	0	2	59	6,192	1	0	2	56	7,051	1	0	2	64
					T4M	6,444	1	0	2	59	6,192	1	0	2	56	7,051	1	0	2	64
					TFTM	6,731	1	0	2	61	6,469	1	0	2	59	7,364	1	0	2	67
					T5W	6,731	1	0	2	61	6,469	1	0	2	59	7,364	1	0	2	67
					T5VW	6,731	1	0	2	61	6,469	1	0	2	59	7,364	1	0	2	67
					T5AW	6,731	1	0	2	61	6,469	1	0	2	59	7,364	1	0	2	67
					TBLC	6,731	1	0	2	61	6,469	1	0	2	59	7,364	1	0	2	67
					TRCO	6,943	1	0	2	63	6,674	1	0	2	61	7,598	1	0	2	69
30	700	P2	150	154	T1S	8,505	1	0	2	55	8,176	1	0	2	53	8,007	1	0	2	52
					T2M	8,450	1	0	2	55	8,123	1	0	2	53	7,953	1	0	2	52
					T3S	8,505	1	0	2	55	8,176	1	0	2	53	8,007	1	0	2	52
					T3M	8,501	1	0	2	55	8,172	1	0	2	53	9,303	1	0	2	60
					T4M	8,501	1	0	2	55	8,172	1	0	2	53	9,303	1	0	2	60
					TFTM	8,881	1	0	2	58	8,539	1	0	2	56	9,720	1	0	2	63
					T5W	8,881	1	0	2	58	8,539	1	0	2	56	9,720	1	0	2	63
					T5VW	8,881	1	0	2	58	8,539	1	0	2	56	9,720	1	0	2	63
					T5AW	8,881	1	0	2	58	8,539	1	0	2	56	9,720	1	0	2	63
					TBLC	8,881	1	0	2	58	8,539	1	0	2	56	9,720	1	0	2	63
					TRCO	9,163	1	0	2	60	8,809	1	0	2	58	10,030	1	0	2	65
30	1050	P3	207	212	T1S	11,705	1	0	2	55	11,256	1	0	2	53	11,028	1	0	2	52
					T2M	11,632	1	0	2	55	11,185	1	0	2	53	10,951	1	0	2	52
					T3S	11,705	1	0	2	55	11,256	1	0	2	53	11,028	1	0	2	52
					T3M	11,699	1	0	2	55	11,250	1	0	2	53	12,803	1	0	2	60
					T4M	11,699	1	0	2	55	11,250	1	0	2	53	12,803	1	0	2	60
					TFTM	12,223	1	0	2	58	11,753	1	0	2	56	13,378	1	0	2	63
					T5W	12,223	1	0	2	58	11,753	1	0	2	56	13,378	1	0	2	63
					T5VW	12,223	1	0	2	58	11,753	1

Submitted by Enterprise Lighting, LTD

Job Name: 1617 Sherman Ave - Site

Catalog Number: SSS 20 4C DM19AS STD FINISH

Notes:

Type: OA2M

ELLD3-118618

SSS Square Straight Steel Poles

TECHNICAL INFORMATION — EPA (ft²) with 1.3 gust

Catalog Number	Nominal Shaft Length (ft)	Pole Shaft Size (Base no.) Top no. x (t)	Wall thick (in)	Gauge	EPA (ft²) with 1.3 gust						Bolt circle (in)	Approximate Net Weight (lbs.)
					60 MPH	Max. weight	90 MPH	Max. weight	100 MPH	Max. weight		
SSS 10 4C	10	4.0 x 10.0	0.120"	11	30.6	760	23.8	995	19.9	473	8 - 9	3/4 x 18 x 3
SSS 12 4C	12	4.0 x 12.0	0.120"	11	24.4	610	18.8	470	14.6	378	8 - 9	3/4 x 18 x 3
SSS 14 4C	14	4.0 x 14.0	0.120"	11	19.9	498	15.1	378	11.2	295	8 - 9	3/4 x 18 x 3
SSS 16 4C	16	4.0 x 16.0	0.120"	11	15.9	398	11.8	295	8.9	223	8 - 9	3/4 x 18 x 3
SSS 18 4C	18	4.0 x 18.0	0.120"	11	12.6	315	9.2	230	6.7	168	8 - 9	3/4 x 18 x 3
SSS 20 4C	20	4.0 x 20.0	0.120"	11	10.2	255	7.3	183	5.2	130	8 - 9	3/4 x 18 x 3
SSS 20 5C	20	5.0 x 20.0	0.120"	11	17.7	443	12.7	318	9.4	235	10-12	1 x 24 x 4
SSS 25 4C	25	4.0 x 25.0	0.120"	11	4.8	150	2.6	100	1	50	8 - 9	3/4 x 18 x 3
SSS 25 5C	25	5.0 x 25.0	0.120"	11	10.8	270	7.5	188	5.4	135	10-12	1 x 24 x 4
SSS 30 4C	30	4.0 x 30.0	0.179"	7	4.7	140	4.4	110	2.6	65	8 - 9	3/4 x 18 x 3
SSS 30 5C	30	5.0 x 30.0	0.179"	7	10.7	267	6.7	167	3.9	100	10-12	1 x 24 x 4
SSS 35 5C	35	5.0 x 35.0	0.179"	7	5.9	150	2.3	100	—	—	10-12	1 x 24 x 4
SSS 39 6C	39	6.0 x 39.0	0.179"	7	7.2	180	3	75	—	—	11-13	1 x 30 x 4

NOTE: *EPA values are based ANSI TIA-222-H wind map, for 1.3 S-factored, with 4 lb Per psf Weight. 2x - 2x equals 200 lbs.

TECHNICAL INFORMATION — EPA (ft²) WITH 3-SECOND GUST PER AASHTO 2013

Series	Mounting Height (ft)	Shaft Size (Base no.) Top no. x (t)	90 MPH	Max. weight	100 MPH	Max. weight	110 MPH	Max. weight	120 MPH	Max. weight	130 MPH	Max. weight	Bolt circle (in)	Bolt size (in. x No. x No.)	Approximate ship weight (lbs.)
SSS	10	4C	16.3	408	13	325	10	250	8	200	6.5	163	5	125	4	100	10	3/4 x 18 x 3	70
SSS	12	4C	16	400	13	325	10	250	8	200	6.5	163	5	125	4	100	10	3/4 x 18 x 3	90
SSS	14	4C	13.5	338	10	250	7.5	188	6	150	4.5	113	3.5	88	2.5	63	10	3/4 x 18 x 3	110
SSS	16	4C	10.5	263	7.5	188	5.5	138	4	100	3	75	1.5	38	0	13	10	3/4 x 18 x 3	135
SSS	18	4C	8	200	5.5	138	4	100	2.5	63	1.5	38	0.5	13	—	—	10	3/4 x 18 x 3	160
SSS	20	4C	5.5	138	3.5	88	2	50	1	25	—	—	—	—	—	—	10	3/4 x 18 x 3	185
SSS	20	5C	16.5	413	13	325	10	250	8	200	6.5	163	5	125	4	100	10	1 x 24 x 4	205
SSS	25	5C	13	325	9.5	238	6.5	163	4.5	113	3	75	1.5	38	0	13	10	1 x 24 x 4	270
SSS	30	5C	10	250	7	175	4.5	113	2.5	63	1	25	—	—	—	—	10	1 x 24 x 4	340
SSS	35	5C	6.5	163	4.5	113	2	50	—	—	—	—	—	—	—	—	10	1 x 24 x 4	405
SSS	39	6C	8	200	5.5	138	3	75	—	—	—	—	—	—	—	—	11-13	1 x 30 x 4	485

NOTE: *EPA values are based ANSI TIA-222-H wind map, for 1.3 S-factored, with 4 lb Per psf Weight. 2x - 2x equals 200 lbs.

Submitted On: Jan 13, 2023 — 3/4 — Index Page

Submitted by Enterprise Lighting, LTD

Job Name: 1617 Sherman Ave - Site

Catalog Number: SSS 20 4C DM19AS STD FINISH

Notes:

Type: OA2M

ELLD3-118618

SSS Square Straight Steel Poles

BASE DETAIL

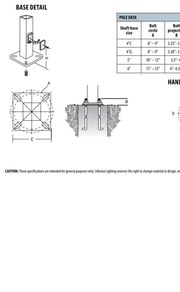

POLE DATA						
Shaft base size	Bolt circle B	Bolt projection A	Base square C	Base plate thickness	Template description	Anchor bolt description	Anchor bolt and template description
4"C	8" - 9"	3.25" - 3.75"	8" - 8.25"	0.75"	ASTERLAPTE-P350004	AB38-8	AB03-4C
4"C	8" - 9"	3.38" - 3.75"	8" - 8.25"	0.875"	ASTERLAPTE-P350004	AB38-8	AB03-5
5"	10" - 12"	3.5" - 4"	11"	1"	ASTERLAPTE-P350010	AB38-8	AB05-5
6"	11" - 13"	4" - 4.38"	12.5"	1"	ASTERLAPTE-P350011	AB38-8	N/A

HANDHOLE ORIENTATION



IMPORTANT INSTALLATION NOTES:

- **Do not** erect poles without foaming fixtures included.
- Factory-supplied templates must be used when setting anchor bolts. Lithonia Lighting will not accept claim for incorrect anchorage placement due to failure to use Lithonia Lighting factory templates.
- If poles are stored outside, all protective wrapping must be removed immediately upon delivery to prevent finish damage.
- Lithonia Lighting is not responsible for the foundation design.
- Bolt circles have +/- 1/2" tolerance.

CAUTION: These specifications are intended for general purpose use only. Lithonia Lighting reserves the right to change material or design, without prior notice, in a continuing effort to upgrade its products.

©1994-2022 Acuity Brands Lighting, Inc. All rights reserved.

Submitted by Enterprise Lighting, LTD

Job Name: 1617 Sherman Ave - Site

Catalog Number: DSX1 LED P2 **K T3M MVOLT SPA HS STD FINISH G1

Notes:

Type: OA3M

ELLD3-118618



D-Series Size 1

Legacy LED Area Luminaire



Specifications

EPA: 1.1 ft² (0.10 m²)

Length: 33" (838mm)

Width: 13" (330mm)

Height H1: 7-1/2" (191mm)

Height H2: 3-1/2" (89mm)

Weight (max): 27 lbs (12 kg)

Introduction

The modern styling of the D-Series is striking yet unobtrusive—making a bold, progressive statement. The outstanding photometric performance of the D-Series distills the benefits of the latest in LED technology into a high performance, high efficacy, long-life luminaire.

The outstanding photometric performance results in sites with excellent uniformity, greater pole spacing and lower power density. It is ideal for a wide variety of site lighting applications in pedestrian and area lighting applications with typical energy savings of 65% and expected service life of over 100,000 hours.

Ordering Information — **EXAMPLE:** DSX1 LED P7 40K T3M MVOLT SPA NLTAIR2 PIRHN DDBXD G1

DSX1 LED

VERIFY

Series	LEDs	Color temperature	Distribution	Voltage	Mounting
DSX1 LED	Forward optics: P1 P4 P7 P10 P12 Rotated optics: P3* P5* P11* P13*	30K 3000 K 40K 4000 K 50K 5000 K	T1S Type I short (Automotive) T2S Type II short T2M Type II medium T3S Type III short T3M Type III medium T4M Type IV medium T4W Type IV wide TFTM Forward throw medium	MVOLT* Shipped with 347V or 480V. 120 120V 208 208V 240 240V 277 277V 347 347V 480 480V	Shipped included SPA Square pole mounting RPA Round pole mounting WBA Wall bracket* SPUMBA Square pole universal mounting adapter* RPUMBA Round pole universal mounting adapter* Shipped separately KMA8DDBXD U Mast arm mounting bracket adapter (specify finish)*

VERIFY

Control options	Other options	Finish (required)	Default is Natural Aluminum (factory applied)
Shipped installed NLTAIR2 nLight AIR generation 2 enabled* PIR Motion/ambient light sensor, 8–15' mounting height, ambient sensor enabled at 5fc* PIRH Motion/ambient light sensor, 15–30' mounting height, ambient sensor enabled at 5fc* PER Two-pin receptacle only (controls ordered separately)* PER5 Five-pin receptacle only (controls ordered separately)* DMG 0–10v dimming wires pulled outside fixture (for use with an external control, ordered separately)* DS Dual switching*	PIR High/low, motion/ambient sensor, 8–15' mounting height, ambient sensor enabled at 5fc* PIRH High/low, motion/ambient sensor, 15–30' mounting height, ambient sensor enabled at 5fc* PIRTFM Forward throw high/low, motion/ambient sensor, 8–15' mounting height, ambient sensor enabled at 5fc* PIRHTFM Forward throw high/low, motion/ambient sensor, 15–30' mounting height, ambient sensor enabled at 5fc* FAO Field adjustable output*	Shipped installed SF Single fusing* DF Double fusing* HS House-side shield* Shipped separately BS Bird spikes* EGS External glare shield	DDBXD Dark bronze DBLXD Black DNAXD Natural aluminum DWHXD White DSSXD Sandstone DDBTXD Textured dark bronze DBLBXD Textured black DNATXD Textured natural aluminum DWHGXD Textured white DSSTXD Textured sandstone

Accessories

DSSHS U House-side shield (one unit) ships separate

DSSRSFA U Square pole arm mounting adapter

DSSRTMA U Round pole arm mounting adapter

DSSWBA U Wall mounting bracket

DSSHSS U Single unit shipped separately

Submitted by Enterprise Lighting, LTD

Job Name: 1617 Sherman Ave - Site

Catalog Number: DSX1 LED P2 **K T3M MVOLT SPA HS STD FINISH G1

Notes:

Type: OA3M

ELLD3-118618

Ordering Information

Accessories

NOTES
1. Not available with P6, P8, P9, P11, P12, P13.
2. Not available with P1, P3, P4, P5, P10. Only P2 and P7 are field adjustable.
3. Any Type 3 distribution with photocell, is not available with DMG.
4. Not available with DS.
5. Not available with HS. Requires one extra slot per fixture for photocell.
6. Not available with SF, DF, BS, EGS, HS, PIR, PIRH, PIRTFM, PIRHTFM.
7. Available in mounting in round poles between 3.5" and 6.5" diameter.
8. Not available with P6, P8, P9, P11, P12, P13 or PIRTFM. Not available with SPUMBA, RPUMBA.
9. Must order fixture with SPA option. RPAM must be ordered as a separate accessory; see Accessories information. For use with 2.375" diameter round pole only (not included). Includes (4) 1/4-20 stainless steel slip fitter bolts.
10. Must be ordered with NLTAIR2. For more information on nLight AIR 2.0, see the nLight AIR 2.0 user guide.
11. Photocell ordered and shipped as a separate line item from Acuity Brands Controls. See accessories. Shorting cap included.
12. Reference Motion Sensor default settings when ordered with other sensor options (PIR, PIRH, PIRTFM, PIRHTFM) and with DMG for dimming.
13. DMG not available with PIRHN, PIR1FC3V, PIR1FC3VH, PIRTFM, PIRHTFM, PIRH1FC3V, PIRHTFM, PIR1FC3V, PIRHTFM, PIR1FC3V, PIRHTFM or PIRHTFM.
14. Requires (2) separately ordered locks.
15. Reference Motion Sensor default settings when ordered with DS.
16. Reference Motion Sensor default settings when ordered with DS.
17. Not available with BCE. LCCO and RCCO distribution. Also available as a separate accessory; see Accessories information.
18. Not available with P1, P3, P4, P5, P10, P11, P13.
19. Requires a minimum two fixture order. Not available with P1, P3, P4, P5, P10, P11, P13 or with DS. Not available with HS.
20. For retrofit use only. Only usable when poles drilled to NEMA drilling pattern.

Options

EGS - External Glare Shield



Drilling

HANDHOLE ORIENTATION



Tenon Mounting Slipfitter

Tenon O.D.	Mounting Code	2.0 (M)	2.4 (N)	2.8 (O)	3.4 (P)	4.4 (Q)	4.8 (R)
2.375"	RPA	AS12-190	AS12-240	AS12-280	AS12-340	AS12-440	AS12-480
2.5"	RPA	AS12-190	AS12-240	AS12-280	AS12-340	AS12-440	AS12-480
3"	RPA	AS12-190	AS12-240	AS12-280	AS12-340	AS12-440	AS12-480

Mounting Series	Drilling Template	Single	1 at 180	2 at 90	3 at 90	4 at 120	4 at 90
Round Pole	3@12	DM19AS	DM19A2S	DM19A3S	DM19A3AS	DM19A4S	DM19A4AS
Square Pole	4@12	DM28AS	DM28A2S	DM28A3S	DM28A3AS	DM28A4S	DM28A4AS

DSX1 Area Luires - EPA

Actual performance may differ as a result of end-user environment and application.

All values are design or typical values, measured under laboratory conditions at 25°C.

Configuration	Single	2 @ 90 DEG	2 @ 180 DEG	3 @ 90 DEG	3 @ 120 DEG	4 @ 90 DEG
Mounting Type						
Drilling Template	3@120	4@90	4@180	5@90	5@120	6@90
EPA	1.011	2.023	2.046	3.034	2.992	4.046

Drilling Template	Minimum Acceptable Outside Pole Dimension					
3@120	4"	2.5"	3.5"	3.5"	3.5"	3.5"
4@90	4"	2.5"	3.5"	3.5"	3.5"	3.5"
4@180	4"	2.5"	3.5"	3.5"	3.5"	3.5"
5@90	4"	2.5"	3.5"	3.5"	3.5"	3.5"
5@120	4"	2.5"	3.5"	3.5"	3.5"	3.5"
6@90	4"	2.5"	3.5"	3.5"	3.5"	3.5"

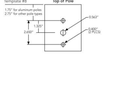

If ordering any poly, specify the ADD2" drilling pattern, per the table below.

Example: DSX1LED 40C 1000 NW DM28AS DDBXD

Submitted by Enterprise Lighting, LTD

Job Name: 1617 Sherman Ave - Site

Catalog Number: DSX1 LED P2 **K T3M MVOLT SPA HS STD FINISH G1

Notes:

Type: OA3M

ELLD3-118618

Photometric Diagrams

To see complete photometric reports or download .ies files for this product, visit Lithonia Lighting's D Series Area Size 1 homepage.

Isofootcandle plots for the DSX1 LED P7 40K CC (Performance package number 7, CCT, 4000K, 70 CRI, forward optics) at 25°C. Distances are in units of mounting height (20').

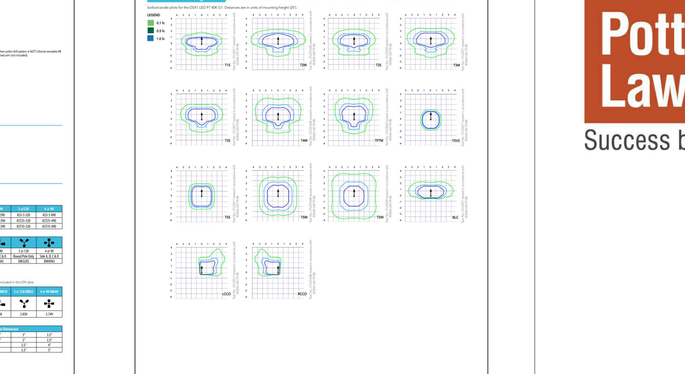

Submitted by Enterprise Lighting, LTD

Job Name: 1617 Sherman Ave - Site

Catalog Number: DSX1 LED P2 **K T3M MVOLT SPA HS STD FINISH G1

Notes:

Type: OA3M

ELLD3-118618

Performance Data

Lumen Ambient Temperature (LAT) Multipliers

Use these factors to determine relative lumen output for average ambient temperatures from 0–40°C (32–104°F).

Ambient	Lumen Multiplier
0°C	1.04
10°C	1.04
20°C	1.02
25°C	1.01
30°C	1.00
40°C	0.99

Projected LED Lumen Maintenance

Table references the performance factor that corresponds to the desired number of operating hours below. For other lumen maintenance values, contact factory.

Operating Hours	Lumen Maintenance Factor
25,000	0.96
50,000	0.92
100,000	0.85

Minimum Exterior Ambient Temperature

Option	Dimmed State	High Level (Full Output)	Photocell Operation	Sound Operation	Fixture Rating	Ratings above 30°C
PIR or PIRH	70-77°F (21-25°C)	70-77°F (21-25°C)	Disabled at 10°C	0 min	0 min	5 min
PIRTFM, PIRHTFM, PIR1FC3V or PIRHTFM	70-77°F (21-25°C)	70-77°F (21-25°C)	Disabled at 10°C	0 min	0 min	5 min

*For use where outdoor sensor is used as a dusk-to-dawn control.

Control Options	
Nomenclature	Description
FAO	Field adjustable output device installed inside the luminaire; wired to the driver dimming lead.
DS	Drivers wired independently for 50/50 luminaire operation
PER5 or PER7	Twist-lock photocell receptacle
PIR or PIRH	Motion sensors with integral photocell. PIR for 8–15' mounting. PIRH for 15–30' mounting.
NLTAIR2 PIRHN	nLight AIR enabled luminaire for motion sensing, photocell and wireless communication.

Function/Ability	Primary control device	Notes
Allows the luminaire to be manually dimmed; effectively trimming the light output.	FAO device	Cannot be used with other controls options that need the 0-10V leads.
Drivers wired independently for 50/50 luminaire operation	Independently wired drivers	Requires two separately switched circuits. Consider nLight AIR as a more cost effective alternative.
Compatible with standard twist-lock photocells for dusk to dawn operation, or advanced control modes that provide 0-10V dimming signals.	Twist-lock photocells such as BCU (Not all network control nodes such as RSNM).	Plus 4 & 5 no dimming leads on driver. Plus 6 & 7 are capped inside luminaire
Motion sensor with integral photocell. PIR for 8–15' mounting. PIRH for 15–30' mounting.	Luminaires store when no occupancy is detected.	Also available with PIRTFM when the sensor photocell is used for dusk to dawn operation
nLight AIR enabled luminaire for motion sensing, photocell and wireless communication.	nLight AIR devices can be programmed and commissioned from the ground using the CAMBUS Pro app.	nLight AIR enabled luminaire can be programmed and commissioned from the ground using the CAMBUS Pro app.

Submitted by Enterprise Lighting, LTD

Job Name: 1617 Sherman Ave - Site

Catalog Number: DSX1 LED P2 **K T3M MVOLT SPA HS STD FINISH G1

Notes:

Type: OA3M

ELLD3-118618

Performance Data

Lumen Output

Lumen values are from photometric tests performed in accordance with IESNA LM-79-08. Data is considered to be representative of the configurations shown, within the tolerances allowed by Lighting Facts. Actual performance may differ as a result of end-user environment and application. Actual wattage may differ by +/- 10% when operating between -40°C to +40°C (-40°F to +104°F). Contact factory for performance data on any configurations not listed.

LEDs	Drive Current	System Watts	Distribution	Voltage	25K				30K				40K				50K			
					Lumens	B	U	G	Lumens	B	U	G	Lumens	B	U	G	Lumens	B	U	G
30	530	P1	54W	T1S	6,480	2	0	2	6,804	2	0	2	7,128	2	0	2	7,128	2	0	2
				T2S	6,480	2	0	2	6,804	2	0	2	7,128	2	0	2	7,128	2	0	2
				T2M	6,480	2	0	2	6,804	2	0	2	7,128	2	0	2	7,128	2	0	2
				T3S	6,480	2	0	2	6,804	2	0	2	7,128	2	0	2	7,128	2	0	2
				T3M	6,372	2	0	2	6,691	2	0	2	7,011	2	0	2	7,011	2	0	2
				T4M	6,372	2	0	2	6,691	2	0	2	7,011	2	0	2	7,011	2	0	2
				T4W	6,372	2	0	2	6,691	2	0	2	7,011	2	0	2	7,011	2	0	2
				TFTM	6,372	2	0	2	6,691	2	0	2	7,011	2	0	2	7,011	2	0	2
				BLC	6,372	2	0	2	6,691	2	0	2	7,011	2	0	2	7,011	2	0	2
				LCCO	6,372	2	0	2	6,691	2	0	2	7,011	2	0	2	7,011	2	0	2
				RCCO	6,372	2	0	2	6,691	2	0	2	7,011	2	0	2	7,011	2	0	2
30	700	P2	72W	T1S	8,551	2	0	2	8,984	2	0	2	9,416	2	0	2	9,416	2	0	2
				T2S	8,551	2	0	2	8,984	2	0	2	9,416	2	0	2	9,416	2	0	2
				T2M	8,551	2	0	2	8,984	2	0	2	9,416	2	0	2	9,416	2	0	2
				T3S	8,551	2	0	2	8,984	2	0	2	9,416	2	0	2	9,416	2	0	2
				T3M	8,407	2	0	2	8,833	2	0	2	9,258	2	0	2	9,258	2	0	2
				T4M	8,407	2	0	2	8,833	2	0	2	9,258	2	0	2	9,258	2	0	2
				T4W	8,407	2	0	2	8,833	2	0	2	9,258	2	0	2	9,258	2	0	2
				TFTM	8,407	2	0	2	8,833	2	0	2	9,258	2	0	2	9,258	2	0	2
				BLC	8,407	2	0	2	8,833	2	0	2	9,258	2	0	2	9,258	2	0	2
				LCCO	8,407	2	0	2	8,833	2	0	2	9,258	2	0	2	9,258	2	0	2
				RCCO	8,407	2	0	2	8,833	2	0	2	9,258	2	0	2	9,258	2	0	2
30	1050	P3	107W	T1S	12,798	3	0	3	13,448	3	0	3	14,097	3	0	3	14,097	3	0	3
				T2S	12,798	3	0	3	13,448	3	0	3	14,097	3	0	3	14,097	3	0	3
				T2M	12,798	3	0	3	13,448	3	0	3	14,097	3	0	3	14,097	3	0	3
				T3S	12,798	3	0	3	13,448	3	0	3	14,097	3	0	3	14,097	3	0	3
				T3M	12,594	3	0	3	13,234	3	0	3	13,867	3	0	3	13,867	3	0	3
				T4M	12,594	3	0	3	13,234	3	0	3	13,867	3	0	3	13,867	3	0	3
				T4W	12,594	3	0	3	13,234	3	0	3	13,867	3	0	3	13,867	3	0	3
				TFTM	12,594	3	0	3	13,234	3	0	3	13,867	3	0	3	13,867	3	0	3
				BLC	12,594	3	0	3	13,234	3	0	3	13,867	3	0	3	13,867	3	0	3
				LCCO	12,594	3	0	3	13,234	3	0	3	13,867	3	0	3	13,867	3	0	3
				RCCO	12,594	3	0	3	13,234	3	0	3	13,867	3	0	3	13,867	3	0	3
30	1400	P5	138W	T1S	15,405	3	0	3	16,183	3	0	3	16,960	3	0	3	16,960	3	0	3
				T2S	15,405	3	0	3	16,183	3	0	3	16,960	3	0	3	16,960	3	0	3
				T2M	15,405	3	0	3	16,183	3	0	3	16,960	3	0	3	16,960	3	0	3
				T3S	15,405	3	0	3	16,183	3	0	3	16,960	3	0	3	16,960	3	0	3
				T3M	15,157	3	0	3	15,923	3	0	3	16,690	3	0	3	16,690	3	0	3
				T4M	15,157	3	0	3	15,923	3	0	3	16,690	3	0	3	16,690	3	0	3
				T4W	15,157	3	0	3	15,923	3	0	3	16,690	3	0	3	16,690	3	0	3
				TFTM	15,157	3	0	3	15,923	3	0	3	16,690	3	0	3	16,690	3	0	3
				BLC	15,157	3	0	3	15,923	3	0	3	16,690	3	0	3	16,690	3	0	3
				LCCO	15,157	3	0	3	15,923	3	0	3	16,690	3	0	3	16,690	3	0	3
				RCCO	15,157	3	0	3	15,923	3	0	3	16,690	3	0	3	16,690	3	0	3

NOTES

1. MVOLT driver operates on any line voltage from 120-277V (50/60 Hz). Specify 120, 208, 240 or 277 options only when ordering with fixed 120 (or 277) voltage, or when ordering 347V or 480V.
2. Consult factory for performance data on T5W and T5HW distribution. Not available with P4K, P8K.
3. Not available with 90 degree mounting. Not recommended for 0° arrow.
4. Photocontrol (PE) requires 120, 208, 240, 277 or 347 voltage option. Not available with motion/ambient light sensors (PIR or PIRH).
5. Not available with 347V or 480V. Not available with DMG, PIR, PIRH, PIR1FC3V, PIRH1FC3V, PIRTFM, PIRHTFM. Contact factory for details. Dimming driver standard. Includes ambient light sensor. Not available with "HS" option (button type photocell).
6. Not available with 20 LED P3K4 mA configuration (DSXW1P3K4 LED 20C 1000).
7. Not available with DMG, PIR, PIRH, PIR1FC3V, PIRH1FC3V, PIRTFM, PIRHTFM. Contact factory for details. Dimming driver standard. Not available with PER5 or PER7. Separate nLight required.
8. Single fuse (SF) requires 120, 277, or 347 voltage option. Double fuse (DF) requires 208, 240, or 480 voltage option.
9. Also available as a separate accessory; see Accessories information.

ALIGHT AIR CONTROLS

The DSX1 LED area luminaire is also available with nLight® AIR for the ultimate in wireless control. This powerful controls platform provides out-of-the-box motion-sensing and photocell functionality and is suitable for mounting heights up to 40 feet. Once commissioned using a smartphone and the easy-to-use nLight AIR app, the luminaire can operate on a stand-alone basis with motion sensor and photocell group response without the need for additional equipment. Scheduled dimming with motion sensor override can be achieved by adding nLight AIR wireless devices to the nLight Ecosystem. Additional information about nLight AIR can be found here.

INSTALLATION

Included mounting block and integral arm facilitate quick and easy installation. Stainless steel bolts fasten the mounting block securely to poles and walls, providing a rock-solid connection. Wire guard helps protect wires and aiming per-ANSI C136.31. The D-Series Size 1 utilizes the ADDR2™ series oxide drilling pattern (template #8). NEMA photocontrol receptacle are also available.

LISTINGS

UL listed to meet U.S. and Canadian standards. UL Listed for wet locations. IP66 per IEC 60529. 3G vibration rated per ANSI C136.31. Rated for -40°C minimum ambient. U.S. Patent No. D672,492 S. International patent pending.

DesignLights Consortium® (DLC) Premium qualified product and DLC qualified product. Please check the DLC Qualified Products List at www.designlights.org/QPL to confirm which versions are qualified.

International Dark-Sky Association (IDA) Fixture Seal of Approval (FSA) is available for all products on this page utilizing 3000K color temperature only.

BUY AMERICAN ACT

Product with the BAA option is assembled in the USA and meets the Buy American-related procurement requirements under FAR, DFARS and DOT regulations. Please refer to www.acuitybrands.com/buyamerican for additional information.

WARRANTY

5-year limited warranty. This is the only warranty provided and no other statements in this specification sheet create any warranty of any kind. All other express and implied warranties are disclaimed. Complete warranty terms located at www.acuitybrands.com/support/terms-and-conditions

Note: Actual performance may differ as a result of end-user environment and application.

All values are design or typical values, measured under laboratory conditions at 25°C.

Specifications subject to change without notice.

LITHONIA LIGHTING — COMMERCIAL OUTDOOR

One Lithonia Way • Conyers, Georgia 30012 • Phone: 1-800-705-SERV (7378) • www.lithonia.com

DSXF LED 01

Submitted by Enterprise Lighting, LTD.

Job Name: 1617 Sherman Ave - Site

Catalog Number: DSXWPM LED 10C 1000 **K TFTM MVOLT DDL SPUMBA STD FINISH

Notes:

Type: OAFT

ELLD1-118618

Options and Accessories



Mounting detail



ASYDF - Asymmetric diffuse (left en-glare is T3M, right engine is diffused)



HS - House-side shields



BSW - Bird deterrent spikes



WG - Wire guard



VG - Vandal guard



DDL - Diffused drop lens

FEATURES & SPECIFICATIONS

INTENDED USE
This energy-saving, long life and easy to install design of the D-Series Pole Mount make it the smart choice for area and site illumination for nearly any facility.

CONSTRUCTION
Two-piece die-cast aluminum housing has integral heat sink fins to optimize thermal performance. Slip-fitter mount secures to square or round poles (3" min.) and is adjustable for ease of maintenance. The LED driver is mounted to the door to minimize heat transfer to from the light engines for low operating temperature and long life. Housing is completely sealed against moisture and environmental contaminants (IP65).

FINISH
Exterior parts are protected by a zinc-infused Super Durable TGIC thermoset powder coat finish that provides superior resistance to corrosion and weathering. A tightly controlled multi-stage process ensures a minimum 3 mils thickness for a finish that is tough and consistent. Available in a variety of standard and designer colors as shown in the Architectural Color options.

OPTICS
Precision-molded proprietary acrylic lenses provide multiple photometric distributions tailored specifically to area lighting applications. Light engines are available in 3000K, 4000K or 5000K with 70 min. CRI configurations.

ELECTRICAL
Light engine(s) consist of 10 high-efficacy LEDs mounted to a metal-core circuit board to maximize heat dissipation and promote long life (L80=100,000 hrs at 25°C). Class 1 electronic drivers have a power factor >90%, THD <20%, and a minimum 2kV surge rating. The luminaire meets a minimum Category C Low Ipm (ANSI/IESNA RP-8-14).

INSTALLATION
Includes universal mounting plate, which utilizes existing drill patterns and allows for quick and easy installation. Stainless steel bolts fasten the mounting block securely to poles.

LISTINGS
CSA certified to U.S. and Canadian standards. Rated for -40°C minimum ambient.

DesignLights Consortium® (DLC) qualified product. Not all versions of this product may be DLC qualified. Please check the DLC Qualified Products List at www.designlights.org to confirm which versions are qualified.

BUY AMERICAN
This product is assembled in the USA and meets the Buy American(DOC) government procurement requirements under FAR, DFARS, and DOT regulations. Please refer to www.acuitybrands.com/buyamerican for additional information.

WARRANTY
5-year limited warranty. Complete warranty terms located at: www.acuitybrands.com/CustomerResources/Terms_and_conditions.asp

Note: Actual performance may differ as a result of end-user environment and application.
All values are design or typical values, measured under laboratory conditions at 25°C.

Specifications subject to change without notice.

Submitted by Enterprise Lighting, LTD.

Job Name: 1617 Sherman Ave - Site

Catalog Number: SSS 10 4C DM19AS STD FINISH

Notes:

Type: OAFT

ELLD1-118618

LITHONIA LIGHTING

Catalog Number
Notes
Type

FEATURES & SPECIFICATIONS

INTENDED USE — These specifications are for USA standards only. Square Straight Steel is a general purpose light pole for up to 30 foot mounting heights. The pole provides a robust yet cost effective option for mounting area lights and floodlights.

CONSTRUCTION —

Pole Shaft: The pole shaft is of uniform dimension and wall thickness and is made of a weldable-grade, hot-rolled, commercial quality steel tubing with a minimum yield of 55 KSI (1 gauge, 0.120", or 10 KSI (7 gauge, 0.179"). Shafts are given with a full-length handhole/high-frequency electric resistance weld. Uniformity squares corners and accurate dimensions are maintained by state-of-the-art computer controlled cutting and punching equipment.

Pole Top: Options include 3" round top, drilled for side mount fixtures, tenon with drilling; brackets and a 4 pole and open top. Side drilled and open top poles include a removable top cap.

Handhole: A reinforced handhole with grounding provision is provided at 16" from the base on side A. Positioning the handhole lower may not be possible and requires engineering review; consult Tech Support Guidelines for further information. Every handhole includes a cover and cover fastener. The handhole has a nominal dimension of 2" x 4".

Base Cover: A durable ABS plastic base cover, finished to match the pole, is provided with each pole.

Anchor Base Bolts: Anchor base is fabricated from steel that meets ASTM A36 standards and can be altered to match existing foundations; consult factory for modifications. Anchor bolts are manufactured to ASTM F1554 Standards grade 55, 55 KSI minimum yield strength and tensile strength of 75-95 KSI. Top threaded portion (nominal 12") is hot-dipped galvanized per ASTM A153.

HARDWARE — All structural fasteners are high-strength galvanized carbon steel. All non-structural fasteners are galvanized or zinc plated carbon steel or stainless steel.

FINISH — Extra durable aluminum finish is coated with TGIC (Triglycidyl Isocyanurate) Polyester powder that meets or exceeds AAMA 2604 specifications. Standard colors are Black, Natural Aluminum, White, Bronze, Dark Bronze and Sandstone colors. Architectural Colors and Special Finishes are available by quote and include, but are not limited to Paint over Hot-dipped Galvanized, RAL Colors, Custom Colors and Extended Warranty Finishes.

BUY AMERICAN ACT — Product with the BAA options is assembled in the USA and meets the Buy American(DOC) government procurement requirements under FAR, DFARS and DOT regulations.

Please refer to www.acuitybrands.com/buy-american for additional information.

INSTALLATION — Do not erect poles without having fixtures installed. Factory supplied templates must be used when setting anchor bolts. Lithonia Lighting will not accept claim for incorrect anchorage placement due to failure to use Lithonia Lighting factory templates. If poles are stored outside, all protective wrapping must be removed immediately upon delivery to prevent finish damage. Lithonia Lighting is not responsible for the foundation design.

WARRANTY — 5-year limited warranty. This is the only warranty provided and no other statements in this specification sheet create any warranty of any kind. All other express and implied warranties are disclaimed. Complete warranty terms located at www.acuitybrands.com/support/warranty/terms-and-conditions

NOTE: Actual performance may differ as a result of end-user environment and application.
Specifications subject to change without notice.

Anchor Base Poles

SSS

SQUARE STRAIGHT STEEL

BAA

DOWNLIGHTING One Lithonia Way Conyers, Georgia 30012 Phone: 800-705-SERV (7378) www.lithonia.com

©2014-2022 Acuity Brands Lighting, Inc. All rights reserved. Rev. 12/01/22

Submitted by Enterprise Lighting, LTD.

Job Name: 1617 Sherman Ave - Site

Catalog Number: SSS 10 4C DM19AS STD FINISH

Notes:

Type: OAFT

ELLD1-118618

SSS Square Straight Steel Poles

ORDERING INFORMATION Lead times will vary depending on options selected. Consult with your sales representative.

Example: SSS 20 5C DM19 DDBXD

SSS	verify								
Series	Nominal Shaft Length	Nominal shaft base size/wall thickness*	Mounting*		Options		Finish*	
SSS	10' 10' (10 feet) (nominally, with 4 inches buried, shaft is 10' 2in in length) 20ft (dia.)	4C 4" dia (0.120") 5C 5" dia (0.120") 7C 7" dia (0.179") 9C 9" dia (0.179")	Specify one: Tenon mounting (see Tenon Mounting Detail)		Shipped installed		Specify one:	
			#1	Open top (includes 1hp nut)	DM19AS* 1 at 90°	Vibration dampers*	DNAXD	Dark Bronze
	See technical information table for complete information.)	See technical information table for complete information.)	1G	1" NPT tenon	DM19AST* 1 at 180°	Horizontal arm bracket (1 fixture)*	DBLXD	Black
			1C	1" hdp (0.135")	DM28AST* 2 at 180°	Tenon outlet box electrical**	DNAXD	Natural aluminum
			1CS	2-3/8" O.D. (2-1/2" tenon)	DM28AST* 2 at 90°	1/2" coupling*	DWHXD	White
			1SC	3" hdp (0.135")	DM38AST* 3 at 90°	3/4" coupling*	DSSXD	Sandstone
			1SS	3-1/2" O.D. (3" NPS)	DM48AST* 4 at 90°	1" coupling*	DGCXD	Charcoal gray
			1S	4" O.D. (3-1/2" NPS)	DM28ST* (specify drilling)	1" coupling*	DTGXD	Textured green
				ADA MOUNTING HEIGHT (see drilling)	DM38ST* (specify drilling)	1/2" threaded nipple*	DBRXD	Bright red
			1AS	2 at 180°	DM19ST* 1 at 90°	NPS 3/4 tp	DSDXD	Steel Blue
			DM28	2 at 180°	DM19AST* 1 at 180°	NPS 1 tp	DSBXD	Textured dark bronze
			DM28S	2 at 180° with one 90°	DM19ARS* 1 at 90°	1" threaded nipple*	DBLBXD	Textured black
			DM29	2 at 90°	DM19ARST* 1 at 180°	Extra handhole**	DNAXD	Textured natural aluminum
			DM39	3 at 90°	DM29AST* 2 at 180°		DMAXD	Textured white
			DM49	4 at 90°	DM29ARST* 2 at 180°			
			DM49AS	4 at 90° with one 90°	DM39AST* 3 at 180°			
			DM29RD	2 at 90°	DM49AST* 4 at 180°			
			DM39	3 at 90°				
			DM49	4 at 90°				
			DM28AS	2 at 180°				
			DM38AS	3 at 180°				
			DM48AS	4 at 180°				

Accessories: Order as separate catalog number.

PLS10 DP	Pole Plug for DP Drilling
PLS10	Pole Plug for DM Hand E drillings

NOTES:
1. Handhole cover (HNC), full base cover (FBC) and top cap (TC) shipped separately. No need to call out in nomenclature. Standard is 1 handhole oriented at 0°.
2. Wall thickness will be signified with a "7" (7 Gauge) or a "9" (9 Gauge) in nomenclature. "C" - 0.120" "S" - 0.179"
3. Tenon Mounting Detail: Refer to Tenon Mounting Detail for more information on mounting for the same pole, follow this example: DM28AST* 2 at 180° tenon mounting.
4. Refer to the fixture spec sheet for the correct drilling template pattern
5. Not available with fusing.
6. ASTM A36 military recipient a minimum top O.D. of 4".
7. Insert "1" or "2" to designate fixture size, e.g. DM19AS2.
8. "A" and "S" options, see the Included Accessories (DM, HS, WG, VG, etc.) are located higher than 2-3 of the pole's total length.
9. Example: Pole length is 25ft, 4 luminaires centered on pole placed above 16ft.

10. Specify location and orientation when ordering options.
Ex: "A/S" - Specify the height above the base of pole in feet of bell and socket, separate bell and socket with a "/". Example: 18'-3 = 3 and 18ft (or 1 and 6ft).
11. Refer to the Square Straight Steel Installation (ILLC2) Refer to the Handhole Orientation diagram below.
12. Example: 1/2" coupling and 3" 4 F. nomenclature = 2F1/2S1.
13. Horizontal arm is 30" x 2-1/8" O.D. broom standard, with radius curve providing 12" rise and 2-1/8" O.D. if ordering multiple luminaires, see Horizontal Arm Bracket (1 Fixture) for ordering information.
14. Fifth, down and curve with 45° radius with an handhole cover. Tenon must be supplied by customer or manufacturer.
15. Combination of tenon top and drill mount includes extra handhole. DM includes cover.
16. Tenon mounting not available with fusing.
17. Size orders will confirm when ordered.
18. Finish must be specified. Additional colors available; see Architectural Color brochure (ordered from Tenon, Inc. 794-3). Lead times may be extended up to 2 weeks due to paint processing.

Accessories: Order as separate catalog number.

PLS10 DP	Pole Plug for DP Drilling
PLS10	Pole Plug for DM Hand E drillings

DOWNLIGHTING One Lithonia Way Conyers, GA 30012 Phone: 800-705-SERV (7378) www.lithonia.com

©1994-2022 Acuity Brands Lighting, Inc. All rights reserved. Rev. 12/01/22

Submitted by Enterprise Lighting, LTD.

Job Name: 1617 Sherman Ave - Site

Catalog Number: SSS 10 4C DM19AS STD FINISH

Notes:

Type: OAFT

ELLD1-118618

SSS Square Straight Steel Poles

TECHNICAL INFORMATION — EPA (ft²) with 1.3 gust

Catalog Number	Nominal Length (ft)	Pole Shaft Size (Outside Dia. in in.)	Wall thickness (in)	Gauge	EPA (ft²) with 1.3 gust				Bolt circle (in)	Bolt size (inc. nuts + lock washers)	Approximate Net Weight (lbs.)
					90 MPH	Max. weight	100 MPH	Max. weight	100 MPH Max. weight		
SSS 10 4C	10	4.0 x 10.0	0.120"	11	10.4	765	23.8	595	10.6	4/5	8-0	3/4 x 18 x 2	75
SSS 12 4C	12	4.0 x 12.0	0.120"	11	10.4	1,148	14.8	1,148	14.8	4/5	8-0	3/4 x 18 x 2	90
SSS 14 4C	14	4.0 x 14.0	0.120"	11	10.9	498	15.1	378	11.7	2/0	8-0	3/4 x 18 x 2	100
SSS 10 5C	10	5.0 x 10.0	0.120"	11	15.9	580	15.8	295	8.9	2/0	8-0	3/4 x 18 x 2	110
SSS 10 5C	10	5.0 x 10.0	0.179"	7	12.8	315	9.2	230	6.7	1/0	8-0	3/4 x 18 x 2	110
SSS 12 5C	12	5.0 x 12.0	0.120"	11	15.9	398	15.8	567	4.5	1/0	8-0	3/4 x 18 x 2	120
SSS 20 4C	20	4.0 x 20.0	0.120"	11	9.6	206	6.7	167	4.5	1/0	8-0	3/4 x 18 x 2	146
SSS 20 5C	20	5.0 x 20.0	0.120"	11	15.9	206	6.7	167	4.5	1/0	8-0	3/4 x 18 x 2	180
SSS 20 7C	20	7.0 x 20.0	0.179"	7	23.1	443	15.1	343	9.4	2/0	10-12	1 x 36 x 4	195
SSS 30 5C	30	5.0 x 30.0	0.179"	7	23.1	443	15.1	343	9.4	2/0	10-12	1 x 36 x 4	255
SSS 30 7C	30	7.0 x 30.0	0.179"	7	16.9	363	11.4	333	7.6	4/5	10-12	1 x 36 x 4	340
SSS 35 5C	35	5.0 x 35.0	0.179"	7	5.9	150	2.2	150	--	--	10-12	1 x 36 x 4	440
SSS 35 7C	35	7.0 x 35.0	0.179"	7	12.4	310	7.8	198	4.2	5/0	11-13	1 x 36 x 4	540
SSS 39 4C	39	4.0 x 39.0	0.179"	7	7.2	180	3	75	--	--	11-13	1 x 36 x 4	605

NOTE: 1 EPA values are based ASCE 7-10 rated using Exp. C (1.3 % increment), with a for the pole height. Ex. 20 ft is gust 1.00 ft².

TECHNICAL INFORMATION — EPA (ft²) WITH 3-SECOND GUST PER AASHTO 2013

Series	Nominal Height (ft)	Shaft Butt Dia. (in)	Wall Thickness (in)	90 MPH	Max. weight	100 MPH	Max. weight	110 MPH	Max. weight	120 MPH	Max. weight	130 MPH	Max. weight	150 MPH	Max. weight	Approximate Net Weight (lbs.)
SS	20	4C	0.120	11	6.7	265	8.1	265	8.1	265	8.1	265	7	175	6	105
SS	12	4C	16	400	13	325	19	250	9	200	6.5	165	5	125	4	100
SS	14	4C	13.5	350	16	250	7.5	190	4.5	150	4.5	115	3.5	85	2.5	90
SS	16	4C	10.5	263	7.5	190	5.5	138	3.4	100	3	75	2.3	58	1	25
SS	18	4C	10.5	263	7.5	190	5.5	138	3.4	100	3	75	2.3	58	1	25
SS	18	5C	13	325	9.5	238	6.5	163	4.5	113	3	75	1.5	38	3	10
SS	20	4C	6	150	4	100	2.5	63	1.5	25	--	--	--	--	--	140
SS	20	4C	10.5	263	7.5	188	5.5	138	3.5	88	2	50	1	25	--	205
SS	20	5C	13	325	9.5	238	6.5	163	4.5	113	3	75	1.5	38	3	10
SS	20	5C	16	20	300	13	375	11.5	288	8.3	213	6	150	4.5	113	3
SS	20	7C	13	325	9.5	238	6.5	163	4.5	113	3	75	1.5	38	3	10
SS	25	4C	5.5	138	3	75	1.5	38	--	--	--	--	--	--	--	245
SS	25	5C	4.5	113	2	50	--	--	--	--	--	--	--	--	--	225
SS	25	5C	12	300	8.5	213	5.5	138	3	75	1.5	38	--	--	--	360
SS	25	6C	19	475	15.5	338	9	225	5.5	138	3	75	1	25	--	445
SS	25	7C	13	325	9.5	238	6.5	163	4.5	113	3	75	1.5	38	3	10
SS	30	4C	3	75	1	25	--	--	--	--	--	--	--	--	--	245
SS	30	5C	6.5	163	3.5	88	1	25	--	--	--	--	--	--	--	380
SS	30	5C	11	275	6	150	3.5	63	--	--	--	--	--	--	--	430
SS	35	5C	2	50	--	--	--	--	--	--	--	--	--	--	--	440
SS	35	6C	8	188	--	--	--	--	--	--	--	--	--	--	--	540
SS	39	4C	--	--	--	--	--	--	--	--	--	--	--	--	--	605

NOTE: ASAHO 2013 criteria is the most conservative existing EPA calculation. For poles not showing EPA values under ASAHO 2013, EPA values may exist under commercial criteria (see table above).

*For 12 ft increments, add ½ to the pole height. Ex: 20 ft equals 20.5 ft.

DOWNLIGHTING One Lithonia Way Conyers, GA 30012 Phone: 800-705-SERV (7378) www.lithonia.com

©1994-2022 Acuity Brands Lighting, Inc. All rights reserved. Rev. 12/01/22

Submitted by Enterprise Lighting, LTD.

Job Name: 1617 Sherman Ave - Site

Catalog Number: SSS 10 4C DM19AS STD FINISH

Notes:

Type: OAFT

ELLD1-118618

SSS Square Straight Steel Poles

BASE DETAIL



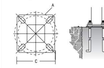

POLE DATA								
Shaft base size	Bolt circle A	Bolt projection B	Base square C	Base plate thickness	Template description	Anchor bolt description	Anchor bolt and template description
4"S	4" - 5"	3.25" - 3.75"	4" - 4.25"	0.75"	ASTBOLATE-PT4SQ04	AB16-4	AB1SS-4C
4"S	4" - 5"	3.38" - 3.75"	4" - 4.25"	0.875"	ASTBOLATE-PT4SQ04	AB30-6	AB1SS-4S
5"	10" - 12"	3.5" - 4"	4" - 5"	1"	ASTBOLATE-PT5SQ10	AB36-4	AB1SS-5
6"	11" - 13"	4" - 4.38"	12.5"	1"	ASTBOLATE-PT6SQ11	AB36-4	N/A

HANDHOLE ORIENTATION

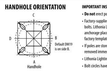

IMPORTANT INSTALLATION NOTES:
- **Do not** erect poles without having fixtures installed.
- Factory supplied templates must be used when setting anchor bolts. Lithonia Lighting will not accept claim for incorrect anchorage placement due to failure to use Lithonia Lighting factory templates.
- If poles are stored outside, all protective wrapping must be removed immediately upon delivery to prevent finish damage.
- Lithonia Lighting is not responsible for the foundation design.
- Anti slip holes have +/- 1/2" tolerance.

CAUTION: These specifications are intended for general purposes only. Lithonia Lighting reserves the right to change material or design, without prior notice, or to continuing effort to upgrade its products.

Submitted by Enterprise Lighting, LTD.

Job Name: 1617 Sherman Ave - Site

Catalog Number: LDN6 **/10 LOGAR LSS MVOLT GZ10

Notes:

Type: OD

ELLD1-118618

LITHONIA LIGHTING

Catalog Number
Notes
Type

FEATURES & SPECIFICATIONS

INTENDED USE — Ideal for recessed in new construction, shallow, conference rooms and private offices.

CONSTRUCTION — Galvanized steel mounting plate frame, galvanized steel junction box with bottom hinged access cover and spring latches. Reflectors are retained by torsion springs.

ELECTRICAL — Electronic driver operates at high frequency and provides 0-10V total adjustment. Two combinations 12" and 7" and four 7" luminaires for straight-through conduit runs. Capacity: 8 #14, 6 #12, 4 #10 conductors, rated for 90°C.

OPTICS — Precision-molded, proprietary lenses.

Fixtures containing thermal management for 21°C standard, high ambient (40°C) option available. Light engines and drivers are accessible from above or below ceiling.

Mounting thickness 1-1/2".

Ambient 25°C (77°F) and 40°C (104°F) 4K/5K minimum, 90 CRI optional.

LED light engines are integral and field-replaceable optical lens.

Thermal dissipation lighting with 1.0 S/MH and 0.5" overflow and source and storage.

Self-flanged anodized reflectors in specular, semi-specular, or matte diffuse finishes. Also available in white and black painted finishes.

ELECTRICAL — Multi-volt (120-277V, 50/60Hz) 0-10V dimming drivers mounted to junction box. 10% or 1% minimum dimming level available.

0-10V dimming fixtures require two (2) additional line-voltage wires to be pulled.

75% lumen maintenance at 60,000 hours.

LISTINGS — Certified to US and Canadian safety standards. Wet location standard (covered ceiling). IP21 rated. ENERGY STAR® certified.

BUY AMERICAN ACT — Product with the BAA options is assembled in the USA and meets the Buy American(DOC) government procurement requirements under FAR, DFARS and DOT regulations.

Please refer to www.acuitybrands.com/buy-american for additional information.

WARRANTY — 5-year limited warranty. This is the only warranty provided and no other statements in this specification sheet create any warranty of any kind. All other express and implied warranties are disclaimed. Complete warranty terms located at www.acuitybrands.com/support/warranty/terms-and-conditions

Note: Actual performance may differ as a result of end-user environment and application.
All values are design or typical values, measured under laboratory conditions at 25°C.

Specifications subject to change without notice.

LDN6

6" Open and Multitask LED Non-IC New Construction Downlight

ORDERING INFORMATION Lead times will vary depending on options selected. Consult with your sales representative.

Example: LDN6 35/15 L06AR LSS MVOLT GZ10

LDN6	verify								
Series	Color temperature	Lumens*		Aperture/Trim Color		Finish		Voltage	
LDN6 6" round	27 2700K 30 3000K 35 3500K 40 4000K 50 5000K	05 300 lumens 07 700 lumens 10 1000 lumens 15 1500 lumens 20 2000 lumens	25 2500 lumens 30 3000 lumens 40 4000 lumens 50 5000 lumens	06 Haltech WH Matte White BK* Black		13 Specular		MVOLT Multi-volt 120 120V 277 277V 347 347V	

Driver	Options	
0-10V 0-10V driver dims 10%	SF* Single fuse	MBS* eLight™ Lumen Compensation
1% 0-10V driver dims to 1%	DF* White powered flange	BT* Wireless room control with "Just One Touch" pairing
01 Minimum dimming 1% (specific drivers only)	EL Emergency battery pack with integral test switch. 100 Constant Power, Not Certified in CA Title 20 MAEDBS	EL90CC* eLight™ Emergency pack constant 90 minutes (EL90CC) drivers (EL90CC) and eLight™ dimming pack constant 0-10V (EL90CC) drivers (EL90CC) EB controls) fixtures an emergency circuit.
10 Minimum dimming 1% (specific drivers only)	ELR* Emergency battery pack with integral test switch. 100 Constant Power, Not Certified in CA Title 20 MAEDBS	High ambient option
0-10V 0-10V driver dims 10% with smooth and flicker-free step dimming (specific drivers only)	ELSD* Emergency battery pack with self-diagnostics, integral test switch. 100 Constant Power, Not Certified in CA Title 20 MAEDBS	Occupancy sensor Multi-location sensor enables enable a simple and consistent factory-installed options across all eLight, luminaire brands. Available only in RSA, RSX, RSC, AX, and RSC/CS. Refer to SBL spec sheet on www.acuitybrands.com for more information. RSX2K product specifications.
DSXB 0-10V dim (30/80% dim to dark	ELSDCP* Emergency battery pack, 100W Constant Power with integral test switch. Certified in CA Title 20 MAEDBS	eLight™ Air enabled
	ELSDNCP* Emergency battery pack, 100W Constant Power with remote test switch. Certified in CA Title 20 MAEDBS	eLight™ ABR Dimming Pack Wireless Controls. Controls fixtures on occupancy sensor. Not available with EL90CC or EL90CC options.
	WPP10D* eLight™ network power/relay pack with 0-10V dimming for one 450mA/20 drivers	eLight™ ABR Dimming Pack Wireless Controls. ECO Emergency Operation, set power interrupt detection. Available with battery pack options. Buy America(n) Act Compliant
	WPP20DF* eLight™ network power/relay pack with 0-10V dimming for two 450mA/20 drivers (LP20, LP21, LP) controls fixtures an emergency circuit.	BAA HA30 High (30°C)

Accessories: Order as separate catalog number.

PCXSSSCP	CMC Power Sentry battery pack, T2S compliant, field installable, 1-fixture capacity
CAC SSSB STS	Compact Interruptible emergency AC power system
CAC SSSB CES	Compact interruptible emergency AC power system
SDMAS 2	Sensor/Dimming Adapter. Dimension of sensor must be specified. (SD, SSD, SSD 20D, 25D, SSD 3, SCA) 10V

Notes
1 Specific to ordering with MVOLT or new control sensor versions.

Notes
1 Overall height varies based on lumen package; refer to dimensional chart on page 2.
2 Not available with Emergency options.
3 Not available with emergency options.
4 Not available with 1000, 1500 or 2000 lumens.
5 Available with fuse (SF) or fuse (DF).
6 "CC" if optional shade or top access required for battery pack maintenance.
7 Not available with 347V. Not available with 480V. Not available with 277V. Not available with emergency battery pack and external test.
8 Fixture begins at 80% light level. Must be specified with WPP20DF or WPP20DF-EB. Not available with 0-10V and 0-1 drivers.
9 Not available with CP, WPP20DF, WPP20DFEB, WPP10D, WPP20D or MBS options.
10 NCSNYC, NCSNYCC and NCSNYCSC not recommended for most ceiling installations.
11 Not available with "L" for all lumen packages with 40K.
12 Must specify voltage for 5000lm and above. 5000lm with standard sensing (PE) is 347V & 480V. Not available with emergency battery options.
13 Not available with 347V. Not available with 480V. Not available with 277V. Not available with ELCR. Not recommended for most ceiling installations. Not for use with emergency backup power systems other than battery packs.
14 Not available with 347V or 480V. Not available with 0-10V and 0-1 dimming. Not available with emergency drivers for eLight ABR devices and luminaires with EB options.

DOWNLIGHTING One Lithonia Way Conyers, Georgia 30012 Phone: 800-705-SERV (7378) www.lithonia.com

©2014-2022 Acuity Brands Lighting, Inc. All rights reserved. Rev. 12/01/22

Submitted by Enterprise Lighting, LTD.

Job Name: 1617 Sherman Ave - Site

Catalog Number: LDN6 **/10 LOGAR LSS MVOLT GZ10

Notes:

Type: OD

ELLD1-118618

LDN6

PHOTOMETRY

Distribution Curve	Distribution Data	Output Data	Coefficient of Utilization	Illuminance Data at 30' Above Floor for a Single Luminaire

LDN6 35/10 L06AR, input watts: 10.44, delivered lumens: 9870.0, LM/W = 94.54, spacing criterion at 0= 1.02, test no. ISF 307169262.



Test	Lumens	Lamp	Lumens/Lamp	Total Watts	LPW
307169262	9870	1	9870	104.4	94.54

Zone	Lumens	%Lamp	%Fixture	%Total
0-30	3,599	36.5	36.5	36.5
0-40	5,766	58.4	58.4	58.4
0-60	8,477	85.9	85.9	85.9
0-90	9,870	100.0	100.0	100.0
90-180	0	0.0	0.0	0.0
0-180	9,870	100.0	100.0	100.0

Efficiency: 100.0

Mounting Height	Spacing	Footcandles	Uniformity
8'	8'	15.4	1.0
9'	9'	12.2	1.0
10'	10'	9.9	1.0
11'	11'	8.2	1.0
12'	12'	6.9	1.0

Initial FC Mounting Center Height Spacing Diameter FC Diameter FC
Initial FC: 30.0 15.0 15.0 30.0 30.0
Maintained FC: 22.5 11.3 11.3 22.5 22.5

LDN6 35/15 L06AR, input watts: 17.52, delivered lumens: 1572.9, LM/W = 89.77, spacing criterion at 0= 1.02, test no. ISF 307169265.

Test	Lumens	Lamp	Lumens/Lamp	Total Watts	LPW
307169265	1572.9	1	1572.9	17.52	89.77

Zone	Lumens	%Lamp	%Fixture	%Total
0-30	573.4	36.5	36.5	36.5
0-40	918.7	58.4	58.4	58.4
0-60	1350.9	85.9	85.9	85.9
0-90	1572.9	100.0	100.0	100.0
90-180	0	0.0	0.0	0.0
0-180	1572.9	100.0	100.0	100.0

Efficiency: 100.0

Mounting Height	Spacing	Footcandles	Uniformity
8'	8'	2.4	1.0
9'	9'	1.9	1.0
10'	10'	1.6	1.0
11'	11'	1.3	1.0
12'	12'	1.1	1.0

Initial FC: 3.4 1.7 1.7 3.4 3.4
Maintained FC: 2.5 1.3 1.3 2.5 2.5

LDN6 35/30 L06AR, input watts: 34.75, delivered lumens: 3138.5, LM/W = 90.31, spacing criterion at 0= 1.02, test no. ISF 307169274.



Test	Lumens	Lamp	Lumens/Lamp	Total Watts	LPW
307169274	3138.5	1	3138.5	34.75	90.31

Zone	Lumens	%Lamp	%Fixture	%Total
0-30	1,145	36.5	36.5	36.5
0-40	1,833	58.4	58.4	58.4
0-60	2,695	85.9	85.9	85.9
0-90	3,139	100.0	100.0	100.0
90-180	0	0.0	0.0	0.0
0-180	3,139	100.0	100.0	100.0

Efficiency: 100.0

Mounting Height	Spacing	Footcandles	Uniformity
8'	8'	4.8	1.0
9'	9'	3.8	1.0
10'	10'	3.1	1.0
11'	11'	2.6	1.0
12'	12'	2.1	1.0

Initial FC: 6.8 3.4 3.4 6.8 6.8
Maintained FC: 5.1 2.6 2.6 5.1 5.1

DOWNLIGHTING One Lithonia Way Conyers, Georgia 30012 Phone: 800-705-SERV (7378) www.lithonia.com

©2014-2022 Acuity Brands Lighting, Inc. All rights reserved. Rev. 12/01/22

Submitted by Enterprise Lighting, LTD.

Job Name: 1617 Sherman Ave - Site

**Catalog

Submitted by Enterprise Lighting, LTD.

Enterprise Lighting
Manufacturers' Representatives

Job Name: 1617 Sherman Ave - Site

Catalog Number: DXSW1 LED 20C 1000 **K T2S MVOLT STD FINISH
Notes:

Type: OW2
ELL23-118618



D-Series Size 1
LED Wall Luminaire

DLC LISTED · NIGHTTIME FRIENDLY · BAA

d"series

Catalog Number
Notes
Type

Specifications

Luminaire

Width:	13-3/4" (34.9 cm)	Weight:	12 lbs (5.4 kg)
Depth:	10" (25.4 cm)		
Height:	6-3/8" (16.2 cm)		

Back Box (BBW, E20WC)

Width:	13-3/4" (34.9 cm)	BBW Weight:	5 lbs (2.3 kg)
Depth:	4" (10.2 cm)	E20WC Weight:	10 lbs (4.5 kg)
Height:	6-3/8" (16.2 cm)		

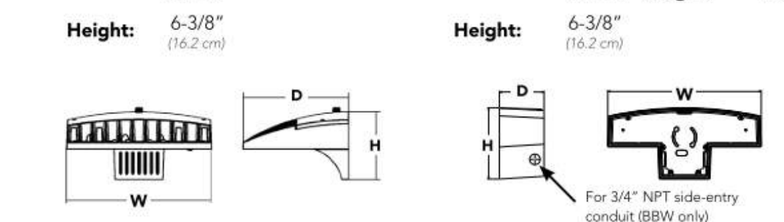

Introduction

The D-Series Wall luminaire is a stylish, fully integrated LED solution for building-mount applications. It features a sleek, modern design and is carefully engineered to provide long-lasting, energy-efficient lighting with a variety of optical and control options for customized performance.

With an expected service life of over 20 years of nighttime use and up to 74% in energy savings over comparable 250W metal halide luminaires, the D-Series Wall is a reliable, low-maintenance lighting solution that produces sites that are exceptionally illuminated.

Ordering Information

EXAMPLE: DXSW1 LED 20C 1000 40K T3M MVOLT DDBTXD

verify

DXSW1 LED

Series	LEDs	Drive Current	Color temperature	Distribution	Voltage	Mounting	Control Options
DXSW1 LED	10C 10 LEDs (one engine); 20C 20 LEDs (two engines)[1]	350 350 mA; 530 530 mA; 700 700 mA; 1000 1000 mA (1 A)[1]	30K 3000 K; 40K 4000 K; 50K 5000 K; AMBPC Amber phosphor converted	T2S Type II Short; T2M Type II Medium; T3S Type III Short; T3M Type III Medium; T4M Type IV Medium; TFTM Forward Throw Medium	MVOLT[2]; 120[3]; 208[3]; 240[3]; 277[3]; 347[3,4]; 480[3,4]	Shipped included: (blank) Surface mounting bracket; BBW Surface-mounted back box (for conduit entry)[5]	Shipped installed: PE Photoelectric cell, button type[6]; DMG 0-10v dimming wires pulled outside fixture (for use with an external control, ordered separately); PIR 180° motion/ambient light sensor, <15' mtg ht[1,7]; PIRH 180° motion/ambient light sensor, 15-30' mtg ht[1,7]; PIR1FC3V Motion/ambient sensor, 8-15' mounting height, ambient sensor enabled at 1fc[1,7]; PIRH1FC3V Motion/ambient sensor, 15-30' mounting height, ambient sensor enabled at 1fc[1,7]; E20WC Emergency battery backup (includes external component enclosure), CA Title 20 compliant[8,9]

verify

Other Options		Finish (required)	
Shipped installed: SF Single fuse (120, 277 or 347V)[3,10]; DF Double fuse (208, 240 or 480V)[3,10]; HS House-side shield[11]; SPD Separate surge protection[12]	Shipped separately[11]: BSW Bird-deterrent spikes; VG Vandal guard; DDL Diffused drop lens	DDBXD Dark bronze; DBLXD Black; DNAXD Natural aluminum; DWHXD White	DSSXD Sandstone; DDBTXD Textured dark bronze; DBLBXD Textured black; DNATXD Textured natural aluminum; DWHGXD Textured white; DSSTXD Textured sandstone

Accessories
Ordered and shipped separately.

DSXWHS U House-side shield (one per light engine)
DSXWBSW U Bird-deterrent spikes
DSXW1VG U Vandal guard accessory

NOTES
1 20C 1000 is not available with PIR, PIRH, PIR1FC3V or PIRH1FC3V.
2 MVOLT driver operates on any line voltage from 120-277V (50/60 Hz).
3 Single fuse (SF) requires 120, 277 or 347 voltage option. Double fuse (DF) requires 208, 240 or 480 voltage option.
4 Only available with 20C, 700mA or 1000mA. Not available with PIR or PIRH.
5 Back box ships installed on fixture. Cannot be field installed. Cannot be ordered as an accessory.
6 Photocontrol (PE) requires 120, 208, 240, 277 or 347 voltage option. Not available with motion/ambient light sensors (PIR or PIRH).
7 Reference Motion Sensor table on page 3.
8 Same as old ELCW. Cold weather (-20C) rated. Not compatible with conduit entry applications. Not available with BBW mounting option. Not available with fusing. Not available with 347 or 480 voltage options. Emergency components located in back box housing. Emergency mode IES files located on product page at www.lithonia.com
9 Not available with SPD.
10 Not available with E20WC.
11 Also available as a separate accessory; see Accessories information.
12 Not available with E20WC.

© 2013-2022 Acuity Brands Lighting, Inc. All rights reserved.

Submitted by Enterprise Lighting, LTD.

Job Name: 1617 Sherman Ave - Site

Catalog Number: DXSW1 LED 20C 1000 **K T2S MVOLT STD FINISH
Notes:

Type: OW2
ELL23-118618

Performance Data

Lumen Output

Lumen values are from photometric tests performed in accordance with IESNA LM-79-08. Contact factory for performance data on any configurations not shown here.

LEDs	Drive Current (mA)	System Watts	Dist. Type	30K Lumens	B	U	G	LPW	40K Lumens	B	U	G	LPW	50K Lumens	B	U	G	LPW	AMBPC Lumens	B	U	G	LPW
10C (10 LEDs)	350mA	13W	T2S	1,415	0	0	1	109	1,520	0	0	1	117	1,530	0	0	1	118	894	0	0	1	69
			T2M	1,349	0	0	1	104	1,448	0	0	1	111	1,458	0	0	1	112	852	0	0	1	66
			T3S	1,399	0	0	1	108	1,503	0	0	1	116	1,512	0	0	1	116	884	0	0	1	68
			T3M	1,385	0	0	1	107	1,488	0	0	1	114	1,497	0	0	1	115	876	0	0	1	67
			T4M	1,357	0	0	1	104	1,458	0	0	1	112	1,467	0	0	1	113	858	0	0	1	66
			TFTM	1,411	0	0	1	109	1,515	0	0	1	117	1,525	0	0	1	117	892	0	0	1	69
	530 mA	19W	T2S	2,053	1	0	1	108	2,205	1	0	1	116	2,220	1	0	1	117	1,264	0	0	1	67
			T2M	1,957	1	0	1	103	2,102	1	0	1	111	2,115	1	0	1	111	1,205	0	0	1	63
			T3S	2,031	1	0	1	107	2,181	1	0	1	115	2,194	1	0	1	115	1,250	0	0	1	66
			T3M	2,010	1	0	1	106	2,159	1	0	1	114	2,172	1	0	1	114	1,237	0	0	1	65
			T4M	1,970	1	0	1	104	2,115	1	0	1	111	2,129	1	0	1	112	1,212	0	0	1	64
			TFTM	2,047	0	0	1	108	2,198	1	0	1	116	2,212	1	0	1	116	1,260	0	0	1	66
	700 mA	26W	T2S	2,623	1	0	1	101	2,816	1	0	1	108	2,834	1	0	1	109	1,544	0	0	1	59
			T2M	2,499	1	0	1	96	2,684	1	0	1	103	2,701	1	0	1	104	1,472	0	0	1	57
			T3S	2,593	1	0	1	100	2,785	1	0	1	107	2,802	1	0	1	108	1,527	0	0	1	59
			T3M	2,567	1	0	1	99	2,757	1	0	1	106	2,774	1	0	1	107	1,512	0	0	1	58
			T4M	2,515	1	0	1	97	2,701	1	0	1	104	2,718	1	0	1	105	1,481	0	0	1	57
			TFTM	2,614	1	0	1	101	2,808	1	0	1	108	2,825	1	0	1	109	1,539	0	0	1	59
	1000 mA	39W	T2S	3,685	1	0	1	94	3,957	1	0	1	101	3,982	1	0	1	102	2,235	1	0	1	57
			T2M	3,512	1	0	1	90	3,771	1	0	1	97	3,794	1	0	1	97	2,130	1	0	1	55
			T3S	3,644	1	0	1	93	3,913	1	0	1	100	3,938	1	0	1	101	2,210	1	0	1	57
			T3M	3,607	1	0	1	92	3,873	1	0	1	99	3,898	1	0	1	100	2,187	1	0	1	56
			T4M	3,534	1	0	2	91	3,796	1	0	2	97	3,819	1	0	2	98	2,143	1	0	1	55
			TFTM	3,673	1	0	1	94	3,945	1	0	1	101	3,969	1	0	1	102	2,228	1	0	1	57
20C (20 LEDs)	350mA	23W	T2S	2,820	1	0	1	123	3,028	1	0	1	132	3,047	1	0	1	132	1,777	1	0	1	77
			T2M	2,688	1	0	1	117	2,886	1	0	1	125	2,904	1	0	1	126	1,693	1	0	1	74
			T3S	2,789	1	0	1	121	2,994	1	0	1	130	3,014	1	0	1	131	1,757	0	0	1	76
			T3M	2,760	1	0	1	120	2,965	1	0	1	129	2,983	1	0	1	130	1,739	1	0	1	76
			T4M	2,704	1	0	1	118	2,905	1	0	1	126	2,922	1	0	1	127	1,704	1	0	1	74
			TFTM	2,811	1	0	1	122	3,019	1	0	1	131	3,038	1	0	1	132	1,771	0	0	1	77
	530 mA	35W	T2S	4,079	1	0	1	117	4,380	1	0	1	125	4,407	1	0	1	126	2,504	1	0	1	72
			T2M	3,887	1	0	1	111	4,174	1	0	1	119	4,201	1	0	1	120	2,387	1	0	1	68
			T3S	4,033	1	0	1	115	4,331	1	0	1	124	4,359	1	0	1	125	2,477	1	0	1	71
			T3M	3,993	1	0	2	114	4,288	1	0	2	123	4,315	1	0	2	123	2,451	1	0	1	70
			T4M	3,912	1	0	2	112	4,201	1	0	2	120	4,227	1	0	2	121	2,402	1	0	1	69
			TFTM	4,066	1	0	2	116	4,366	1	0	2	125	4,394	1	0	2	126	2,496	1	0	1	71
	700 mA	46W	T2S	5,188	1	0	1	113	5,572	1	0	1	121	5,607	1	0	1	122	3,065	1	0	1	67
			T2M	4,945	1	0	2	108	5,309	1	0	2	115	5,343	1	0	2	116	2,921	1	0	1	64
			T3S	5,131	1	0	2	112	5,510	1	0	2	120	5,544	1	0	2	121	3,031	1	0	1	66
			T3M	5,078	1	0	2	110	5,454	1	0	2	119	5,487	1	0	2	119	3,000	1	0	1	65
			T4M	4,975	1	0	2	108	5,343	1	0	2	116	5,376	1	0	2	117	2,939	1	0	1	64
			TFTM	5,172	1	0	2	112	5,554	1	0	2	121	5,589	1	0	2	122	3,055	1	0	1	66
	1000 mA	73W	T2S	7,204	1	0	2	99	7,736	2	0	2	106	7,784	2	0	2	107	4,429	1	0	1	61
			T2M	6,865	1	0	2	94	7,373	2	0	2	101	7,419	2	0	2	102	4,221	1	0	1	58
			T3S	7,125	1	0	2	98	7,651	1	0	2	105	7,698	1	0	2	105	4,380	1	0	1	60
			T3M	7,052	1	0	2	97	7,573	2	0	2	104	7,620	2	0	2	104	4,335	1	0	2	59
			T4M	6,909	1	0	2	95	7,420	1	0	2	102	7,466	1	0	2	102	4,248	1	0	2	58
			TFTM	7,182	1	0	2	98	7,712	1	0	2	106	7,761	1	0	2	106	4,415	1	0	2	60

Column groups: 30K (3000 K, 70CRI); 40K (4000 K, 70CRI); 50K (5000 K, 70CRI); AMBPC (Amber Phosphor Converted)

© 2013-2022 Acuity Brands Lighting, Inc. All rights reserved.

Submitted by Enterprise Lighting, LTD.

Job Name: 1617 Sherman Ave - Site

Catalog Number: DXSW1 LED 20C 1000 **K T2S MVOLT STD FINISH
Notes:

Type: OW2
ELL23-118618

Performance Data

Lumen Ambient Temperature (LAT) Multipliers

Use these factors to determine relative lumen output for average ambient temperatures from 0-40°C (32-104°F).

Ambient		Lumen Multiplier
0°C	32°F	1.02
10°C	50°F	1.01
20°C	68°F	1.00
25°C	**77°F**	**1.00**
30°C	86°F	1.00
40°C	104°F	0.98

Electrical Load

LEDs	Drive Current (mA)	System Watts	120V	208V	240V	277V	347V	480V
10C	350	14 W	0.13	0.07	0.06	0.06	-	-
	530	20 W	0.19	0.11	0.09	0.08	-	-
	700	27 W	0.25	0.14	0.13	0.11	-	-
	1000	40 W	0.37	0.21	0.19	0.16	-	-
20C	350	24 W	0.23	0.13	0.12	0.10	-	-
	530	36 W	0.33	0.19	0.17	0.14	-	-
	700	47 W	0.44	0.25	0.22	0.19	0.15	0.11
	1000	74 W	0.69	0.40	0.35	0.30	0.23	0.17

Current (A): columns 120V–480V

Projected LED Lumen Maintenance

Data references the extrapolated performance projections for the **DSXW1 LED 20C 1000** platform in a **25°C ambient**, based on 10,000 hours of LED testing (tested per IESNA LM-80-08 and projected per IESNA TM-21-11).

To calculate LLF, use the lumen maintenance factor that corresponds to the desired number of operating hours below. For other lumen maintenance values, contact factory.

Operating Hours	0	25,000	50,000	100,000
Lumen Maintenance Factor	1.0	0.95	0.93	0.88

Motion Sensor Default Settings

Option	Dimmed State	High Level (when triggered)	Photocell Operation	Dwell Time	Ramp-up Time	Ramp-down Time
PIR or PIRH	3V (37%) Output	10V (100%) Output	Enabled @ 5FC	5 min	3 sec	5 min
*PIR1FC3V or PIRH1FC3V	3V (37%) Output	10V (100%) Output	Enabled @ 1FC	5 min	3 sec	5 min

*For use when motion sensor is used as dusk to dawn control

Photometric Diagrams

To see complete photometric reports or download .ies files for this product, visit Lithonia Lighting's D-Series Wall Size 1 homepage.

Isofootcandle plots for the DSXW1 LED 20C 1000 40K. Distances are in units of mounting height (15').

Distribution overlay comparison to 250W metal halide.

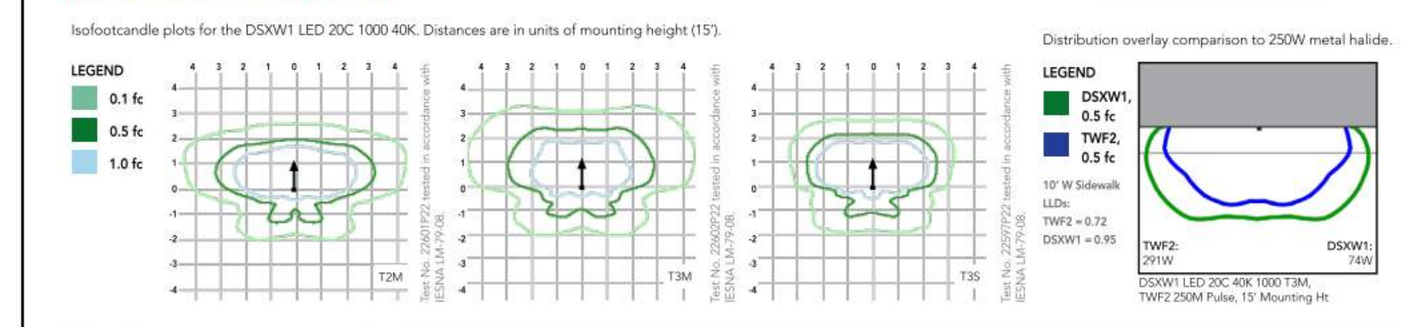

Options and Accessories



FEATURES & SPECIFICATIONS

INTENDED USE
The energy savings, long life and easy-to-install design of the D-Series Wall Size 1 make it the smart choice for building-mounted doorway and pathway illumination for nearly any facility.

CONSTRUCTION
Two-piece die-cast aluminum housing has integral heat sink fins to optimize thermal management through conductive and convective cooling. Modular design allows for ease of maintenance. The LED driver is mounted to the door to thermally isolate it from the light engines for low operating temperature and long life. Housing is completely sealed against moisture and environmental contaminants (IP65).

FINISH
Exterior parts are protected by a zinc-infused Super Durable TGIC thermoset powder coat finish that provides superior resistance to corrosion and weathering. A tightly controlled multi-stage process ensures a minimum 3 mils thickness for a finish that can withstand extreme climate changes without cracking or peeling. Available in textured and non-textured finishes.

OPTICS
Precision-molded proprietary acrylic lenses provide multiple photometric distributions tailored specifically to building mounted applications. Light engines are available in 3000 K (70 min. CRI), 4000 K (70 min. CRI) or 5000 K (70 min. CRI) configurations.

ELECTRICAL
Light engine(s) consist of 10 high-efficacy LEDs mounted to a metal-core circuit board to maximize heat dissipation and promote long life (L88/100,000 hrs at 25°C). Class 1 electronic drivers have a power factor >90%, THD <20%, and a minimum 2.5KV surge rating. When ordering the SPD option, a separate surge protection device is installed within the luminaire which meets a minimum Category C Low (per ANSI/IEEE C62.41.2).

INSTALLATION
Included universal mounting bracket attaches securely to any 4" round or square outlet box for quick and easy installation. Luminaire has a slotted gasket wireway and attaches to the mounting bracket via corrosion-resistant screws.

LISTINGS
CSA certified to U.S. and Canadian standards. Rated for -40°C minimum ambient.

DesignLights Consortium® (DLC) qualified product. Not all versions of this product may be DLC qualified. Please check the DLC Qualified Products List at www.designlights.org/QPL to confirm which versions are qualified.

BUY AMERICAN ACT
This product is assembled in the USA and meets the Buy America(n) government procurement requirements under FAR, DFARS and DOT regulations.
Please refer to www.acuitybrands.com/resources/buy-american for additional information.

WARRANTY
Five-year limited warranty. This is the only warranty provided and no other statements in this specification sheet create any warranty of any kind. All other express and implied warranties are disclaimed. Complete warranty terms located at:
www.acuitybrands.com/support/warranty/terms-and-conditions

Note: Actual performance may differ as a result of end-user environment and application.
All values are design or typical values, measured under laboratory conditions at 25 °C.
Specifications subject to change without notice.

© 2013-2022 Acuity Brands Lighting, Inc. All rights reserved.

Potter Lawson
Success by **Design**

PRELIMINARY
NOT FOR CONSTRUCTION

1617 SHERMAN AVE

VERMILION

1617 SHERMAN AVE
MADISON, WI 53704

2022.21.00

DATE	ISSUANCE/REVISIONS	#
01/17/2023	LAND USE APPLICATION	
01/30/2023	LAND USE APPLICATION - SUPPLEMENTAL INFO	
04/26/2023	URBAN DESIGN COMMISSION	

LIGHTING CUT SHEETS

E006

3/24/2023 4:10:31 PM

©2022 Potter Lawson, Inc.