

CITY OF MADISON
INTRA-DEPARTMENTAL
CORRESPONDENCE

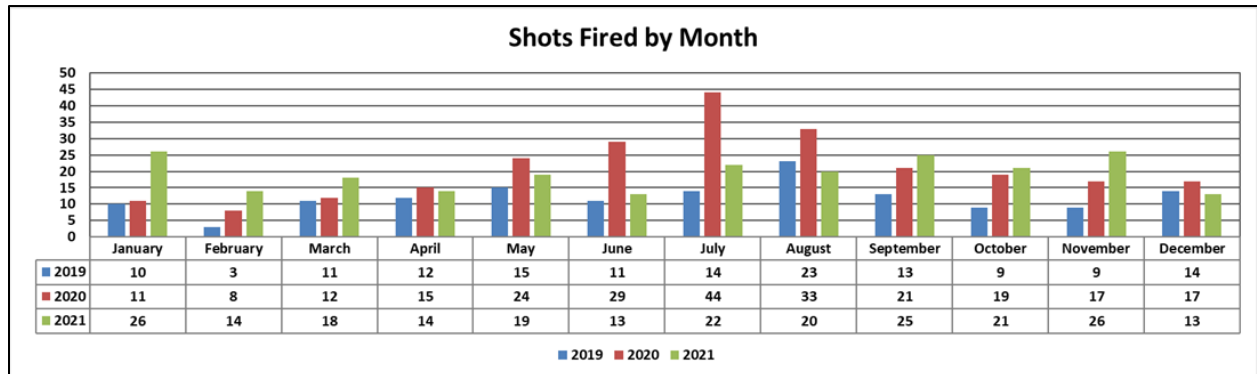
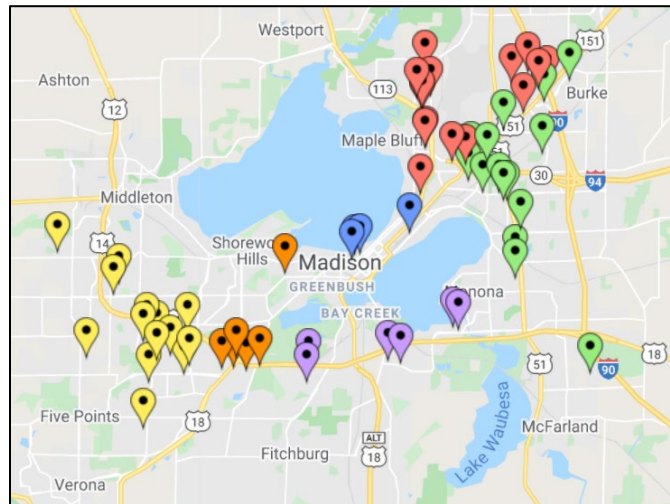
DATE: January 18, 2022

TO: All Alders
FROM: Shon F. Barnes, Chief of Police
SUBJECT: Quarterly Report

This document provides an update on selected MPD topics for the fourth quarter (October, November, and December) of 2021. **Please consider the data included in this update as preliminary and subject to modification.**

Significant Incident Types

Shots Fired – there were sixty (60) shots fired incidents in the City from October 1st through December 31st (2021). This is a **13%** increase from the fourth quarter of 2020. Twenty-eight (28) shots fired incidents were reported during the 4pm – midnight period; twenty (20) were reported during the midnight – 8am time period; and twelve (12) were reported during the 8am – 4pm time period.

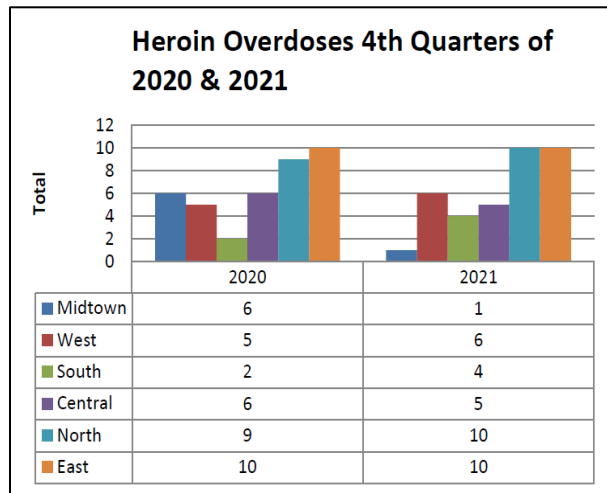


	1 st Quarter	2 nd Quarter	3 rd Quarter	4 th Quarter	Total
Property Damage	15	22	38	20	75
Subjects Struck by Gunfire*	9	8	13	9	30
Accidental Discharge	0	1	1	0	2
Self-Inflicted (intentional)	4	3	5	5	12
Casings Recovered	124	231	258	263	613

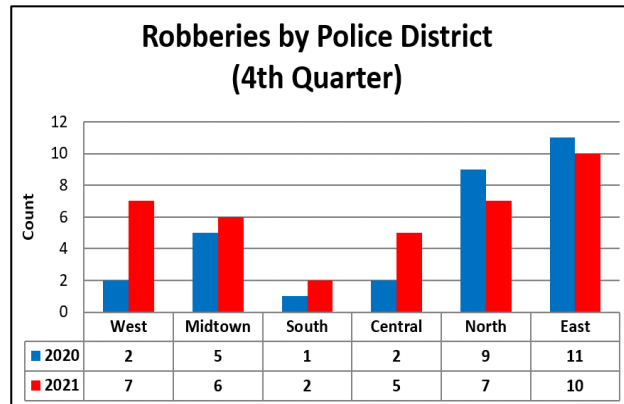
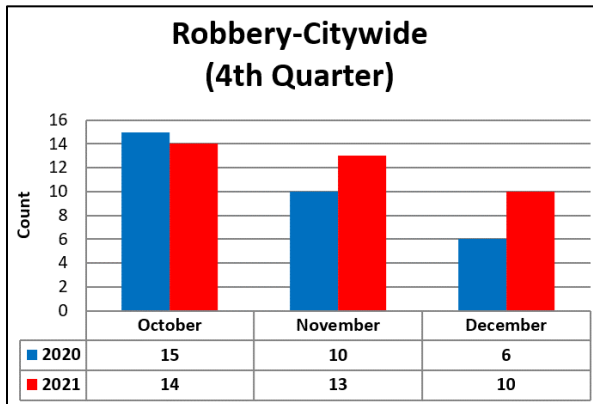
*Excludes accidental discharge & self-inflicted

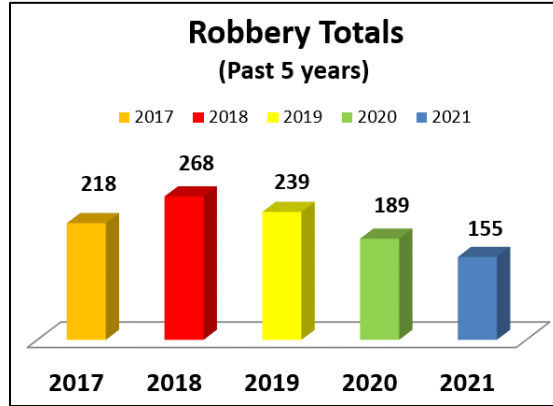
Heroin Overdoses – MPD responded to thirty-six (36) known heroin overdoses during the fourth quarter of 2021. This is an 8% decrease from the fourth quarter of 2020. Note that these figures refer to known overdoses...it is likely that many overdoses are occurring without any report to MPD or MFD.

There were six (6) overdose deaths during the fourth quarter of 2021. This does not reflect any change from the fourth quarter in 2020 where there were also six (6) overdose deaths [note that these figures only include overdose deaths with police involvement and clear evidence of an overdose; the actual figure may be higher].

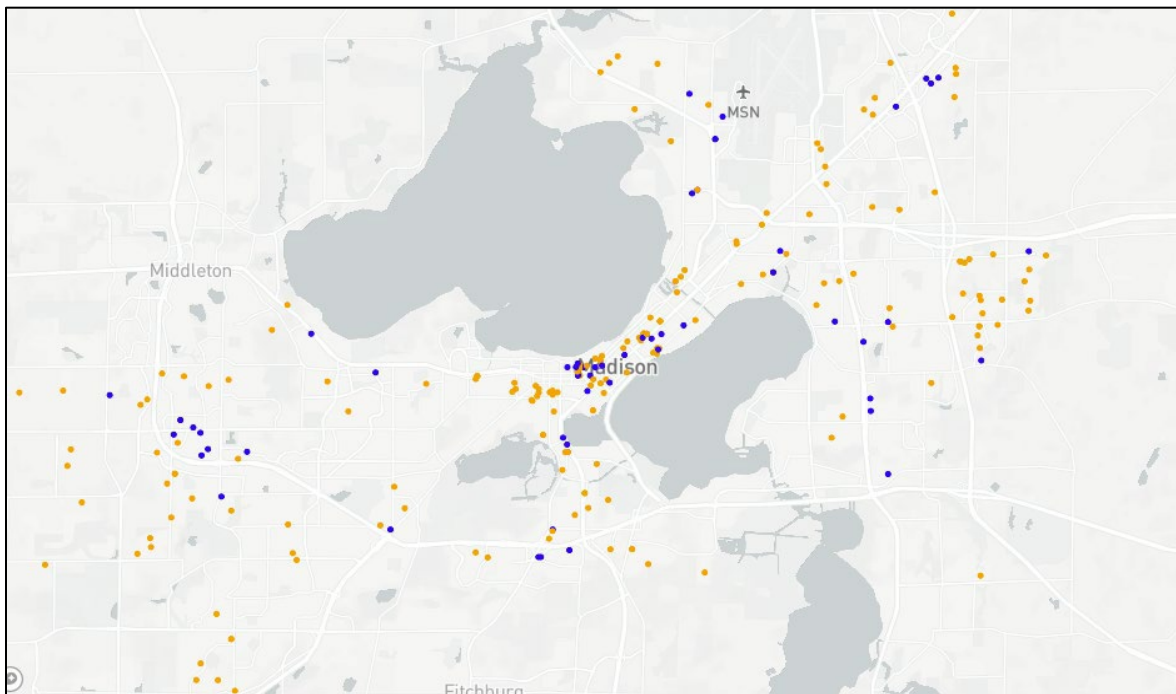
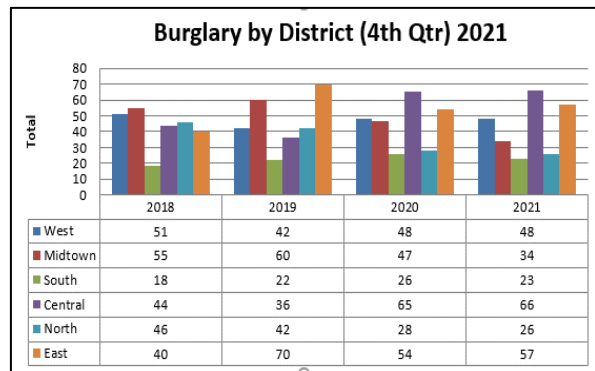
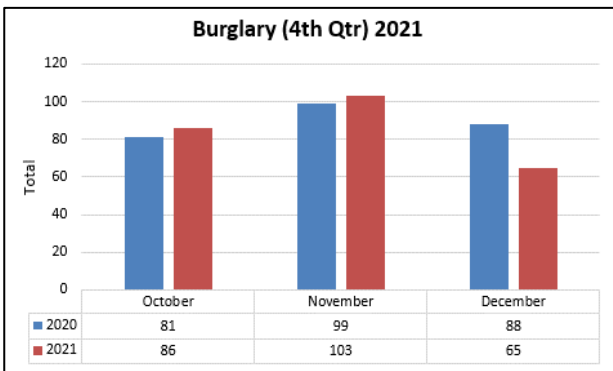


Robberies – Thirty-seven (37) robberies occurred in the City during the fourth quarter of 2021. This is a 19% increase from the fourth quarter of 2020.



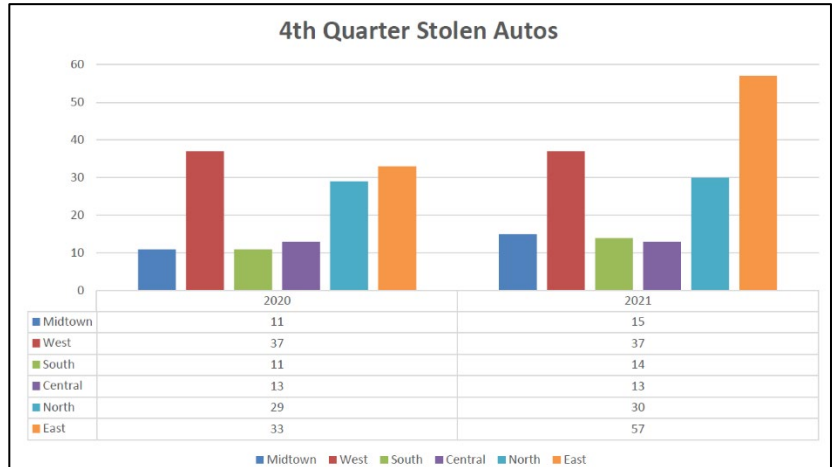


Burglaries – MPD responded to 254 burglaries during the fourth quarter of 2021. This is a 5% decrease from the fourth quarter in 2020.

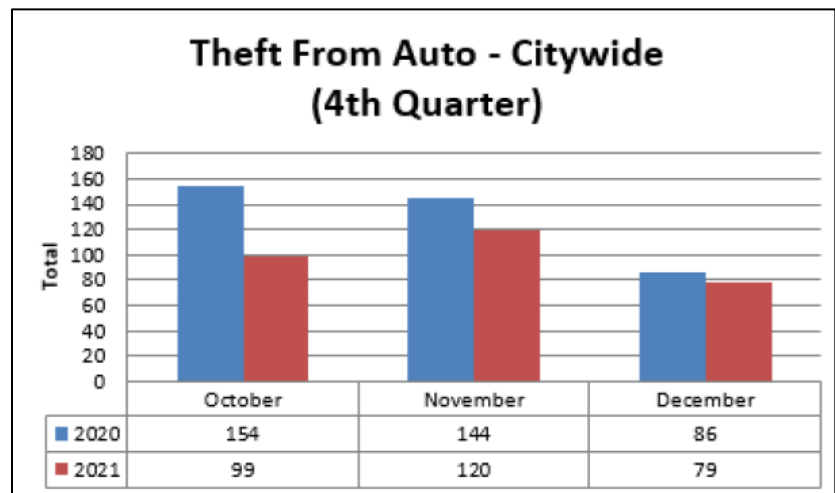


3rd Qtr Burglaries
 Blue = Non-Residential
 Orange = Residential

Stolen Autos – MPD investigated 166 stolen autos during the fourth quarter of 2021. This is a 17% increase from the fourth quarter in 2020.



Thefts from Vehicles – MPD investigated 298 thefts from vehicles during the fourth quarter of 2021. This is a 22% decrease from the fourth quarter in 2020.



Arrest Data

Fourth quarter arrest data:

Sex	Q1	Q2	Q3	Q4	Total	%
Male	980	1,118	1,332	1,189	4,619	74.7%
Female	310	402	440	413	1,565	25.3%
Unknown	0	0	0	0	0	0.0%
Total	1,290	1,520	1,772	1,602	6,184	100.0%
Race	Q1	Q2	Q3	Q4	Total	%
Asian	21	19	16	22	78	1.3%
African-American	683	736	844	815	3,078	49.8%
Native American	10	8	8	11	37	0.6%
Other	24	23	34	26	107	1.7%
Caucasian	552	734	870	728	2,884	46.6%
Total	1,290	1,520	1,772	1,602	6,184	100.0%
Hispanic*	90	100	141	112	443	7.2%

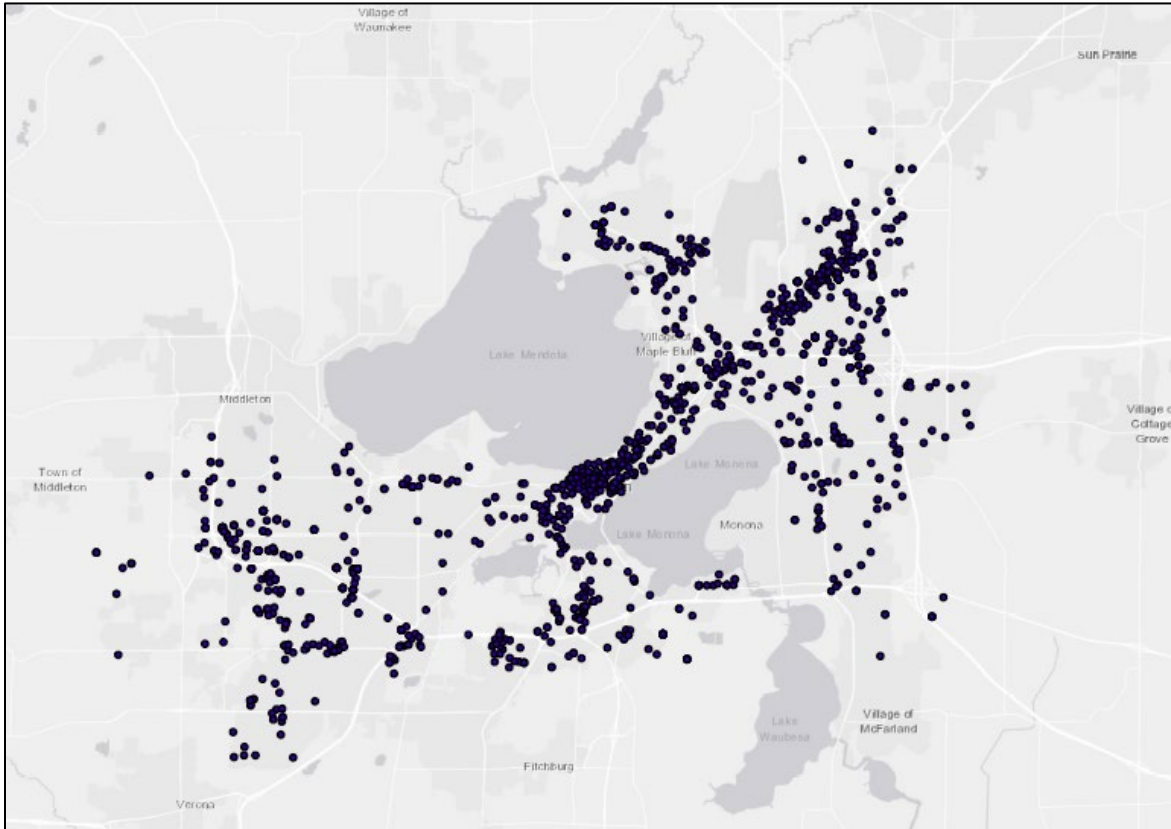
*“Hispanic” is not a racial designator used for UCR/IBR crime reporting purposes. However, it is an ethnicity collected and tracked in MPD’s records management system, in addition to race. These arrest figures are based on that data. Each arrested person with a Hispanic ethnicity will also have a race indicated (from the above options) and reflected in MPD’s crime reporting.

IBR Arrest Charges						
Group A Offenses	Q1	Q2	Q3	Q4	Total	%
Animal Cruelty	1	2	0	1	4	0.0%
Arson	0	2	1	1	4	0.0%
Assault Offenses	262	290	309	335	1,196	11.4%
Bribery	0	0	0	0	0	0.0%
Burglary	14	16	48	11	89	0.8%
Counterfeiting/Forgery	6	3	5	6	20	0.2%
Damage to Property	79	99	105	86	369	3.5%
Drug/Narcotic Offenses	138	126	173	124	561	5.3%
Embezzlement	5	2	5	5	17	0.2%
Extortion	2	1	4	1	8	0.1%
Fraud Offenses	16	25	27	18	86	0.8%
Gambling Offenses	0	0	0	0	0	0.0%
Homicide Offenses	1	1	5	2	9	0.1%
Human Trafficking Offenses	0	1	0	0	1	0.0%
Kidnapping/Abduction	23	16	9	20	68	0.6%
Larceny/Theft Offenses	131	134	126	158	549	5.2%
Motor Vehicle Theft	41	26	58	69	194	1.8%
Pornography/Obscene Material	3	2	2	6	13	0.1%
Prostitution Offenses	0	0	2	1	3	0.0%
Robbery	18	13	19	9	59	0.6%
Sex Offenses, Forcible	15	31	32	26	104	1.0%
Sex Offenses, Non-Forcible	0	2	1	3	6	0.1%
Stolen Property Offenses	7	2	4	10	23	0.2%
Weapon Law Violations	33	35	47	43	158	1.5%
Group B Offenses	Q1	Q2	Q3	Q4	Total	%
Bad Checks	0	2	1	0	3	0.0%
Curfew/Loitering/Vagrancy Violations	0	0	0	0	0	0.0%
Disorderly Conduct	462	581	657	560	2,260	21.5%
Driving Under the Influence	104	106	116	63	389	3.7%
Drunkenness	0	0	0	0	0	0.0%
Family Offenses, Nonviolent	15	13	15	14	57	0.5%
Liquor Law Violations	11	45	57	60	173	1.6%
Peeping Tom	0	0	0	0	0	0.0%
Runaway	0	0	0	0	0	0.0%
Trespass of Real Property	111	78	145	110	444	4.2%
All Other Offenses	764	889	1,022	966	3,641	34.6%
Total	2,262	2,543	2,995	2,708	10,508	100.0%

* More than one charge may be connected to an arrest.

Note that the first table reflect persons arrested, and the second table reflects charges. Some arrested persons are charged with multiple offenses, so the totals will not match.

Fourth quarter arrests reflected geographically:



Comparison of 2020 to 2021 fourth quarter arrest data:

Sex	2020 (Q4)	2021 (Q4)
Male	969	1,189
Female	337	413
Unknown	0	0
Total	1,306	1,602

Race	2020 (Q4)	2021 (Q4)
Asian	19	22
African-American	657	815
Native American	11	11
Other	10	26
Caucasian	609	726

Total	1,306	1,602
--------------	--------------	--------------

Hispanic*	69	112
-----------	----	-----

*"Hispanic" is not a racial designator used for UCR/IBR crime reporting purposes. However, it is an ethnicity collected and tracked in MPD's records management system, in addition to race. These arrest figures are based on that data. Each arrested person with a Hispanic ethnicity will also have a race indicated (from the above options) and reflected in MPD's crime reporting.

Use of Force Overview

During the fourth quarter of 2021, MPD officers responded to 32,425. In that time, there were seventy-eight (78) citizen contacts in which officers used recordable force during the encounter. Each of these force incidents was reviewed for compliance with MPD standard operating procedures.

Description	Q1	Q2	Q3	Q4	Total
Calls for Service	28,637	35,754	40,910	32,425	137,456
Citizen Contacts Where Force Was Used	55	47	71	78	251
% of CFS Where Force Was Used	0.19%	0.13%	0.17%	0.24%	0.18%
Force					
Decentralization/Takedown	49	40	56	54	199
Active Counter Measures	6	4	8	6	24
Taser Deployment	7	12	2	10	31
Hobble Restraints	4	4	7	10	25
OC (i.e. Pepper) Spray Deployment	0	1	16	13	30
Baton Strike	0	0	0	0	0
K9 Bite	1	2	1	4	8
Firearm Discharged Toward Suspect	1	0	0	2	3
Impact Munition	1	0	1	2	4
Specialty	0	0	0	0	0
Total	69	63	91	101	324
Firearm Discharged to Put Down a Sick or Suffering Animal	10	16	3	15	44

*Please refer to the MPD SOP on use of force data collection for the definition of recordable force and distinction between reportable and recordable use of force:

<http://www.cityofmadison.com/police/documents/sop/UseOfForceData.pdf>

Fourth quarter use of force data by MPD district and time of day:

District*	Q1	Q2	Q3	Q4	Total	%
West	6	6	2	9	23	9.2%
Midtown	6	5	9	16	36	14.3%
South	6	5	7	4	22	8.8%
Central	8	6	27	15	56	22.3%
North	12	14	12	16	54	21.5%
East	16	11	14	17	58	23.1%
Out of County	0	0	0	0	0	0.0%
Within County - Assist	1	0	0	1	2	0.8%
Total	55	47	71	78	251	100.0%

Time of Day/Patrol Shift	Q1	Q2	Q3	Q4	Total	%
1st Detail (7am – 3pm)	10	16	17	19	62	24.7%
3rd Detail (3pm – 11pm)	32	20	23	38	113	45.0%
5th Detail (11pm – 7am)	13	11	31	21	76	30.3%
Total	55	47	71	78	251	100.0%

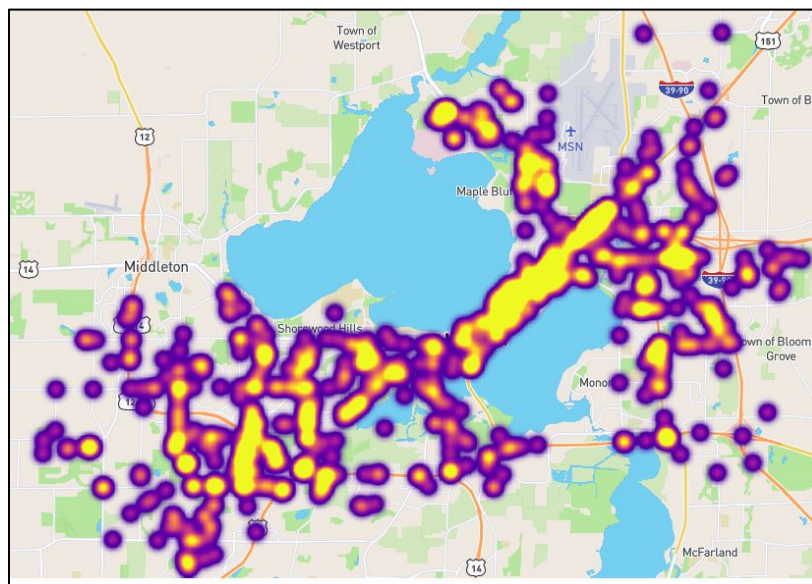
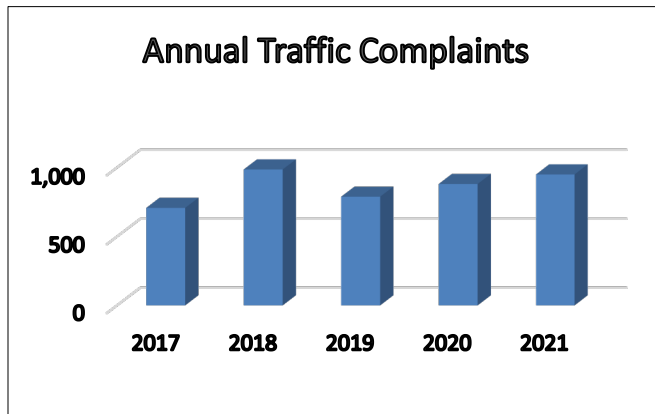
Comparison of fourth quarter 2020 with fourth quarter 2021 use of force data:

Force	2020 (Q4)	2021 (Q4)
Decentralization/Takedown	29	54
Active Counter Measures	8	6
Taser Deployment	5	10
Hobble Restraints	6	10
OC (i.e. Pepper) Spray Deployment	1	13
Baton Strike	0	0
K9 Bite	2	4
Firearm Discharged Toward Suspect	0	2
Impact Munition	1	2
Specialty (SWAT/SET)	0	0
Total	52	101

Traffic

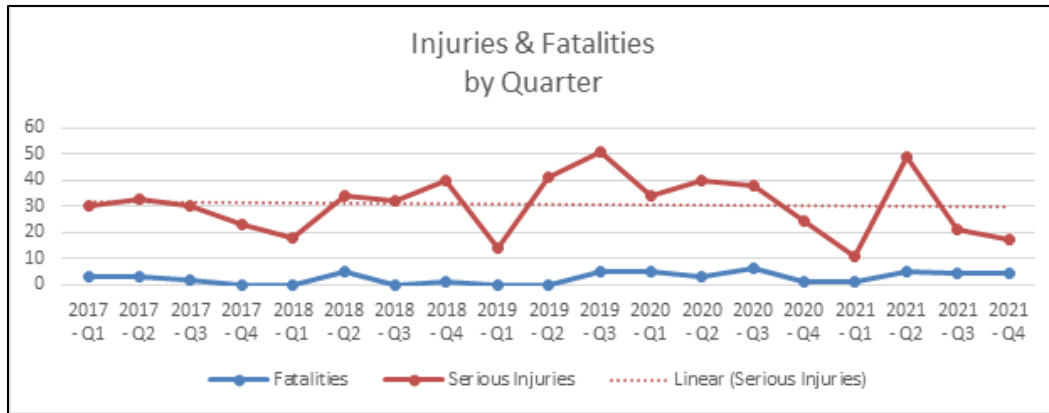
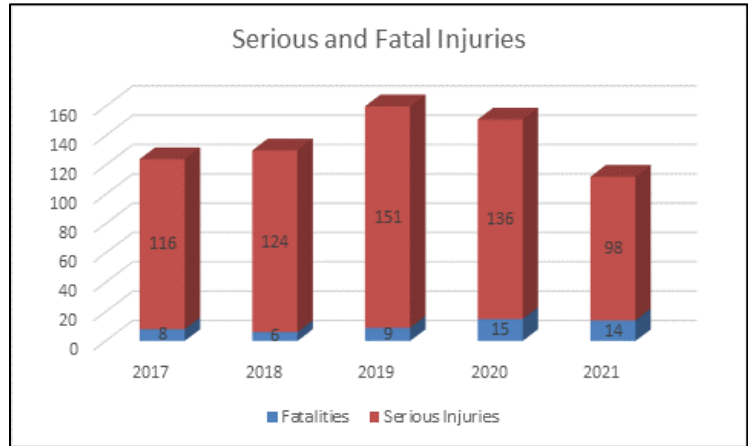
Traffic Complaints –

Community members may submit a traffic complaint or concern to the Madison Police Department (MPD) by utilizing [online submissions](#) or by calling the speeder hotline (608-266-4624). Since 2017, MPD receives an average of 841 complaints annually. In 2021, MPD received 950 complaints, or 13% above the annual average.



Serious/Fatal Crashes –

Annually, on average, the Madison Police Department investigates traffic crashes that result in approximately 131 serious injuries and 10 fatalities. In 2021, MPD investigated crashes that resulted in 14 fatalities (40% above average) and 98 serious injuries (25% below average).



Factors involved in most serious or fatal crashes remain relatively consistent each year. Pedestrian or bicyclist involvement in the crash results in the highest percentage of crashes with serious or fatal injuries. Driver factors that lead to serious or fatal crashes include impaired driving through the use of drugs and/or alcohol, speeding, and failure to use restraint devices.

	Historical Averages	2021 Quarter 4
Speed	24%	41%
Alcohol/Drug	26%	18%
Seatbelt	23%	24%
Distracted	10%	24%
Pedestrian/Bike	32%	59%

Enforcement

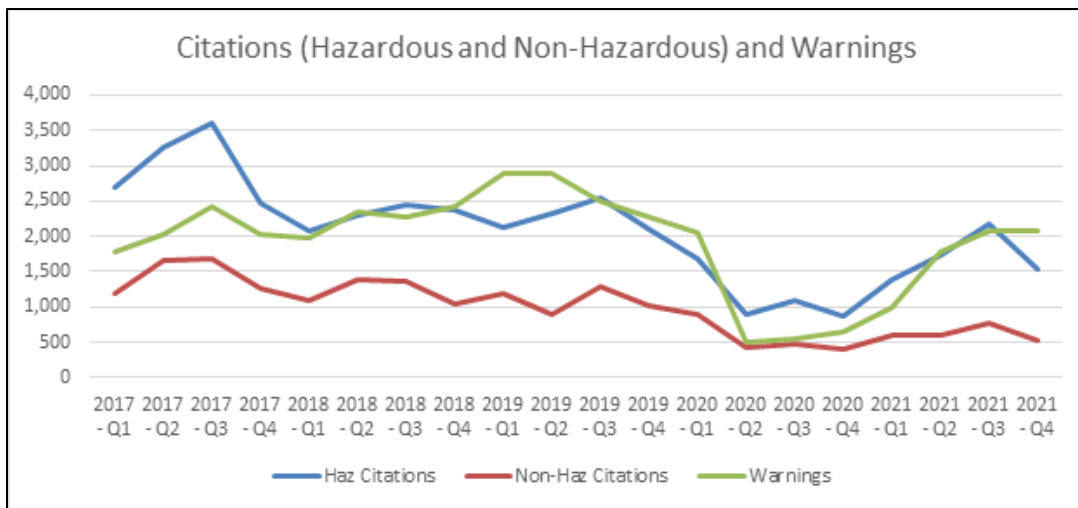
Overall traffic citation figures include those citations issued by MPD personnel as part of crash investigations, by Traffic Enforcement Safety Team (TEST) members, and as part of traffic grant overtime deployments. MPD has four primary goals in traffic enforcement:

1. Focus on Hazardous Moving Violations
 - a. De-emphasize non-hazardous violations and support alternative outcomes (i.e., issuing warnings)

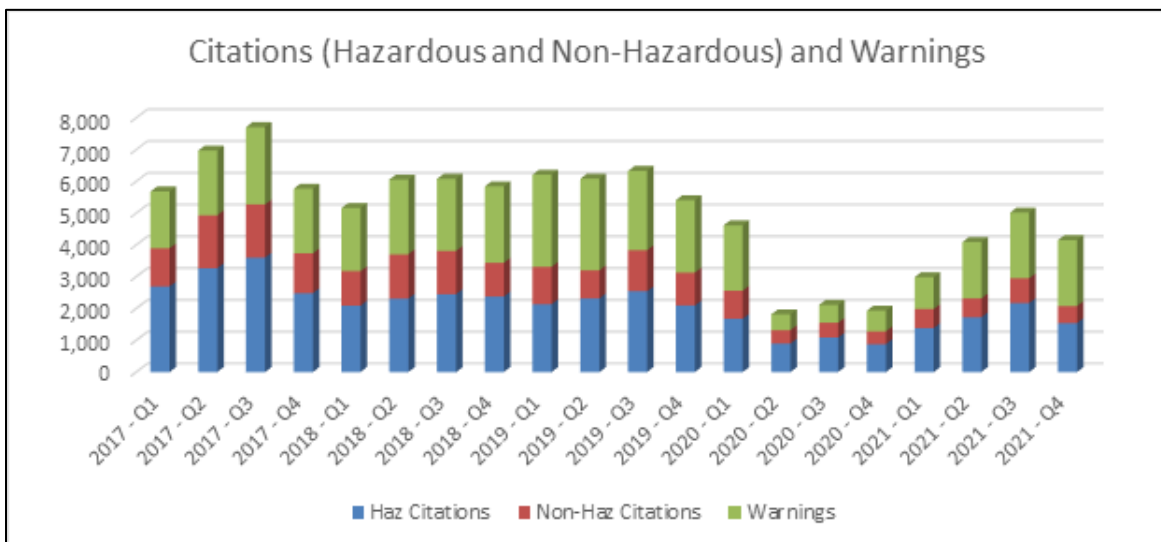
2. Focus on High Injury Network
3. Supporting school zone safety
4. Responsiveness to citizen complaints

Annually, MPD issues, on average, approximately 20,015 citations and warnings (average of 4 previous years). In 2021, MPD issued approximately 16,256 citations and warnings.

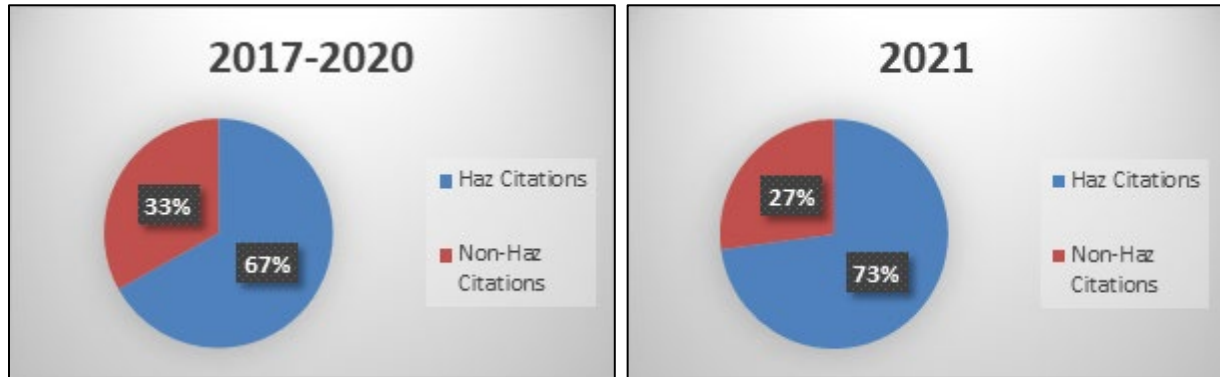
	Annual Average 2017-2020	2021
Hazardous Citations	8,345	6,824
Non-Hazardous Citations	3,953	2,507
Warnings	7,717	6,925



As both graphs indicate, MPD experienced has experienced a significant decline in overall traffic citation numbers since early 2020 when COVID restrictions began limiting proactive enforcement opportunities. While the overall numbers have begun to rebound we anticipate continued overall low numbers while we continue to struggle with the impacts of the pandemic.



MPD's #1 traffic goal is to focus on hazardous moving violations, and to de-emphasize citations--supporting, instead, warnings or other non-citation outcomes--for non-hazardous violations. This goal was added at the beginning of 2021 after considerable research into the racial and economic disparate outcomes of non-hazardous violations such as registration, vehicle equipment, and driver's license status citations. Prior to 2021, MPD averaged an approximate 2:1 ratio of hazardous to non-hazardous citations. In 2021, MPD increased that ratio to almost 3:1 and reduced the percentage of non-hazardous citations (as compared to hazardous citations) by approximately 6%.



Training

Our 2022 Academy class has completed classroom training. All of our recruits are in field training paired with veteran training officers in patrol. Testing and screening of applicants for our 2023 Academy continues. While still below our historic averages the number of applicants has increased from the previous year.

The Training Team is preparing to conduct a number of instructor level trainings in early 2023. These trainings will develop new instructors in a number of state mandated training areas such as: Professional Communications, Firearms, Defense and Arrest Tactics, and Instructor Development.

SOP Updates

A number of MPD SOPs were updated during the quarter. Copies showing the changes are attached to this memo as an appendix. Note that all MPD SOPs are reviewed regularly, with the most critical SOPs being reviewed annually. This process typically results in additional SOP changes/updates.

MPD has also started posting drafts of new/revised SOPs on our website before final implementation, to allow for public review and comment.

Defense Logistics Agency/Law Enforcement Support Office (10-33 program)

MPD did not acquire any property through DLA/LESO during the fourth quarter of 2021.

Priority/emergency call response

During the fourth quarter, there were eighty-two (82) instances where MPD's patrol response was limited to emergency and priority calls. Note that some of these instances did not impact citywide response but were limited to a particular district or area of the City.

The eighty-two (82) instances occurred on fifty-six (56) dates (some days required limited call response multiple times); this means that at some point on about **61%** of the days during the fourth quarter MPD patrol response was limited. The eighty-two (82) instances spanned about **226.8** total hours of limited call response, an average of 2.8 hours per instance. In terms of total hours during the fourth quarter, MPD patrol response was limited to emergency and priority calls about **10%** of the time.

Promotions

2022 – Fourth Quarter Promotions

Sergeant Jennifer Hannah to Lieutenant
Police Officer Eric Pray to Sergeant
Police Officer Alexander Lewein to Sergeant
Detective Matthew Nordquist to Detective Sergeant
Detective David Gouran to Detective Sergeant
Police Officer Lindsay Kamnetz to Investigator
Police Officer Kraig Kalka to Detective
Police Officer John Boespflug to Detective
Police Officer Jane Preston to Detective
Police Officer Roberta Stellick to Detective
Police Officer Mark Gulden to Detective

Discipline/compliments (link to quarterly PS&IA summary):

<https://www.cityofmadison.com/police/documents/psiaSummary2021OctDec.pdf>

<https://www.cityofmadison.com/police/documents/psiaRecognition2021OctDec.pdf>