play MADISON PARKS

Tenney Park Beach Shelter

DESTREE architecture & design

PLOT DATE: 06/17/2021

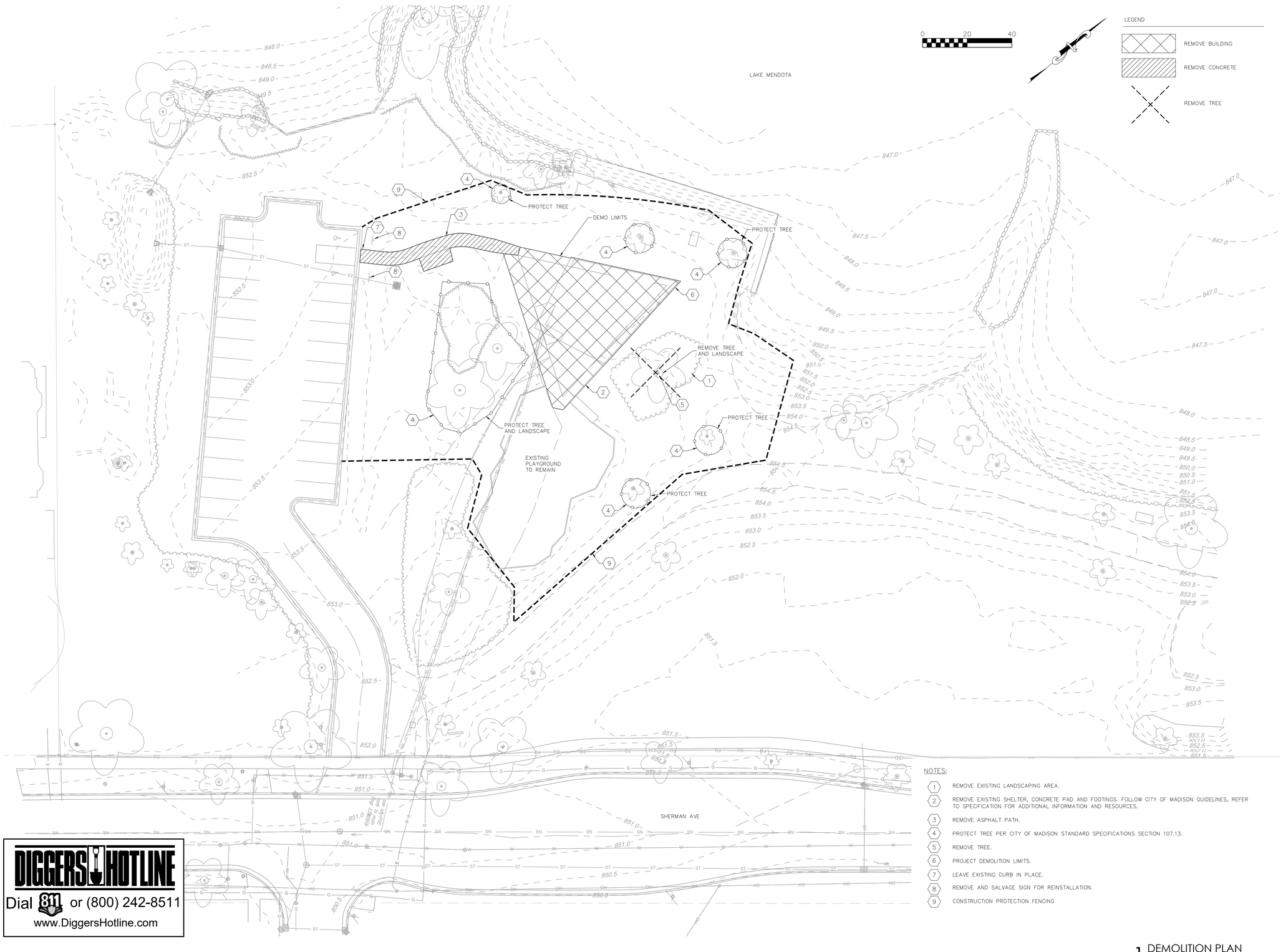

NOTES:

1. REMOVE EXISTING LANDSCAPING AREA.
2. REMOVE EXISTING SHELTER, CONCRETE PAD AND FOOTINGS. FOLLOW CITY OF MADISON GUIDELINES, REFER TO SPECIFICATION FOR ADDITIONAL INFORMATION AND RESOURCES.
3. REMOVE ASPHALT PATH.
4. PROTECT TREE PER CITY OF MADISON STANDARD SPECIFICATIONS SECTION 107.13.
5. REMOVE TREE.
6. PROJECT DEMOLITION LIMITS.
7. LEAVE EXISTING CURB IN PLACE.
8. REMOVE AND SALVAGE SIGN FOR REINSTALLATION.
9. CONSTRUCTION PROTECTION FENCING

DIGGERS HOTLINE
Dial 811 or (800) 242-8511
www.DiggersHotline.com

1 DEMOLITION PLAN
1" = 20'

DESTREE
architecture & design
222 WEST WASHINGTON AVE. SUITE 310
MADISON, WI 53703
PH: 608.268.1499
www.Destreearchitects.com

Burse
Surveying and Engineering, Inc.
2801 international Lane, Suite 101
Madison, Wi 53703
Phone: 608-250-9263
Fax: 608-250-9266
e-mail: Mburse@BSE-INC.net
www.bursesurveyengr.com

TENNEY PARK BEACH
SHELTER
1330 SHERMAN AVE
MADISON, WI 53703
CONTRACT #8587 / MUNIS #13343

ISSUANCES:

06/21/21 - Final Site CD

Construction Documents:

This drawing shall be used for fabrication, erection and/or installation. check all project addenda and construction bulletins for modifications.

SHEET NUMBER

C200

©2021 DESTREE Design Architects, Inc.

PLOT DATE: 06/17/2021

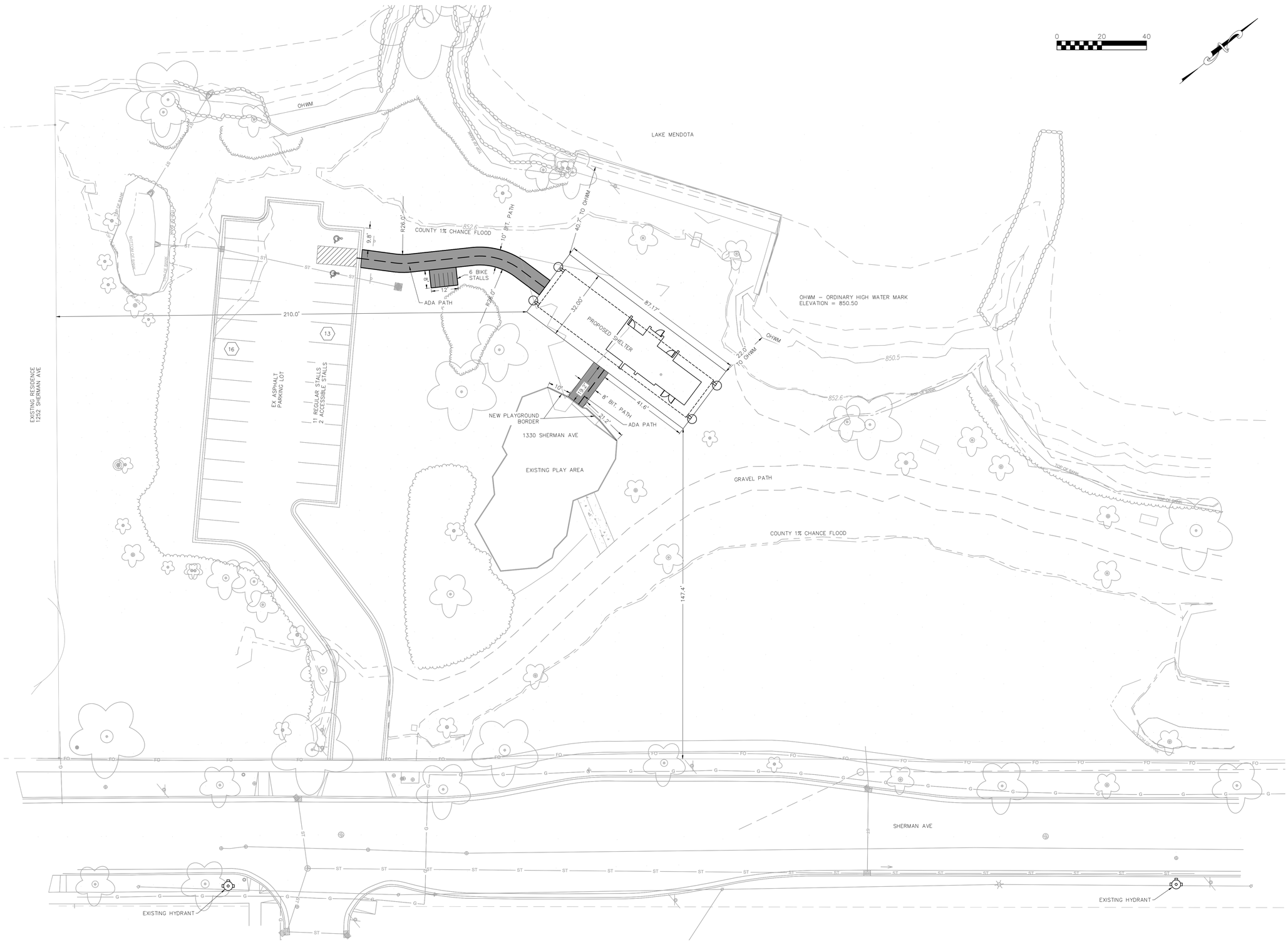

1 SITE PLAN
1" = 20'

DESTREE
architecture & design

222 WEST WASHINGTON AVE. SUITE 310
MADISON, WI 53703
PH: 608.268.1499
www.Destreearchitects.com

Burse
Surveying and Engineering, Inc.

2801 international Lane, Suite 101
Madison, WI 53703
Phone: 608-250-9263
Fax: 608-250-9266
e-mail: Mburse@BSE-INC.net
www.bursesurveyengr.com

TENNEY PARK BEACH SHELTER

1330 SHERMAN AVE
MADISON, WI 53703
CONTRACT #8587 / MUNIS #13343

ISSUANCES:

06/21/21 - Final Site CD

Construction Documents:

This drawing shall be used for fabrication, erection and/or installation. check all project addenda and construction bulletins for modifications.

SHEET NUMBER

C400

©2021 DESTREE Design Architects, Inc.

PLOT DATE: 06/21/2021

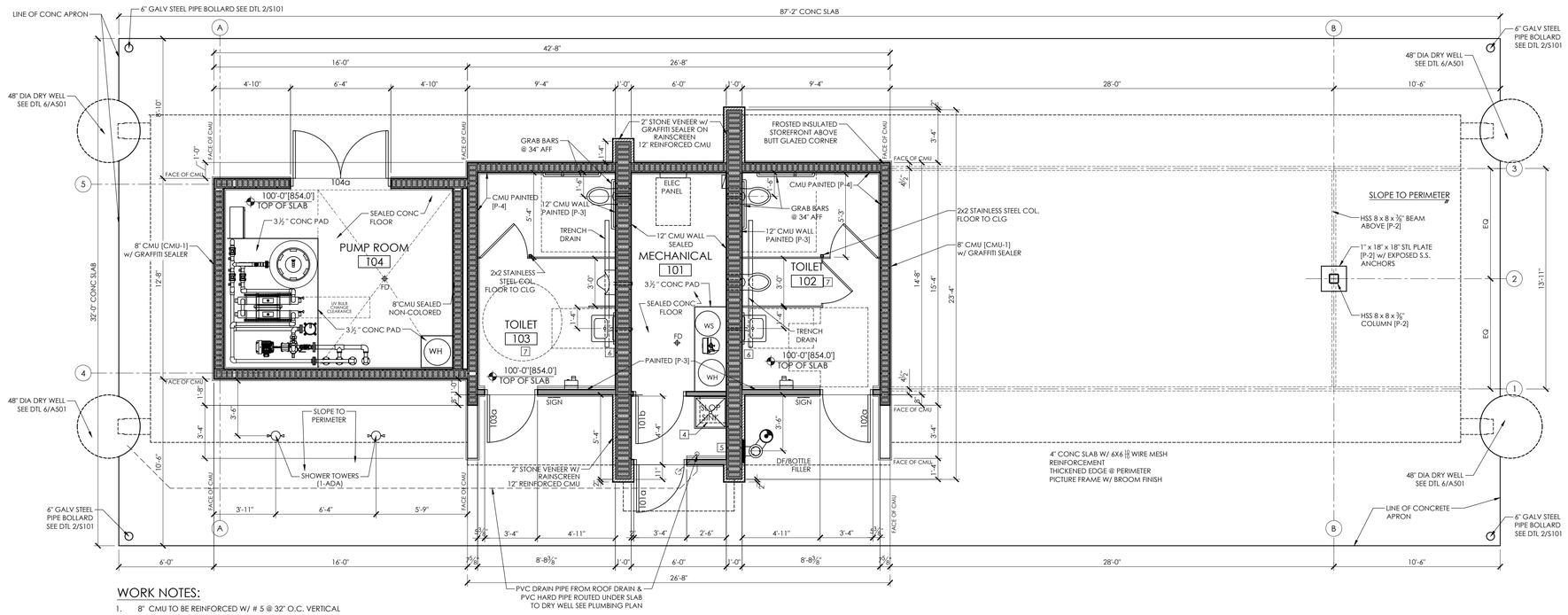

WORK NOTES:

1. 8" CMU TO BE REINFORCED W/ # 5 @ 32" O.C. VERTICAL GROUTED @ REINFORCED CELLS
2. 12" CMU TO BE REINFORCED W/ # 5 @ 24"O.C. VERTICAL GROUTED @ REINFORCED CELLS
3. INSTALL BOND BEAM @ TOP COURSE OF ALL CMU WALLS W/ (2) # 5 BARS CONTINUOUS, INSTALL BOND BEAM @ ALL THROUGH WALL PENETRATIONS, EXTEND 16" PAST OPENING
4. (2) WIRE WALL SHELVES OVER MOP SINK AT 4'-5" A.F.F. & 5'-5" A.F.F.
5. PROVIDE WALL MOUNTED BRACKET FOR DRINKING FOUNTAIN FILTER PROVIDE ACCESS PANEL FOR FILTER
6. SOAP DISPENSERS FURNISHED BY OWNER, G.C. TO INSTALL
7. EPOXY COATING ON SLAB W/ 6" EPOXY COVE BASE

0' 2' 4' 8'
SCALE: 1/4" = 1'-0"

N TRUE N PROJECT

1 FLOOR PLAN
1/4" = 1'-0"

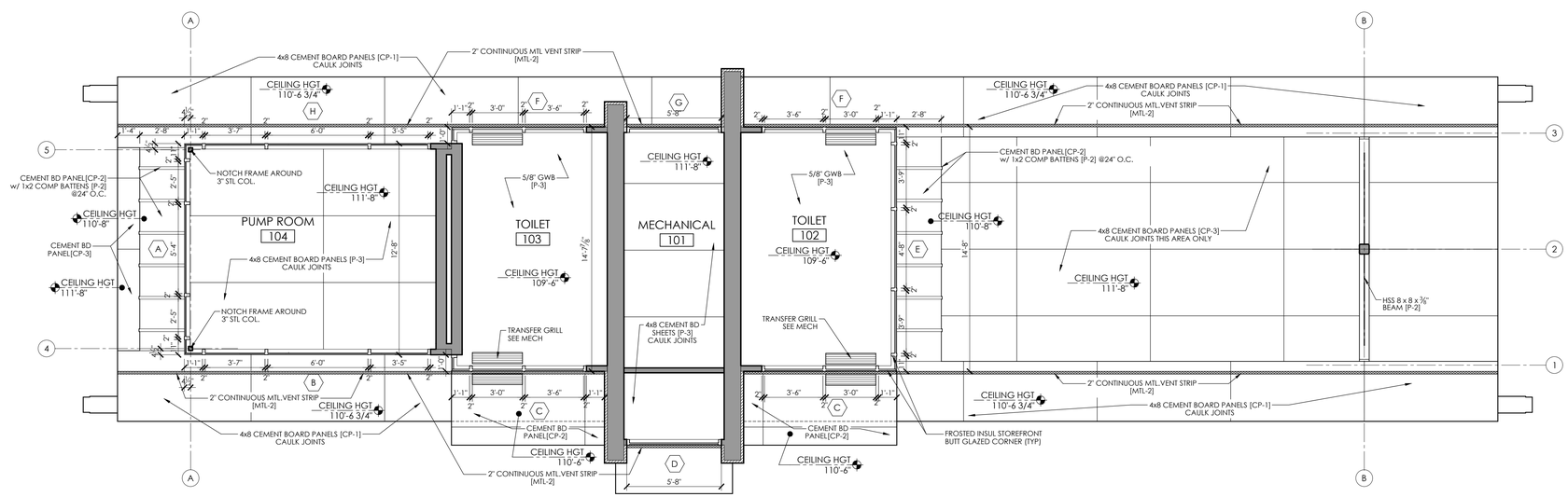

0' 2' 4' 8'
SCALE: 1/4" = 1'-0"

N TRUE N PROJECT

2 CLERESTORY / RCP PLAN
1/4" = 1'-0"

DESTREE architecture & design

222 WEST WASHINGTON AVE. SUITE 310
MADISON, WI 53703
PH: 608.268.1499
www.Destreearchitects.com

DESTREE DESIGN ARCHITECTS, INC. HOLDS ALL RIGHTS INCLUDING THE COPYRIGHT OF THIS DOCUMENT, AS WELL AS THE CONCEPTS AND DESIGNS INCORPORATED HEREIN AS AN INSTRUMENT OF SERVICE. AS PROPERTY OF DESTREE DESIGN ARCHITECTS, INC. IT IS NOT TO BE COPIED, DISTRIBUTED, OR USED IN WHOLE OR PART WITHOUT THE EXPRESS WRITTEN CONSENT OF DESTREE DESIGN ARCHITECTS, INC.

TENNEY PARK BEACH SHELTER

1330 SHERMAN AVE
MADISON, WI 53703
CONTRACT #8587 / MUNIS #13343

ISSUANCES:

06/21/21 - SITE PLAN SUBMITTAL

Construction Documents:

This drawing shall be used for fabrication, erection and/or installation, check all project addenda and construction bulletins for modifications.

SHEET NUMBER

A101

©2021 DESTREE Design Architects, Inc.

PLOT DATE: 06/21/2021

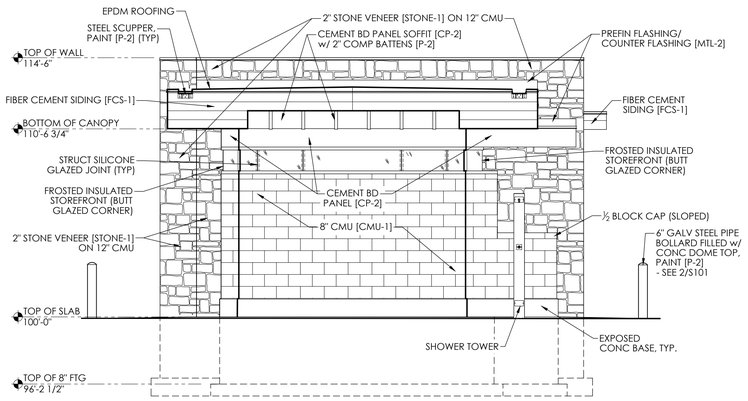

4 EXTERIOR ELEVATION
1/4"= 1'-0"

0' 2' 4' 8'
SCALE: 1/4" = 1'-0"

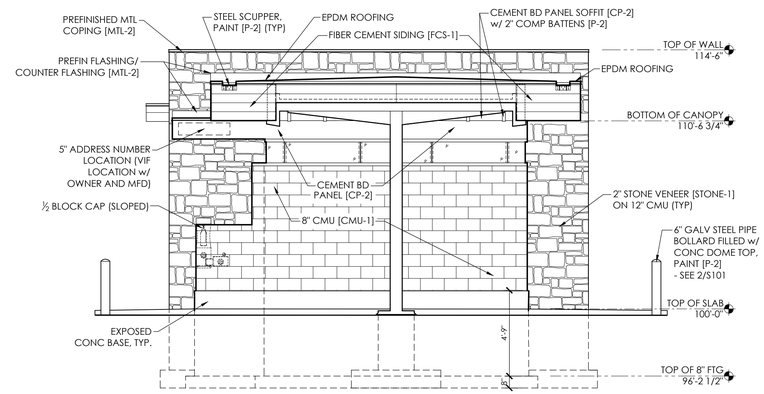

3 EXTERIOR ELEVATION
1/4" = 1'-0"

0' 2' 4' 8'
SCALE: 1/4" = 1'-0"

GENERAL NOTES:

1. FILL ALL VOIDS IN EXPOSED CONC FOUNDATION WALL W/ CEMENT SLURRY.
2. BUTT JOINTS AT ENDS OF FIBER CEMENT LAP SIDING. PAINT EXPOSED / CUT ENDS WITH PAINT TO MATCH TO SIDING COLOR.
3. SEE FINISH SCHEDULE FOR COORESPONDING FINISH CODES "[CODE]".

FINISH SCHEDULE

CODE	MATERIAL TYPE	FINISH / COLOR DESCRIPTION
CMU-1	COLORED CONC MASONRY UNITS	PREMIER ULTRA BURNISHED MASONRY UNIT w/ GRAFITTI SEAL COLOR: TWILIGHT (63-210B)
STONE-1	2" THIN VENEER STONE (COURSED)	KASOTA STONE BOLANZO - AMBER SELECT w/ GRAFITTI SEAL SEE SPECIFICATIONS FOR SIZES AND ADDITIONAL INFO
FCS-1	FIBER CEMENT LAP SIDING	JAMES HARDIE SMOOTH FIBER CEMENT LAP SIDING w/ 6" EXPOSURE; COLOR: BENJAMIN MOORE - TARRYTOWN GREEN HC-134 (P-1)
CP-1	FIBER CEMENT PANEL	JAMES HARDIE SMOOTH FIBER CEMENT PANEL SIDING COLOR: BENJAMIN MOORE - TARRYTOWN GREEN HC-134 (P-1)
CP-2	FIBER CEMENT PANEL	JAMES HARDIE SMOOTH FIBER CEMENT PANEL SIDING COLOR: JAMES HARDIE - BLACK WATER 0703 (TO MATCH ALUM STOREFRONT)
CP-3	FIBER CEMENT PANEL	JAMES HARDIE SMOOTH FIBER CEMENT PANEL SIDING COLOR: JAMES HARDIE - CURATED CREAM 0716
MTL-1	ALUMINUM STOREFRONT	STANDARD BLACK ANNODIZED ALUMINUM
MTL-2	PREFIN METAL FLASHINGS & MISC METAL	BLACK TO MATCH ALUMINUM STOREFRONT (P-2)
P-1	PAINT	BENJAMIN MOORE - TARRYTOWN GREEN HC-134
P-2	PAINT	BLACK TO MATCH ALUMINUM STOREFRONT HIGH PERFORMANCE PAINT ON ALL STEEL
P-3	PAINT	HALLMAN LINDSAY - NEW PARKS IVORY
P-4	PAINT	SHERMAN WILLIAMS - ROYCROFT #2848 WATER BASED TILE CLAD EPOXY

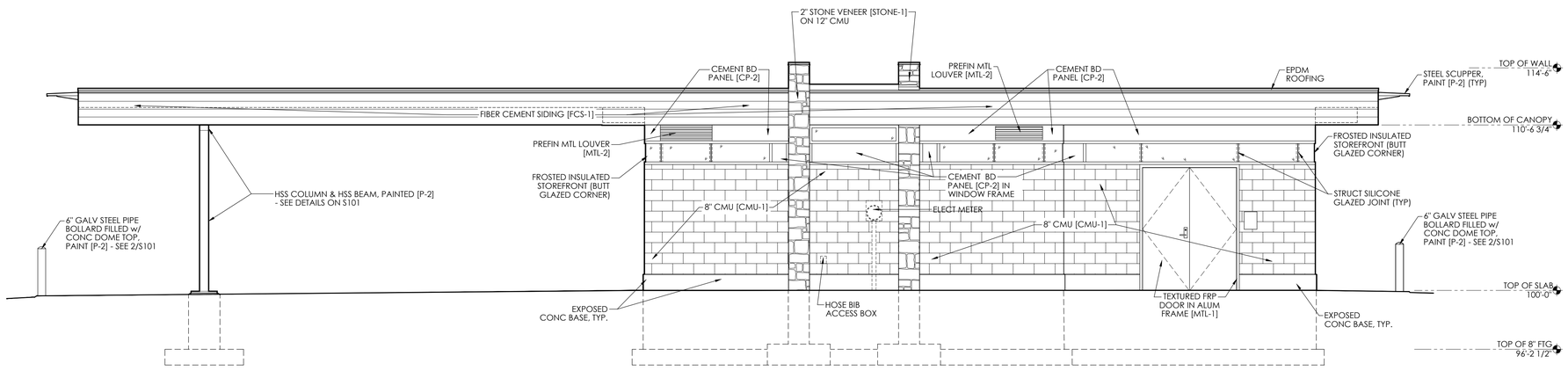

2 EXTERIOR ELEVATION (LAKE)
1/4" = 1'-0"

0' 2' 4' 8'
SCALE: 1/4" = 1'-0"

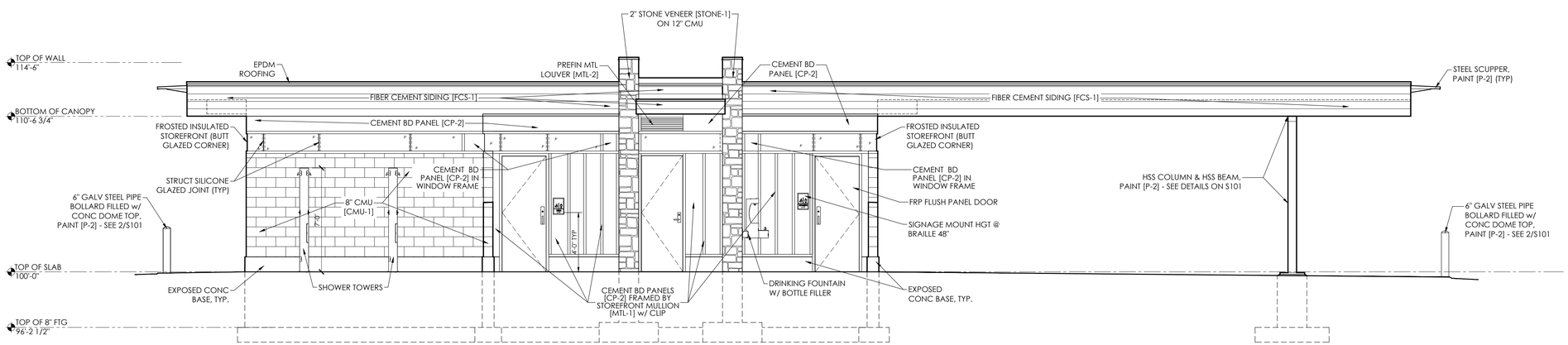

1 EXTERIOR ELEVATION (STREET)
1/4" = 1'-0"

0' 2' 4' 8'
SCALE: 1/4" = 1'-0"

DESTREE
architecture & design

222 WEST WASHINGTON AVE. SUITE 310
MADISON, WI 53703
PH: 608.268.1499
www.Destreearchitects.com

DESTREE DESIGN ARCHITECTS, INC. HOLDS ALL RIGHTS INCLUDING THE COPYRIGHT OF THIS DOCUMENT, AS WELL AS THE CONCEPTS AND DESIGNS INCORPORATED HEREIN AS AN INSTRUMENT OF SERVICE. AS PROPERTY OF DESTREE DESIGN ARCHITECTS, INC. IT IS NOT TO BE COPIED, DISTRIBUTED, OR USED IN WHOLE OR PART WITHOUT THE EXPRESS WRITTEN CONSENT OF DESTREE DESIGN ARCHITECTS, INC.

TENNEY PARK BEACH
SHELTER
1330 SHERMAN AVE
MADISON, WI 53703
CONTRACT #8587 / MUNIS #13343

ISSUANCES:

06/21/21 - SITE PLAN SUBMITTAL

Construction Documents:

This drawing shall be used for fabrication, erection and/or installation. check all project addenda and construction bulletins for modifications.

SHEET NUMBER

A300

©2021 DESTREE Design Architects, Inc.