

PLAN KEYNOTES


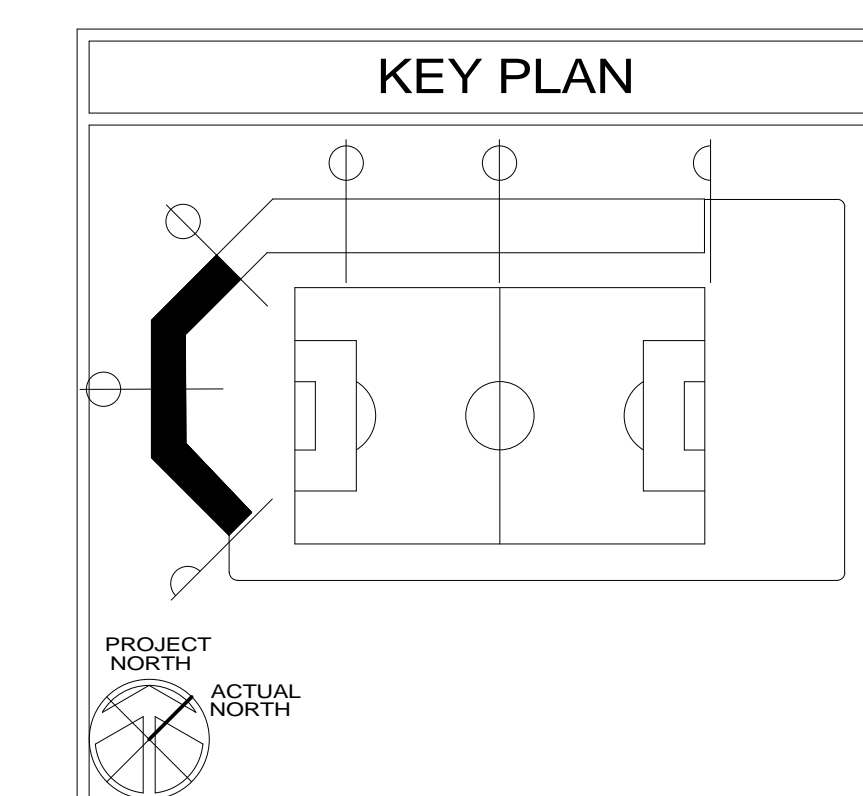
- 01 REPAIR TEAR IN MEMBRANE AT EDGE/CORNER OF DECK.
- 02 INSTALL NEW EXPANSION JOINT MEMBRANE DOWN FACE OF WALL AT EXISTING EXPANSION JOINT OR MOVING CRACK.
- 03 REPAIR TEAR IN MEMBRANE.
- 04 INSTALL NEW EXPANSION JOINT MEMBRANE ALONG EXPANSION JOINT OR MOVING CRACK.

LEGEND

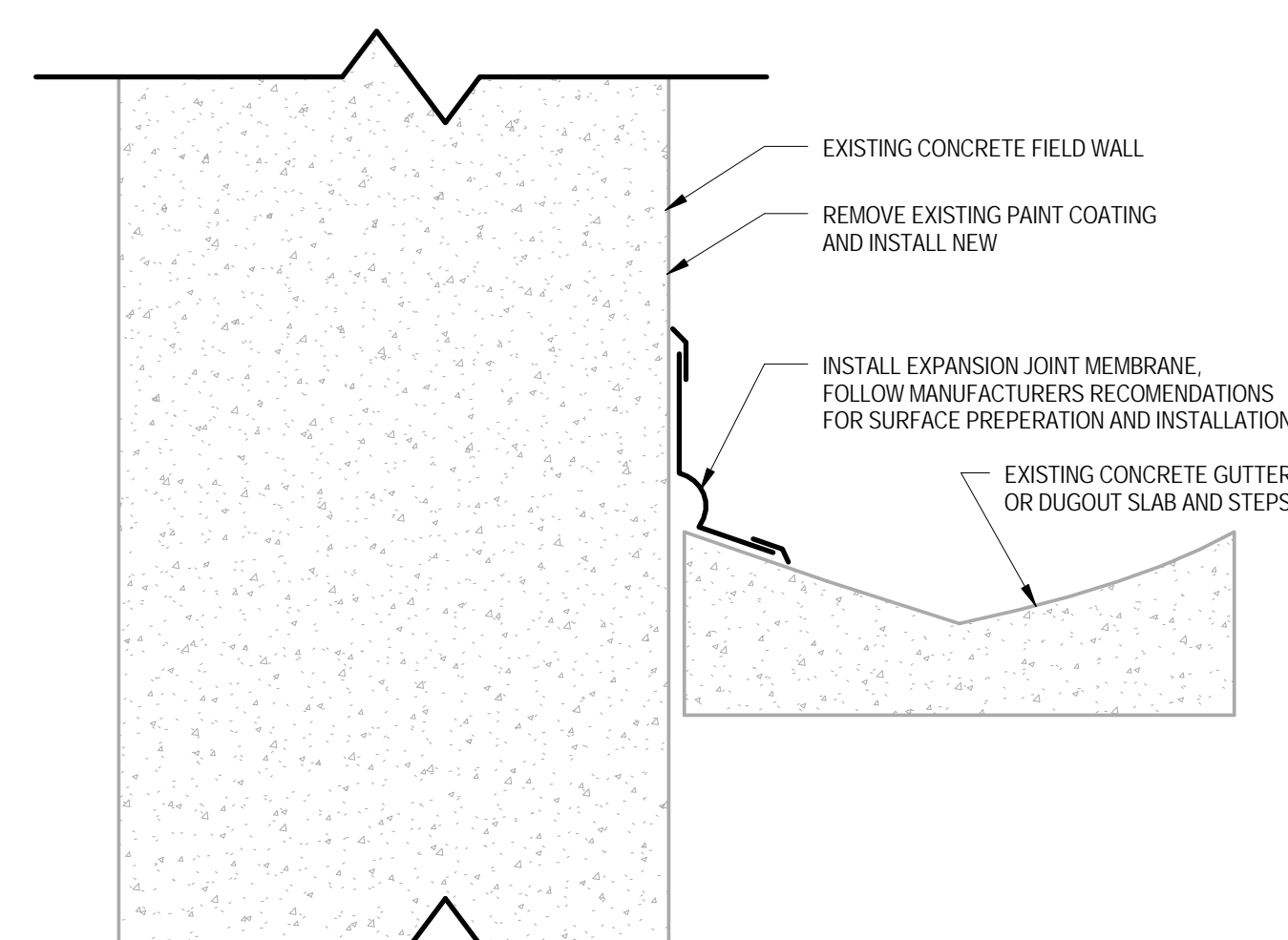
- [Red hatched box] = DEBONDED TOPPING TO BE REPAIRED.
- [Blue hatched box] = AREAS WITH REMOVED TOPPING TO BE REPAIRED.
- [Green hatched box] = DEBONDED TOPPING - NO WORK UNLESS NOTED OTHERWISE.

PLAN NOTES

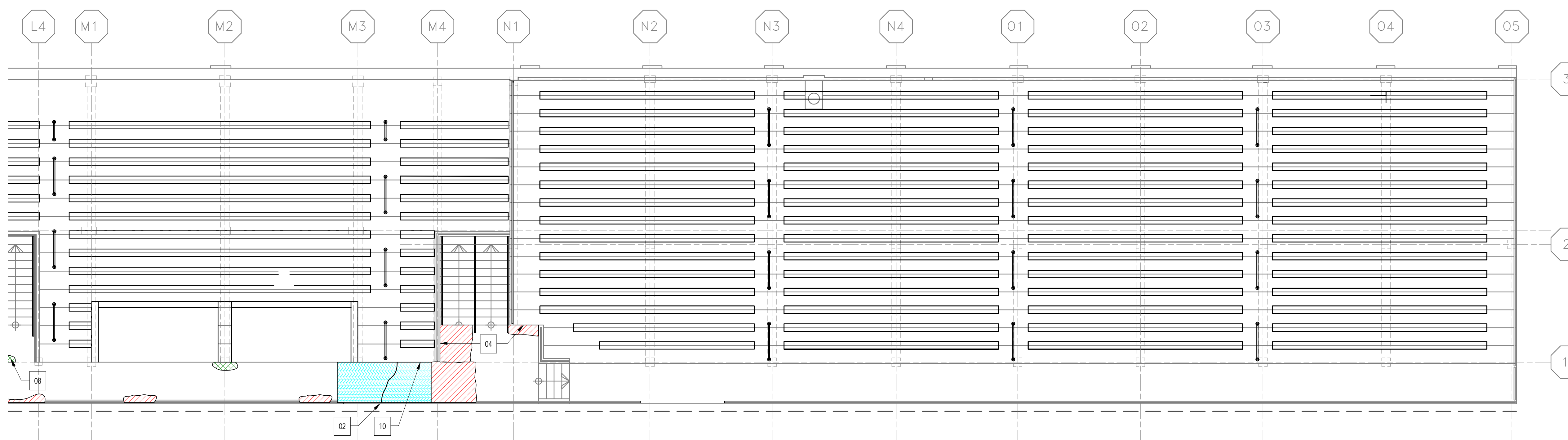
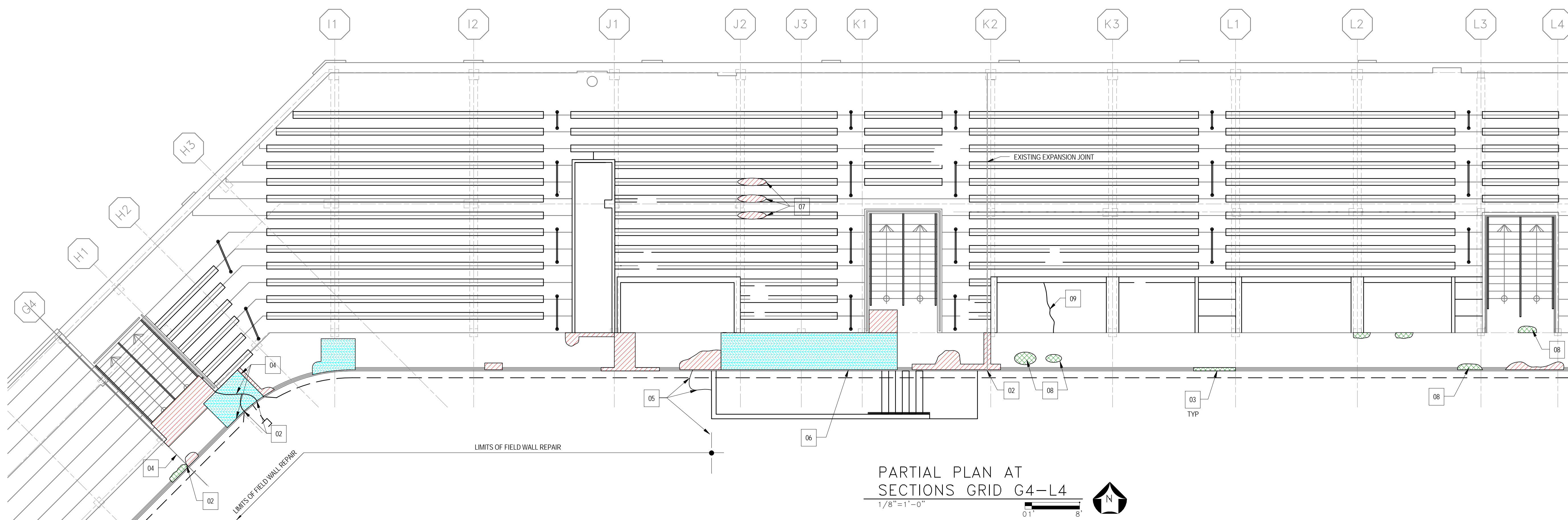
- SEE PROJECT MANUAL FOR REPAIR SCHEDULE AND UNIT QUANTITIES.
- REMOVE AND THEN REINSTALL FENCE, SEATING, AND/OR GUARD RAILS, AS REQUIRED TO PERFORM WORK.
- THE REPAIRS SHOWN ON THESE PLANS ARE NOT FULLY INCLUSIVE OF ALL REPAIRS SHOWN IN THE REPAIR SCHEDULE.
- CONTRACTOR TO SURVEY STADIUM CONDITIONS AND VERIFY UNIT QUANTITIES PRIOR TO STARTING WORK, IF REPAIR QUANTITIES DIFFER FROM DOCUMENTS, THE CONTRACTOR SHALL NOTIFY THE ENGINEER IMMEDIATELY, IF QUANTITIES DIFFER.



1 TYPICAL FIELD WALL REPAIR
3/4" = 1'-0"



2 WALL BASE JOINT DETAIL
3" = 1'-0"



PLAN NOTES

- SEE PROJECT MANUAL FOR REPAIR SCHEDULE AND UNIT QUANTITIES.
- REMOVE AND THEN REINSTALL FENCE, SEATING, AND/OR GUARD RAILS, AS REQUIRED TO PERFORM WORK.
- THE REPAIRS SHOWN ON THESE PLANS ARE NOT FULLY INCLUSIVE OF ALL REPAIRS SHOWN IN THE REPAIR SCHEDULE.
- CONTRACTOR TO SURVEY STADIUM CONDITIONS AND VERIFY UNIT QUANTITIES PRIOR TO STARTING WORK. IF REPAIR QUANTITIES DIFFER FROM DOCUMENTS, THE CONTRACTOR SHALL NOTIFY THE ENGINEER IMMEDIATELY, IF QUANTITIES DIFFER.

PLAN KEYNOTES

- REPAIR TEAR IN MEMBRANE AT EDGE/CORNER OF DECK.
- INSTALL NEW EXPANSION JOINT MEMBRANE DOWN FACE OF WALL AT EXISTING EXPANSION JOINT OR MOVING CRACK.
- REPAIR TEAR IN MEMBRANE.
- INSTALL NEW EXPANSION JOINT MEMBRANE ALONG EXPANSION JOINT OR MOVING CRACK.
- ROUTE AND SEAL CRACKS IN GUTTER.
- ROUTE AND SEAL CRACK IN CMU WALL.
- UNDERSIDE PARTIAL DEPTH PATCH REPAIR IN BATHROOM.
- EPOXY INJECT DELAMINATED TOPPING AND REPAIR MEMBRANE AT INJECTION PORTS.
- ROUTE, SEAL, AND REPAIR MEMBRANE.
- PROVIDE 1/2" ISOLATION MATERIAL WITH SEALANT AND MEMBRANE AT EXISTING CRACK AT FACE OF RISER.

LEGEND

- = DEBONDED TOPPING TO BE REPAIRED.
- = AREAS WITH REMOVED TOPPING TO BE REPAIRED.
- = DEBONDED TOPPING - NO WORK UNLESS NOTED OTHERWISE.

