


# **Madison Benchmarking Ordinance**

**October 22, 2013**

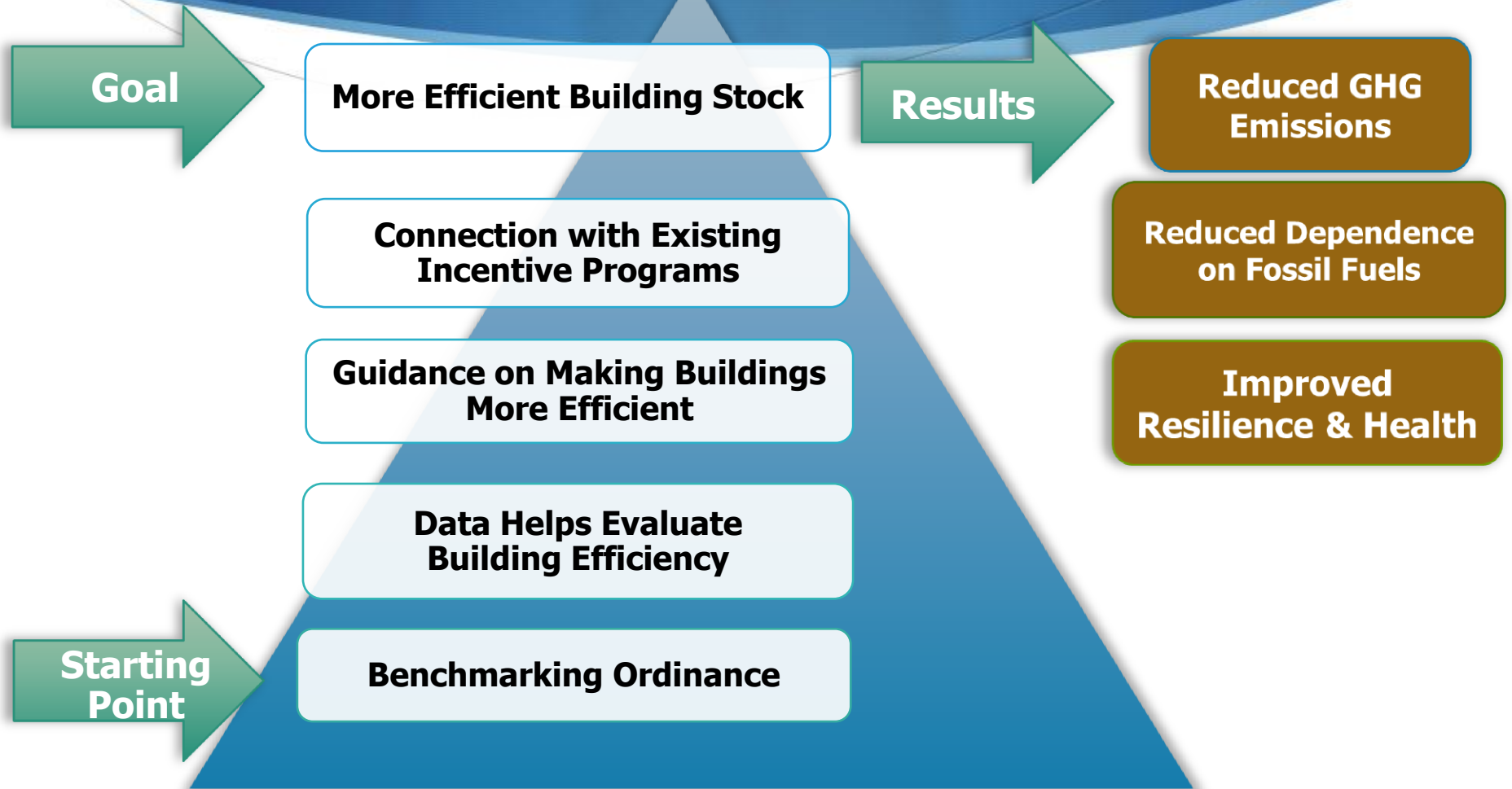
# Building Value Through Energy Efficiency

- Studies show that benchmarking promotes action, and that energy efficient buildings are more profitable at resale.

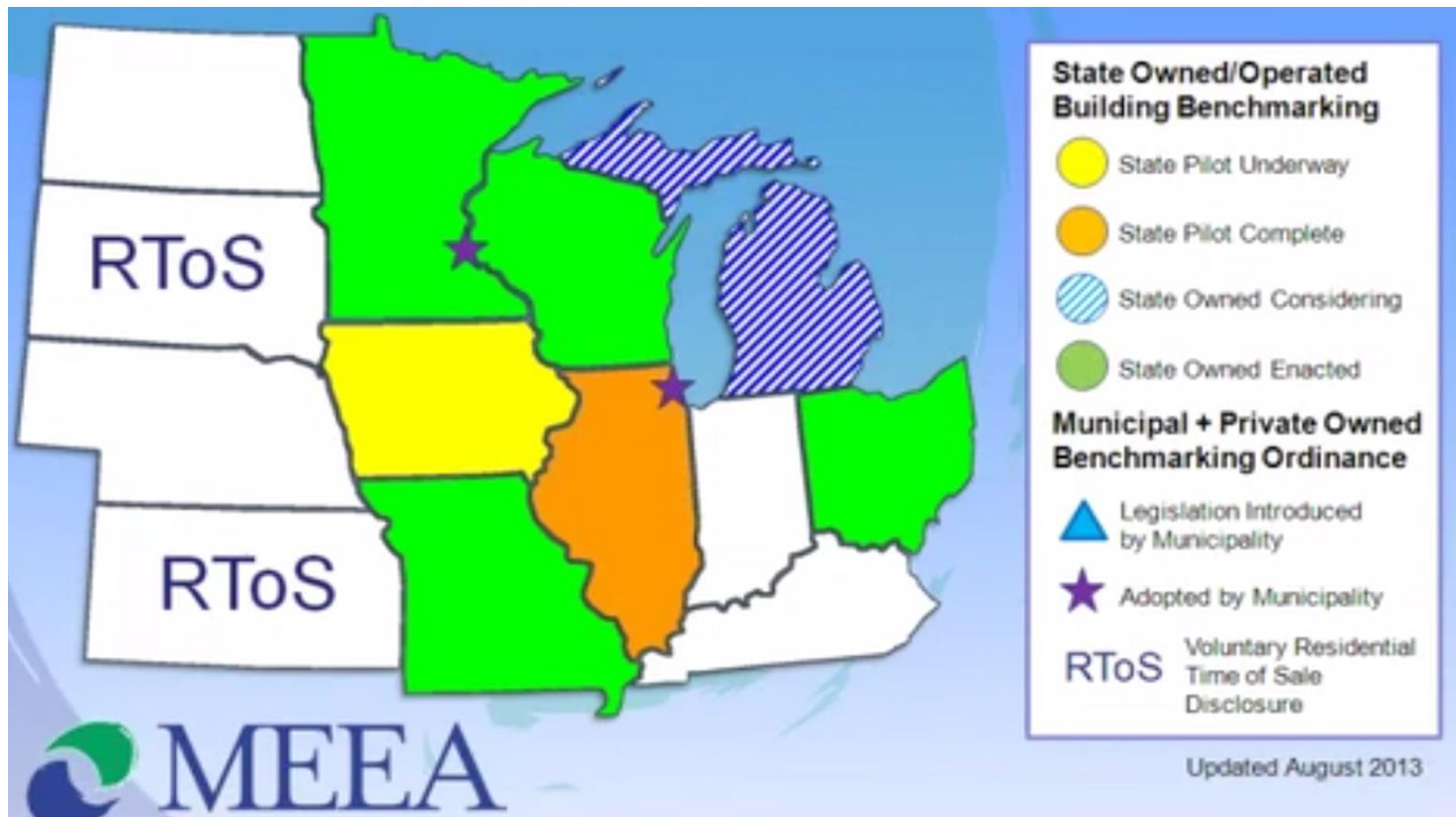


US Bank Plaza: Energy Star Rated  
Urban Land Interests, Madison

# Benchmarking Program Design



# Midwest Benchmarking Legislation Status



# Madison Benchmarking Ordinance

- **Target Audience**

- Public and Commercial Buildings
  - $\geq 50,000$  sq. ft.
  - $\geq 15,000$  sq. ft.
  - Multi-Family residential rental buildings  $> 35$  units

- **Goals**

- Energy performance and water use measurement
- Market-Driven energy performance
- Acceleration of energy efficiency
- Reduced city-wide carbon footprint

- **Submission**

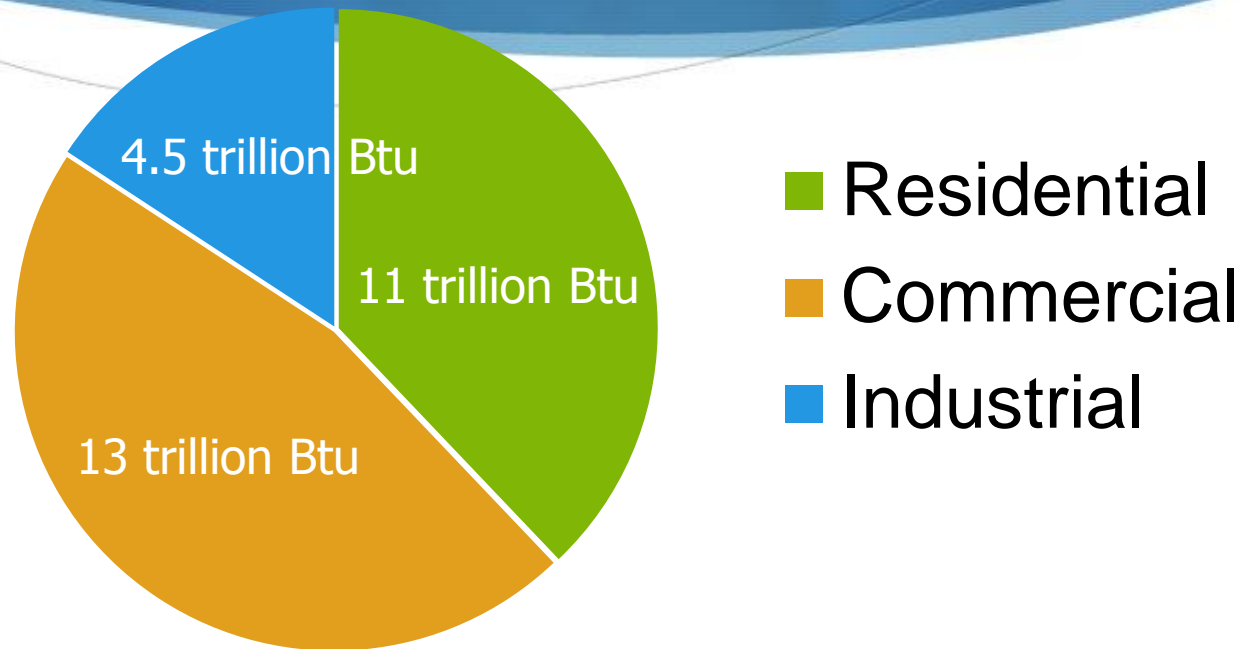
- Annual energy use data in Energy Star Portfolio Manager

- **Phased Reporting**

- 1 year grace period



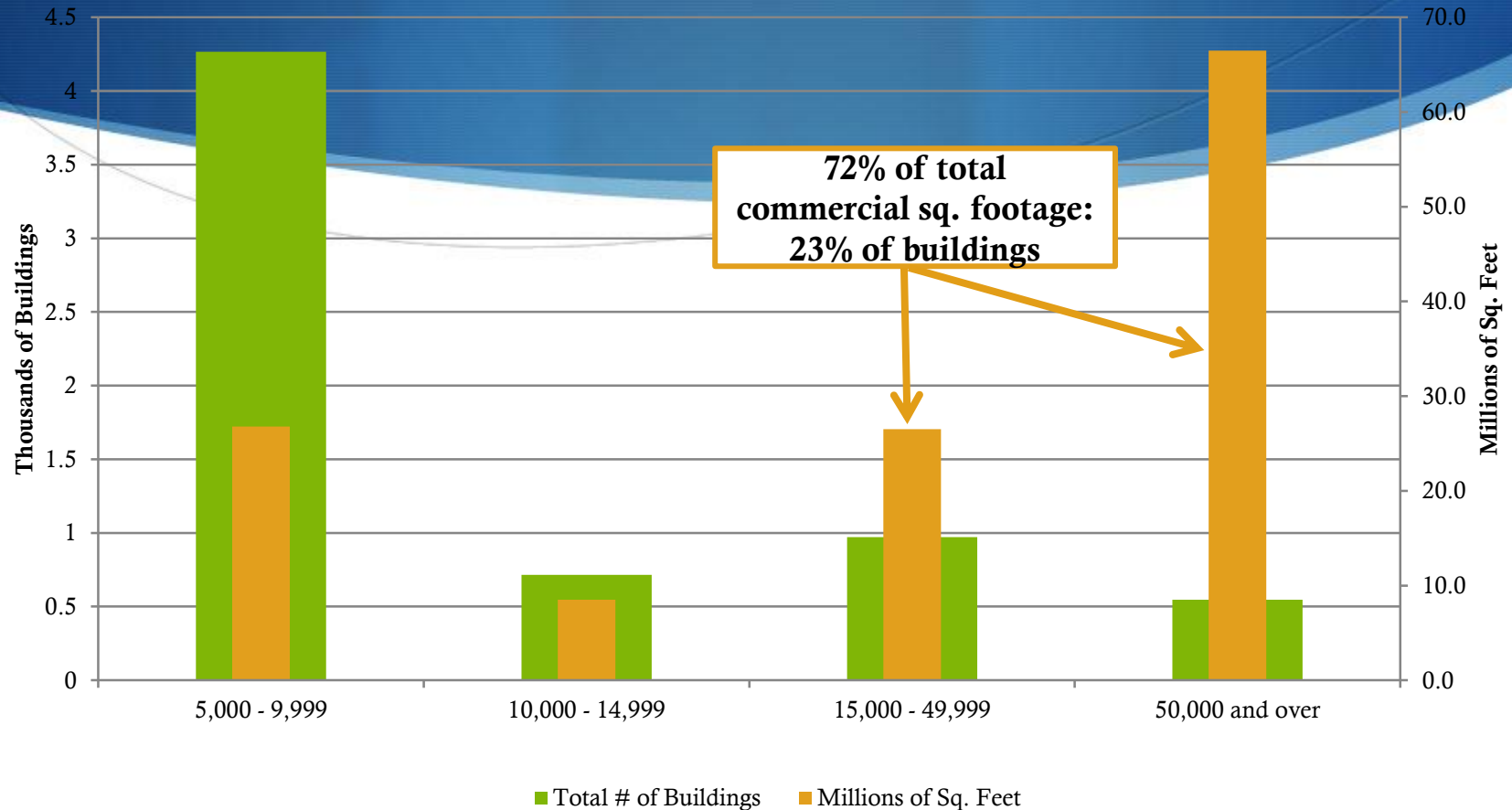
# Madison Energy Use (trillion Btu)



***Commercial Buildings currently use 46% of energy in Madison***

Source: MG&E 2012 Annual Report

# City of Madison Buildings



***Benchmarking Madison's commercial buildings over 15,000 SF  
has potential to save 661 billion Btu's per year***

# Overview of Madison's Benchmarking Ordinance

## Energy Benchmarking

- Public and Commercial Buildings  $\geq 15,000$  SF required to track energy consumption
- Multi-Family Residential Rental Buildings  $> 35$  units
- Energy data entered into Energy Star Portfolio Manager (free, web-based)
- Phased implementation based on building size. Benchmark 1 year energy use. Report by:
  - City owned buildings:  
**starting May 1, 2014**
  - Buildings  $\geq 50,000$  SF: **2015**
  - Buildings  $\geq 15,000$  SF: **2016**
  - Multi-Family Rentals  $> 35$  units: **2017**

## Data Verification

- Every 3 years, building energy data must be verified by a third-party energy professional
- Verification improves data quality and levels the playing field

## Reporting and Disclosure

- Buildings report energy use annually, using automated Portfolio Manager tool
- City reports annually to the public on energy efficiency trends
- City makes energy scores public after 2 year grace period; allows time to improve scores.
- Disclosure schedule:
  - City owned buildings:  
**starting July 30, 2014**
  - Buildings  $\geq 50,000$  SF: **2016**
  - Buildings  $\geq 15,000$  SF: **2017**
  - Multifamily residential buildings  $> 35$  units: **2018**



# Engage Stakeholders of Madison Benchmarking Ordinance

