

### PLAN KEY NOTES:

INDICATED WITH A SQUARE ANNOTATION. EXAMPLE - [X]

KEYNOTES - FLOOR PLAN / INTERIOR ELEVATIONS

SEE G021 & G022 FOR TYP. MOUNTING LOCATIONS UNLESS OTHERWISE NOTED  
OWNER TO DETERMINE LOCATION OF ALL OFOI ITEMS

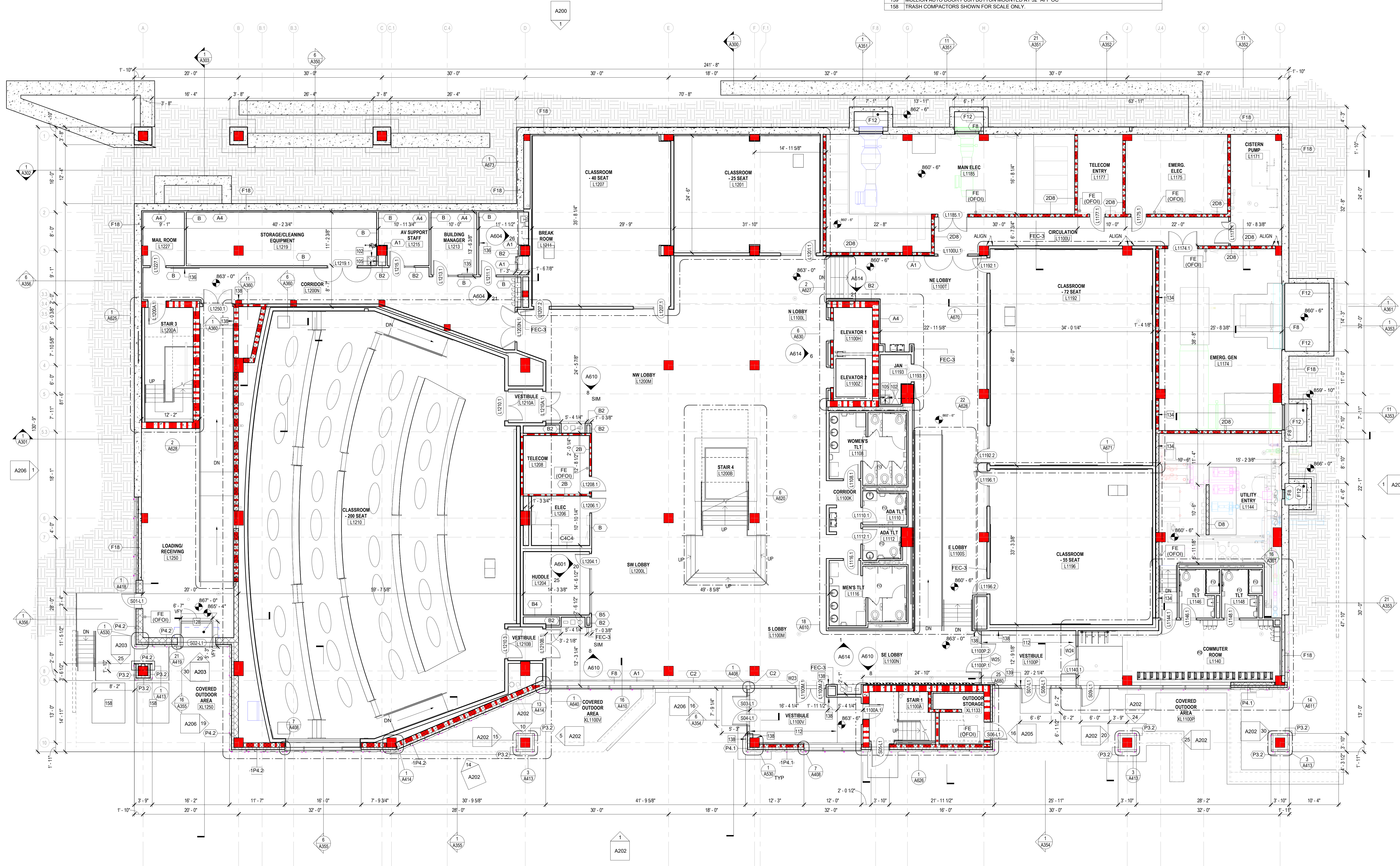
| Key Value | Keynote Text   |
|-----------|--|
| 102       | CUSTODIAL MOP AND BROOM HOLDER (MBH-1)   |
| 105       | RUN GFRP 4'-0" HIGH BY 4'-0" WIDE FROM THE CORNER OF THE MOP SINK  |
| 112       | WALKOFF GRILLE ON RECESSED SLAB. SEE STRUCTURAL PLANS S100 & S101 FOR MORE INFORMATION   |
| 128       | DOCK LEVELER   |
| 134       | PAD-2  |
| 135       | KEYWATCHER BOX. MOUNTING HEIGHT TO BE COORDINATED WITH MANUFACTURER AND ACCESS REQUIREMENTS. REFER TO E100 FOR LOCATION OF REQUIRED POWER AND DATA |
| 136       | 4' X 8' TACK BOARD FIXED TO WALL @ 36" A.F.F.  |
| 138       | WALL AUTO DOOR PUSH BUTTON MOUNTED AT 32" A.F.F. OC. SEE E100-105 FOR POWER REQUIREMENTS.  |
| 139       | MULLION AUTO DOOR PUSH BUTTON MOUNTED AT 32" AFF OC  |
| 158       | TRASH COMPACTORS SHOWN FOR SCALE ONLY.   |

### GENERAL PLAN NOTES:

- A. COORDINATE DIMENSIONS FOR EQUIPMENT SUPPORTS, WALL, FLOOR OR ROOF OPENINGS WITH APPLICABLE TRADE CONTRACTORS PRIOR TO CONCRETE PLACEMENT OR STEEL FABRICATION.
- B. FIELD VERIFY ALL DIMENSIONS PRIOR TO BEGINNING WORK OR FABRICATING UNITS. COMMENCEMENT OF WORK BY ANY CONTRACTOR CONSTITUTES ACCEPTANCE OF THE EXISTING CONDITIONS. CONTRACTOR TO NOTIFY ARCHITECT AND CONSTRUCTION MANAGER OF ANY DISCREPANCIES PRIOR TO PROCEEDING WITH ANY WORK.
- C. ALL WORK TO BE PERFORMED IN AN APPROVED WORKMANLIKE MANNER AND SHALL BE IN ACCORDANCE WITH GOVERNING CODES & REGULATORY AGENCIES.
- D. THE SPECIFICATIONS ARE AN INTEGRAL PART OF THE CONSTRUCTION DOCUMENTS. ANY DISCREPANCIES SHOULD BE BROUGHT TO THE ATTENTION OF THE ARCHITECT FOR CLARIFICATION.
- E. ALL WALLS ARE DIMENSIONED TO FACE UNLESS NOTED OTHERWISE. (DOES NOT INCLUDE THICKNESS OF APPLIED FINISHES SUCH AS TILE).
- F. TOILET AND BATH ACCESSORIES ARE NOTED ON INTERIOR ELEVATIONS.
- G. SEE A108 FOR ALL ROOF ASSEMBLIES, ACCESSORIES, AND ANNOTATIONS.
- H. SEE L&S01 AND L&S02 FOR MORE INFORMATION ON TERRACE AND GREEN ROOFS.
- I. SEE LIFE SAFETY PLANS FOR SPRAY FIRE-RESISTIVE MATERIALS (SFRM).
- J. SEE A500 FOR WALL TYPES AS NOTED.
- K. PROVIDE LEVEL 5 DRYWALL FINISH AT ENVIRONMENTAL GRAPHIC LOCATIONS AS INDICATED ON SHEETS A700-A705.
- L. SEE A400 FOR ROOF PENETRATION DETAILS. REFER TO MEP DRAWINGS FOR LOCATIONS.




Consultant:



1 LOWER LEVEL - PLAN  
A100 SCALE: 1/8" = 1'-0"

State of Wisconsin  
Department of Administration  
Division of Facilities Development



232 N. PARK ST.  
MADISON, WI 53715

NEW ACADEMIC BUILDING  
LEVY HALL  
UNIVERSITY OF WISCONSIN - MADISON  
MADISON, WISCONSIN

LOWER LEVEL PLAN

| Revisions: |       |              |
|------------|-------|--------------|
| No.        | Date: | Description: |
|            |       |              |
|            |       |              |
|            |       |              |
|            |       |              |

|               |            |
|---------------|------------|
| Graphic Scale |            |
| DFD Number    | 20K1G-01   |
| Set Type      | LUA        |
| Date Issued   | 05/22/2023 |
| Sheet Number  | A100       |





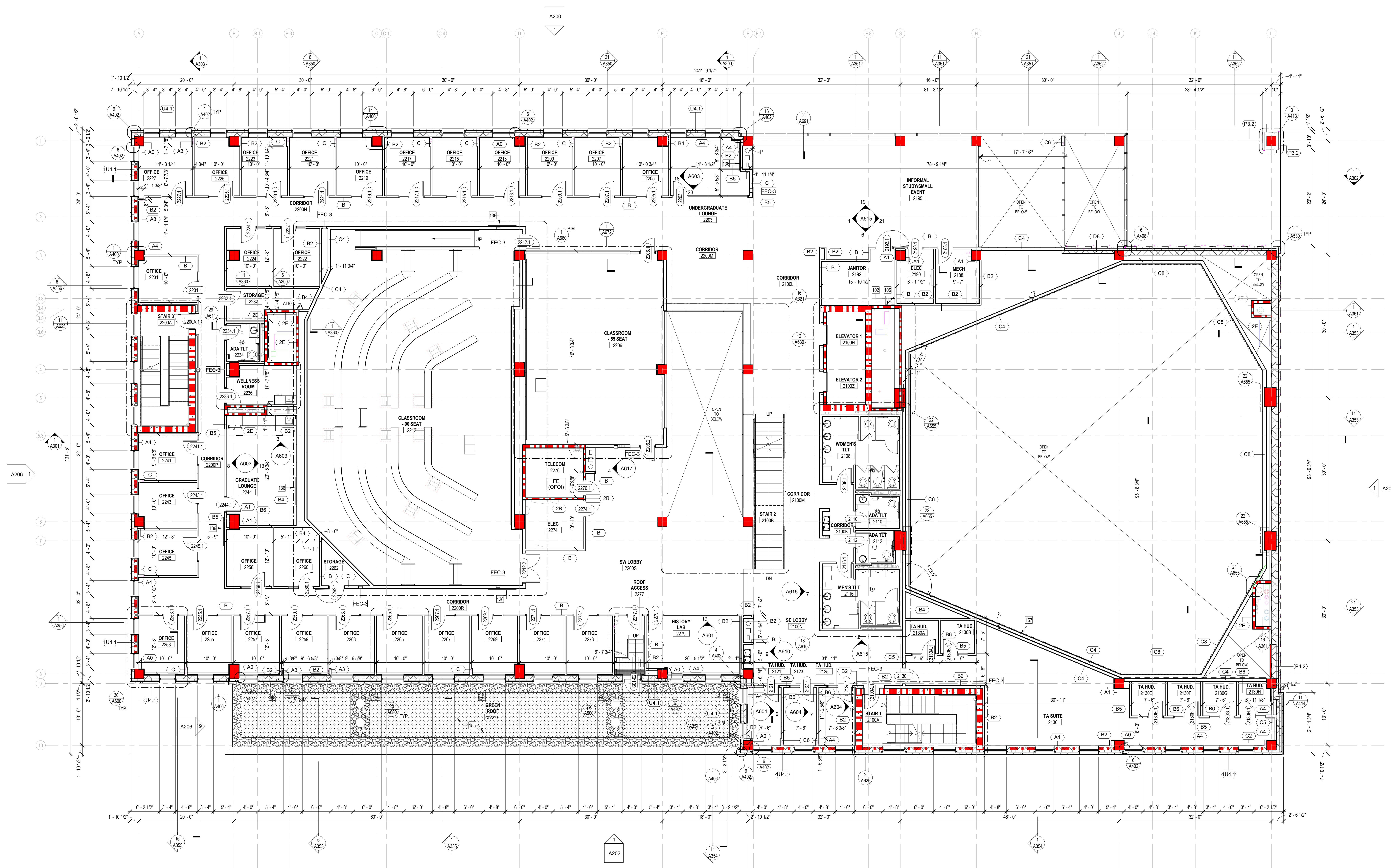
**PLAN KEY NOTES:**

INDICATED WITH A SQUARE ANNOTATION. EXAMPLE - X

| Key Value | Keynote Text  |
|-----------|---|
| 102       | CUSTODIAL MOP AND BROOM HOLDER (MBH-1)  |
| 105       | RUN GFRP 4'-0" HIGH BY 4'-0" WIDE FROM THE CORNER OF THE MOP SINK                             |
| 136       | 4" X 6" TACK BOARD FIXED TO WALL @ 36" A.F.F  |
| 155       | REFER TO SHEET A106 FOR ROOF TYPES AND ELEMENTS. REFER TO LV501 FOR WIDTHS OF BALLAST AREAS.  |
| 157       | MAINTAIN 1" MIN CLEAR BETWEEN FRAMING OF EACH WALL, THIS ROOM TYP. NO BRACING ACROSS THIS GAP |

**GENERAL PLAN NOTES:**

- A. COORDINATE DIMENSIONS FOR EQUIPMENT SUPPORTS, WALL, FLOOR OR ROOF OPENINGS WITH APPLICABLE TRADE CONTRACTORS PRIOR TO CONCRETE PLACEMENT OR STEEL FABRICATION.
- B. FIELD VERIFY ALL DIMENSIONS PRIOR TO BEGINNING WORK OR FABRICATING UNITS.
- C. COMMENCEMENT OF WORK BY ANY CONTRACTOR CONSTITUTES ACCEPTANCE OF THE EXISTING CONDITIONS. CONTRACTOR TO NOTIFY ARCHITECT AND CONSTRUCTION MANAGER OF ANY DISCREPANCIES PRIOR TO PROCEEDING WITH ANY WORK.
- D. ALL WORK TO BE PERFORMED IN AN APPROVED WORKMANLIKE MANNER AND SHALL BE IN ACCORDANCE WITH GOVERNING CODES & REGULATORY AGENCIES.
- E. THE SPECIFICATIONS ARE AN INTEGRAL PART OF THE CONSTRUCTION DOCUMENTS. ANY DISCREPANCIES SHOULD BE BROUGHT TO THE ATTENTION OF THE ARCHITECT FOR CLARIFICATION.
- F. TOILET AND BATH ACCESSORIES ARE NOTED ON INTERIOR ELEVATIONS.
- G. SEE A108 FOR ALL ROOF ASSEMBLIES, ACCESSORIES, AND ANNOTATIONS.
- H. SEE LA501 AND LA502 FOR MORE INFORMATION ON TERRACE AND GREEN ROOFS.
- I. SEE LIFE SAFETY PLANS FOR SPRAY FIRE-RESISTIVE MATERIALS (SFRM).
- J. SEE A590 FOR WALL TYPES AS NOTED.
- K. PROVIDE LEVEL 5 DRYWALL FINISH AT ENVIRONMENTAL GRAPHIC LOCATIONS AS INDICATED ON SHEETS A700-A705.
- L. SEE A400 FOR ROOF PENETRATION DETAILS. REFER TO MEP DRAWINGS FOR LOCATIONS.




Autodesk Docs://20K1G L&S UW Madison Levy Hall/21-11B 20K1G UW-Madison Levy Hall - Arvt

5/11/2023 4:25:26 PM

1 SECOND FLOOR - PLAN  
A102 SCALE: 1/8" = 1'-0"

State of Wisconsin  
Department of Administration  
Division of Facilities Development



232 N. PARK ST.  
MADISON, WI 53715

NEW ACADEMIC BUILDING  
LEVY HALL  
UNIVERSITY OF WISCONSIN - MADISON  
MADISON, WISCONSIN

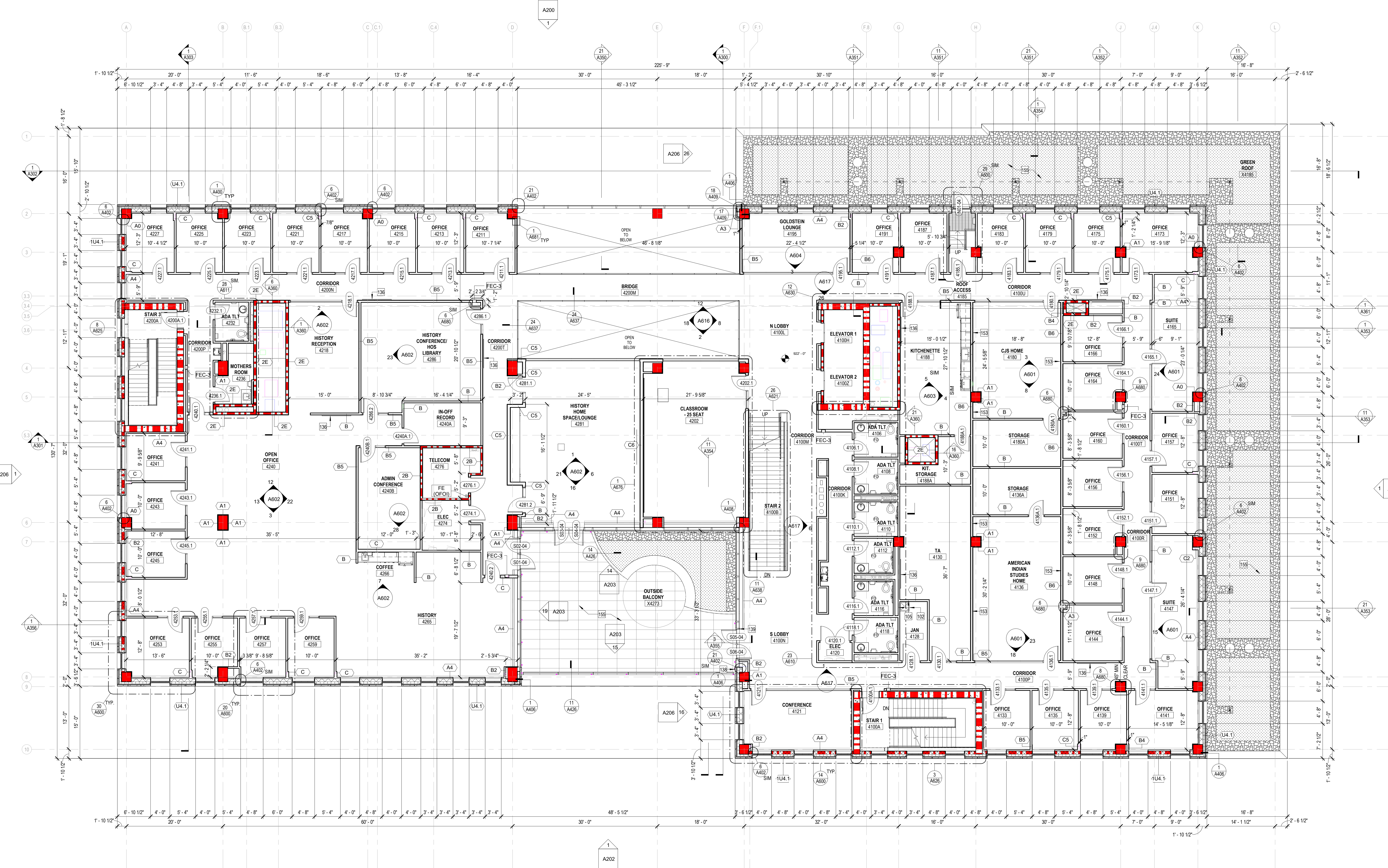
SECOND FLOOR PLAN

| Revisions: | No. | Date: | Description: |
|------------|-----|-------|--------------|
|            |     |       |              |
|            |     |       |              |
|            |     |       |              |

|               |            |
|---------------|------------|
| Graphic Scale |            |
| DFD Number    | 20K1G-01   |
| Set Type      | LUA        |
| Date Issued   | 05/22/2023 |
| Sheet Number  | A102       |







1 FOURTH FLOOR - PLAN  
A104  
SCALE: 1/8" = 1'-0"

**PLAN KEY NOTES:**

INDICATED WITH A SQUARE ANNOTATION. EXAMPLE - X

KEYNOTES - FLOOR PLAN / INTERIOR ELEVATIONS

SEE G021 & G022 FOR TYP. MOUNTING LOCATIONS UNLESS OTHERWISE NOTED  
OWNER TO DETERMINE LOCATION OF ALL OFI ITEMS

| Key Value | Keynote Text  |
|-----------|---|
| 102       | CUSTODIAL MOP AND BROOM HOLDER (MBH-1)  |
| 105       | RUN GFRP 4'-0" HIGH BY 4'-0" WIDE FROM THE CORNER OF THE MOP SINK                           |
| 136       | 4' X 8' TACK BOARD FIXED TO WALL @ 36" A.F.F.   |
| 138       | WALL AUTO DOOR PUSH BUTTON MOUNTED AT 32" A.F.F. OC. SEE E100-105 FOR POWER REQUIREMENTS    |
| 139       | MULLION AUTO DOOR PUSH BUTTON MOUNTED AT 32" AFF OC   |
| 153       | 3/4" BLOCKING FROM THE TOP OF DOOR JAMB TO 4'-0" A.F.F.                                     |
| 155       | REFER TO SHEET A108 FOR ROOF TYPES AND ELEMENTS. REFER TO LV501 FOR WIDTHS OF BALLAST AREAS |

**GENERAL PLAN NOTES:**

- A. COORDINATE DIMENSIONS FOR EQUIPMENT SUPPORTS, WALL, FLOOR OR ROOF OPENINGS WITH APPLICABLE TRADE CONTRACTORS PRIOR TO CONCRETE PLACEMENT OR STEEL FABRICATION.
- B. FIELD VERIFY ALL DIMENSIONS PRIOR TO BEGINNING WORK OR FABRICATING UNITS.
- C. COMMENCEMENT OF WORK BY ANY CONTRACTOR CONSTITUTES ACCEPTANCE OF THE EXISTING CONDITIONS. CONTRACTOR TO NOTIFY ARCHITECT AND CONSTRUCTION MANAGER OF ANY DISCREPANCIES PRIOR TO PROCEEDING WITH ANY WORK.
- D. DISCREPANCIES SHOULD BE BROUGHT TO THE ATTENTION OF THE ARCHITECT FOR CLARIFICATION.
- E. ALL WALLS ARE DIMENSIONED TO FACE UNLESS NOTED OTHERWISE. DOES NOT INCLUDE THICKNESS OF APPLIED FINISHES SUCH AS TILE.
- F. TOILET AND BATH ACCESSORIES ARE NOTED ON INTERIOR ELEVATIONS.
- G. SEE A108 FOR ALL ROOF ASSEMBLIES, ACCESSORIES, AND ANNOTATIONS.
- H. SEE LA501 AND LA502 FOR MORE INFORMATION ON TERRACE AND GREEN ROOFS.
- I. SEE LIFE SAFETY PLANS FOR SPRAY FIRE-RESISTIVE MATERIALS (SFRM).
- J. SEE A590 FOR WALL TYPES AS NOTED.
- K. PROVIDE LEVEL 5 DRYWALL FINISH AT ENVIRONMENTAL GRAPHIC LOCATIONS AS INDICATED ON SHEETS A700-A705.
- L. SEE A400 FOR ROOF PENETRATION DETAILS. REFER TO MEP DRAWINGS FOR LOCATIONS.



Consultant:

State of Wisconsin  
Department of Administration  
Division of Facilities Development



232 N. PARK ST.  
MADISON, WI 53715

NEW ACADEMIC BUILDING  
LEVY HALL  
UNIVERSITY OF WISCONSIN - MADISON  
MADISON, WISCONSIN

FOURTH FLOOR PLAN

| Revisions: | No. | Date: | Description: |
|------------|-----|-------|--------------|
|            |     |       |              |
|            |     |       |              |
|            |     |       |              |

|               |            |
|---------------|------------|
| Graphic Scale |            |
| DFD Number    | 20K1G-01   |
| Set Type      | LUA        |
| Date Issued   | 05/22/2023 |
| Sheet Number  | A104       |

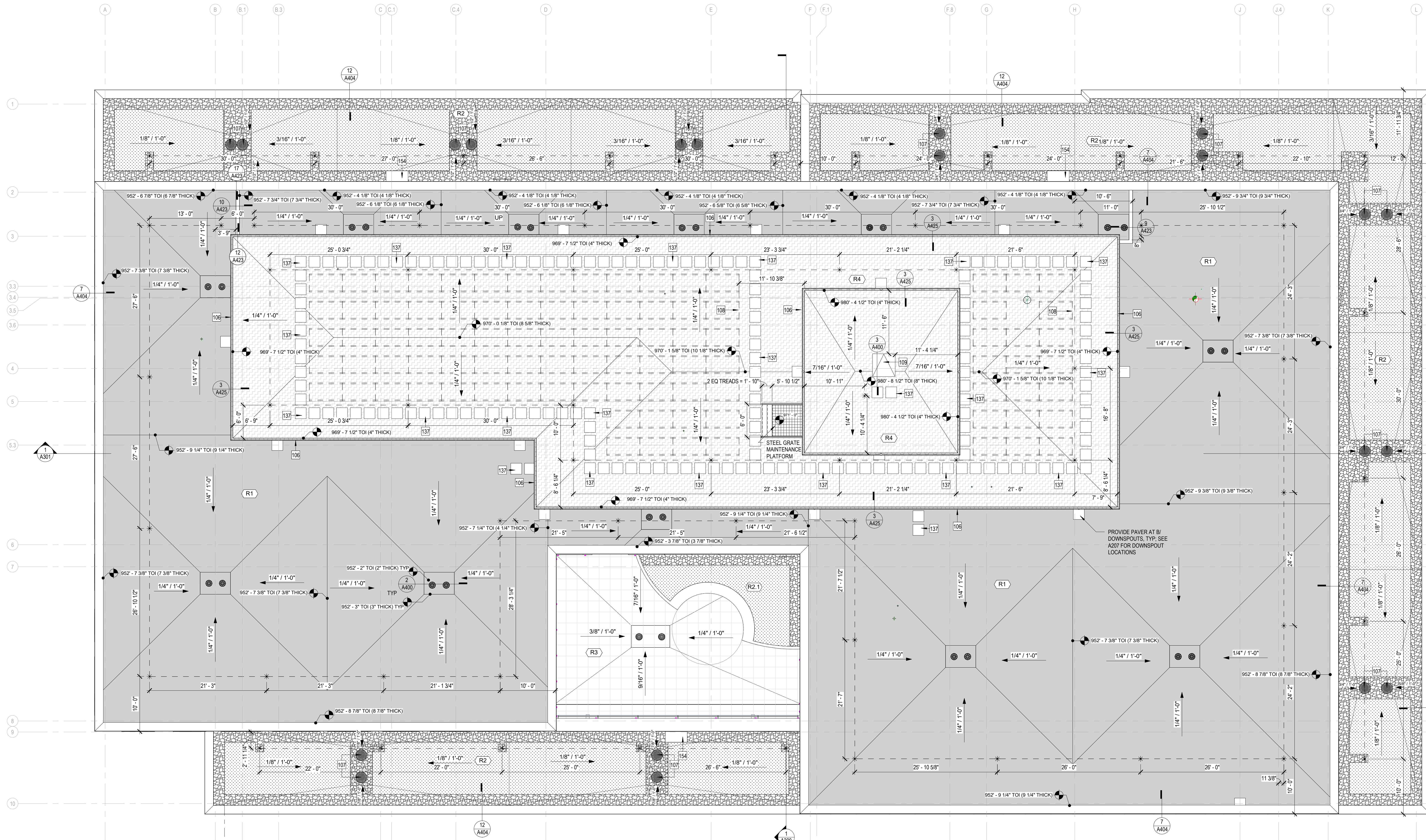












1 ROOF PLAN  
A108 SCALE: 1/8" = 1'-0"

**ROOF ASSEMBLY LEGEND**

**ROOF FALL PROTECTION SYSTEM**  
SYSTEM SHOWN FOR REFERENCE AND BIDDING PURPOSES ONLY. FINAL DESIGN, ENGINEERING AND CERTIFICATION BY SYSTEM SUPPLIER

--- HORIZONTAL LIFELINE FALL PROTECTION CABLE

⊙ FALL PROTECTION ANCHOR - SEE 2/A423

**MEMBRANE OVER CONCRETE DECK FROM EXTERIOR TO INTERIOR**  
 (R1) A. ROOF MEMBRANE  
 B. TAPERED POLYISO. INSULATION AT 1/4" / FT., 2" MIN. AT DRAINS  
 C. FILTER FABRIC & MOISTURE RETENTION LAYER  
 D. CONCRETE DECK

**GREEN ROOF FROM EXTERIOR TO INTERIOR**  
 (R2) A. 5" GROWTH MEDIUM & PLANTINGS (20" AT (R2.1) SEE SHEET L401)  
 B. FILTER FABRIC & MOISTURE RETENTION LAYER  
 C. 6" BOARD INSULATION (XPS)  
 D. DRAINAGE MAT  
 E. ROOT BARRIER  
 F. HOT FLUID APPLIED WATERPROOFING WITH EMBEDDED LEAK DETECTION MAT  
 G. SLOPED OVER-POURED CONCRETE  
 24" GRAVEL GROUND AT PERIMETER, DRAINS AND FALL PROTECTION ANCHORS

**PEDESTAL PAVERS FROM EXTERIOR TO INTERIOR**  
 (R3) A. CONCRETE PAVERS ON PEDESTAL SYSTEM. SEE SHEET L051  
 B. PAVES GRATING SYSTEM. SEE SHEET L051  
 C. FILTER FABRIC & MOISTURE RETENTION LAYER  
 D. UV RESISTANT FILTER FABRIC  
 E. 6" BOARD INSULATION (XPS), HIGH PSI  
 F. DRAINAGE MAT  
 G. HOT FLUID APPLIED WATERPROOFING WITH EMBEDDED LEAK DETECTION MAT  
 H. SLOPED OVER-POURED CONCRETE

**MEMBRANE OVER METAL DECK FROM EXTERIOR TO INTERIOR**  
 (R4) A. ROOF MEMBRANE  
 B. TAPERED POLYISO. INSULATION AT 1/4" / FT., 2" MIN. AT DRAINS  
 C. VAPOR RETARDER  
 D. 12" GYPSUM ROOF BOARD  
 E. METAL DECK

**PAVERS OVER CONCRETE DECK FROM EXTERIOR TO INTERIOR**  
 (R5) A. CONCRETE PAVERS. SEE SHEET L051  
 B. AGGREGATE BASE, DEPTH VARIES. SEE SHEET L051  
 C. DRAIN MAT  
 D. 6" BOARD INSULATION (XPS), HIGH PSI  
 E. HOT FLUID APPLIED WATERPROOFING  
 F. SLOPED OVER-POURED CONCRETE

⊙ LIGHTNING PROTECTION SYSTEM. SEE ELECTRICAL E107. TBD.

**PLAN KEY NOTES:**

INDICATED WITH A SQUARE ANNOTATION. EXAMPLE - [X]

| KEYNOTES - ROOF PLAN |  |
|----------------------|--|
| Key Value            | Keynote Text   |
| 106                  | METAL GUTTER AND DOWNSPOUTS. SEE EXTERIOR ELEVATIONS FOR DOWNSPOUT LOCATIONS.          |
| 107                  | ROOF DRAIN INSPECTION CHAMBER, TYP.  |
| 108                  | PHOTOVOLTAIC PANEL ARRAY   |
| 109                  | ROOF HATCH   |
| 137                  | 2" X 2" X 2" CONCRETE BLOCK PAVES, 6" SPACING TYP. REFER TO SPEC SECTION 07 53 23 - 22 |
| 154                  | 6" ARCHITECTURAL CONCRETE PRECAST STEP   |

**GENERAL PLAN NOTES:**

- A. COORDINATE DIMENSIONS FOR EQUIPMENT SUPPORTS, WALL, FLOOR OR ROOF OPENINGS WITH APPLICABLE TRADE CONTRACTORS PRIOR TO CONCRETE PLACEMENT OR STEEL FABRICATION.
- B. FIELD VERIFY ALL DIMENSIONS PRIOR TO BEGINNING WORK OR FABRICATING UNITS.
- C. COMMENCEMENT OF WORK BY ANY CONTRACTOR CONSTITUTES ACCEPTANCE OF THE EXISTING CONDITIONS. CONTRACTOR TO NOTIFY ARCHITECT AND CONSTRUCTION MANAGER OF ANY DISCREPANCIES PRIOR TO PROCEEDING WITH ANY WORK.
- D. ALL WORK TO BE PERFORMED IN AN APPROVED WORKMANLIKE MANNER AND SHALL BE IN ACCORDANCE WITH GOVERNING CODES & REGULATORY AGENCIES.
- E. THE SPECIFICATIONS ARE AN INTEGRAL PART OF THE CONSTRUCTION DOCUMENTS. ANY DISCREPANCIES SHOULD BE BROUGHT TO THE ATTENTION OF THE ARCHITECT FOR CLARIFICATION.
- F. TOILET AND BATH ACCESSORIES ARE NOTED ON INTERIOR ELEVATIONS.
- G. SEE A108 FOR ALL ROOF ASSEMBLIES, ACCESSORIES, AND ANNOTATIONS.
- H. SEE L401 AND L402 FOR MORE INFORMATION ON TERRACE AND GREEN ROOFS.
- I. SEE LIFE SAFETY PLANS FOR SPRAY FIRE-RESISTIVE MATERIALS (SFRM).
- J. SEE A500 FOR WALL TYPES AS NOTED.
- K. PROVIDE LEVEL 5 DRYWALL FINISH AT ENVIRONMENTAL GRAPHIC LOCATIONS AS INDICATED ON SHEETS A700-705.
- L. SEE A400 FOR ROOF PENETRATION DETAILS. REFER TO MEP DRAWINGS FOR LOCATIONS.



Consultant:

State of Wisconsin  
Department of Administration  
Division of Facilities Development

232 N. PARK ST.  
MADISON, WI 53715

NEW ACADEMIC BUILDING  
LEVY HALL  
UNIVERSITY OF WISCONSIN - MADISON  
MADISON, WISCONSIN

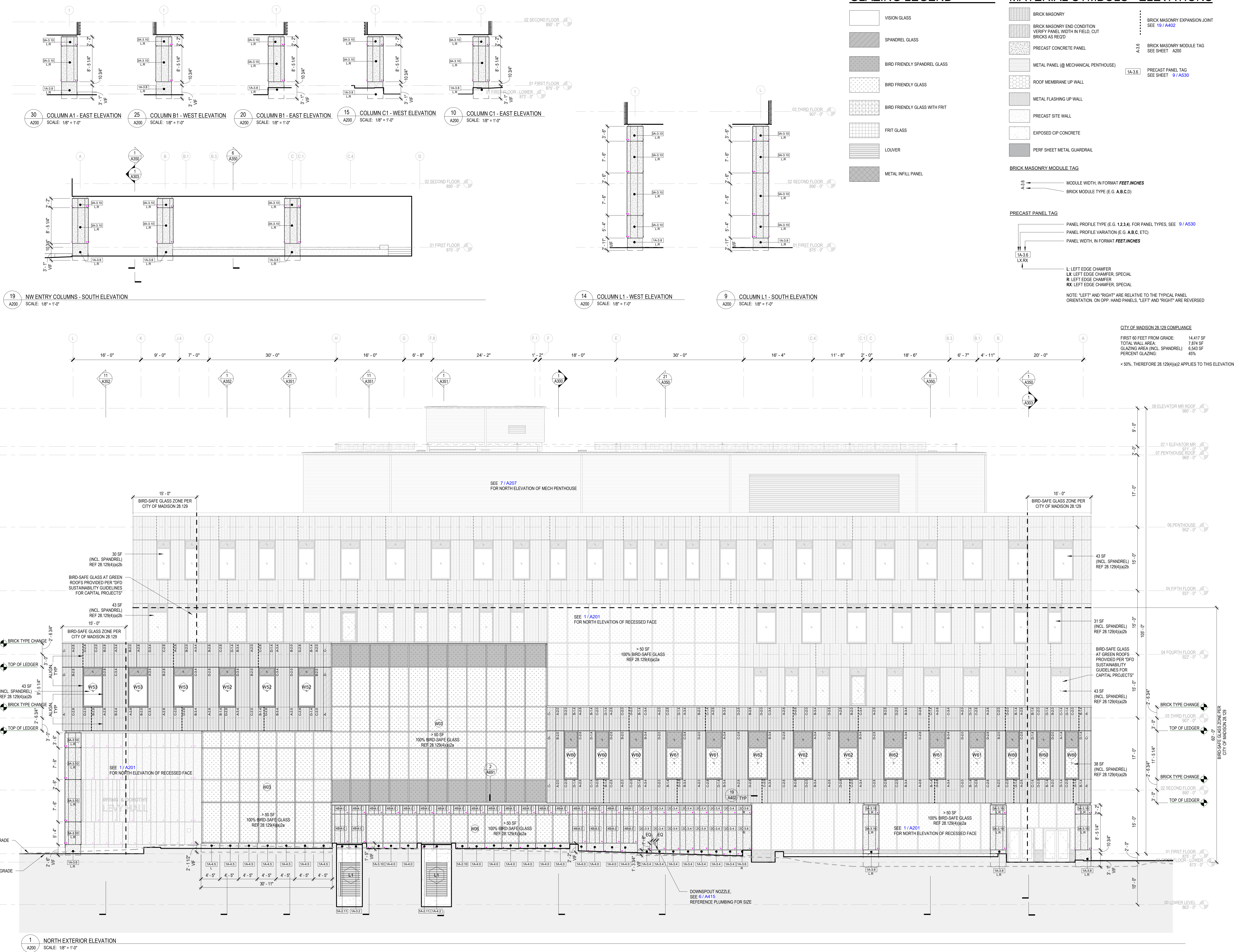
OVERALL ROOF PLAN

| Revisions: |       |              |
|------------|-------|--------------|
| No.        | Date: | Description: |
|            |       |              |
|            |       |              |
|            |       |              |
|            |       |              |
|            |       |              |
|            |       |              |
|            |       |              |
|            |       |              |
|            |       |              |
|            |       |              |

|               |             |
|---------------|-------------|
| Graphic Scale |             |
| DFD Number    | 20K1G-01    |
| Set Type      | LUA         |
| Date Issued   | 05/22/2023  |
| Sheet Number  | <b>A108</b> |





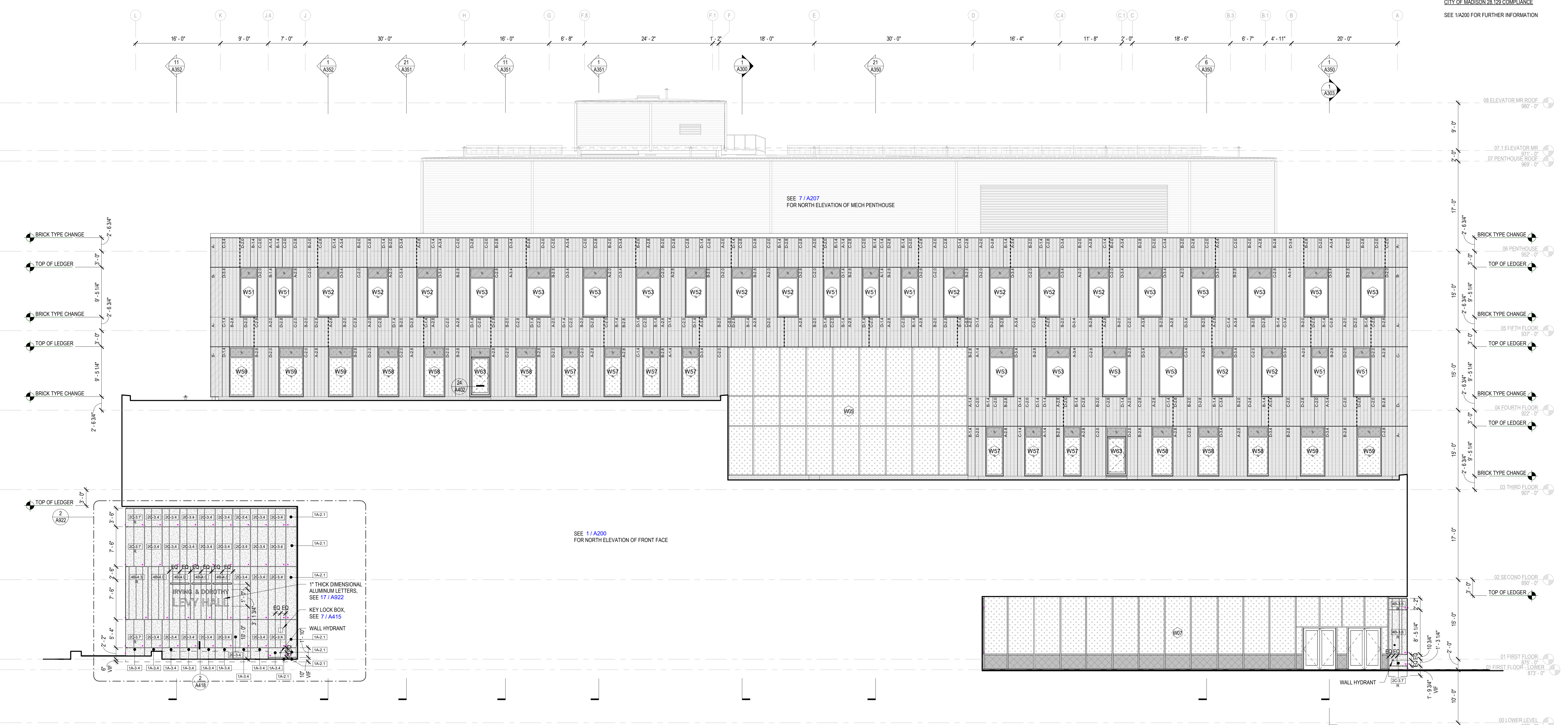
GLAZING LEGEND MATERIAL SYMBOLS - ELEVATIONS

- VISION GLASS
SPANDREL GLASS
BIRD FRIENDLY SPANDREL GLASS
BIRD FRIENDLY GLASS
BIRD FRIENDLY GLASS WITH FRIT
FRIT GLASS
LOUVER
METAL INFILL PANEL
BRICK MASONRY
BRICK MASONRY END CONDITION
PRECAST CONCRETE PANEL
METAL PANEL (@ MECHANICAL PENTHOUSE)
ROOF MEMBRANE UP WALL
METAL FLASHING UP WALL
PRECAST SITE WALL
EXPOSED CIP CONCRETE
PERF SHEET METAL GUARDRAIL
BRICK MASONRY EXPANSION JOINT
BRICK MASONRY MODULE TAG
PRECAST PANEL TAG
PANEL PROFILE TYPE (E.G. 1.2,3,4)
PANEL PROFILE VARIATION (E.G. A,B,C, ETC)
PANEL WIDTH IN FORMAT FEET/INCHES
L LEFT EDGE CHAMFER
LX LEFT EDGE CHAMFER, SPECIAL
LR LEFT EDGE CHAMFER, SPECIAL
R RIGHT EDGE CHAMFER, SPECIAL
RX RIGHT EDGE CHAMFER, SPECIAL
NOTE: "LEFT" AND "RIGHT" ARE RELATIVE TO THE TYPICAL PANEL ORIENTATION. ON OPP. HAND PANELS, "LEFT" AND "RIGHT" ARE REVERSED

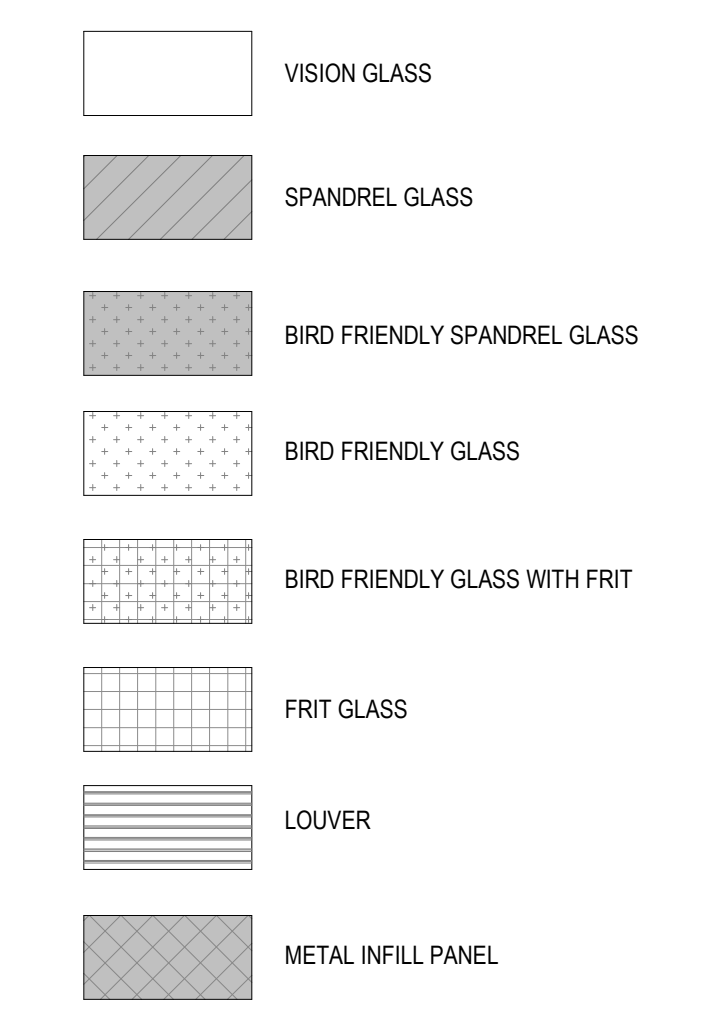
CITY OF MADISON 28.129 COMPLIANCE
FIRST 60 FEET FROM GRADE: 14,417 SF
TOTAL WALL AREA: 7,874 SF
GLAZING AREA (INCL. SPANDREL): 6,543 SF
PERCENT GLAZING: 46%
< 50%, THEREFORE 28.129(4)(a)2 APPLIES TO THIS ELEVATION

R/S BORA Consultant:
State of Wisconsin Department of Administration Division of Facilities Development
UNIVERSITY OF WISCONSIN - MADISON LEVY HALL MADISON, WISCONSIN
EXTERIOR ELEVATIONS
Revisions: No. Date: Description:
Graphic Scale
DFD Number 20K1G-01
Set Type LUA
Date Issued 05/22/2023
Sheet Number A200

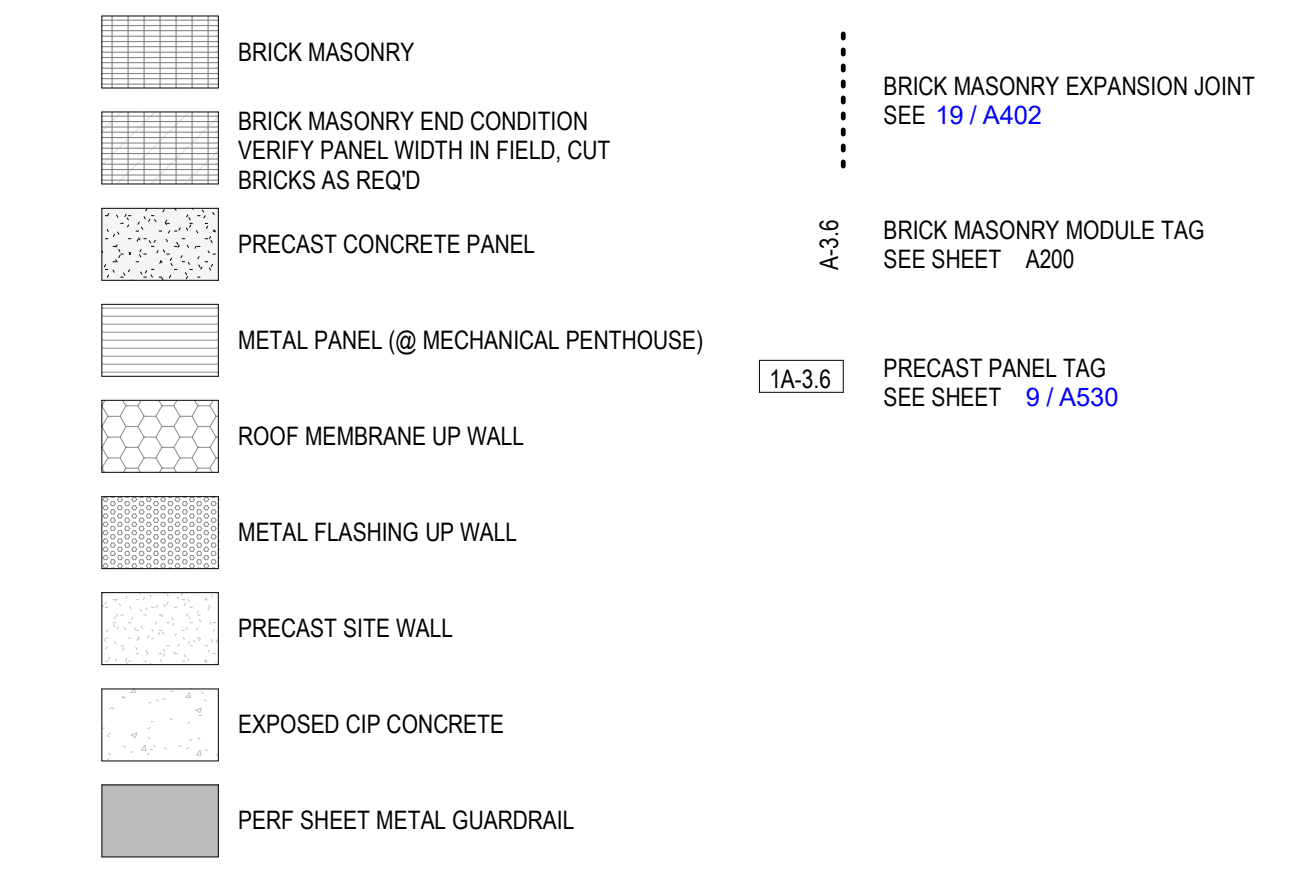
1 NORTH EXTERIOR ELEVATION - RECESSED  
 A201 SCALE: 1/8" = 1'-0"



### GLAZING LEGEND



### MATERIAL SYMBOLS - ELEVATIONS



Consultant:

State of Wisconsin  
 Department of Administration  
 Division of Facilities Development

232 N. PARK ST.  
 MADISON, WI 53715

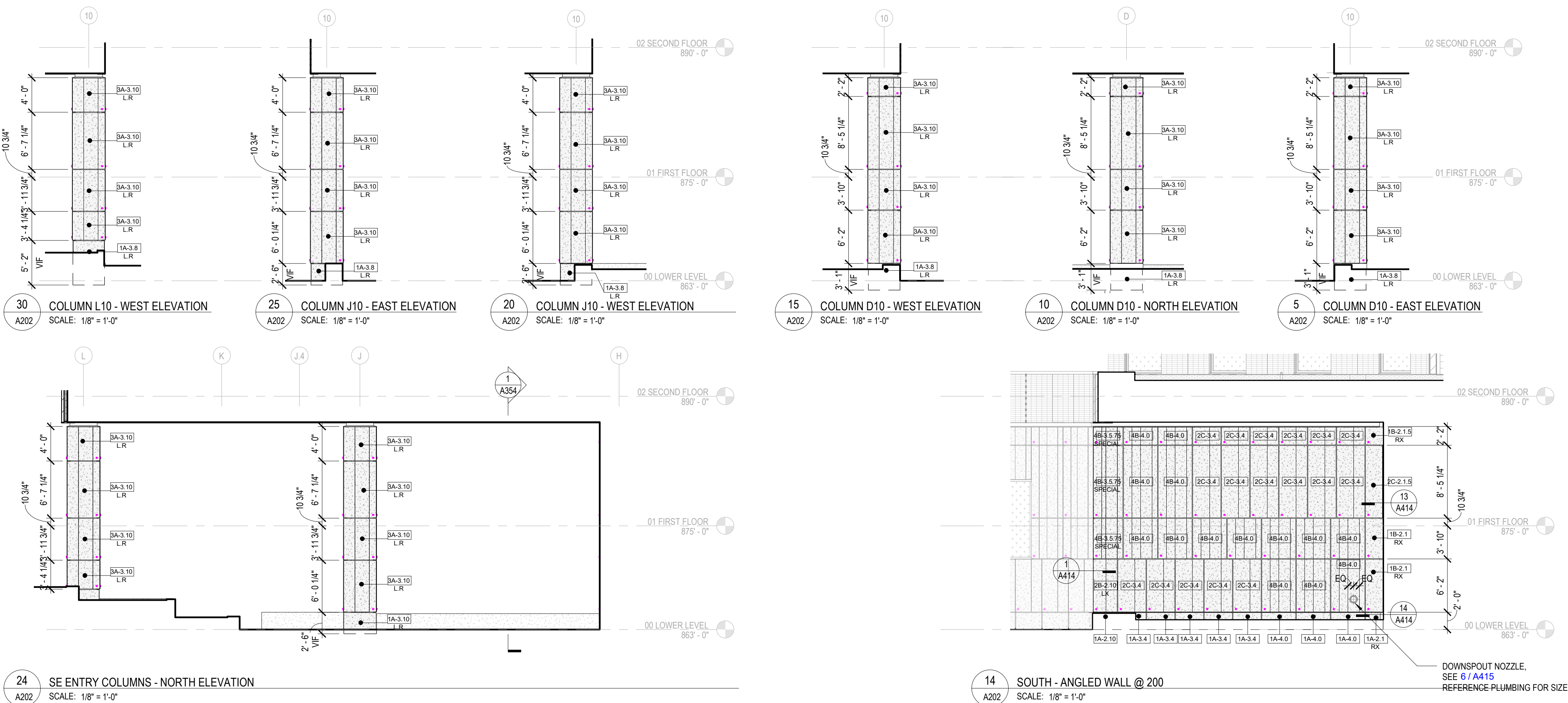
NEW ACADEMIC BUILDING  
 LEVY HALL  
 UNIVERSITY OF WISCONSIN - MADISON  
 MADISON, WISCONSIN

EXTERIOR ELEVATIONS

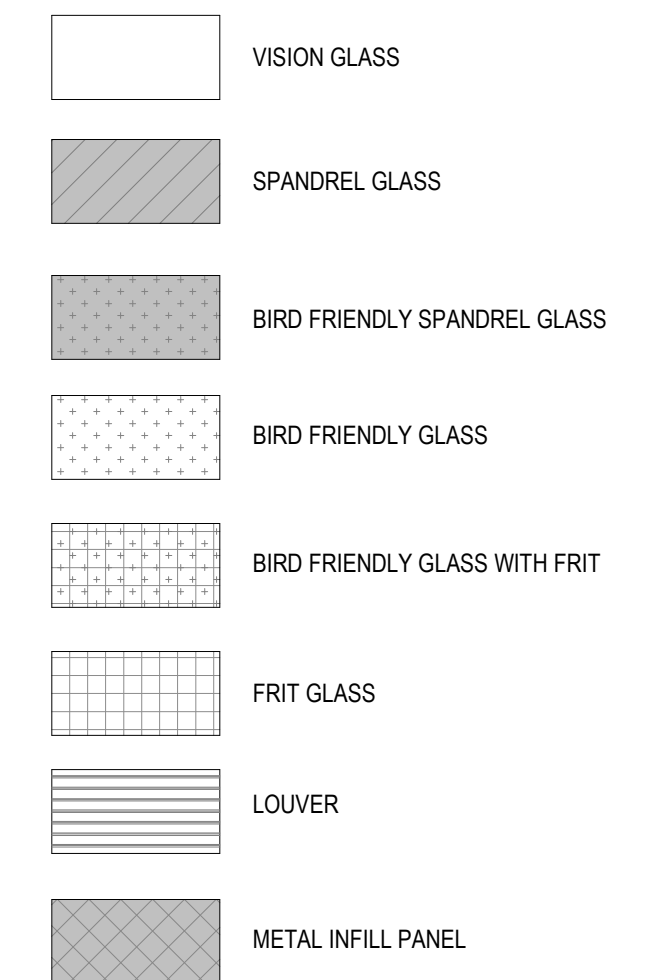
| Revisions: |              |
|------------|--------------|
| No.        | Description: |
|            |              |
|            |              |
|            |              |
|            |              |
|            |              |
|            |              |
|            |              |
|            |              |
|            |              |
|            |              |
|            |              |
|            |              |
|            |              |

|               |            |
|---------------|------------|
| Graphic Scale |            |
| DFD Number    | 20K1G-01   |
| Set Type      | LUA        |
| Date Issued   | 05/22/2023 |
| Sheet Number  | A201       |

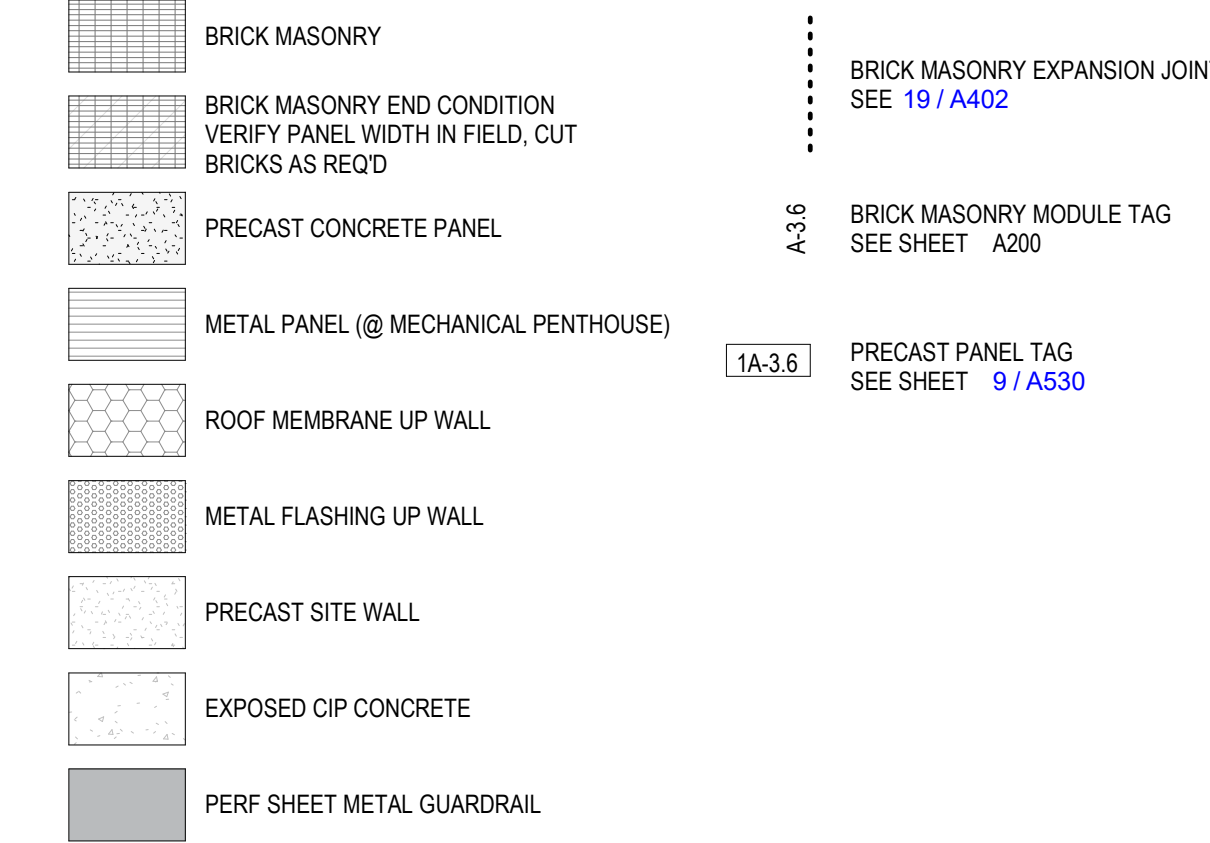
1 SOUTH EXTERIOR ELEVATION  
SCALE: 1/8" = 1'-0"




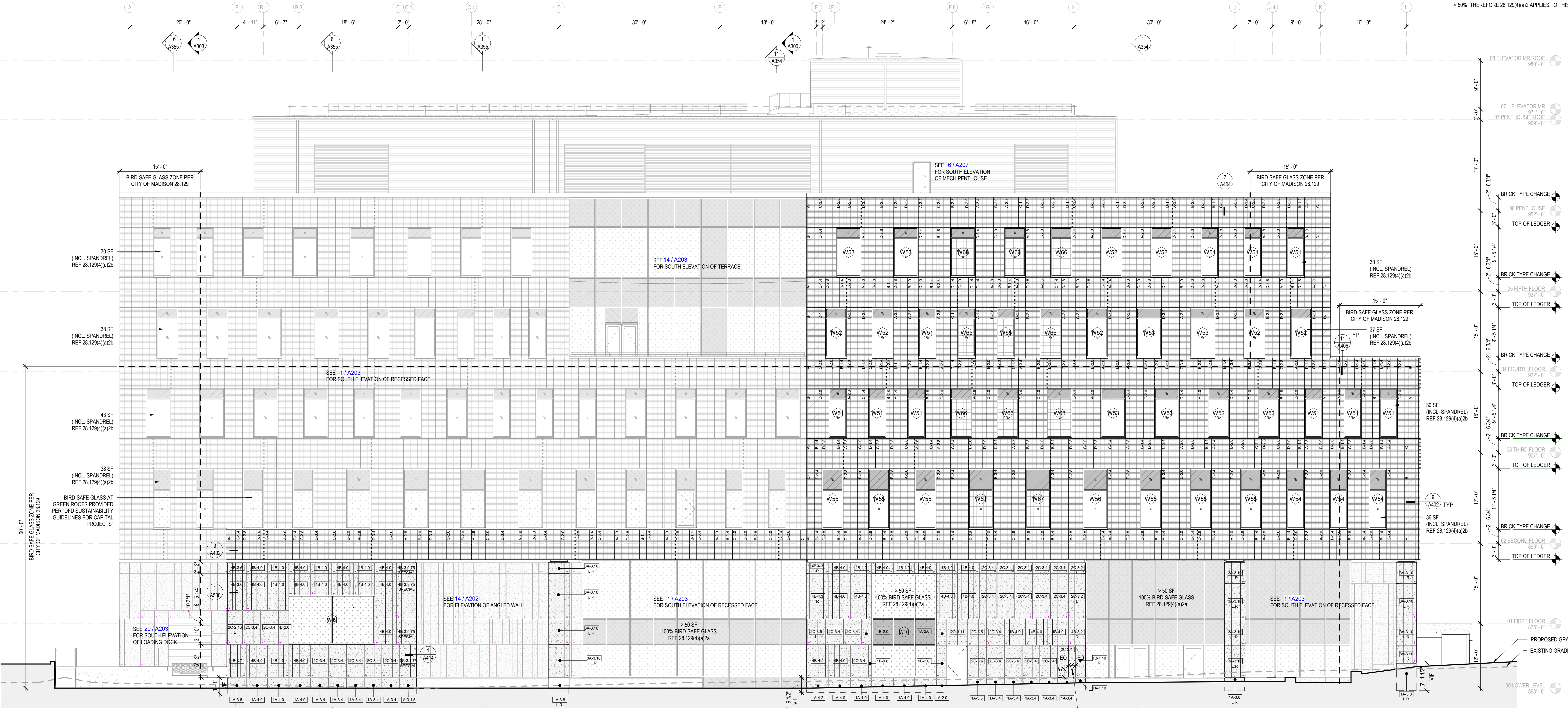
### GLAZING LEGEND



### MATERIAL SYMBOLS - ELEVATIONS



**CITY OF MADISON 28.129 COMPLIANCE**  
 FIRST 60 FEET FROM GRADE: 14,669 SF  
 TOTAL WALL AREA: 10,294 SF  
 GLAZING AREA (INCL. SPANDREL): 4,375 SF  
 PERCENT GLAZING: 30%  
 < 50%, THEREFORE 28.129(4)(a)2 APPLIES TO THIS ELEVATION



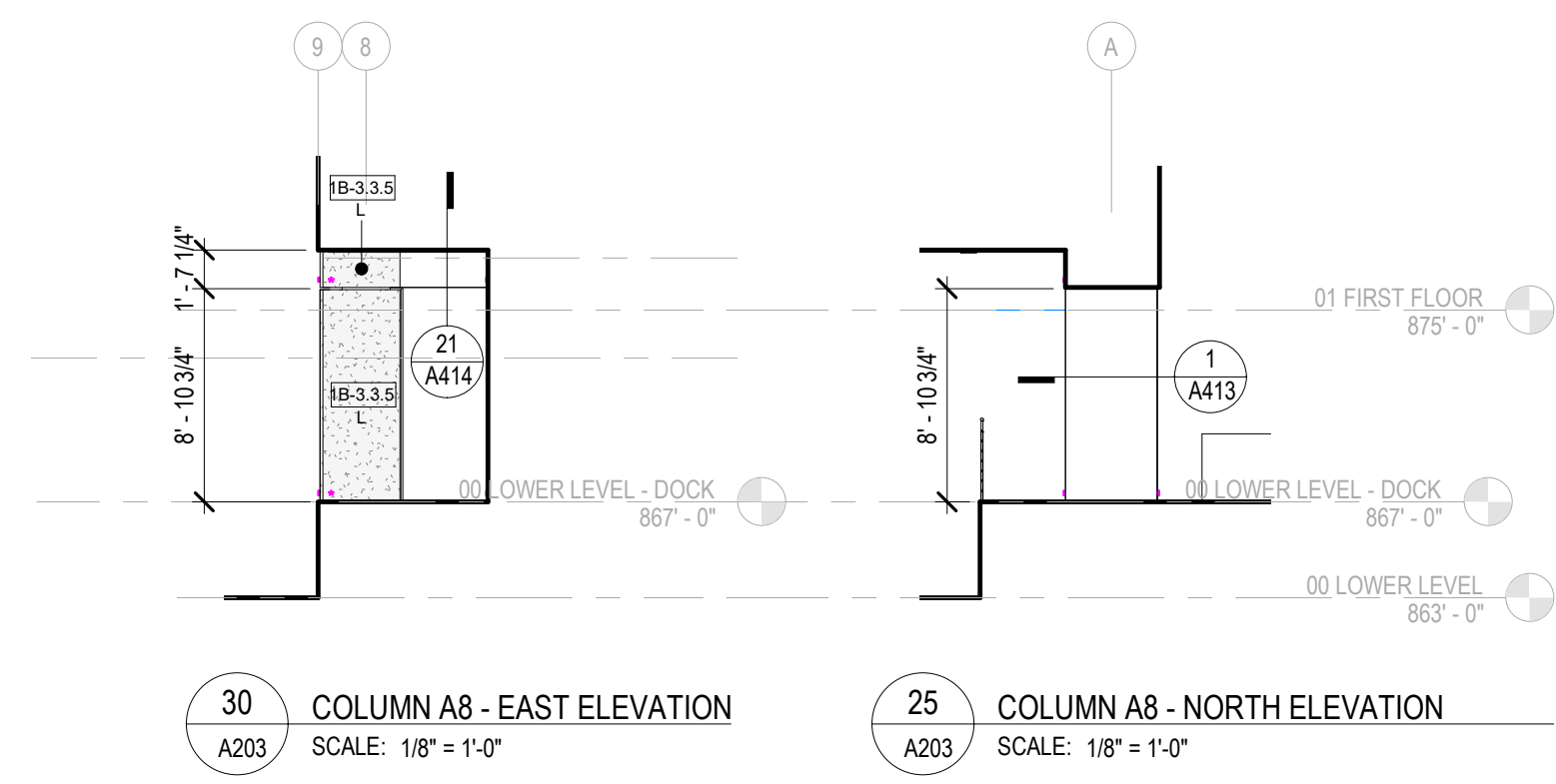
| Revisions: |       |              |
|------------|-------|--------------|
| No.        | Date: | Description: |
|            |       |              |
|            |       |              |
|            |       |              |
|            |       |              |
|            |       |              |
|            |       |              |
|            |       |              |

|               |            |
|---------------|------------|
| Graphic Scale |            |
| DFD Number    | 20K1G-01   |
| Set Type      | LU A       |
| Date Issued   | 05/22/2023 |
| Sheet Number  | A202       |

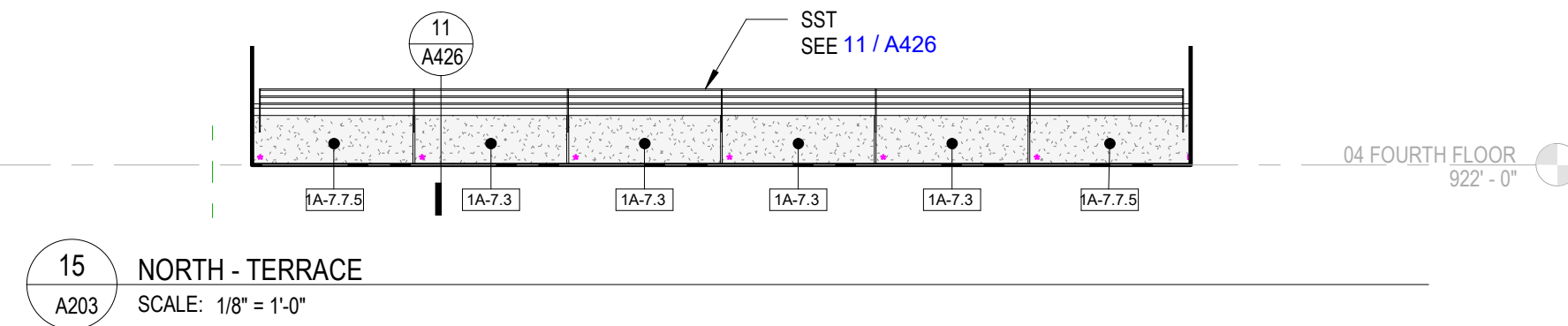
EXTERIOR ELEVATIONS

232 N. PARK ST.  
MADISON, WI 53715

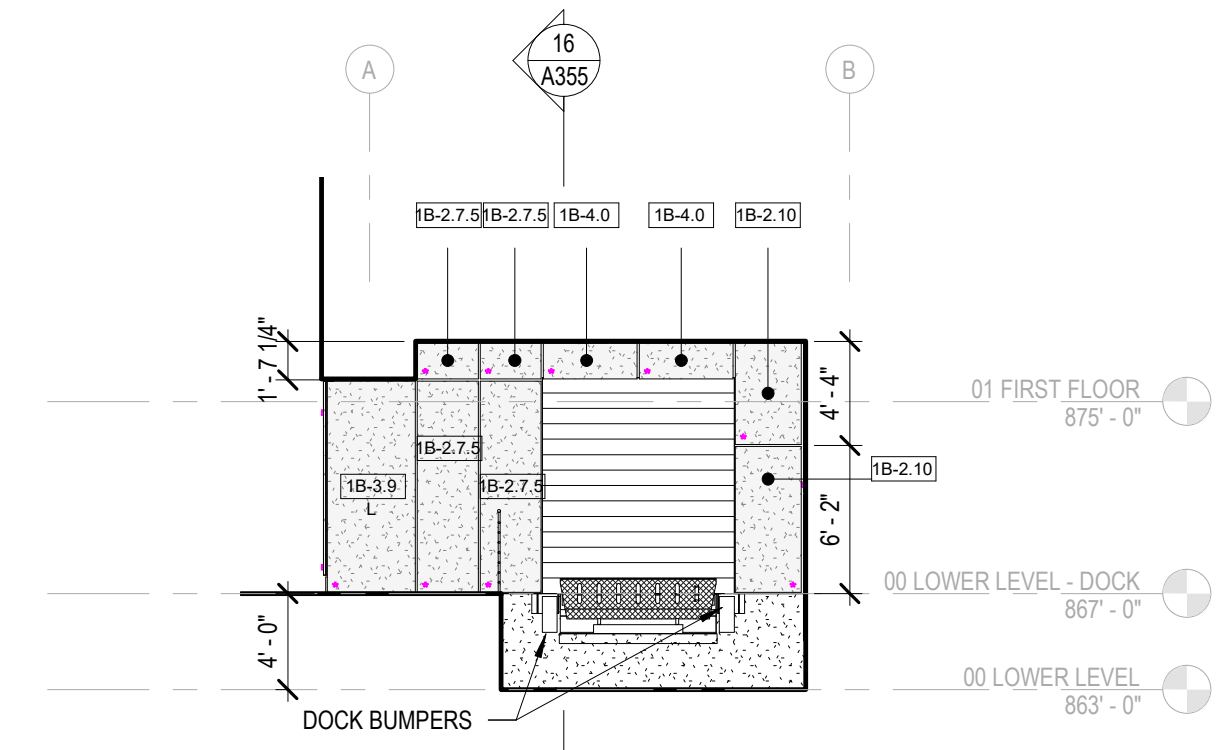


30 COLUMN A8 - EAST ELEVATION  
SCALE: 1/8" = 1'-0"

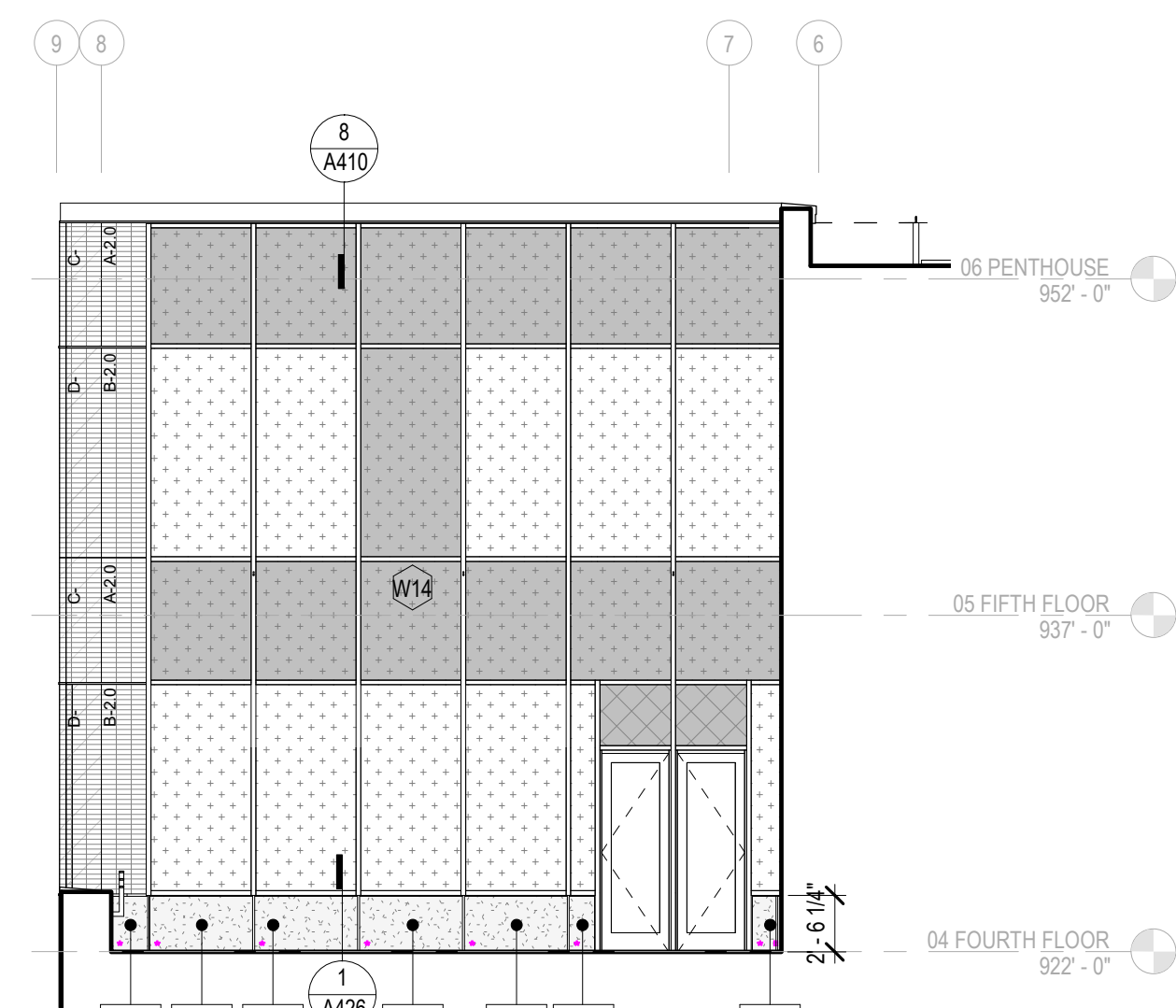
25 COLUMN A8 - NORTH ELEVATION  
SCALE: 1/8" = 1'-0"



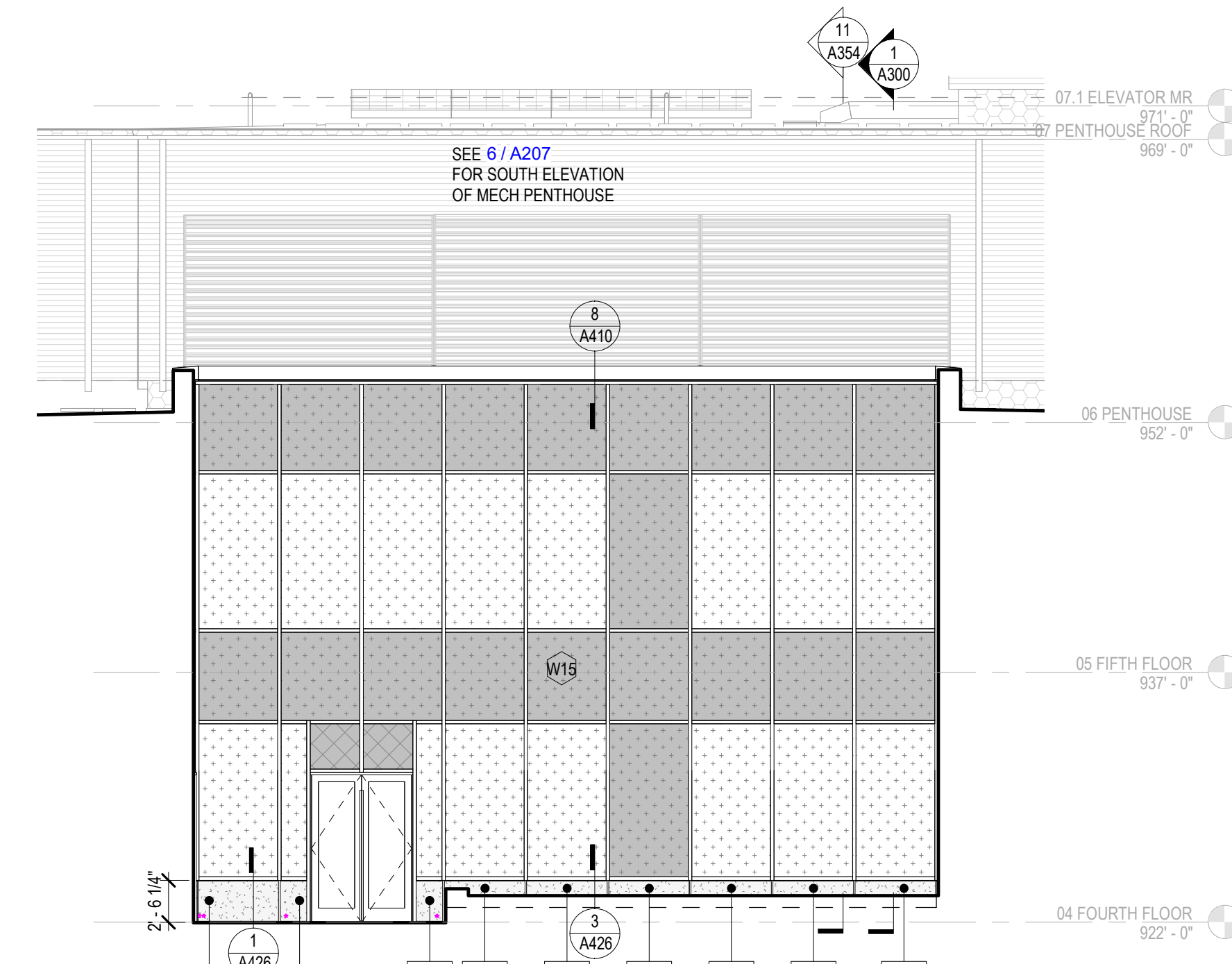
15 NORTH - TERRACE  
SCALE: 1/8" = 1'-0"



29 SOUTH - LOADING DOCK  
SCALE: 1/8" = 1'-0"



19 EAST - TERRACE  
SCALE: 1/8" = 1'-0"



14 SOUTH - TERRACE  
SCALE: 1/8" = 1'-0"

GLAZING LEGEND

- VISION GLASS
- SPANDREL GLASS
- BIRD FRIENDLY SPANDREL GLASS
- BIRD FRIENDLY GLASS
- BIRD FRIENDLY GLASS WITH FRIT
- FRIT GLASS
- LOUVER
- METAL INFILL PANEL

MATERIAL SYMBOLS - ELEVATIONS

- BRICK MASONRY
- BRICK MASONRY END CONDITION VERIFY PANEL WIDTH IN FIELD, CUT BRICKS AS REQ'D
- PRECAST CONCRETE PANEL
- METAL PANEL (@ MECHANICAL PENTHOUSE)
- ROOF MEMBRANE UP WALL
- METAL FLASHING UP WALL
- PRECAST SITE WALL
- EXPOSED CIP CONCRETE
- PERF SHEET METAL GUARDRAIL
- BRICK MASONRY EXPANSION JOINT SEE 19 / A402
- BRICK MASONRY MODULE TAG SEE SHEET A200
- PRECAST PANEL TAG SEE SHEET 9 / A530

CITY OF MADISON 28.128 COMPLIANCE  
SEE 1/A202 FOR FURTHER INFORMATION



1 SOUTH - RECESSED  
SCALE: 1/8" = 1'-0"

R/S  
**BORA**

Consultant:

State of Wisconsin  
Department of Administration  
Division of Facilities Development

232 N. PARK ST.  
MADISON, WI 53715

NEW ACADEMIC BUILDING  
LEVY HALL  
UNIVERSITY OF WISCONSIN - MADISON  
MADISON, WISCONSIN

EXTERIOR ELEVATIONS

Revisions:

| No. | Date: | Description: |
|-----|-------|--------------|
|     |       |              |
|     |       |              |
|     |       |              |

Graphic Scale:









DFD Number: 20K1G-01

Set Type: LUA

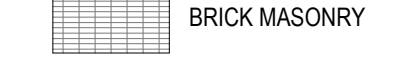






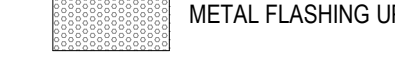

Date Issued: 05/22/2023




Sheet Number: A203

## GLAZING LEGEND

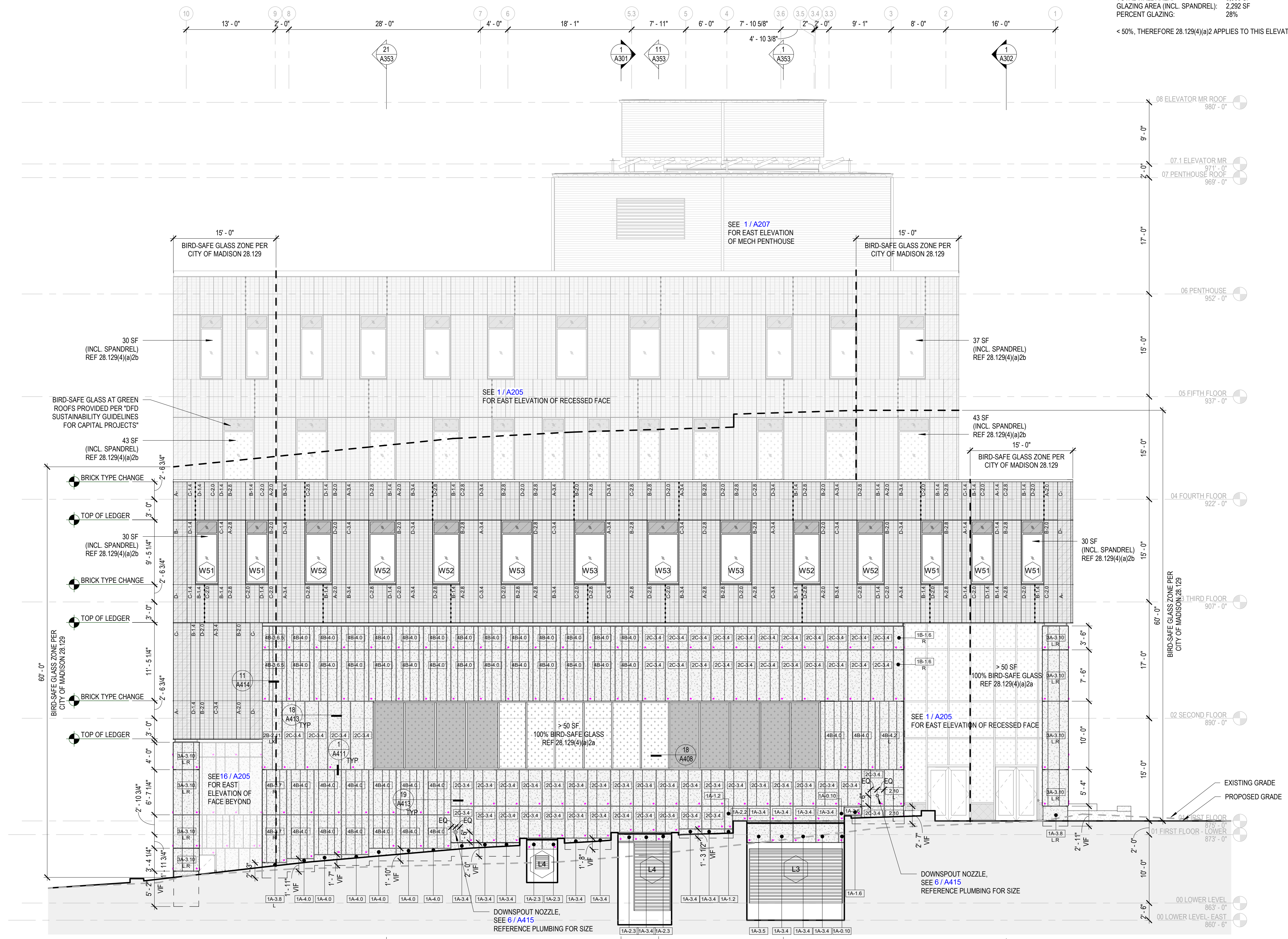
-  VISION GLASS
-  SPANDREL GLASS
-  BIRD FRIENDLY SPANDREL GLASS
-  BIRD FRIENDLY GLASS
-  BIRD FRIENDLY GLASS WITH FRIT
-  FRIT GLASS
-  LOUVER
-  METAL INFILL PANEL

## MATERIAL SYMBOLS - ELEVATIONS

-  BRICK MASONRY
-  BRICK MASONRY END CONDITION VERIFY PANEL WIDTH IN FIELD, CUT BRICKS AS REQ'D
-  PRECAST CONCRETE PANEL
-  METAL PANEL (@ MECHANICAL PENTHOUSE)
-  ROOF MEMBRANE UP WALL
-  METAL FLASHING UP WALL
-  PRECAST SITE WALL
-  EXPOSED CIP CONCRETE
-  PERF SHEET METAL GUARDRAIL

-  BRICK MASONRY EXPANSION JOINT SEE 19 / A402
-  BRICK MASONRY MODULE TAG SEE SHEET A200
-  PRECAST PANEL TAG SEE SHEET 9 / A530

CITY OF MADISON 28.129 COMPLIANCE  
 FIRST 60 FEET FROM GRADE: 8,195 SF  
 TOTAL WALL AREA: 5,906 SF  
 GLAZING AREA (INCL. SPANDREL): 2,292 SF  
 PERCENT GLAZING: 38%  
 < 50%, THEREFORE 28.129(a)(2) APPLIES TO THIS ELEVATION




**1 EAST EXTERIOR ELEVATION**  
 SCALE: 1/8" = 1'-0"

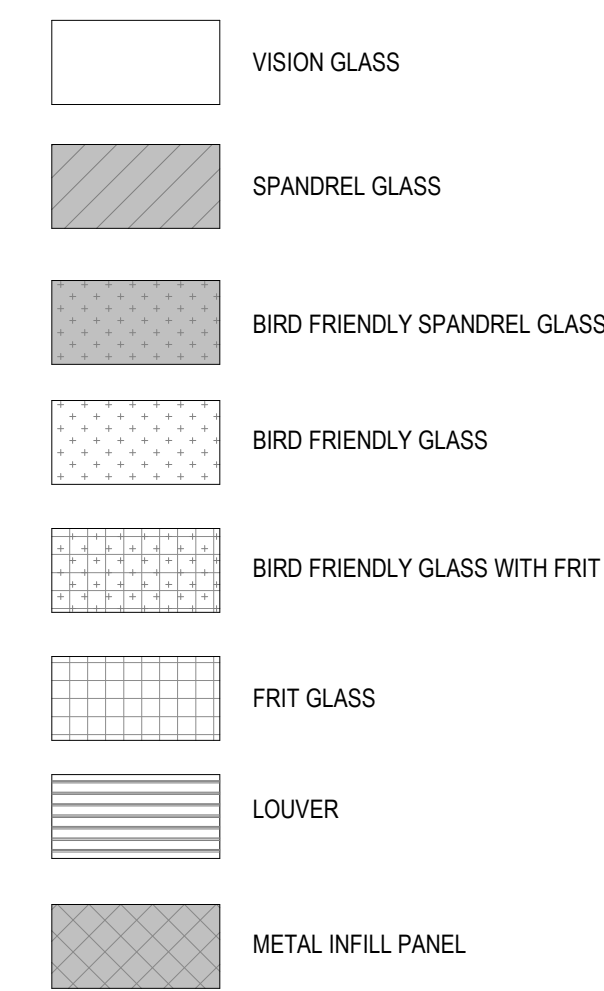


Consultant:

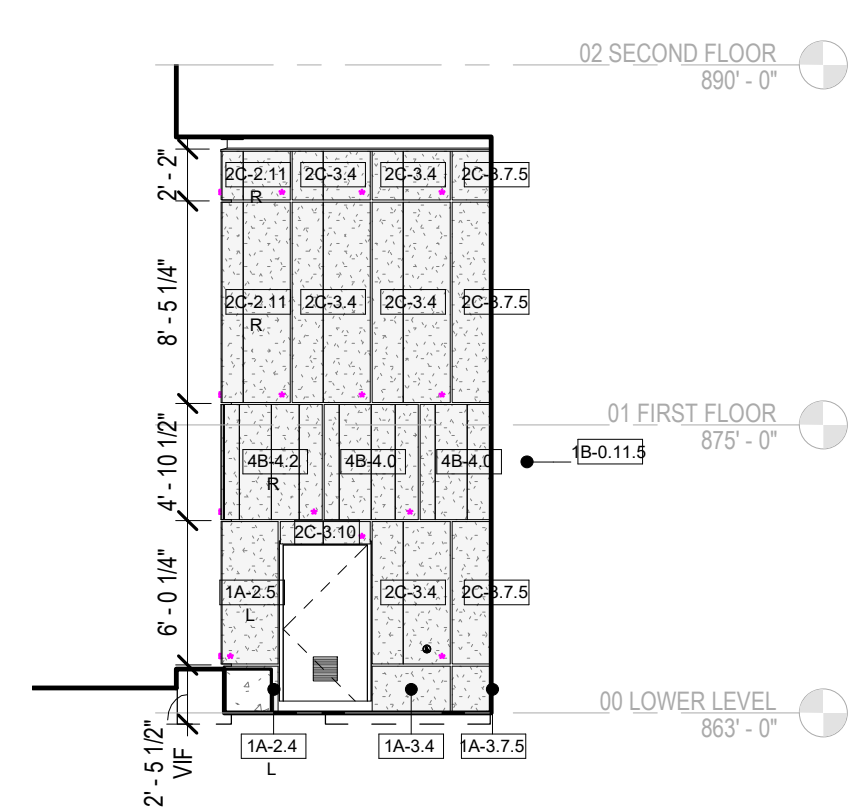
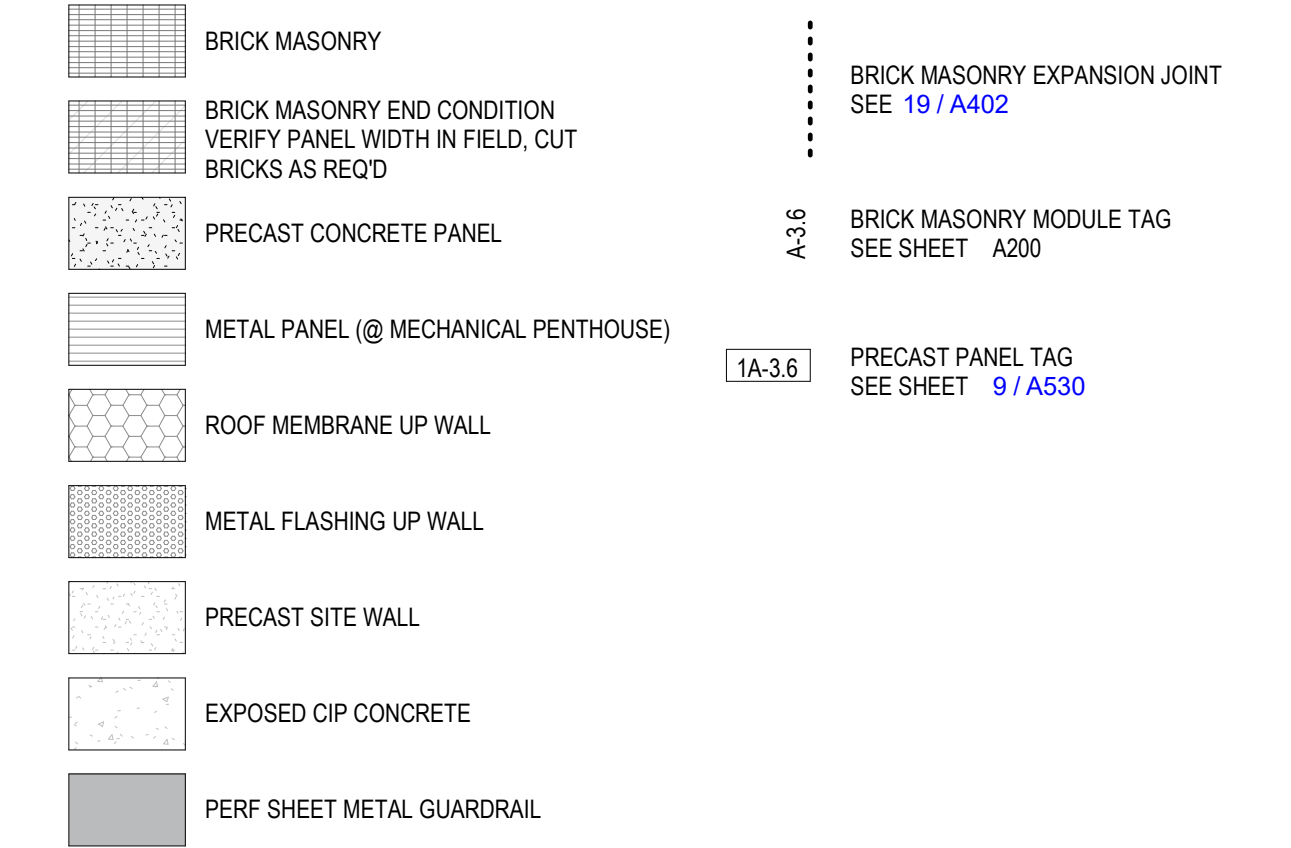
| Revisions: | No. | Date: | Description: |
|------------|-----|-------|--------------|
|            |     |       |              |
|            |     |       |              |
|            |     |       |              |

|                |   |
|----------------|---|
| Graphic Scale: |  |
| DFD Number:    | 20K1G-01  |
| Set Type:      | LUA   |
| Date Issued:   | 05/22/2023  |
| Sheet Number:  | <b>A204</b>   |

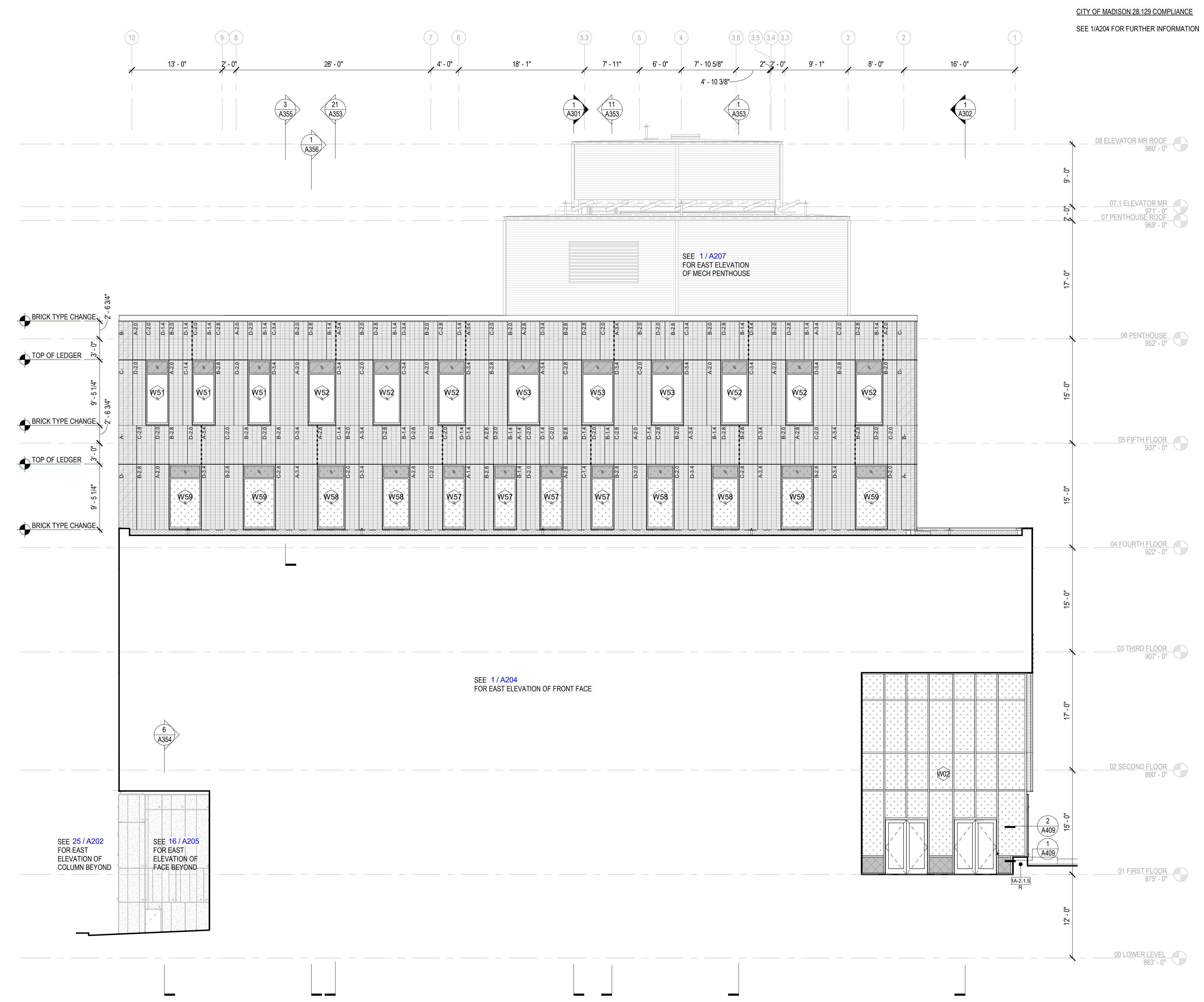
### GLAZING LEGEND



### MATERIAL SYMBOLS - ELEVATIONS



**16 EAST SE ENTRY WALL**  
A205 SCALE: 1/8" = 1'-0"




**1 EAST - RECESSED**  
A205 SCALE: 1/8" = 1'-0"

CITY OF MADISON 28.128 COMPLIANCE  
SEE 1/A204 FOR FURTHER INFORMATION



Consultant:

State of Wisconsin  
Department of Administration  
Division of Facilities Development



232 N. PARK ST.  
MADISON, WI 53715

NEW ACADEMIC BUILDING  
LEVY HALL  
UNIVERSITY OF WISCONSIN - MADISON  
MADISON, WISCONSIN

EXTERIOR ELEVATIONS

Revisions:

| No. | Date: | Description: |
|-----|-------|--------------|
|     |       |              |
|     |       |              |
|     |       |              |
|     |       |              |
|     |       |              |
|     |       |              |
|     |       |              |



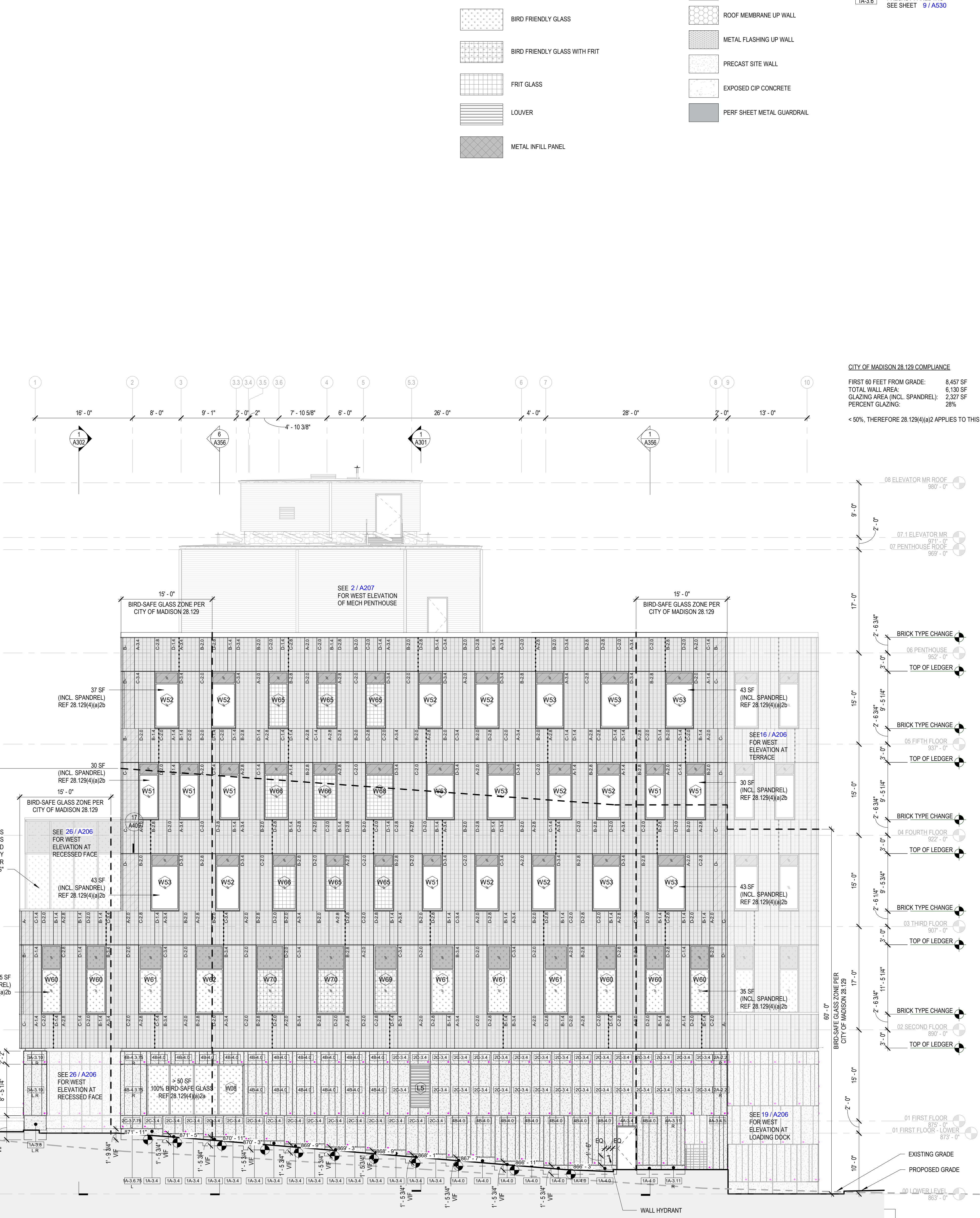
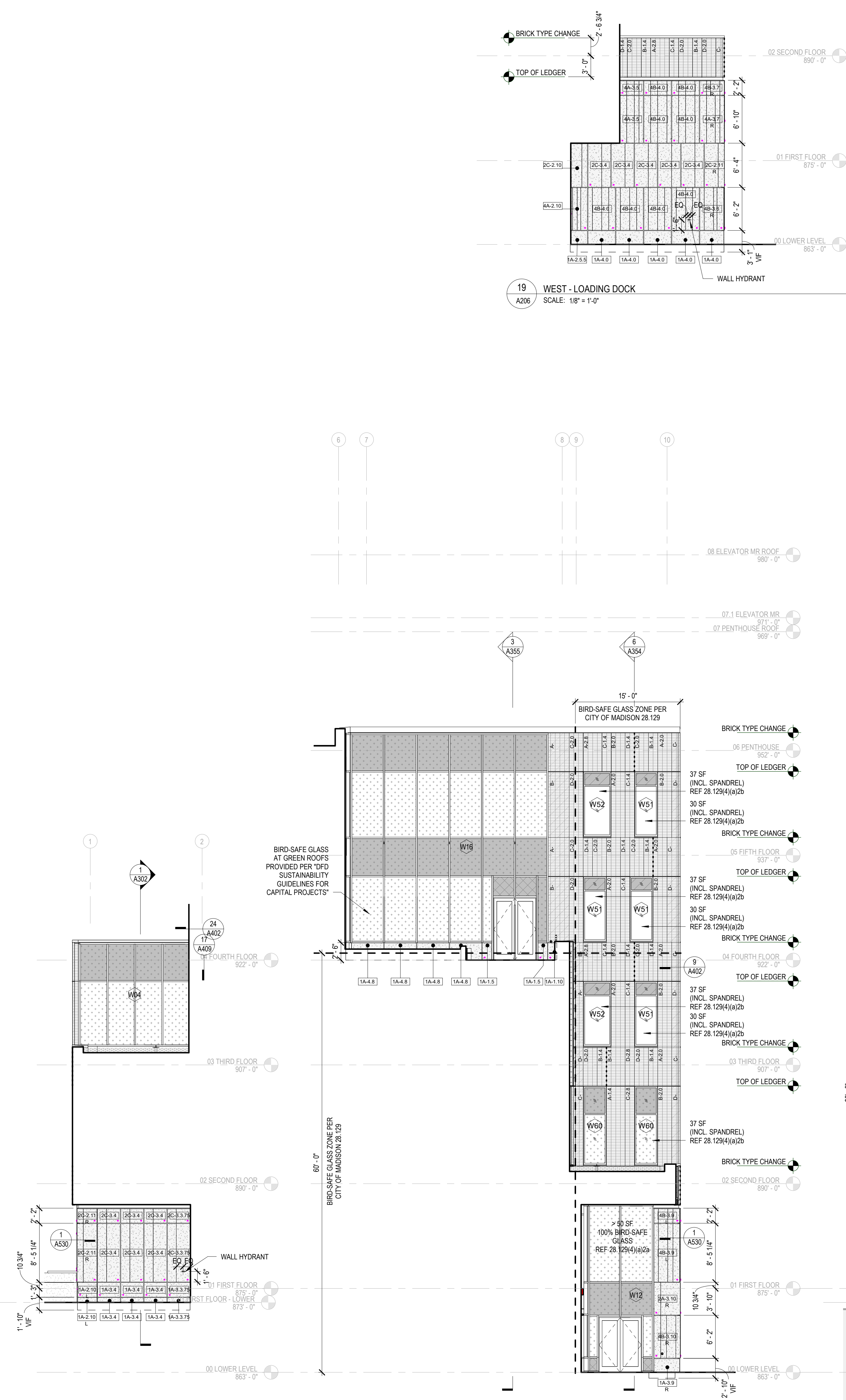
|             |            |
|-------------|------------|
| DFD Number  | 20K1G-01   |
| Set Type    | LUA        |
| Date Issued | 05/22/2023 |

Sheet Number **A205**

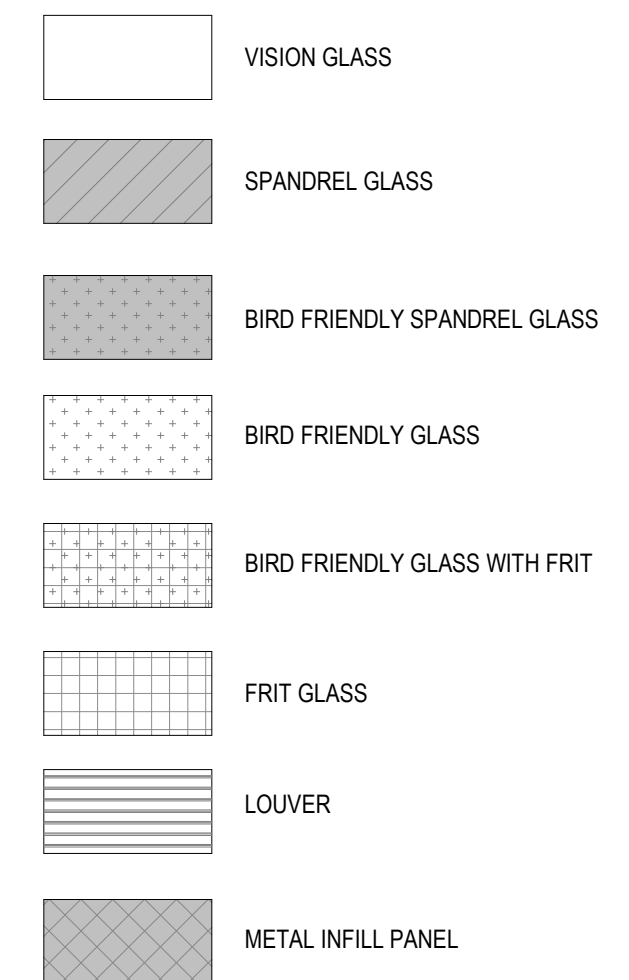
**26 WEST - RECESSED**  
A206 SCALE: 1/8" = 1'-0"

**16 WEST - TERRACE**  
A206 SCALE: 1/8" = 1'-0"

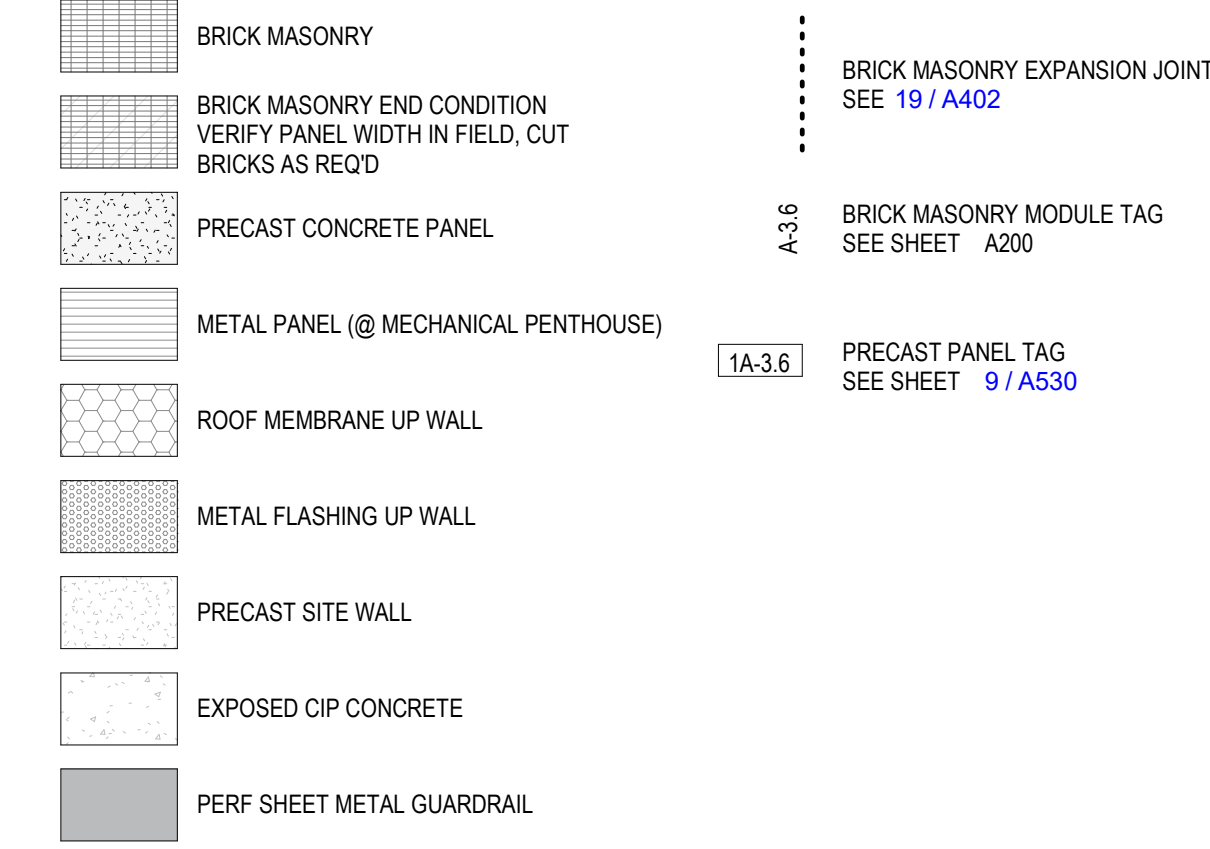
**1 WEST EXTERIOR ELEVATION**  
A206 SCALE: 1/8" = 1'-0"



**GLAZING LEGEND**



**MATERIAL SYMBOLS - ELEVATIONS**



**CITY OF MADISON 28.129 COMPLIANCE**

FIRST 60 FEET FROM GRADE: 8,457 SF  
 TOTAL WALL AREA: 6,130 SF  
 GLAZING AREA (INCL. SPANDREL): 2,327 SF  
 PERCENT GLAZING: 38%

< 50%, THEREFORE 28.129(4)(b) APPLIES TO THIS ELEVATION

**R/S**  
**BORA**

Consultant:

---

State of Wisconsin  
Department of Administration  
Division of Facilities Development

**NEW ACADEMIC BUILDING**  
**LEVY HALL**  
**UNIVERSITY OF WISCONSIN - MADISON**  
**MADISON, WISCONSIN**

232 N. PARK ST.  
MADISON, WI 53715

EXTERIOR ELEVATIONS

---




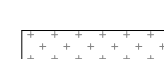


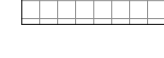

| Revisions: |       |              |
|------------|-------|--------------|
| No.        | Date: | Description: |
|            |       |              |
|            |       |              |
|            |       |              |
|            |       |              |
|            |       |              |
|            |       |              |
|            |       |              |

---












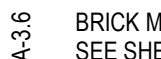
|               |             |
|---------------|-------------|
| Graphic Scale |             |
| DFD Number    | 20K1G-01    |
| Set Type      | LUA         |
| Date Issued   | 05/22/2023  |
| Sheet Number  | <b>A206</b> |



### GLAZING LEGEND

-  VISION GLASS
-  SPANDREL GLASS
-  BIRD FRIENDLY SPANDREL GLASS
-  BIRD FRIENDLY GLASS
-  BIRD FRIENDLY GLASS WITH FRIT
-  FRIT GLASS
-  LOUVER
-  METAL INFILL PANEL


### MATERIAL SYMBOLS - ELEVATIONS

-  BRICK MASONRY
-  BRICK MASONRY END CONDITION  
VERIFY PANEL WIDTH IN FIELD, CUT  
BRICKS AS REQ'D
-  PRECAST CONCRETE PANEL
-  METAL PANEL (@ MECHANICAL PENTHOUSE)
-  ROOF MEMBRANE UP WALL
-  METAL FLASHING UP WALL
-  PRECAST SITE WALL
-  EXPOSED CIP CONCRETE
-  PERF SHEET METAL GUARDRAIL
-  BRICK MASONRY EXPANSION JOINT  
SEE 19/A402
-  BRICK MASONRY MODULE TAG  
SEE SHEET A200
-  PRECAST PANEL TAG  
SEE SHEET 9/A530



Consultant:

State of Wisconsin  
Department of Administration  
Division of Facilities Development




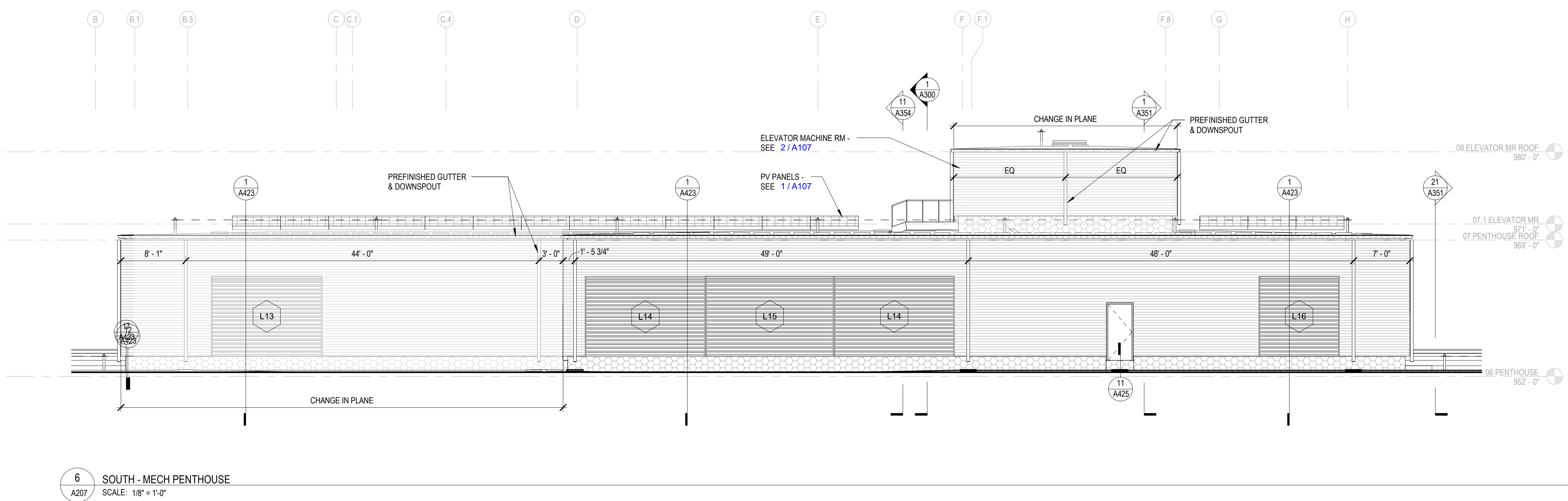
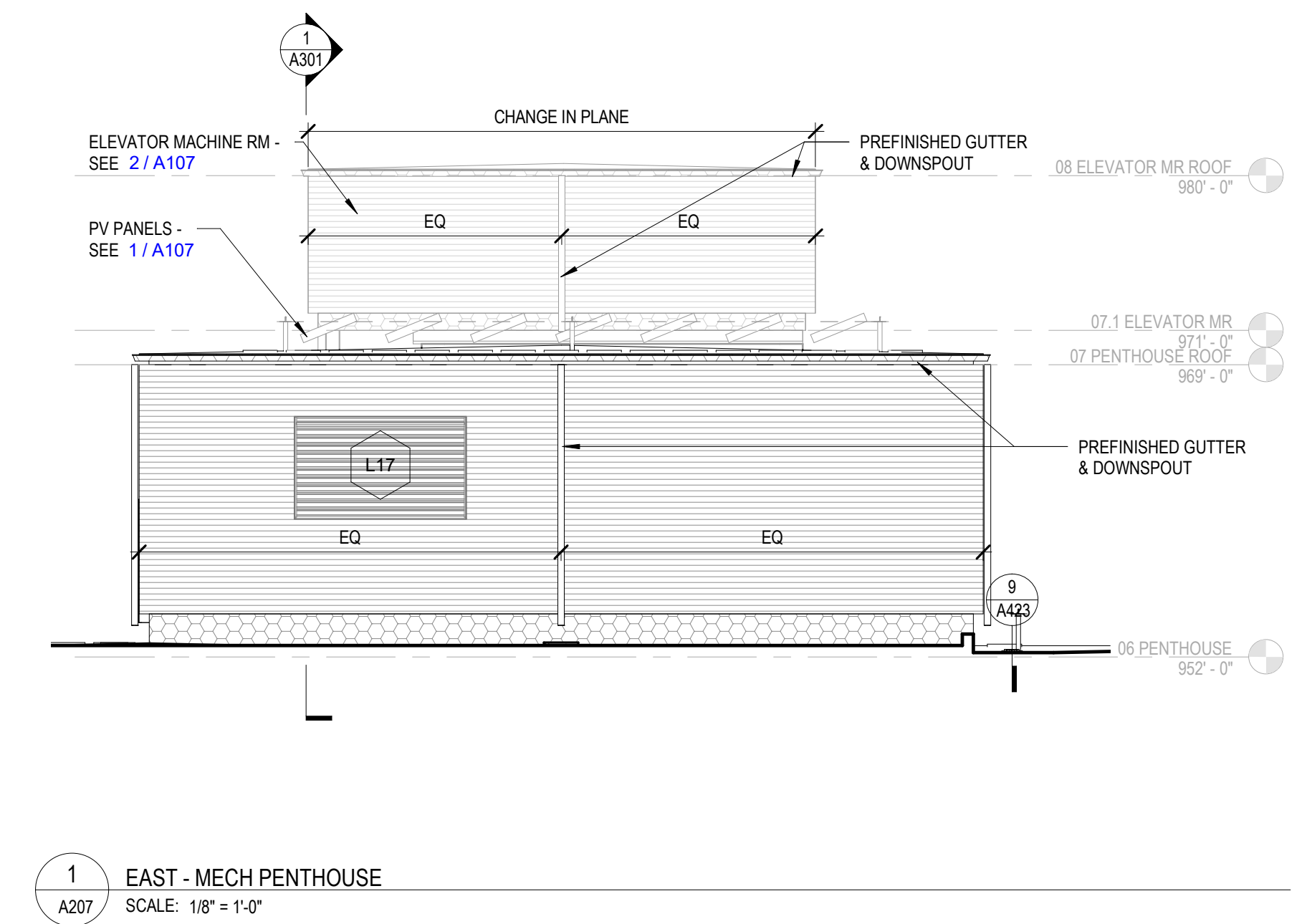
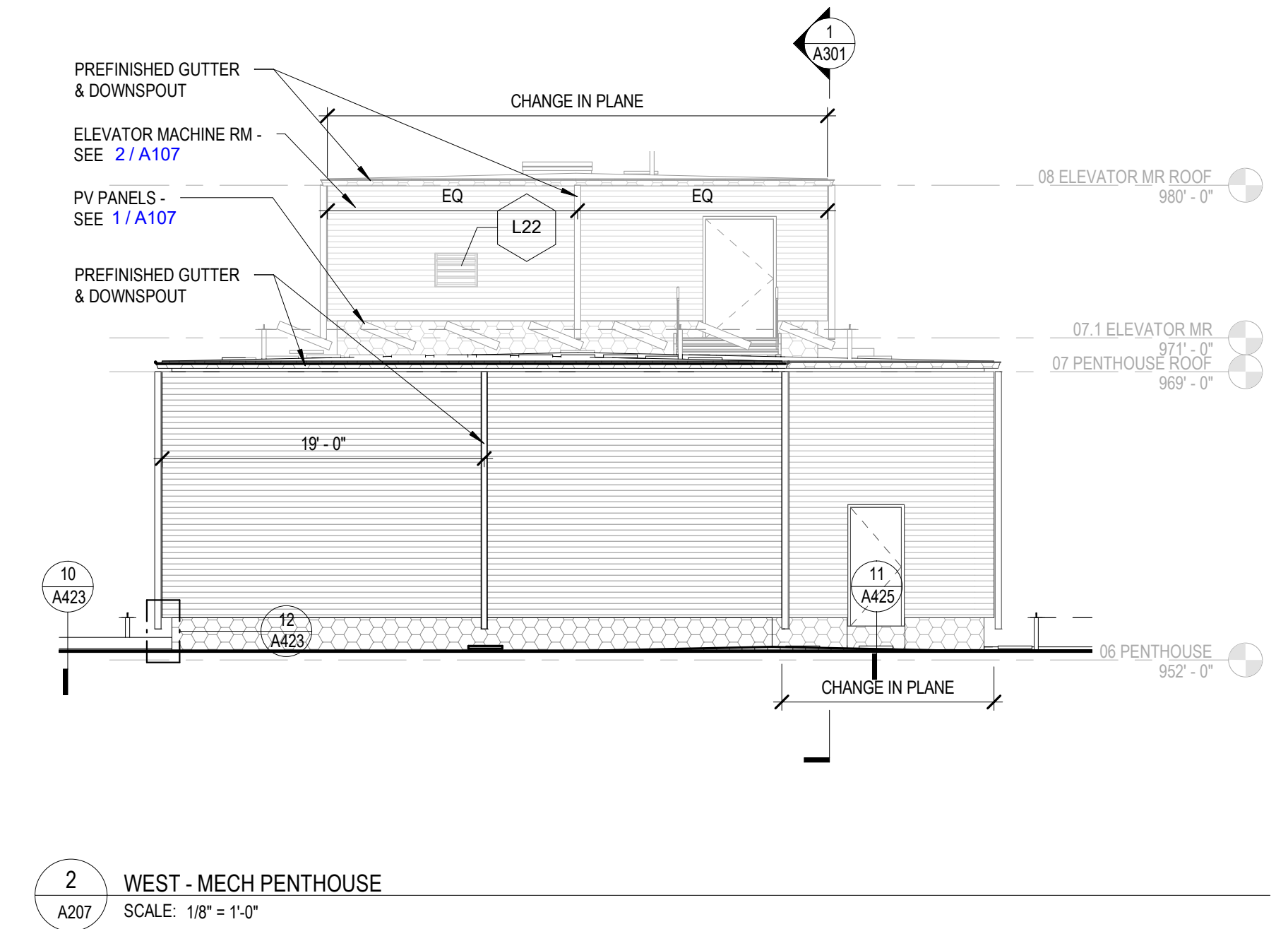
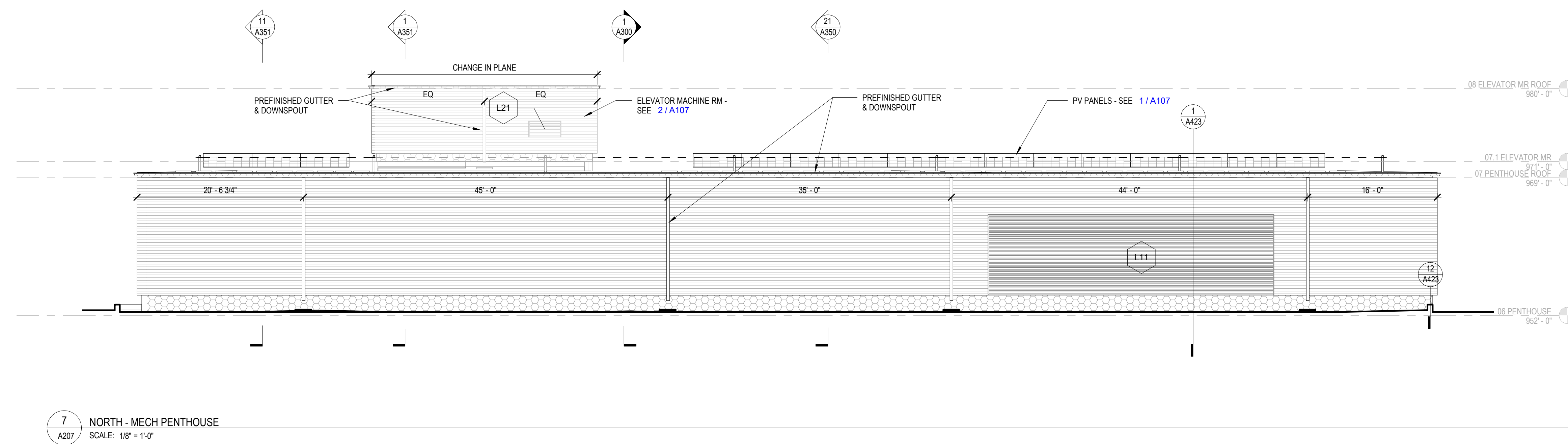
232 N. PARK ST.  
MADISON, WI 53715

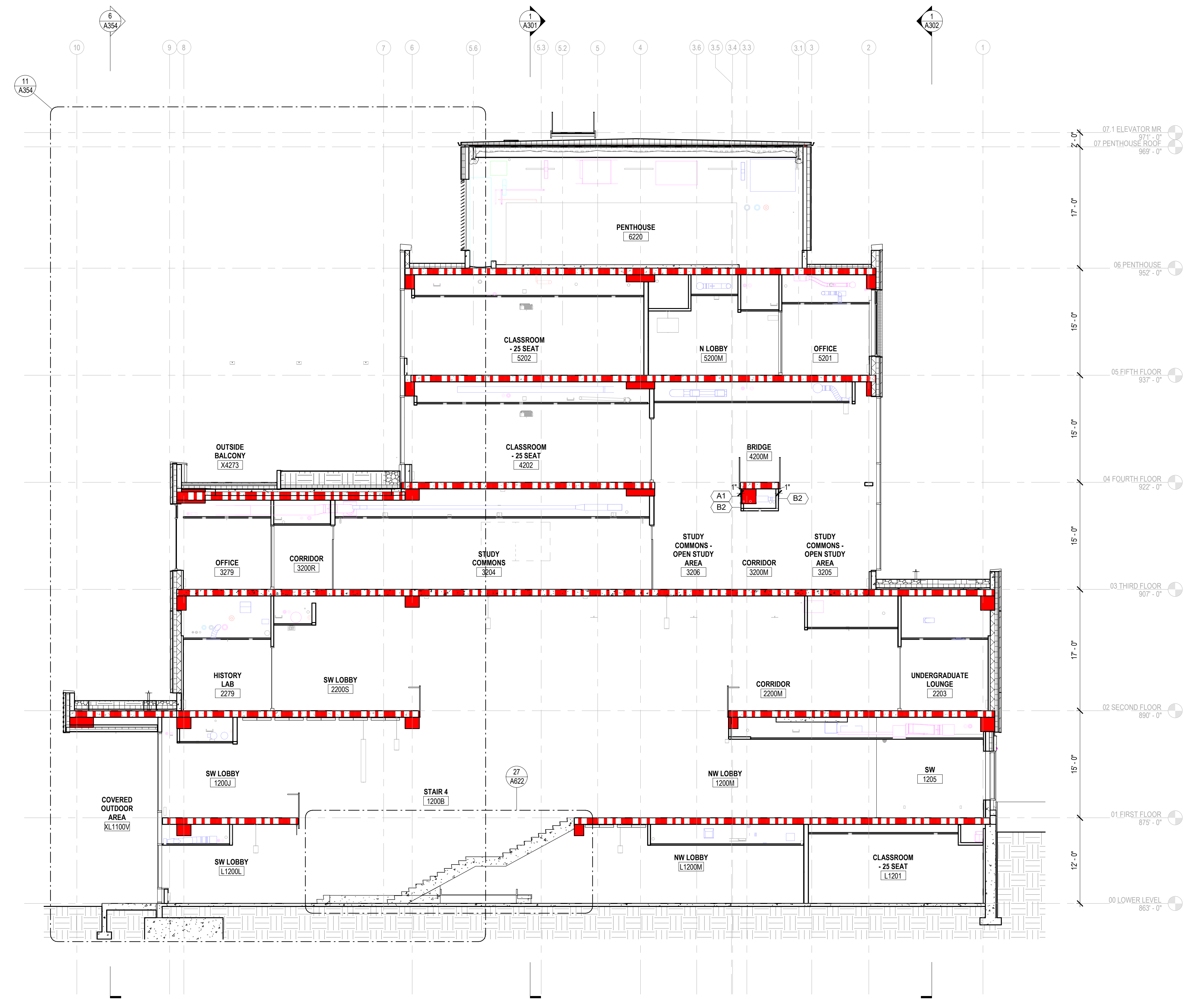
NEW ACADEMIC BUILDING  
LEVY HALL  
UNIVERSITY OF WISCONSIN - MADISON  
MADISON, WISCONSIN

EXTERIOR ELEVATIONS

| Revisions: |       |              |
|------------|-------|--------------|
| No.        | Date: | Description: |
|            |       |              |
|            |       |              |
|            |       |              |
|            |       |              |
|            |       |              |
|            |       |              |
|            |       |              |
|            |       |              |
|            |       |              |
|            |       |              |


|               |   |
|---------------|---|
| Graphic Scale |  |
| DFD Number    | 20K1G-01  |
| Set Type      | LUA   |
| Date Issued   | 05/22/2023  |
| Sheet Number  | <b>A207</b>   |





1 N/S BUILDING SECTION FACING WEST  
 A300 SCALE: 1/8" = 1'-0"

State of Wisconsin  
 Department of Administration  
 Division of Facilities Development



232 N. PARK ST.  
 MADISON, WI 53715


NEW ACADEMIC BUILDING  
 LEVY HALL  
 UNIVERSITY OF WISCONSIN - MADISON  
 MADISON, WISCONSIN

BUILDING SECTIONS

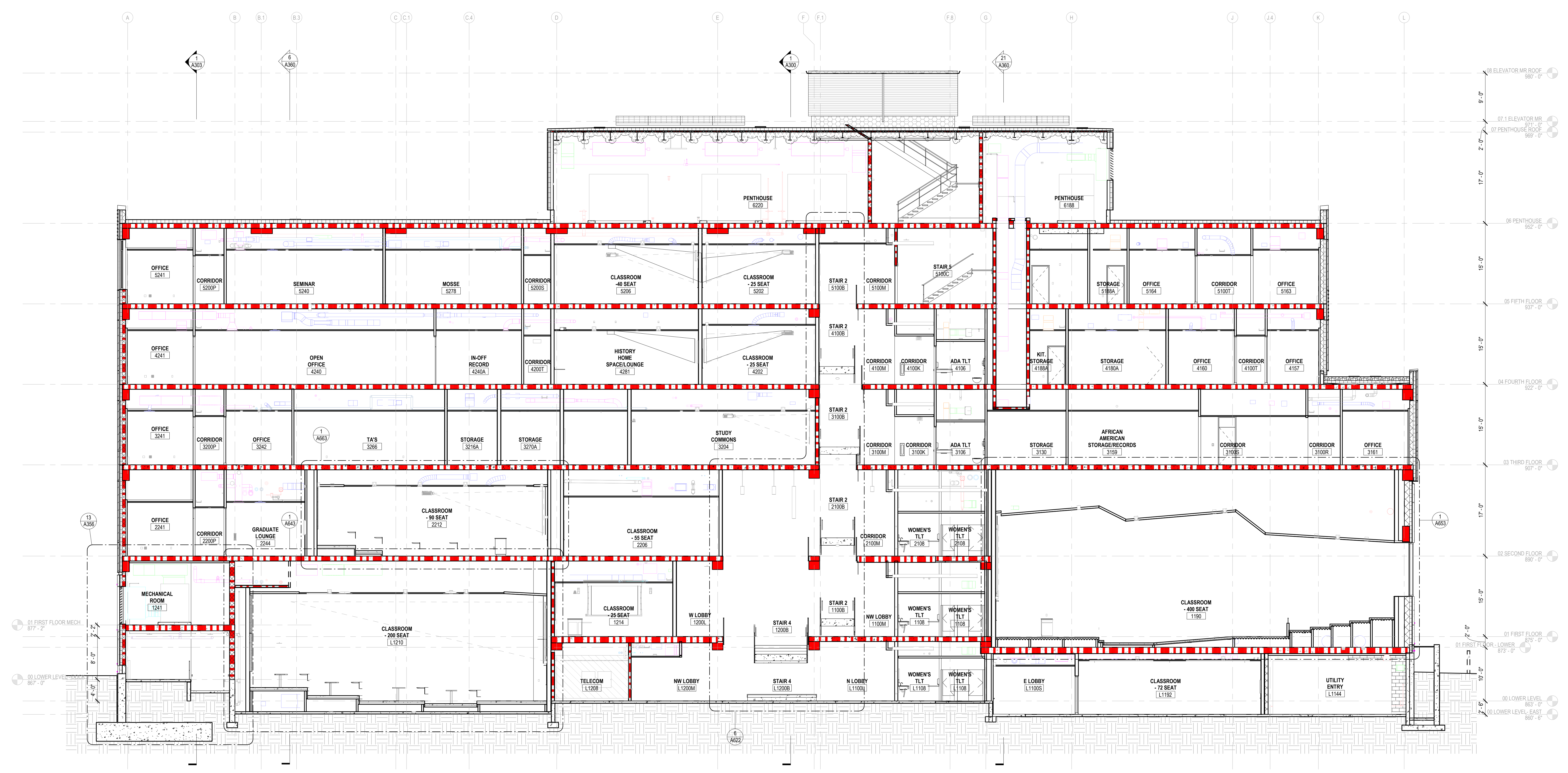
| Revisions: |       |              |
|------------|-------|--------------|
| No.        | Date: | Description: |
|            |       |              |
|            |       |              |
|            |       |              |
|            |       |              |
|            |       |              |
|            |       |              |
|            |       |              |
|            |       |              |
|            |       |              |
|            |       |              |
|            |       |              |
|            |       |              |
|            |       |              |
|            |       |              |
|            |       |              |
|            |       |              |
|            |       |              |
|            |       |              |
|            |       |              |

|               |            |
|---------------|------------|
| Graphic Scale |            |
| DFD Number    | 20K1G-01   |
| Set Type      | LUA        |
| Date Issued   | 05/22/2023 |
| Sheet Number  | A300       |

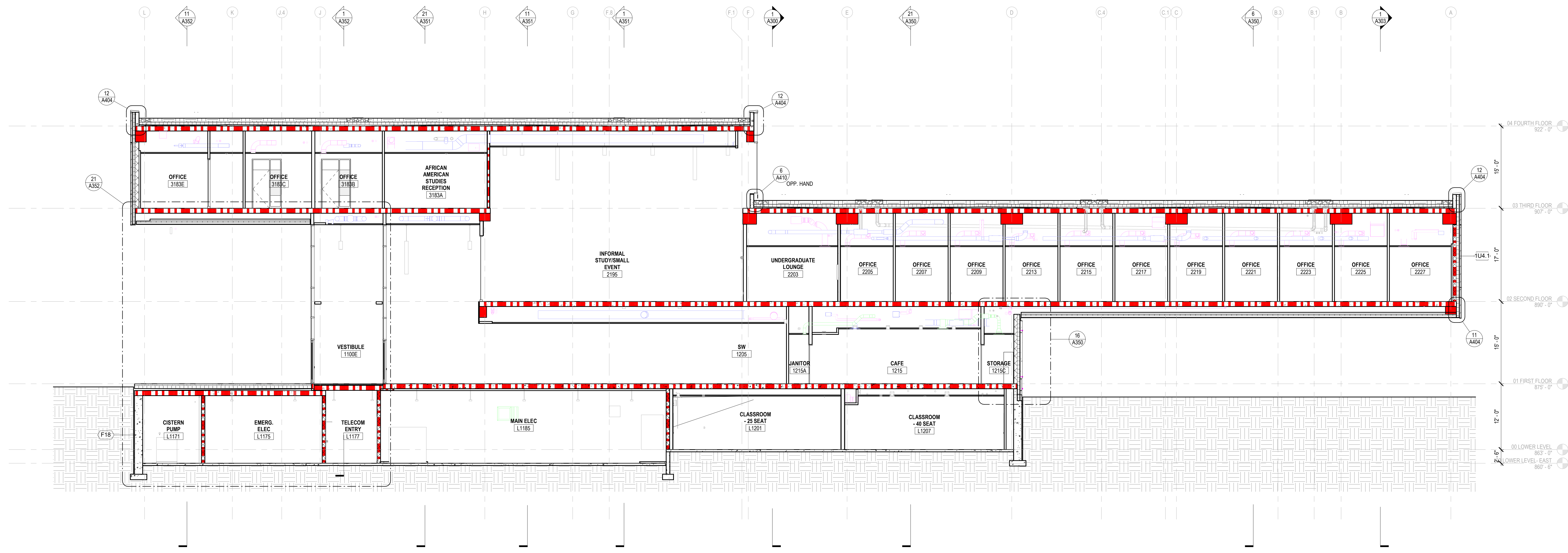

| Revisions: |       |              |
|------------|-------|--------------|
| No.        | Date: | Description: |
|            |       |              |
|            |       |              |
|            |       |              |
|            |       |              |

|               |   |
|---------------|---|
| Graphic Scale |  |
| DFD Number    | 20K1G-01  |
| Set Type      | LUA   |
| Date Issued   | 05/22/2023  |
| Sheet Number  | A301  |

Autodesk Docs://20K1G L&S UW Madison Levy Hall/21-11B 20K1G UW-Madison Levy Hall - Arvt  
5/11/2023 4:25:06 PM



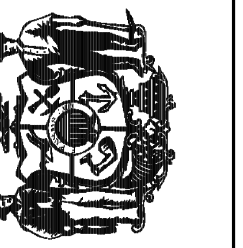
1  
A301 EW BUILDING SECTION FACING NORTH  
SCALE: 1/8" = 1'-0"



| Revisions: |       |              |
|------------|-------|--------------|
| No.        | Date: | Description: |
|            |       |              |
|            |       |              |
|            |       |              |
|            |       |              |

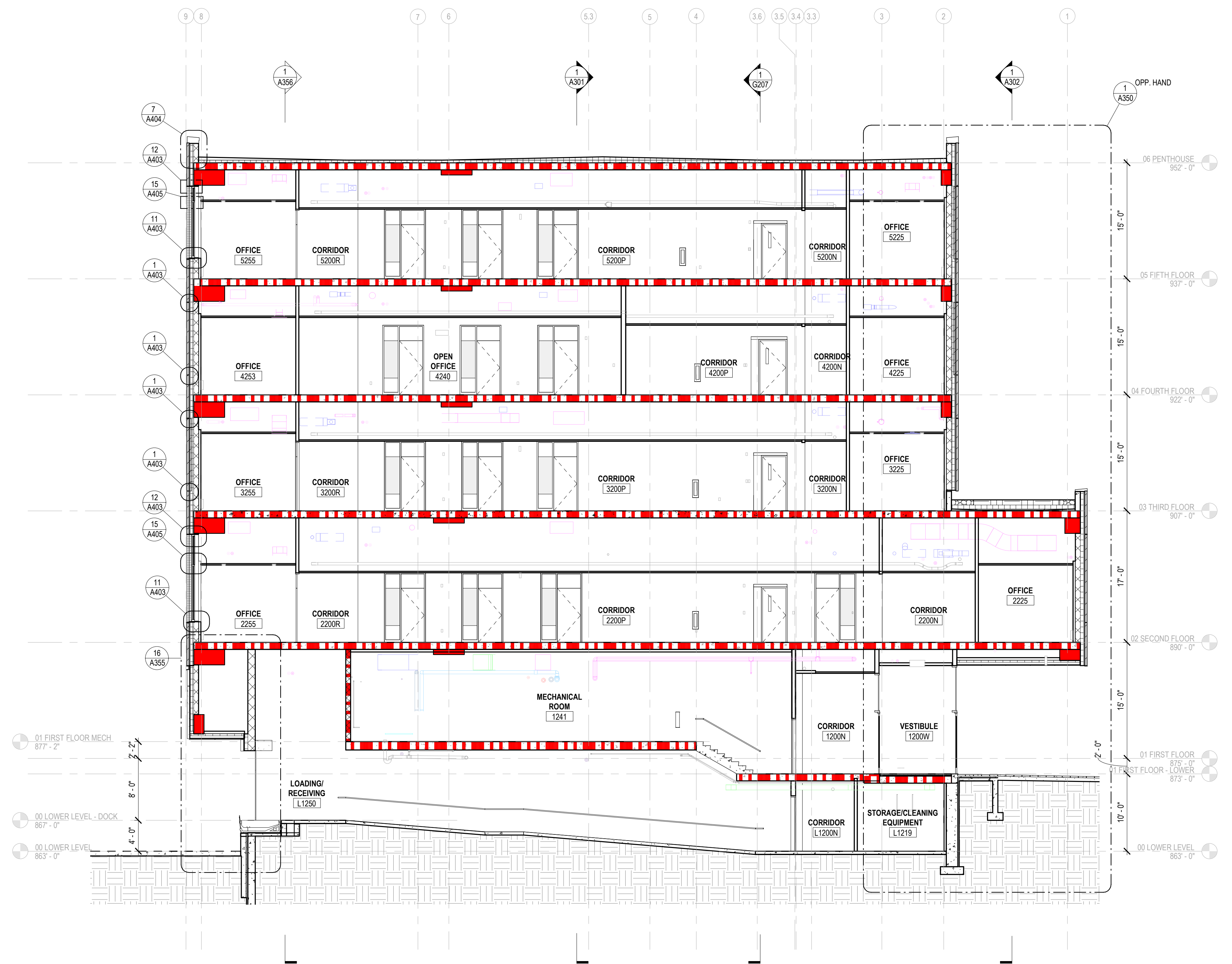
|               |            |
|---------------|------------|
| Graphic Scale |            |
| DFD Number    | 20K1G-01   |
| Set Type      | LUA        |
| Date Issued   | 05/22/2023 |
| Sheet Number  | A302       |

1 E/W BUILDING SECTION FACING SOUTH  
SCALE: 1/8" = 1'-0"



| Revisions: |      |             |
|------------|------|-------------|
| No.        | Date | Description |
|            |      |             |
|            |      |             |
|            |      |             |
|            |      |             |
|            |      |             |
|            |      |             |
|            |      |             |
|            |      |             |
|            |      |             |
|            |      |             |
|            |      |             |
|            |      |             |
|            |      |             |
|            |      |             |

|               |            |
|---------------|------------|
| Graphic Scale |            |
| DFD Number    | 20K1G-01   |
| Set Type      | LUA        |
| Date Issued   | 05/22/2023 |
| Sheet Number  | A303       |



1 N/S BUILDING SECTION FACING WEST @ LOADING DOCK  
SCALE: 1/8" = 1'-0"

\*\*RENDERINGS AND MATERIALS REFLECT PALETTE SHOW ON A932. BRICK SELECTION/COLOR IS STILL UNDER DEVELOPMENT BASED ON FEEDBACK FROM UW.



BORA

Consultant:



Overall - North Facade



Johnson Street - Looking South




Overall - Johnson and Park Street



Park Street - Looking South

State of Wisconsin  
Department of Administration  
Division of Facilities Development



232 N. PARK ST.  
MADISON, WI 53715

NEW ACADEMIC BUILDING  
LEVY HALL  
UNIVERSITY OF WISCONSIN - MADISON  
MADISON, WISCONSIN

EXTERIOR RENDERINGS

| Revisions: |       |              |
|------------|-------|--------------|
| No.        | Date: | Description: |
|            |       |              |
|            |       |              |
|            |       |              |
|            |       |              |
|            |       |              |
|            |       |              |
|            |       |              |
|            |       |              |
|            |       |              |
|            |       |              |
|            |       |              |
|            |       |              |
|            |       |              |
|            |       |              |

|               |              |
|---------------|--------------|
| Graphic Scale | Net to Scale |
| DFD Number    | 20K1G-01     |
| Set Type      | LUA          |
| Date Issued   | 05/22/2023   |
| Sheet Number  | <b>A930</b>  |

Autodesk Docs://20K1G L&S UW Madison Levy Hall/21-118 20K1G UW-Madison Levy Hall - Arvt 5/11/2023 4:28:14 PM

\*\*RENDERINGS AND MATERIALS REFLECT PALETTE SHOW ON A932. BRICK SELECTION/COLOR IS STILL UNDER DEVELOPMENT BASED ON FEEDBACK FROM UW.



Overall - Johnson Street - Looking East



Johnson Street - Looking East



Overall - Park Street - Looking North



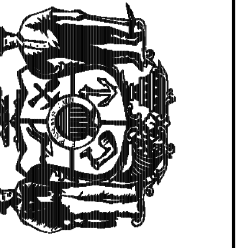
South Entry - Looking East



BORA

Consultant:

State of Wisconsin  
Department of Administration  
Division of Facilities Development



232 N. PARK ST.  
MADISON, WI 53715

NEW ACADEMIC BUILDING  
LEVY HALL  
UNIVERSITY OF WISCONSIN - MADISON  
MADISON, WISCONSIN

EXTERIOR RENDERINGS

| Revisions: |       |              |
|------------|-------|--------------|
| No.        | Date: | Description: |
|            |       |              |
|            |       |              |
|            |       |              |
|            |       |              |

Graphic Scale

DFD Number: 20K1G-01

Set Type: LUA

Date Issued: 05/22/2023

Sheet Number: A931

\*\*RENDERINGS AND MATERIALS REFLECT PALETTE SHOW ON A932. BRICK SELECTION/COLOR IS STILL UNDER DEVELOPMENT BASED ON FEEDBACK FROM UW.



Consultant:



**Bird-Friendly Frit Pattern  
(Dots @ 2" O.C.)**

**Penthouse Cladding**

**Vision Glass**

**Brick Masonry Cladding  
(4 Brick Types)**




**Spandrel Glass**

**Mullions & Metal Flashing**

**Precast Base Cladding**

**Soffit Color**

State of Wisconsin  
Department of Administration  
Division of Facilities Development



232 N. PARK ST.  
MADISON, WI 53715

NEW ACADEMIC BUILDING  
LEVY HALL  
UNIVERSITY OF WISCONSIN - MADISON  
MADISON, WISCONSIN

EXTERIOR MATERIAL PALETTE

| Revisions: |       |              |
|------------|-------|--------------|
| No.        | Date: | Description: |
|            |       |              |
|            |       |              |
|            |       |              |
|            |       |              |
|            |       |              |
|            |       |              |
|            |       |              |
|            |       |              |
|            |       |              |
|            |       |              |
|            |       |              |
|            |       |              |

Graphic Scale: Net to Scale

DFD Number: 20K1G-01

Set Type: LUA

Date Issued: 05/22/2023

Sheet Number: A932