

This work was prepared by me or under my supervision, and construction of this project will be under my supervision. Separation of construction is defined in Section 1.205 of the Rules & Regulations of the Board of Professional Engineers, Architects and Surveyors of the State of Wisconsin. This drawing is an instrument of service prepared specifically for this project. The Architect is the author and retains all intellectual property rights herein.

© 2015 Isthmus Architecture, Inc.

Rehabilitation of  
**OLIN TERRACE**  
Martin Luther King Jr. Blvd.  
Madison, WI 53703

Proj. No.: 1509.01

Scale: NOTED

Drawn By: pr/jp

Date: 02/10/2016

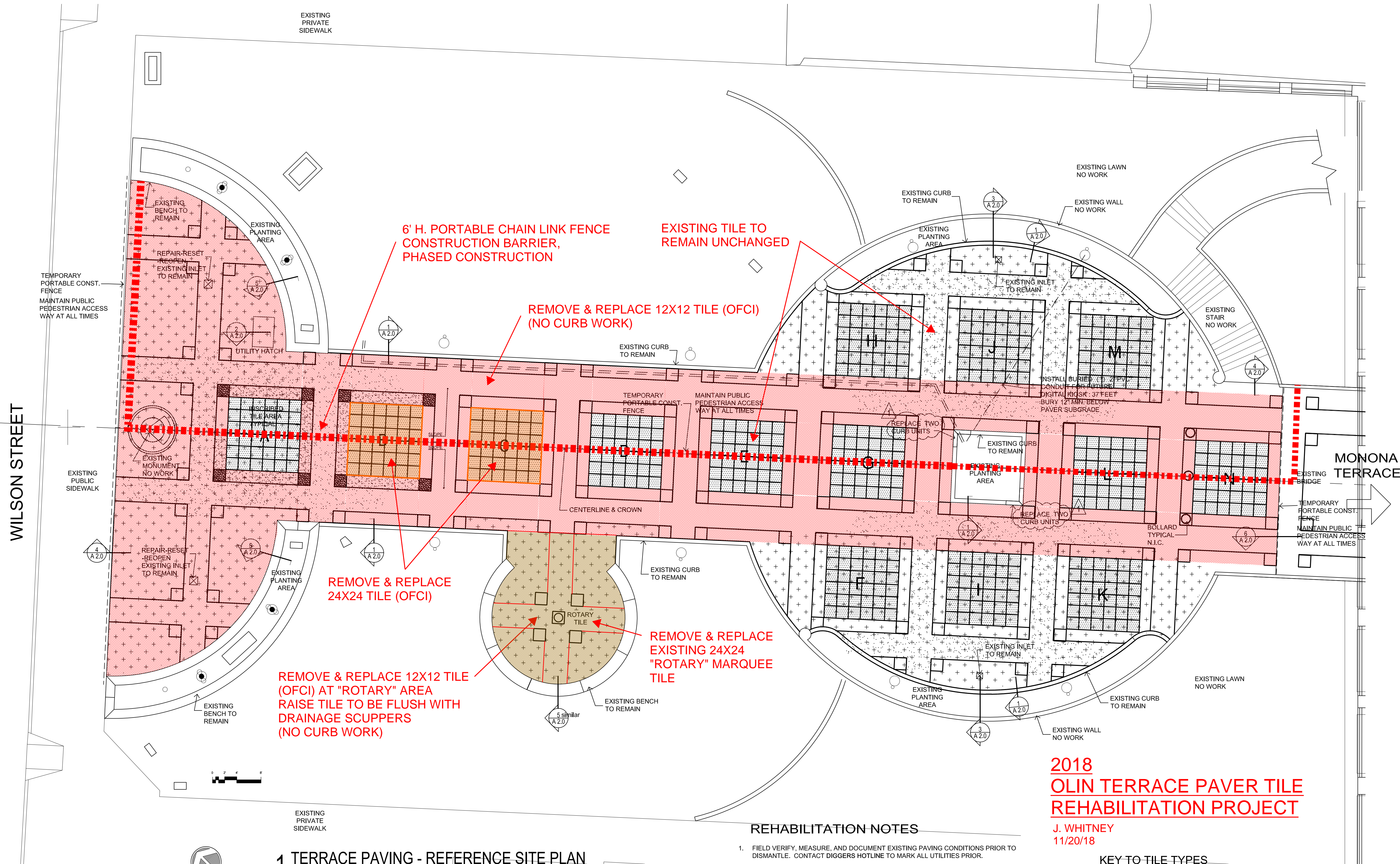
Rev. Date: 04/13/2016

REFERENCE PLAN

Sheet Title

Sheet No:

**A1.0**



**1 TERRACE PAVING - REFERENCE SITE PLAN**

Scale: 1/8"=1'-0"

City of Madison Project No. 10011  
City of Madison Construction Contract No. 8088

**REHABILITATION NOTES**

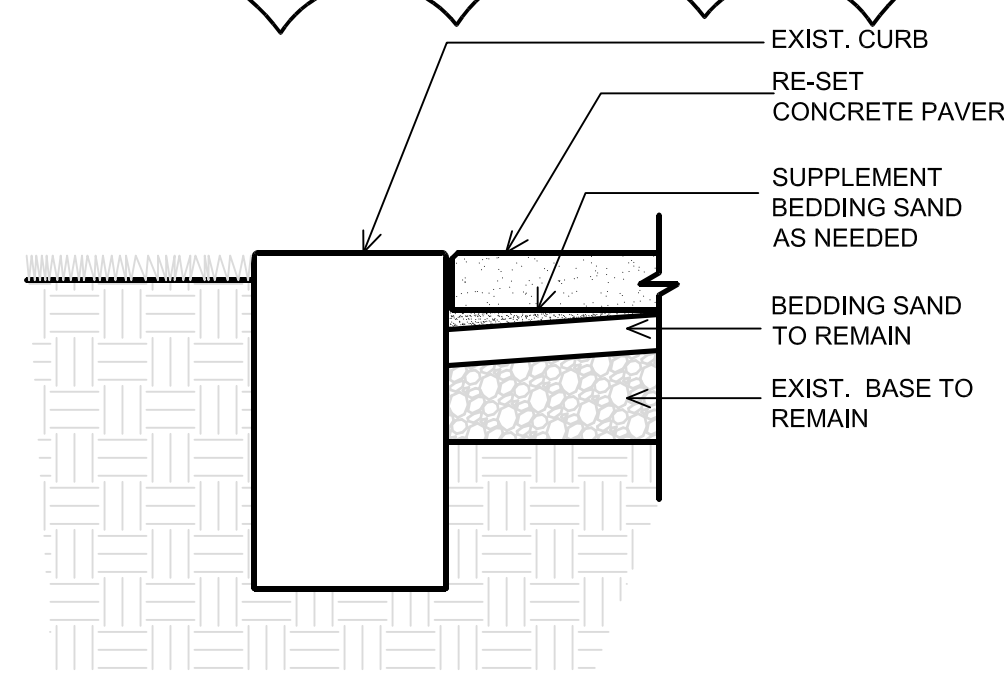
1. FIELD VERIFY, MEASURE, AND DOCUMENT EXISTING PAVING CONDITIONS PRIOR TO DISMANTLE. CONTACT DIGGERS HOTLINE TO MARK ALL UTILITIES PRIOR.
2. PROTECT EXISTING LANDSCAPE AND TURF. RESTORE ANY DAMAGED PLANTING.
3. FOR INSCRIBED TILES REFER TO DIRECTORY INCLUDED IN DRAWINGS.
4. FURNISH AND INSTALL TEMPORARY PLYWOOD PROTECTION IN AREAS SUBJECT TO DISURBANCE OR DAMAGE DURING PROJECT.
5. CAREFULLY REMOVE AND PROTECT CONCRETE BENCHES. REINSTALL IN ORIGINAL LOCATIONS AT END OF PROJECT.
6. CAREFULLY REMOVE PAVER TILES AS REQUIRED TO PERFORM REHABILITATION WORK. PROTECT REMOVED TILES FROM DAMAGE AND VANDALISM FOR REINSTALLATION. DISCARD TILES THAT ARE DAMAGED AND REPLACE WITH NEW TILES TO MATCH EXISTING.  
**ADD BEDDING SAND ONLY TO RESTORE POSITIVE DRAINAGE. NO REMOVAL OF BEDDING SAND OR BASE IS INTENDED EXCEPT WHERE NEW CONDUIT IS TO BE BURIED. FOR QUANTITY, INCLUDE 3" COMPACTED SAND BEDDING IN AREAS OF SETTLEMENT AS DESIGNATED ON DRAWING.**
7. RE-ALIGN AND RE-LEVEL ALL EXISTING PRE-CAST CURBS AS NEEDED PRIOR TO RE-INSTALLING PAVERS.
8. TILE CLEANING: INSCRIBED TILES ARE TO BE CLEANED BEFORE REINSTALLATION. CLEAN USING THE GENTLEST MEANS, BEGINNING WITH A SPONGE AND WATER WITH DETERGENT, WORKING TOWARD A STRONGER SOLUTION AS REQUIRED TO CLEAN WITHOUT PERMANENTLY DAMAGING THE SURFACE. PREPARE MOCKUP FOR APPROVAL BY ARCHITECT PRIOR TO CLEANING OPERATION.
9. PROTECT EXISTING INLETS - FLUSH / CLEANOUT ALL DRAIN LINES AT END OF PAVER WORK. CLEAN UP ALL DEBRIS THAT IS FLUSHED OUT ONTO LAWN.

**2018**  
**OLIN TERRACE PAVER TILE**  
**REHABILITATION PROJECT**

J. WHITNEY  
11/20/18

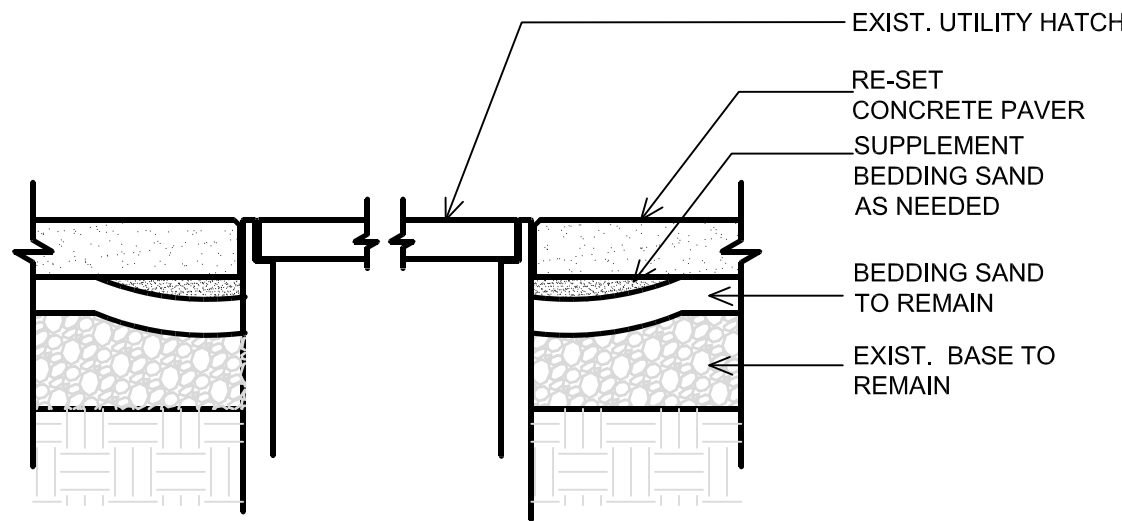
**KEY TO TILE TYPES**

	ACCENT TILE		FIELD TILE
	BORDER TILE		INSCRIBED TILE
	AREAS OF SETTLEMENT		



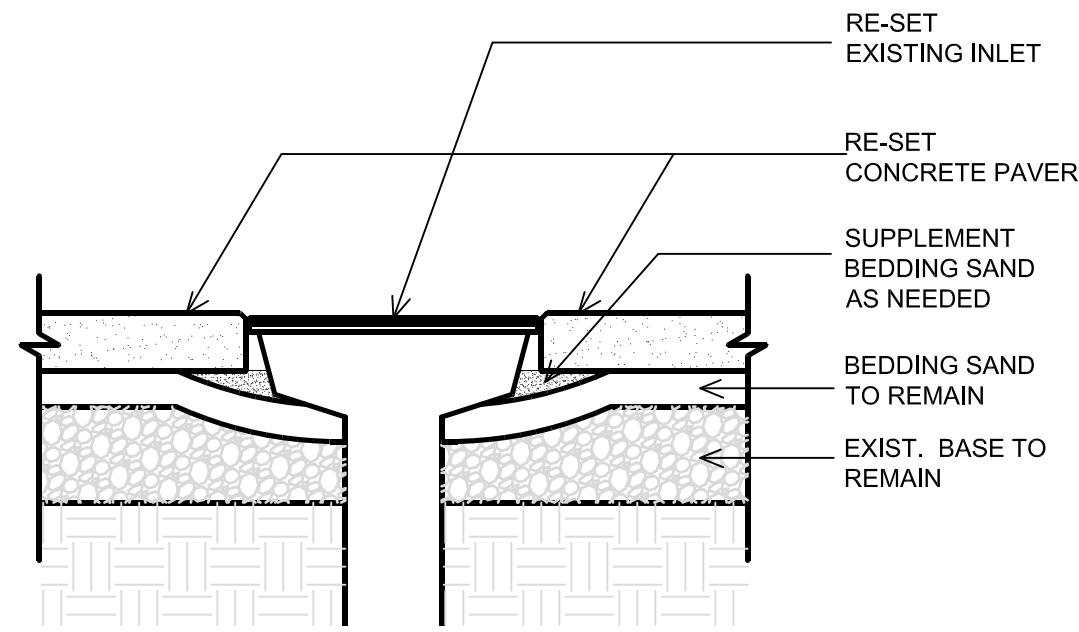
1 TERRACE PAVING - CURB DETAIL

Scale: 1 1/2"=1'-0"



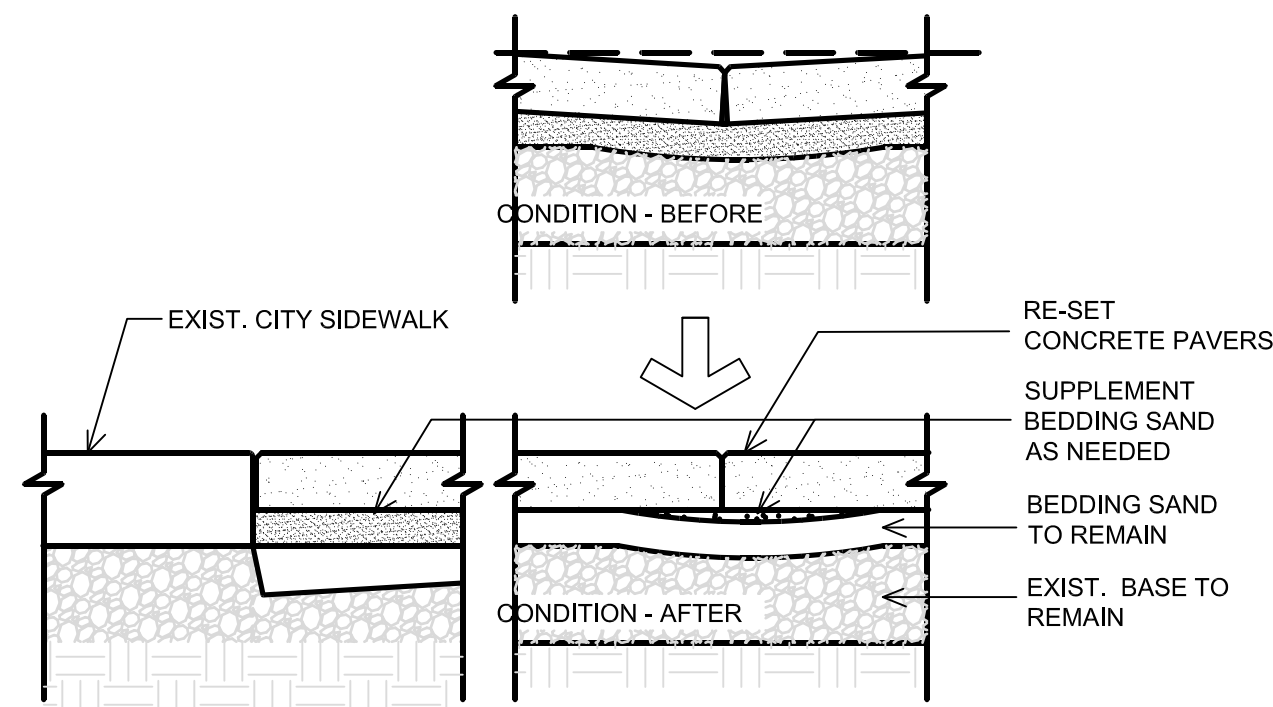
2 TERRACE PAVING - HATCH DETAIL

Scale: 1 1/2"=1'-0"



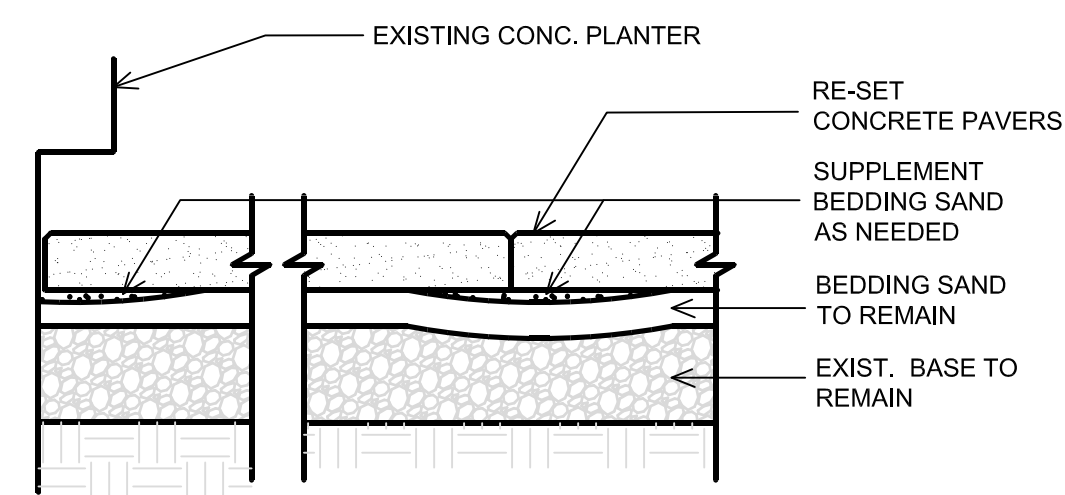
3 TERRACE PAVING - INLET DETAIL

Scale: 1 1/2"=1'-0"



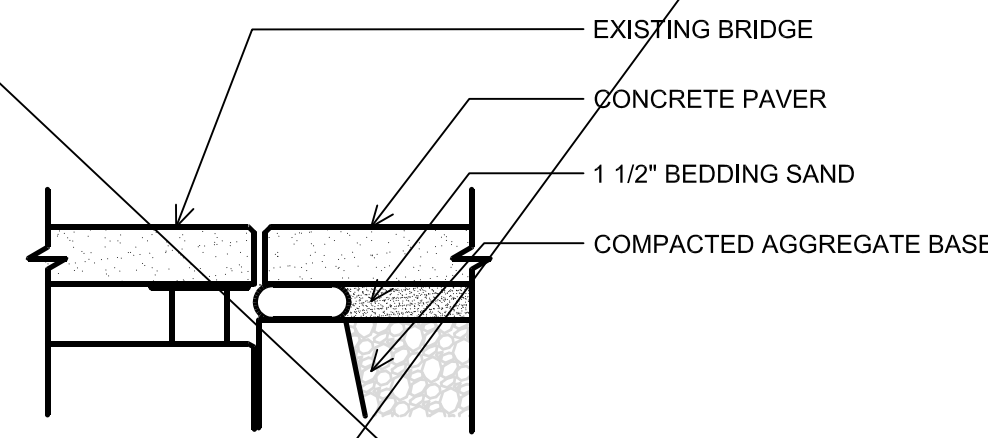
4 TERRACE PAVING - SIDEWALK DETAIL

Scale: 1 1/2"=1'-0"



5 TERRACE PAVING - PLANTER DETAIL

Scale: 1 1/2"=1'-0"



6 TERRACE PAVING - BRIDGE DETAIL

Scale: 1 1/2"=1'-0"

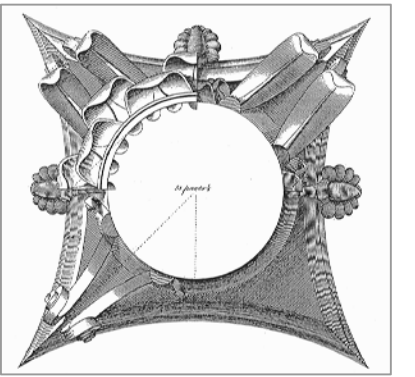
OMITTED  
DETAIL

INSCRIBED TILES - LOCATION DIRECTORY

Table listing inscribed tiles by location, categorized by letter (A, B, C, D, E, F, G, H, I, J, K, L, M, N).

ISTHMUS  
ARCHITECTURE, INC.

613 Williamson Street  
Suite 203  
Madison, WI 53703  
Phone: 608.294.0206



This work was prepared by me or under my supervision, and construction of this project will be under my supervision.  
Expiration of construction is defined in Section 1.203 of the Rules & Regulations of the Board of Professional Engineers, Architects and Surveyors of the State of Wisconsin.  
This drawing is an instrument of service prepared specifically for the project. The Architect is the author and retains all intellectual property rights herein.

© 2015 Isthmus Architecture, Inc.

Rehabilitation of  
OLIN TERRACE  
Martin Luther King Jr. Blvd.  
Madison, WI 53703

Proj. No.: 1509.01

Scale: NOTED

Drawn By: prj/jp

Date: 02/10/2016

Rev. Date: 04/13/2016

REHABILITATION  
DETAILS  
Sheet Title

Sheet No:

A2.0