



VETERINARY MEDICINE ADDITION AND RENOVATION

18H2H UW-Madison VMAR
Joint Campus Area Committee

December 11, 2019 - INFORMATIONAL



Project Vision Statement



Create a functional, warm, welcoming, and nurturing environment that advances human and animal health with science and compassion.

- Enable the future success of the University of Wisconsin-Madison (UW) School of Veterinary Medicine(SVM) through expansion of small animal clinical and research programs with a new building, and renewal of portions of the existing small and large animal hospitals.
- The University of Wisconsin School of Veterinary Medicine creates the future of veterinary medicine through unparalleled excellence in education, clinical medicine, and research that benefit animal and human health. In collaboration with the University of Wisconsin's world class basic science and medical community, the school gives rise to the next generation of veterinary leadership.
- Expand the SVM onto the west side of Lot 62, directly north of the existing SVM. The new building will be physically connected to the existing SVM for clinical connectivity, and will include clinical, research, and containment programs, along with the associated office and support spaces required.

Approval Schedule:

Notify Alder	October 1, 2019
Design Review Board #1	October 15, 2019
Developer Assistance Team	December 5, 2019
Joint Campus Area Committee	December 11, 2019
Design Review Board #2	December 10, 2019
Joint Campus Area Committee	February 12, 2020
35% Submittal	February 14, 2020
Design Review Board #3	March 17, 2020
Board of Regents	April 2020
City Agency Review	November 2020
Bid	March 2021
Start Construction	June 2021
Substantial Completion	
Addition	April 2023
Renovation	July 2024

context

program

architecture

Project Location



context

program

architecture



Architectural Context / Photos

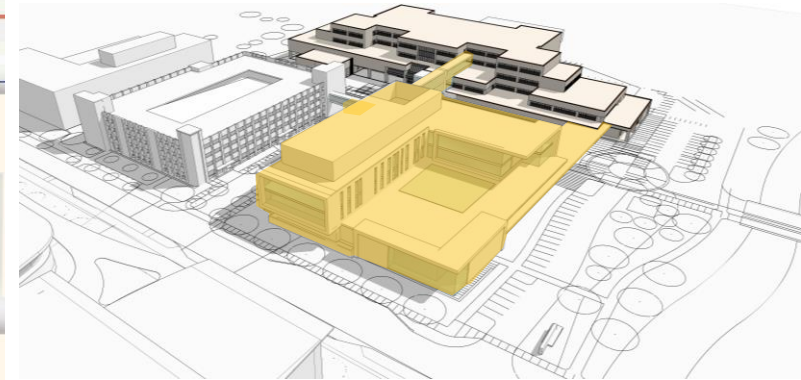
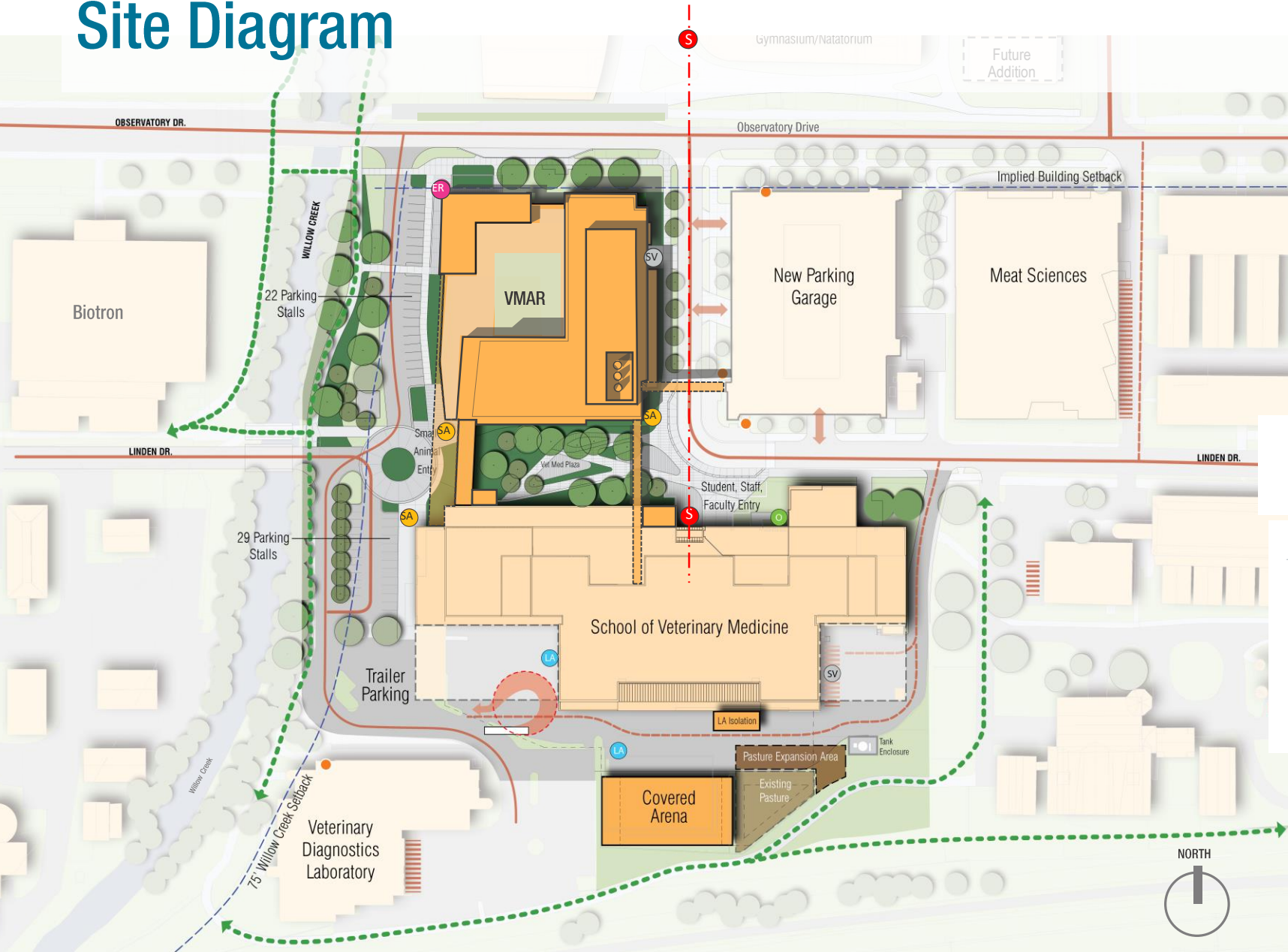


context

program

architecture

Site Diagram



LOOKING SOUTHEAST

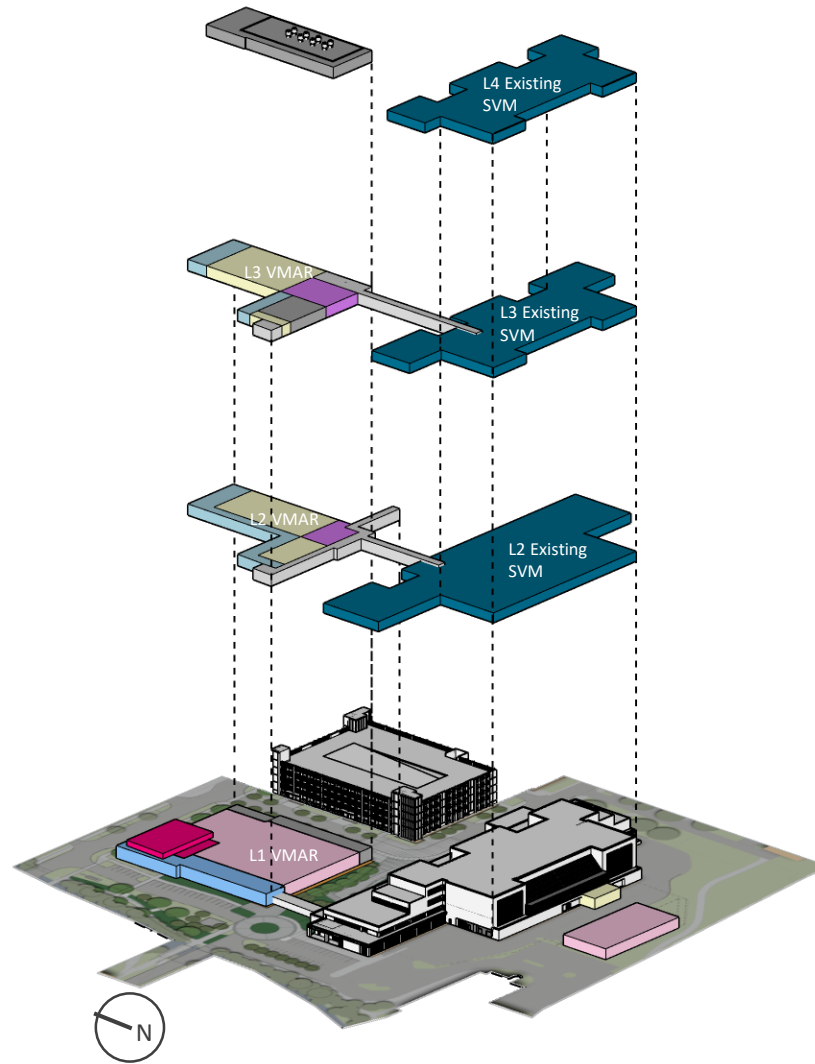


LEGEND

- ER EMERGENCY ENTRANCE
 - SA SMALL ANIMAL ENTRANCE
 - LA LARGE ANIMAL ENTRANCE
 - S STAFF ENTRANCE
 - O ONCOLOGY ENTRANCE
 - SV SERVICE ENTRANCE
- STAFF / FACULTY & STUDENTS

context program architecture

Program Stacking Diagram



Level - 4

● Mechanical

Level - 3

● BSL-3E, ABSL-3E

● Office

● Collaboration

Level -2

● Research Laboratory

● Office

● Collaboration

Level - 1

● New/Renovated Animal Hospital

● Emergency Room

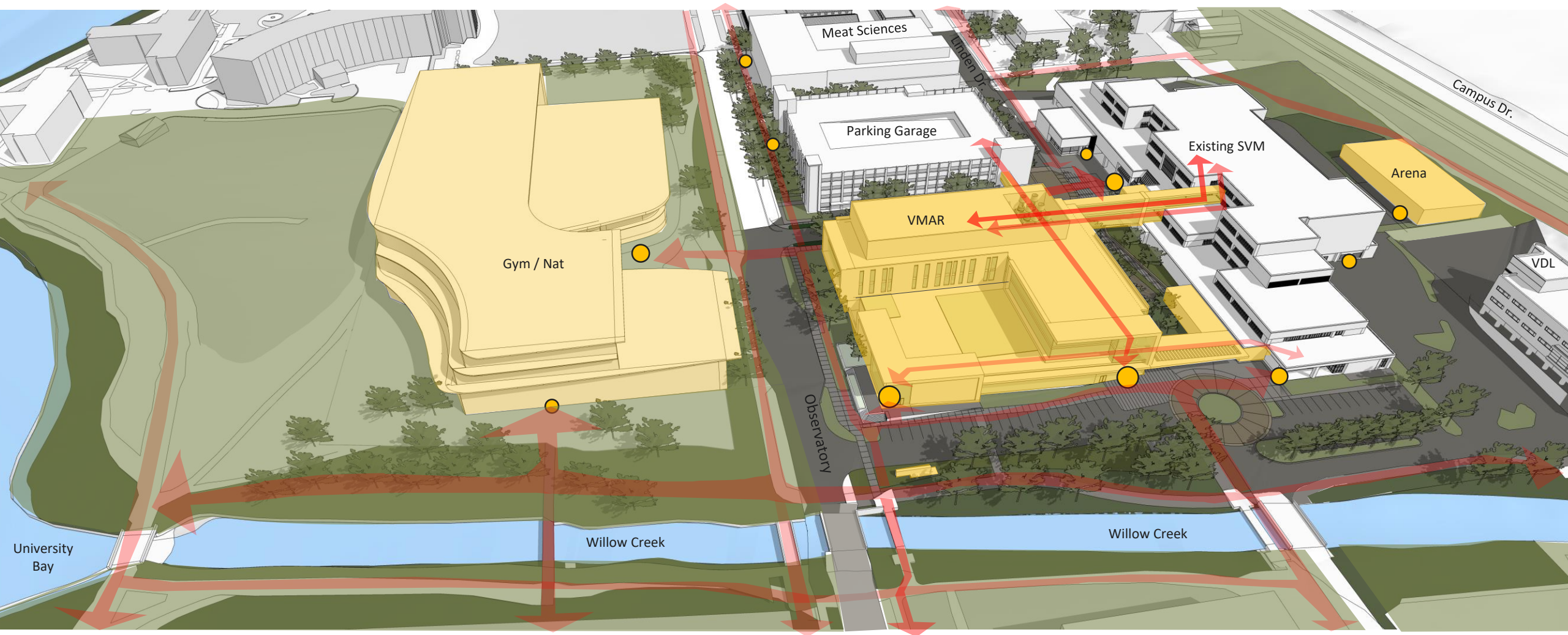
● Public Waiting

context

program

architecture


Massing Diagrams



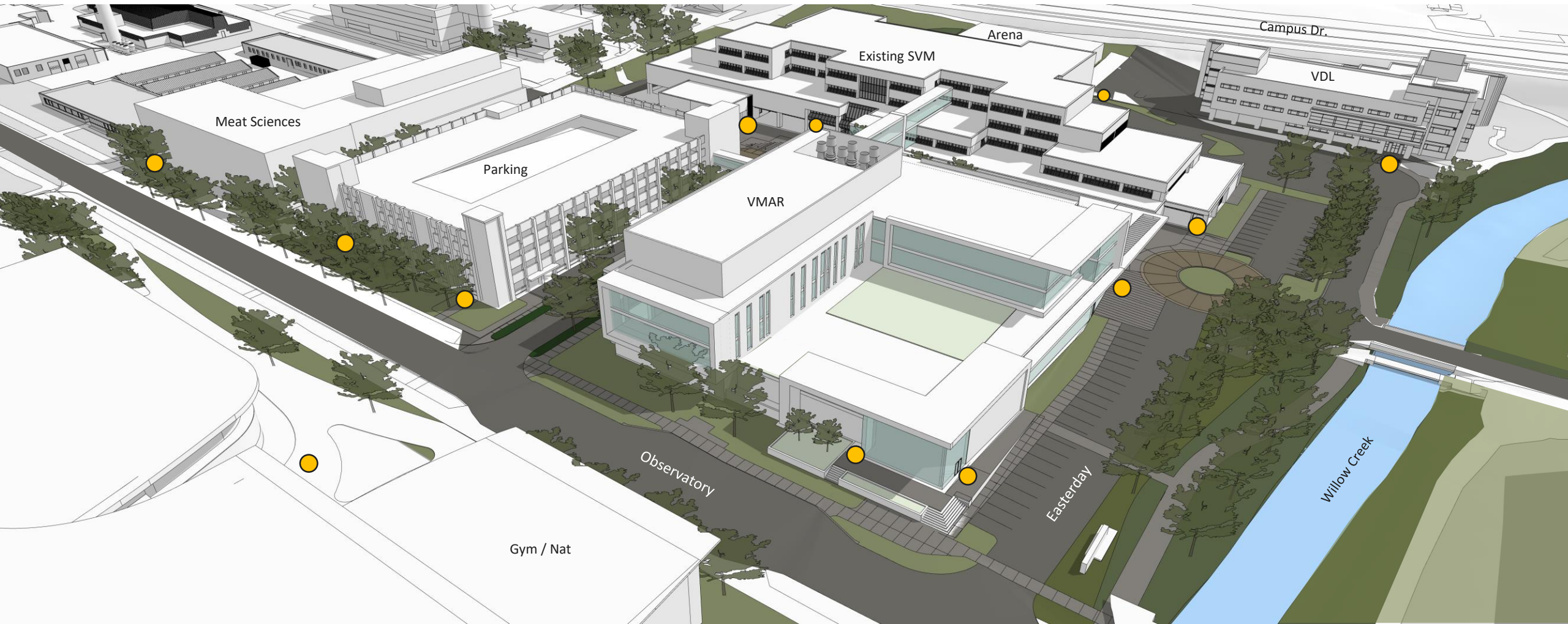
context

program

architecture



Massing Diagrams



context


program

architecture



LOOKING SOUTHEAST

Massing Diagrams



context

program

architecture



LOOKING SOUTHWEST

Massing Diagrams



context

program

architecture

NORTH



LOOKING NORTHEAST

