

EDGEWOOD COLLEGE


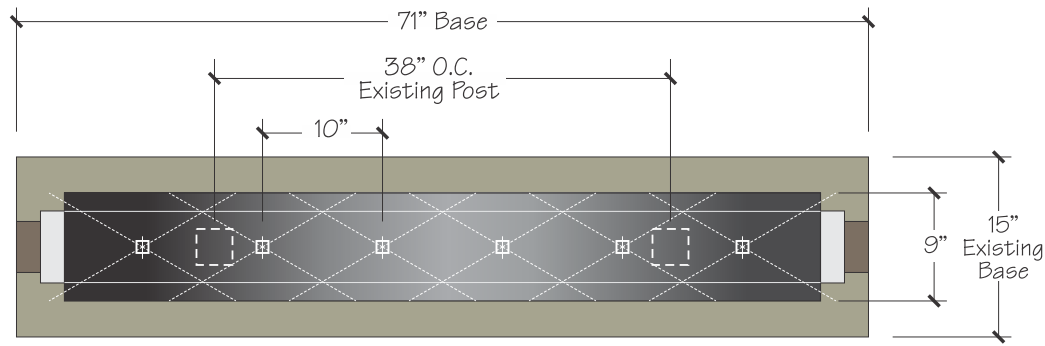
5/22/19
6/11/19
7/10/19

INNERFACE.
ARCHITECTURAL
SIGNAGE, INC.

DIRECTING PEOPLE BY DESIGN

5849 PEACHTREE ROAD
ATLANTA, GEORGIA 30341
T 770 921 5566
TF 800 445 4796
F 770 279 1327
INNERFACESIGN.COM

Comprehensive Design Review Edgewood Campus



Loc. 1.1

EXISTING BASE



Night View

(Not to Scale)

SIGN TYPE A - MAIN ID/BOUNDARY MAKER

D/F MONOLITH - Illuminated

Overall Sized: 51 1/2" h. x 71" w. x 9" deep D/F internally illuminated monolith

- Mounted to existing Post
- (2) 3" Square post 38" on center. 37" tall
- Cut in field to 24 3/4" to accommodate a saddle weld
- Brown Main cabinet - 41 3/4" h. x 72" w. x 4 1/4" deep Core Cabinet
- Silver accent Cabinet - 39.5" h. x 67" w. x 6" deep custom shaped accent cabinet
- Painted MAP Brushed Aluminum
- Header portion - 26 3/4" h. x 63" w. x 9" deep hinge body w/ Bleed retainer
- Painted MAP Black
- Face Routed out aluminum and backed w/ White trans. acrylic
- Logo to be digitally printed translucent vinyl to match Red and Black logo specs.
- Returns Painted MAP Black
- Red accent pans - 17" h. x 63" w. x 1 1/2" deep custom shaped accent cabinet
- Painted PMS 201 Red with PMS 202 Red Watermark & clear coat
- Cabinet painted PMS #10 Warm Gray, Black, Red and MAP Brushed Aluminum
- Dual internal 2" x 4" Rectangular aluminum poles - Baseplate mounted to existing base
- Illumination by (125" x 2 D/F) White LED line arrays with internal power supplies
- Estimated service load is .21A @ 120v AC with Photo Cell and exterior on/off switch.

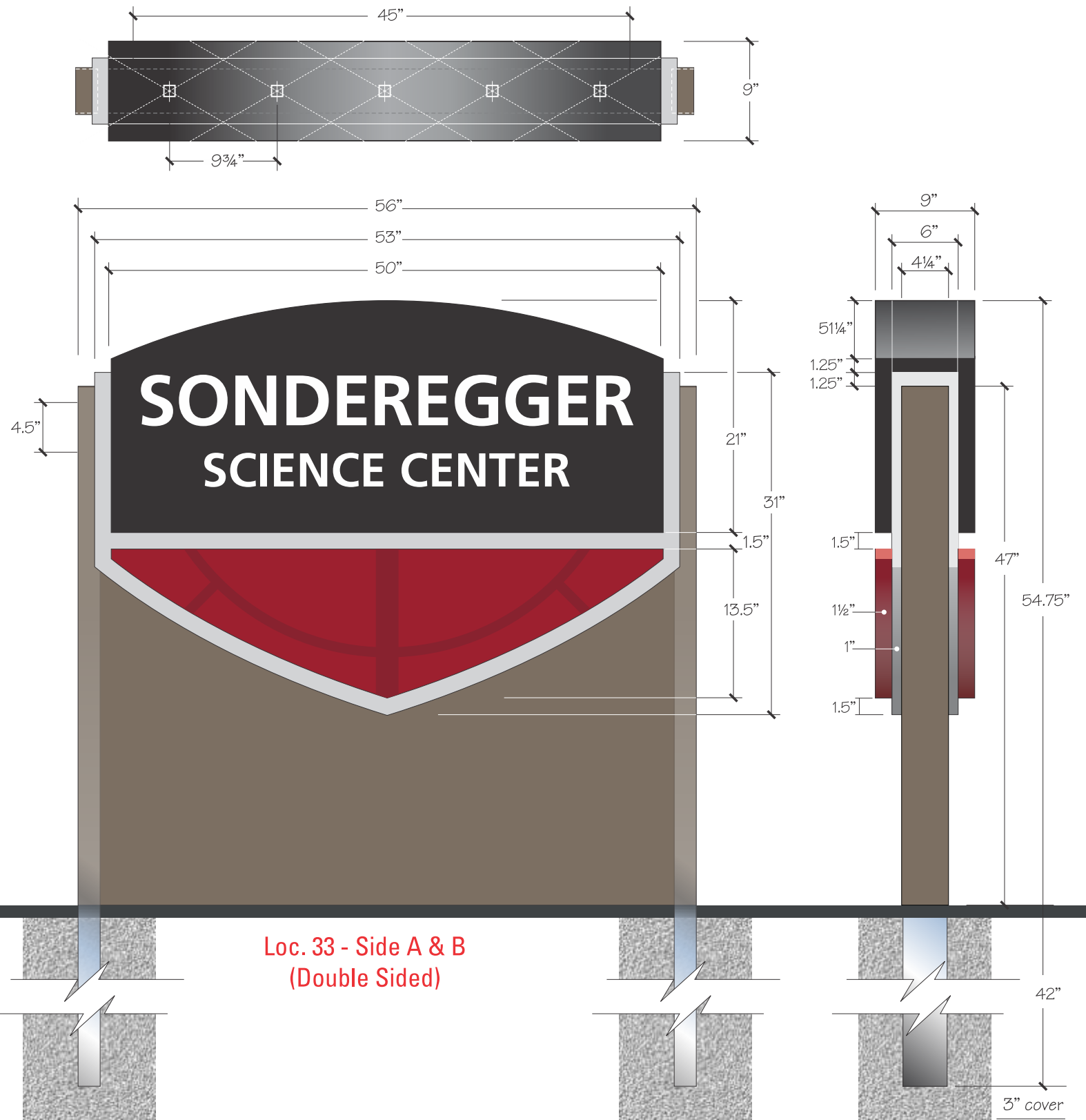
SIGN TYPE A

| PROJECT: | LOCATION: | QTY: | RELEASE DATE: | APPROVAL: |
|------------------------------------|--|--------------|--|---|
| R18370 Edgewood College | 1.1 | 01 | 01.21.19 03.15.19 TB 04.29.19 MRG 01.25.19 TB 04.16.19 TB 06.07.19 TB | X _____ Date: _____ |
| TYPEFACE: | COLOR: | SCALE: | DRAWN BY: | This drawing and the ideas expressed remain the confidential property of INNERFACE. This drawing and its ideas are not to be reproduced, copied, or disclosed to any other person or entity, without the expressed written consent of a representative or an agent of INNERFACE Architectural Signage Inc. All dimensions shown are approximate. Actual dimensions could vary due to the practical limitations of fabrication. Colors shown are for illustrative purposes only. Actual colors are to be determined by client specification. |
| Logo Typestyle (Frutiger 45 Light) | ■ PMS Warm Grey #10 ■ MAP Black ■ MAP Brushed Aluminum □ White Trans. Acrylic ■ PMS #202 Red (Watermark) ■ PMS #201 Red ■ Oracal #017 Cherry Red | 3/4" = 1'-0" | TB | |

Contour Cut
 Surface Print
 Flat bed
 Reverse Print
 Laminated

Project #: R18370
 Date In: _____ Need by: _____
 Substrate: White translucent vinyl
 Color: PMS 201C & Black
 Loc.: _____ Qty.: 02

Ext. LED
 Int. LED
 120v
 277v



Night View

(Not to Scale)

SIGN TYPE D - BUILDING ID

D/F MONOLITH - Illuminated

- Overall Sized: 54.75" h. x 56" w. x 9" deep D/F internally illuminated monolith
- Dual internal 2"x4" rectangular steel poles, extended 42" for direct burial installation into dirt
- Brown Main cabinet - 45" h. x 56" w. x 4.25" deep Core Cabinet
- Silver accent Cabinet - 31.25" h. x 53" w. x 6" deep custom shaped accent cabinet
 - Painted MAP Brushed Aluminum
- Header portion - 21" h. x 50" w. x 9" deep hinge body w/Bleed retainer
 - Painted MAP Black
 - Face Routed out aluminum and backed w/ White trans. acrylic
 - Returns painted MAP Black
- Red accent pans - 13 1/2" h. x 50" w. x 1 1/2" deep custom shaped accent cabinet
 - Painted PMS 201 Red with PMS 202 Red Watermark & clear coat
- Cabinet painted PMS #10 Warm Gray, Black, Red and MAP Brushed Aluminum
- Illumination by (77.5" x 2 D/F) White LED line arrays with internal power supplies
- Estimated service load is .13A @ 120v AC with Photo Cell and exterior on/off switch.

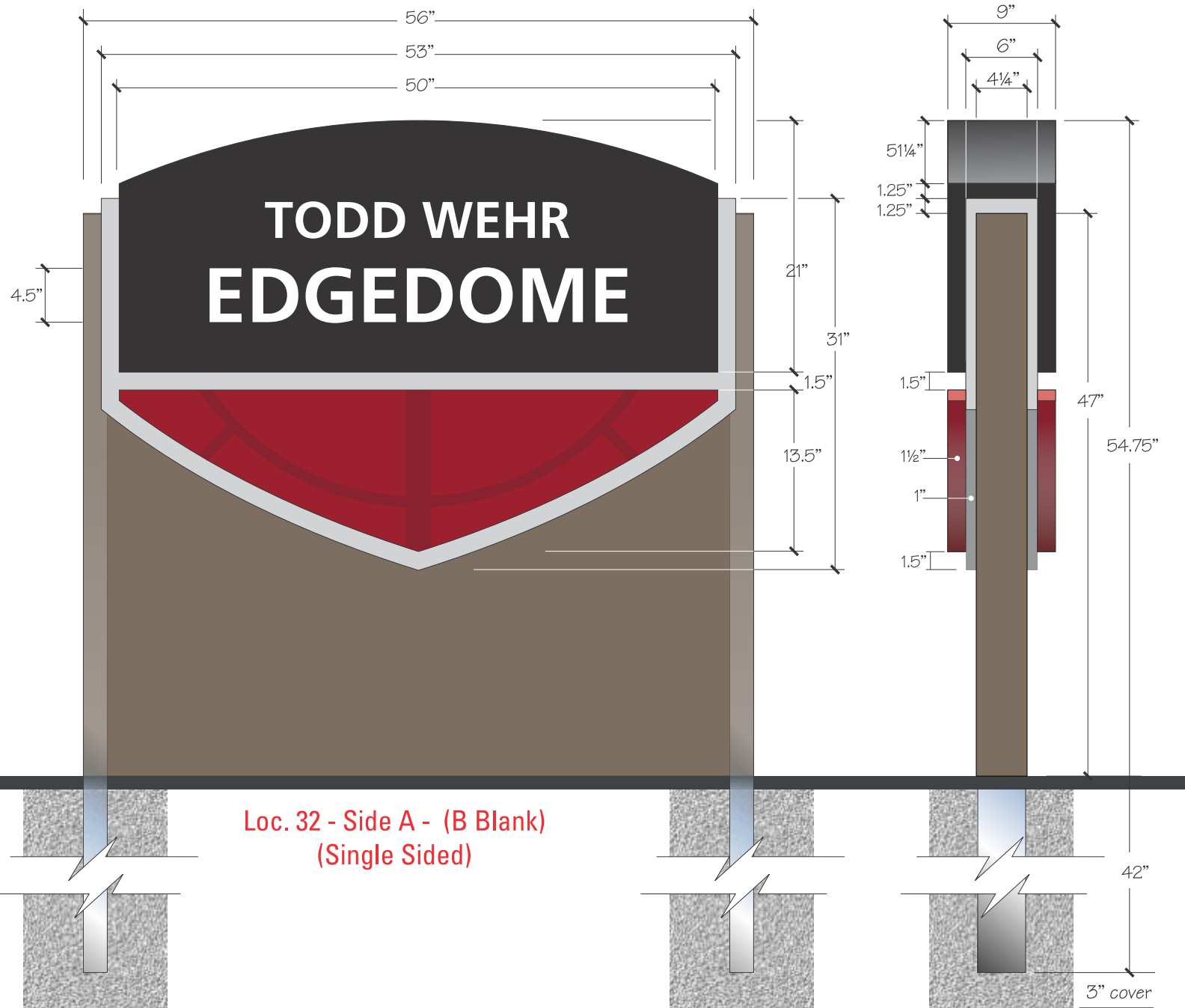
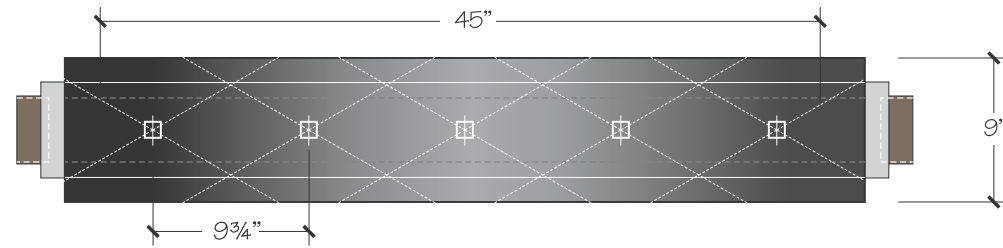
- Ext. Int.
- 120v
- 277v

03

Loc. 33 - Side A & B
(Double Sided)

SIGN TYPE D

| | | | | |
|--|---|-----------------------------|---|--|
| PROJECT: R18370 Edgewood College | LOCATION: 33 | QTY: 01 | RELEASE DATE: 01.22.19 03.15.19 TB 06.07.19 TB 01.25.19 TB 04.16.19 TB | APPROVAL: X _____ Date: _____ |
| TYPEFACE: Logo Typestyle (Frutiger 45 Light) | COLOR: ■ PMS Warm Grey #10 ■ MAP Black ■ MAP Brushed Aluminum ■ PMS #202 Red (Watermark) ■ PMS #201 Red ■ White trans. Acrylic | SCALE: 1" = 1'-0" | DRAWN BY: TB | <small>This drawing and the ideas expressed remain the confidential property of INNERFACE. This drawing and its ideas are not to be reproduced, copied, or disclosed to any other person or entity, without the expressed written consent of a representative or an agent of INNERFACE Architectural Signage Inc. All dimensions shown are approximate. Actual dimensions could vary due to the practical limitations of fabrication. Colors shown are for illustrative purposes only. Actual colors are to be determined by client specification.</small> |



Loc. 32 - Side A - (B Blank)
(Single Sided)

Direct Burial Installation



Night View

(Not to Scale)

SIGN TYPE D - BUILDING ID

D/F MONOLITH - Illuminated

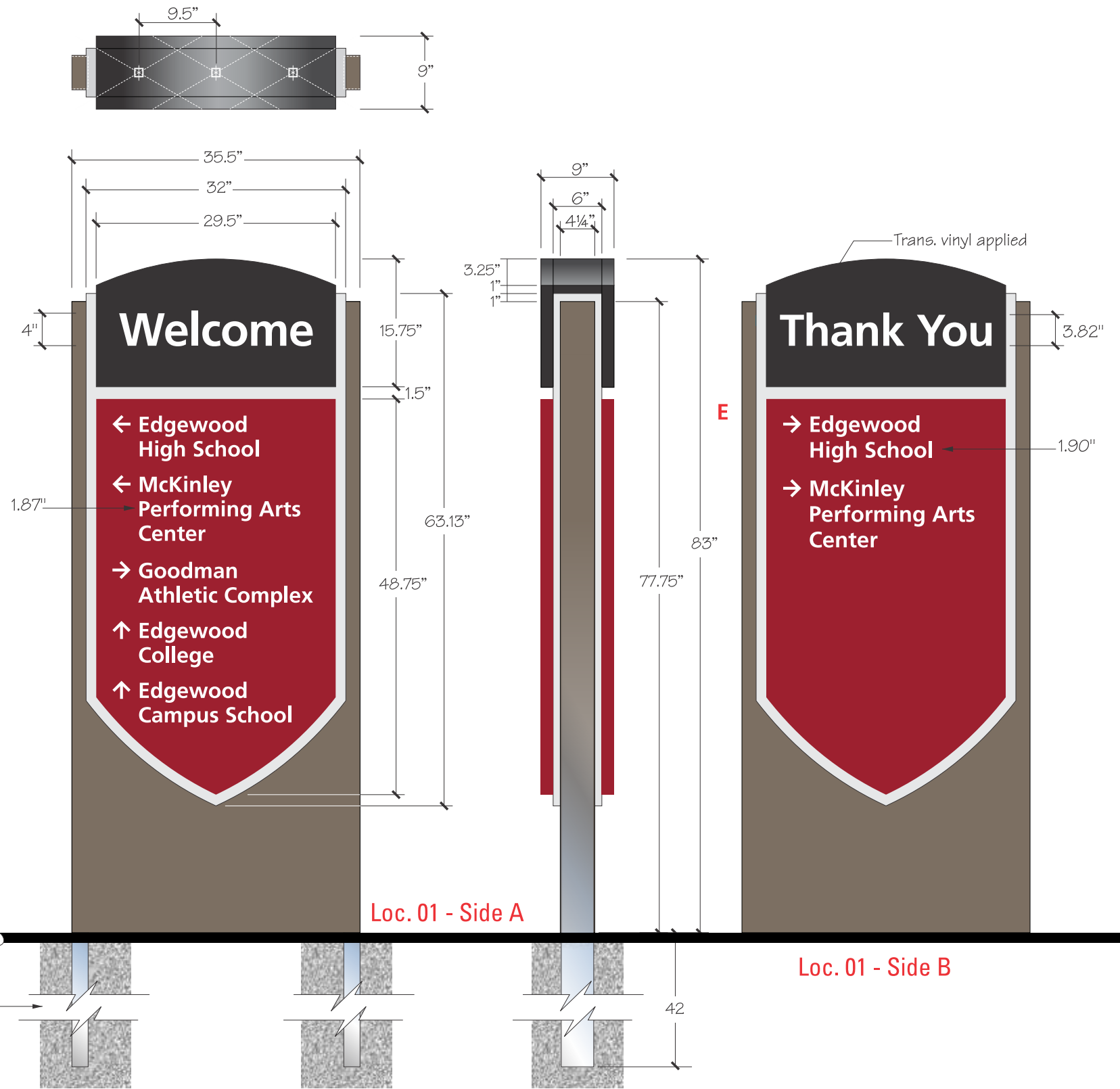
- Overall Sized: 54.75"h. x 56"w. x 9" deep D/F internally illuminated monolith
- Dual internal 2"x4" rectangular steel poles, extended 42" for direct burial installation into dirt
- Brown Main cabinet - 45"h. x 56"w. x 4.25" deep Core Cabinet
- Silver accent Cabinet - 31.25"h.x 53"w. x 6" deep custom shaped accent cabinet
 - Painted MAP Brushed Aluminum
- Header portion - 21"h. x 50"w. x 9" deep hinge body w/Bleed retainer
 - Painted MAP Black
 - Face Routed out aluminum and backed w/ White trans. acrylic
 - Returns painted MAP Black
- Red accent pans - 13 1/2"h. x 50"w. x 1 1/2" deep custom shaped accent cabinet
 - Painted PMS 201 Red with PMS 202 Red Watermark & clear coat
- Cabinet painted PMS #10 Warm Gray, Black, Red and MAP Brushed Aluminum
- Illumination by (77.5" x 2 D/F) White LED line arrays with internal power supplies
- Estimated service load is .13A @ 120v AC with Photo Cell and exterior on/off switch.

- Ext.
- Int.
- 120v
- 277v

04

SIGN TYPE D

| | | | | |
|--|---|-----------------------------|---|--|
| PROJECT: R18370 Edgewood College | LOCATION: 32 | QTY: 01 | RELEASE DATE: 01.22.19 03.15.19 TB 01.25.19 TB 04.16.19 TB | APPROVAL: X _____ Date: _____ |
| TYPEFACE: Logo Typestyle (Frutiger 45 Light) | COLOR: ■ PMS Warm Grey #10 ■ MAP Black □ MAP Brushed Aluminum ■ PMS #202 Red (Watermark) ■ PMS #201 Red □ White trans. acrylic | SCALE: 1" = 1'-0" | DRAWN BY: TB | <small>This drawing and the ideas expressed remain the confidential property of INNERFACE. This drawing and its ideas are not to be reproduced, copied, or disclosed to any other person or entity, without the expressed written consent of a representative or an agent of INNERFACE Architectural Signage Inc. All dimensions shown are approximate. Actual dimensions could vary due to the practical limitations of fabrication. Colors shown are for illustrative purposes only. Actual colors are to be determined by client specification. ©</small> |



Night View

(Not to Scale)

SIGN TYPE B - PRIMARY DIRECTIONAL

D/F MONOLITH - LED's Illuminated

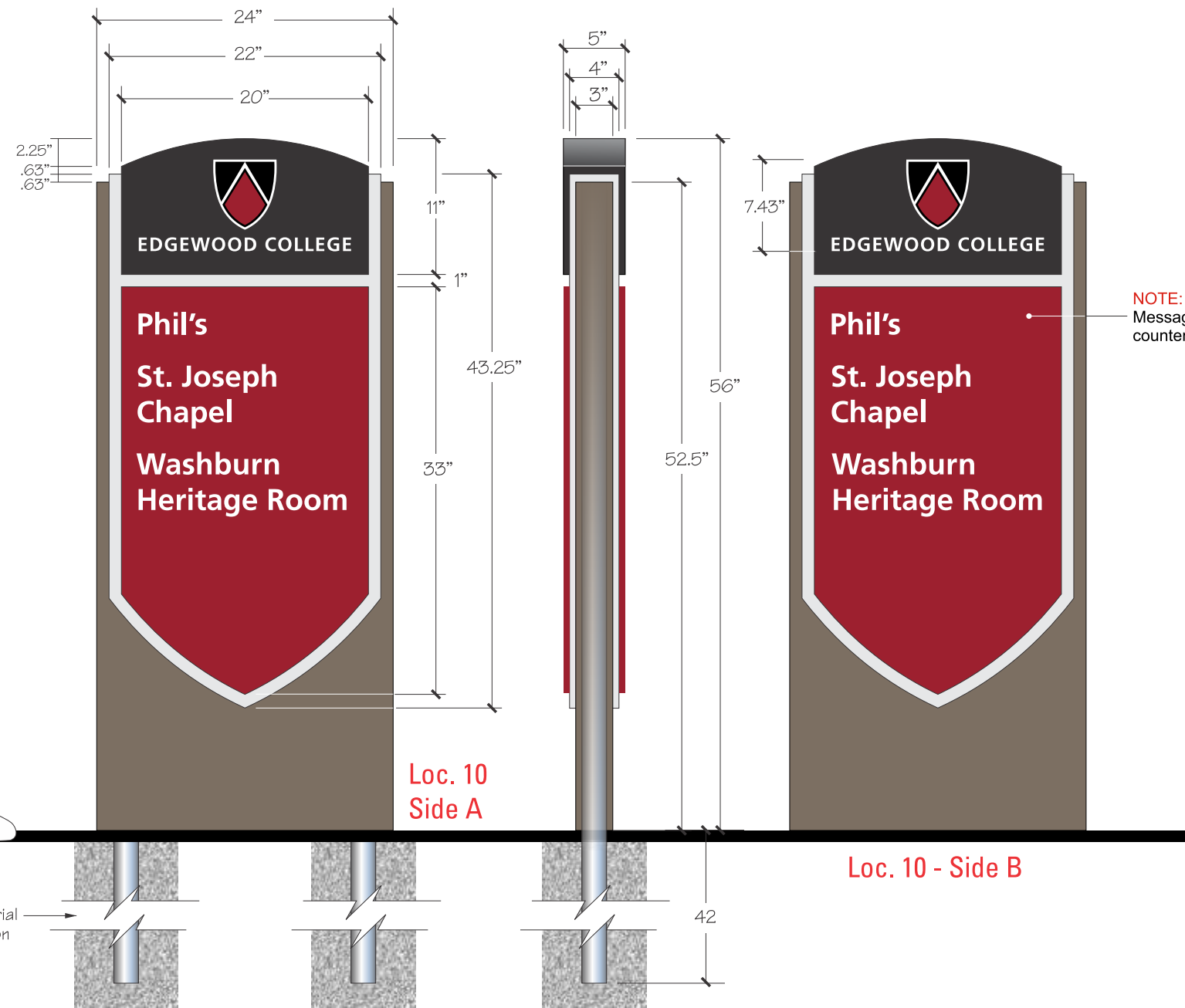
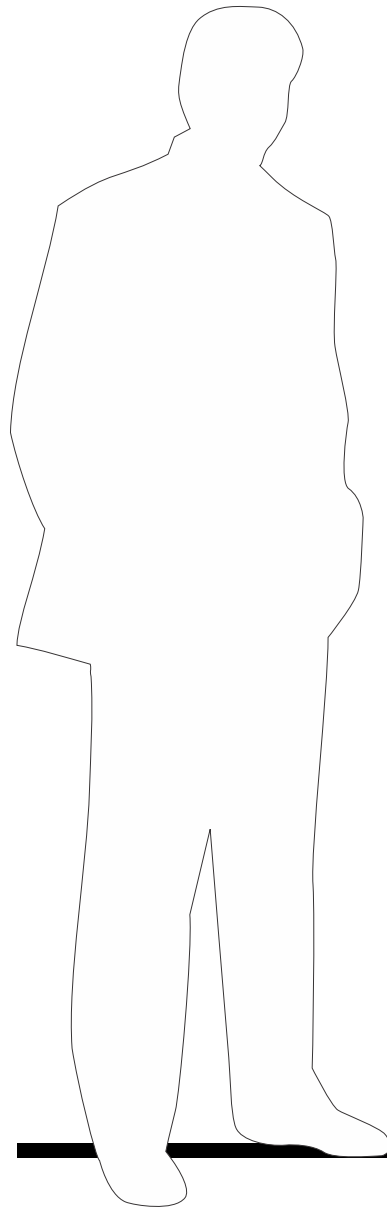
- Overall Sized: 83"h. x 35.5"w. x 9" deep D/F internally illuminated monolith
- Dual internal 2" x 4" rectangular Steel poles, extended 42" for direct burial installation
- Brown Main cabinet - 77.75"h. x 35.5"w. x 4 1/4" deep Core Cabinet
- Silver accent Cabinet - 63.16"h. x 32"w. x 6" deep custom shaped accent cabinet
 - Painted MAP Brushed Aluminum
- Header portion - 15 3/4"h. x 29 1/2"w. x 9" deep hinge body w/Bleed retainer
 - Painted MAP Black
- Face to be Routed and backed w/ White trans. acrylic
- Returns painted MAP Black
- Accent pans - 48.75"h. x 29 1/2"w. custom shaped accent cabinet
 - Painted PMS #201 Red
 - Copy to be routed and back with White trans. acrylic
- Cabinet painted PMS #10 Warm Gray, Black, Red and MAP Brushed Aluminum
- Illumination by (176") White LED line arrays with internal power supplies
- Estimated service load is .29A @ 120v AC with Photo Cell and exterior on/off switch.

- Ext. Int.
- Int.
- 120v
- 277v


05

SIGN TYPE B

| PROJECT: | LOCATION: | QTY: | RELEASE DATE: | APPROVAL: |
|------------------------------------|--|--------------|--|---|
| R18370 Edgewood College | 01 | 01 | 01.21.19 03.15.19 TB 03.29.19 TB 06.07.19 TB 01.25.19 TB 03.18.19 avh 04.10.19 TB 06.10.19 TB | X _____ Date: _____ |
| TYPEFACE: | COLOR: | SCALE: | DRAWN BY: | This drawing and the ideas expressed remain the confidential property of INNERFACE. This drawing and its ideas are not to be reproduced, copied, or disclosed to any other person or entity, without the expressed written consent of a representative or an agent of INNERFACE Architectural Signage Inc. All dimensions shown are approximate. Actual dimensions could vary due to the practical limitations of fabrication. Colors shown are for illustrative purposes only. Actual colors are to be determined by client specification. |
| Logo Typestyle (Frutiger 45 Light) | ■ PMS Warm Grey #10 ■ MAP Black ■ MAP Brushed Aluminum ■ PMS #201 Red ■ Oracal #017 Cherry Red ■ White Trans. Acrylic | 3/4" = 1'-0" | TB | |



NOTE:
Message panel to be removable w/ counter sunk screws in the returns.



Loc. 14 - Side A

Side B

SIGN TYPE C - PEDESTRIAN DIRECTIONAL

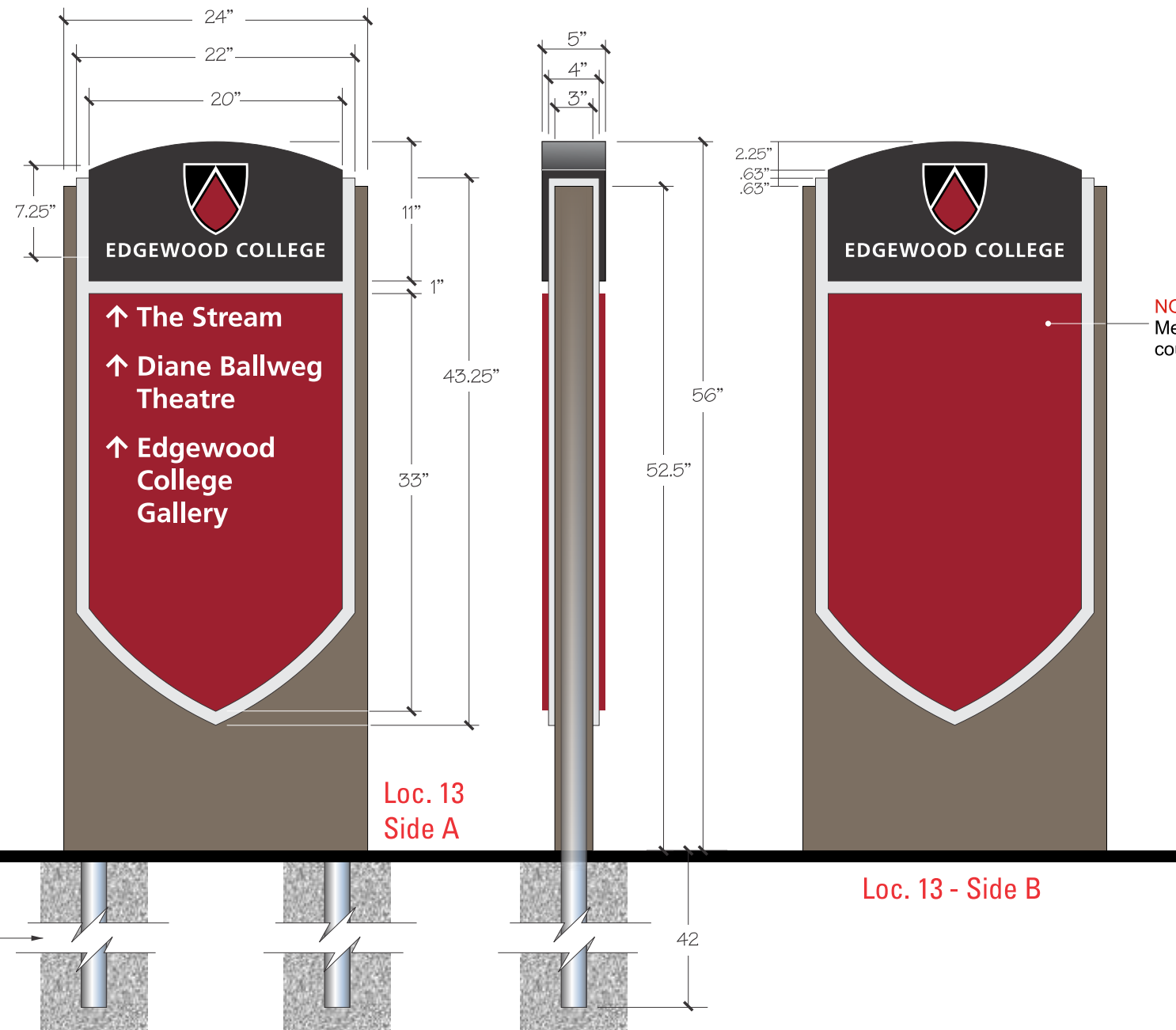

- D/F MONOLITH - Non Illuminated
Overall Sized: 56”h. x 24”w. x 5” deep D/F non illuminated monolith
- Dual internal 2” Steel poles, extended 42” for direct burial installation
 - Brown Main cabinet - 52.5”h. x 24”w. x 3” deep Core Cabinet
 - Silver Accent Cabinet - 43.25”h. x 22”w. custom shaped accent cabinet
 - Painted MAP Brushed Aluminum
 - Header portion - 11”h. x 20”w. x 5” deep with digitally printed vinyl logo
 - Painted MAP Black With Digitally printed HP vinyl logo applied
 - Red accent pans - 33”h. x 20”w. custom shaped accent removable panel
 - Painted PMS 201 Red
 - Face to have White HP vinyl copy applied
 - Cabinet painted PMS #10 Warm Gray, Black, Red and MAP Brushed Aluminum



| | |
|---------------------------|---|
| Project #: R18370 | <input type="checkbox"/> Contour Cut |
| Date In: - | <input checked="" type="checkbox"/> Surface Print |
| Substrate: White HP vinyl | <input type="checkbox"/> Flat bed |
| Color: PMS 201C & Black | <input type="checkbox"/> Reverse Print |
| Loc.: 10 & 14 Qty: 04 | <input checked="" type="checkbox"/> Laminated |

SIGN TYPE C

| | | | | |
|--|--|-------------------------------|---|---|
| PROJECT: R18370 Edgewood College | LOCATION: 10 & 14 | QTY: 02 | RELEASE DATE: 01.22.19 04.16.19 TB 03.15.19 TB 06.07.19 TB | APPROVAL: X _____ Date: _____ |
| TYPEFACE: Logo Typestyle (Frutiger 45 Light) | COLOR: ■ PMS Warm Grey #10 □ White HP vinyl | ■ MAP Black ■ PMS #201 Red | □ MAP Brushed Aluminum | SCALE: 1" = 1'-0" |
| DRAWN BY: TB | | | This drawing and the ideas expressed remain the confidential property of INNERFACE. This drawing and its ideas are not to be reproduced, copied, or disclosed to any other person or entity, without the expressed written consent of a representative or an agent of INNERFACE Architectural Signage Inc. All dimensions shown are approximate. Actual dimensions could vary due to the practical limitations of fabrication. Colors shown are for illustrative purposes only. Actual colors are to be determined by client specification. © | |



NOTE:
Message panel to be removable w/ counter sunk screws in the returns.

SIGN TYPE C - PEDESTRIAN DIRECTIONAL

S/F MONOLITH - Non Illuminated

Overall Sized: 56" h. x 24" w. x 5" deep S/F non illuminated monolith

- Dual internal 2" Steel poles, extended 42" for direct burial installation
- Brown Main cabinet - 52.5" h. x 24" w. x 3" deep Core Cabinet
- Silver accent Cabinet - 43.25" h. x 22" w. custom shaped accent cabinet
- Painted MAP Brushed Aluminum
- Header portion - 11" h. x 20" w. x 5" deep with digitally printed vinyl logo
- Painted MAP Black with Digitally printed HP vinyl logo applied
- Red accent pans - 33" h. x 20" w. custom shaped accent removable panel
- Painted PMS 201 Red
- Face to have White HP vinyl copy applied
- Cabinet painted PMS #10 Warm Gray, Black, Red and MAP Brushed Aluminum

Direct Burial Installation

Loc. 13 Side A

Loc. 13 - Side B




| | |
|---------------------------|---|
| Project #: R18370 | <input type="checkbox"/> Contour Cut |
| Date In: _____ | <input checked="" type="checkbox"/> Surface Print |
| Substrate: White HP vinyl | <input type="checkbox"/> Flat bed |
| Color: PMS 201C & Black | <input type="checkbox"/> Reverse Print |
| Loc: 13 (S/F) | <input checked="" type="checkbox"/> Laminated |
| Qty: 01 | |

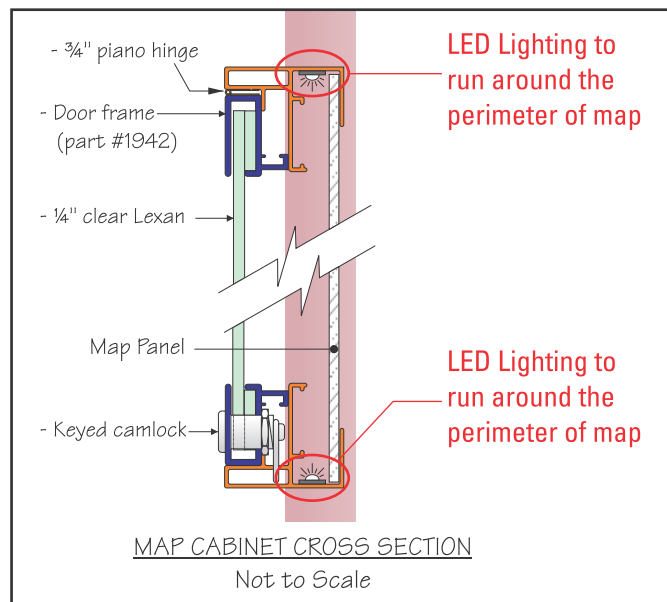
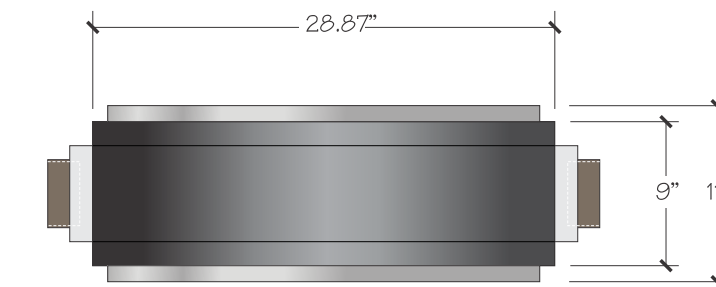
07

SIGN TYPE C

| | | | | |
|--|---|-----------------------------|---|---|
| PROJECT: R18370 Edgewood College | LOCATION: 13 | QTY: 01 | RELEASE DATE: 01.22.19 04.16.19 TB 03.15.19 TB 06.07.19 TB | APPROVAL: X _____ Date: _____ |
| TYPEFACE: Logo Typestyle (Frutiger 45 Light) | COLOR: ■ PMS Warm Grey #10 ■ MAP Black □ White HP vinyl ■ MAP Brushed Aluminum ■ PMS #201 Red | SCALE: 1" = 1'-0" | DRAWN BY: TB | This drawing and the ideas expressed remain the confidential property of INNERFACE. This drawing and its ideas are not to be reproduced, copied, or disclosed to any other person or entity, without the expressed written consent of a representative or an agent of INNERFACE Architectural Signage Inc. All dimensions shown are approximate. Actual dimensions could vary due to the practical limitations of fabrication. Colors shown are for illustrative purposes only. Actual colors are to be determined by client specification. © |



Loc. 36 & 37
Side A & B




SIGN TYPE B2 - CAMPUS DIRECTORY

D/F MONOLITH - LED's Illuminated

Overall Sized: 77"h. x 34.5"w. x 11" deep D/F internally illuminated monolith

- Dual internal 2.5" Steel poles, extended 42" for direct burial installation
- Brown Main cabinet - 71.625"h. x 34.5"w. x 4 1/4" deep Core Cabinet
- Silver accent Cabinet - 53"h. x 31 3/4"w. x 6" deep custom shaped accent cabinet
- Header portion (Illuminated)- 11 1/4"h. x 28.875"w. x 9" deep hinge body w/Bleed retainer
- Painted MAP Black
- Face to be routed and backed with White trans. acrylic
- Logo to be digitally printed trans. vinyl applied
- Returns Painted MAP Natural White
- Red accent pans - 42.75"h. x 28.875"w. custom shaped accent cabinet
- Painted PMS 201 Red with PMS 202 Red Watermark & clear coat
- (1) 29 1/2"h. x 27"w. hinged and lockable directory frame.
- Map will be applied to White acrylic panels (Digitally Printed map) with LED lighting to run around the perimeter of map
- Cabinet painted PMS #10 Warm Gray, Black, Red & MAP Brushed Aluminum
- Illumination by White LED with internal power supplies with Photo Cell and exterior on/off switch.

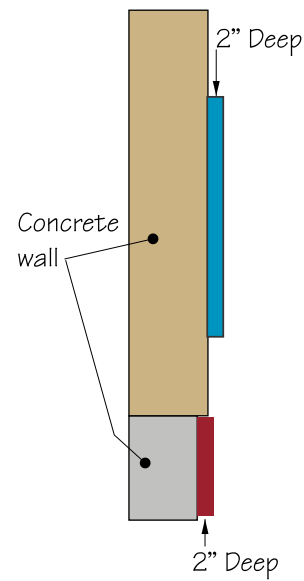


Night View

NOTE:
Map is a place holder - Waiting on real map

SIGN TYPE B2

| | | | | | | | | | | | | |
|---|--|---------------------------|---|---|---|---|-----------------------------------|--|---|--|-------------------------------|---|
| PROJECT: R18370 Edgewood College | LOCATION: 36 & 37 | QTY: 02 | RELEASE DATE: 01.21.19 03.15.19 TB 06.07.19 TB 01.25.19 TB 04.16.19 TB | APPROVAL: X _____ Date: _____ | | | | | | | | |
| TYPEFACE: Logo Typestyle (Frutiger 45 Light) | COLOR: PMS Warm Grey #10 PMS #202 Red (Watermark) | MAP Black PMS #201 Red | MAP Brushed Aluminum Oracal #017 Cherry Red | SCALE: 1" = 1'-0" | | | | | | | | |
| <table border="0"> <tr> <td><input checked="" type="checkbox"/> Contour Cut</td> <td><input checked="" type="checkbox"/> Ext. Int.</td> </tr> <tr> <td><input checked="" type="checkbox"/> Surface Print</td> <td><input type="checkbox"/> Flat bed</td> </tr> <tr> <td><input type="checkbox"/> Reverse Print</td> <td><input checked="" type="checkbox"/> Laminated</td> </tr> <tr> <td><input checked="" type="checkbox"/> 120v</td> <td><input type="checkbox"/> 277v</td> </tr> </table> | | | | <input checked="" type="checkbox"/> Contour Cut | <input checked="" type="checkbox"/> Ext. Int. | <input checked="" type="checkbox"/> Surface Print | <input type="checkbox"/> Flat bed | <input type="checkbox"/> Reverse Print | <input checked="" type="checkbox"/> Laminated | <input checked="" type="checkbox"/> 120v | <input type="checkbox"/> 277v | <p>DRAWN BY: TB</p> <p>This drawing and the ideas expressed remain the confidential property of INNERFACE. This drawing and its ideas are not to be reproduced, copied, or disclosed to any other person or entity, without the expressed written consent of a representative or an agent of INNERFACE Architectural Signage Inc. All dimensions shown are approximate. Actual dimensions could vary due to the practical limitations of fabrication. Colors shown are for illustrative purposes only. Actual colors are to be determined by client specification.</p> |
| <input checked="" type="checkbox"/> Contour Cut | <input checked="" type="checkbox"/> Ext. Int. | | | | | | | | | | | |
| <input checked="" type="checkbox"/> Surface Print | <input type="checkbox"/> Flat bed | | | | | | | | | | | |
| <input type="checkbox"/> Reverse Print | <input checked="" type="checkbox"/> Laminated | | | | | | | | | | | |
| <input checked="" type="checkbox"/> 120v | <input type="checkbox"/> 277v | | | | | | | | | | | |



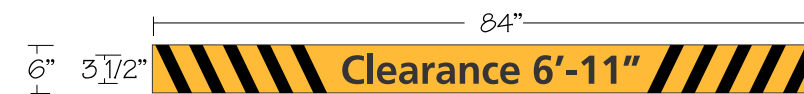
Parking Deck "P" disk , Non- Illuminated

- (Qty 1) -30"h x 30"w x 2" deep aluminum pan to mount over garage door openings.
- Paint panel PMS# 7460 & graphics to be White reflective vinyl.




Parking Deck overheads , Non- Illuminated

- (Qty 2) -12"h x 116"w x 2" deep aluminum pan W/ 2" alum angle frame to mount over garage door openings.
- Paint panel PMS# 201 & graphics to be White reflective vinyl.



Clearance Bar , Non- Illuminated

- (Qty 1) -6"h x 84"w PVC pipe painted PMS# 123 Yellow W/ Black reflective vinyl.
- Mount W/ aircraft cable over garage door openings.



PARKING DECK



| | | | | |
|--|--|--|--|---|
| PROJECT: R18370 Edgewood College | LOCATION: Parking Deck | QTY: As Noted | RELEASE DATE: 01.22.19 01.25.19 01.24.19 06.10.19 | APPROVAL: X _____ Date: _____ |
| TYPEFACE: Logo Typestyle (Frutiger 45 Light) | COLOR: White reflective vinyl PMS #123 Yellow | Black reflective vinyl PMS #201 Red | PMS 7460 Blue | SCALE: 1/2" = 1'-0" |
| | | | DRAWN BY: TB | This drawing and the ideas expressed remain the confidential property of INNERFACE. This drawing and its ideas are not to be reproduced, copied, or disclosed to any other person or entity, without the expressed written consent of a representative or an agent of INNERFACE Architectural Signage Inc. All dimensions shown are approximate. Actual dimensions could vary due to the practical limitations of fabrication. Colors shown are for illustrative purposes only. Actual colors are to be determined by client specification. © |



**PHOTO SHOWN FOR ILLUSTRATION PURPOSES ONLY,
NOT TO BE USED FOR ACCURATE DEPICTION!**

BUILDING ENTRANCE

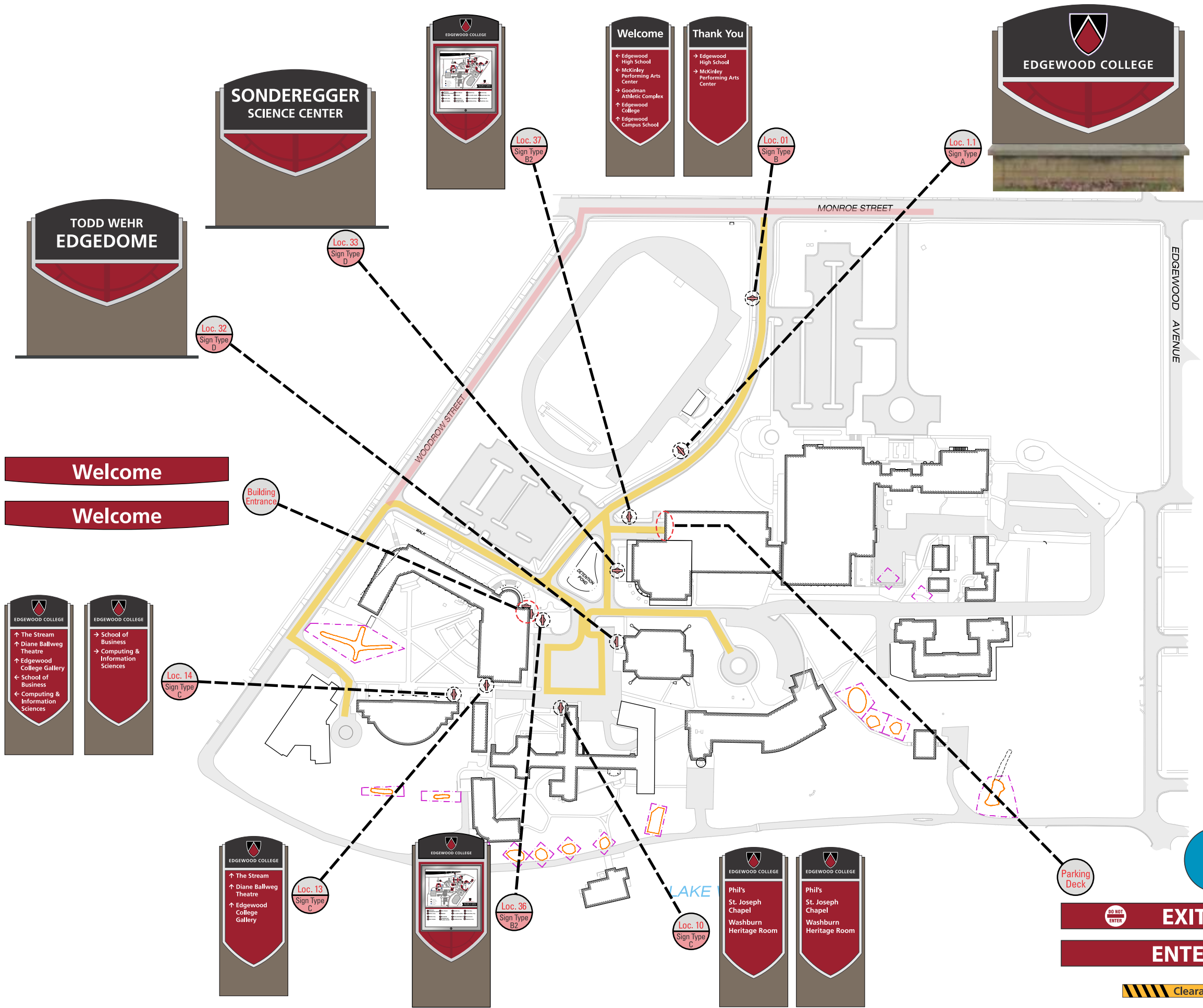
Building overheads , Non- Illuminated

- 18"h x 142"w x 2" deep aluminum clamshell/cabinet w/ 2" alum. frame to mount under door openings.
- Paint panel PMS# 201 & graphics to be White HP vinyl.
- 2" stub out w/ 1/4" alum plate w/ 4 mounting hole for ceiling mount.



10

| PROJECT: | LOCATION: | QTY: | RELEASE DATE: | APPROVAL: |
|------------------------------------|---|--------------|-------------------------------|--|
| R18370 Edgewood College | Building Entrance | 02 | 01.22.19 06.10.19 01.25.19 | X _____ Date: _____ |
| TYPEFACE: | COLOR: | SCALE: | DRAWN BY: | <small>This drawing and the ideas expressed remain the confidential property of INNERFACE. This drawing and its ideas are not to be reproduced, copied, or disclosed to any other person or entity, without the expressed written consent of a representative or an agent of INNERFACE Architectural Signage Inc. All dimensions shown are approximate. Actual dimensions could vary due to the practical limitations of fabrication. Colors shown are for illustrative purposes only. Actual colors are to be determined by client specification. ©</small> |
| Logo Typestyle (Frutiger 45 Light) | <input type="checkbox"/> White HP vinyl <input checked="" type="checkbox"/> PMS #201 Red | 3/8" = 1'-0" | TB | |



Client:



EDGEWOOD COLLEGE

Prepared By:

INNERFACE

DIRECTING
PEOPLE
BY DESIGN

5849 Peachtree Road
Atlanta, GA 30349
1.800.445.4796
www.wayfindingthatworks.com

Legend/Colors:

Submittals:

| | |
|--|--|
| | |
| | |
| | |
| | |
| | |
| | |
| | |
| | |

This drawing and the ideas expressed remain the confidential property of INNERFACE. This drawing and its ideas are not to be reproduced, copied, or disclosed to any other person or entity without the express written consent of a representative of INNERFACE.

Date Issued: 1/23/19, 4/10/19
06/07/19

Scale:

Drawn By: ROYAL / TB

Drawing Title:

Index – Existing Signage, pages 15-18

1. *Krantz Center* - High School, lakeside, raised letter, not illuminated.
2. *Edgewood Campus Grade School* - Campus School, lakeside, wood and paint, not illuminated.
3. *Edgewood Campus Grade School* - Campus School, lakeside, wood and paint, not illuminated (reverse).
4. *Krantz Center* – High School, lakeside, raised letter, not illuminated.
5. *Campus School* – Campus School, front of building, raised letter, not illuminated.
6. *Krantz Center* – High School, facing Edgewood College Drive, not illuminated.
7. *Main Entrance* – High School, front of building, window cling, not illuminated.
8. *Edgewood High School* – High School, facing Monroe Street, brick base, metal casing, illuminated.
9. *HS Parking, Main Entrance* – High School, facing Monroe Street, brick base, metal casing, illuminated.
10. *Edgewood High School* – High School, two-sided, on front lawn, perpendicular to Monroe Street, not illuminated.
11. *Edgewood High School* – High School, facing Monroe Street, engraved on brick column, not illuminated.
12. *Mazzuchelli Center* – Edgewood College, facing Park & Pleasure Drive, raised letter, not illuminated.
13. *Regina Hall* – Edgewood College, facing lakeside, raised letter, not illuminated.
14. *Marie Stephen Reges Hall* – Edgewood College, facing Monroe Street, raised letter, not illuminated.
15. *Oscar Rennebohm Library* – Edgewood College, facing Monroe Street, raised letter. Not illuminated.
16. *School of Business & Computer and Information Sciences* – Edgewood College, perpendicular to Monroe Street, applied letter on metal, not illuminated.
17. *Weber Hall* – Edgewood College, perpendicular to Monroe Street, raised letter, not illuminated.
18. *Regina Hall* – Edgewood College, facing Monroe Street, raised letter, not illuminated.
19. *Visitor Parking* – Edgewood College, perpendicular to Monroe Street, applied letter on metal, not illuminated.
20. *Henry J. Predolin Humanities Center* – Edgewood College, perpendicular to Monroe Street, raised letter, not illuminated.
21. *Wellness Center, Math Department, (etc.)* – Edgewood College, facing Monroe Street, applied letter on metal, not illuminated.
22. *Dominican Hall* – Edgewood College, facing Monroe Street, raised letter, not illuminated.
23. *Facilities Parking* – Edgewood College, facing Monroe Street, applied letter on metal, not illuminated.
24. *Marshall Hall* – Edgewood College, facing Edgewood Ave., raised letter, not illuminated.
25. *Fac/ Staff Parking Only* – Edgewood College, facing lakeside, applied letter on metal, not illuminated.
26. *Eddy's C-Store, Wellness Center, Math Department, (etc.)* – Edgewood College, facing Edgewood Ave., applied letter on metal, not illuminated.

27. *Welcome, Math Department, etc.* – Edgewood College, facing lakeside, window cling, not illuminated.
28. *Wellness Center* – Edgewood College, facing lakeside, window cling, not illuminated.
29. *Wellness Center, Math Department, (etc.)* – Edgewood College, facing Monroe Street, applied letter on metal, not illuminated.
30. *Edgewood Campus Grade School* - Campus School, lakeside, wood and paint, not illuminated (reverse – additional view of #3 above)
31. *Edgewood Campus School* – Campus School, facing Monroe Street, brick base, metal casing, illuminated.
32. *Sonderegger Science Center* – Shared use facility – sign to be replaced with approval of CDR.
33. *Sonderegger Science Center* – shared use, facing Woodrow, raised letter, not illuminated.
34. *No Parking Fire Lane* – inner drive, applied letter on metal, not illuminated.
35. *Todd Weber Edgedome* – shared use facility, facing Woodrow, raised letter, not illuminated.
36. *This Entrance is Closed...* - Edgewood College, facing Woodrow, applied letter on metal, not illuminated.
37. *Edgewood College* – Edgewood College, facing Woodrow, raised letter, not illuminated.
38. *The Stream, Diane Balhweg Theatre* – Edgewood College, facing Monroe Street, raised letter, not illuminated.
39. *Truth, Compassion, Partnership, Justice, Community* – Edgewood College, mounted on light pole, vinyl banner not illuminated.
40. *Welcome to Edgewood College* – Edgewood College, mounted on light pole, vinyl banner, not illuminated.

General Rules – Signage

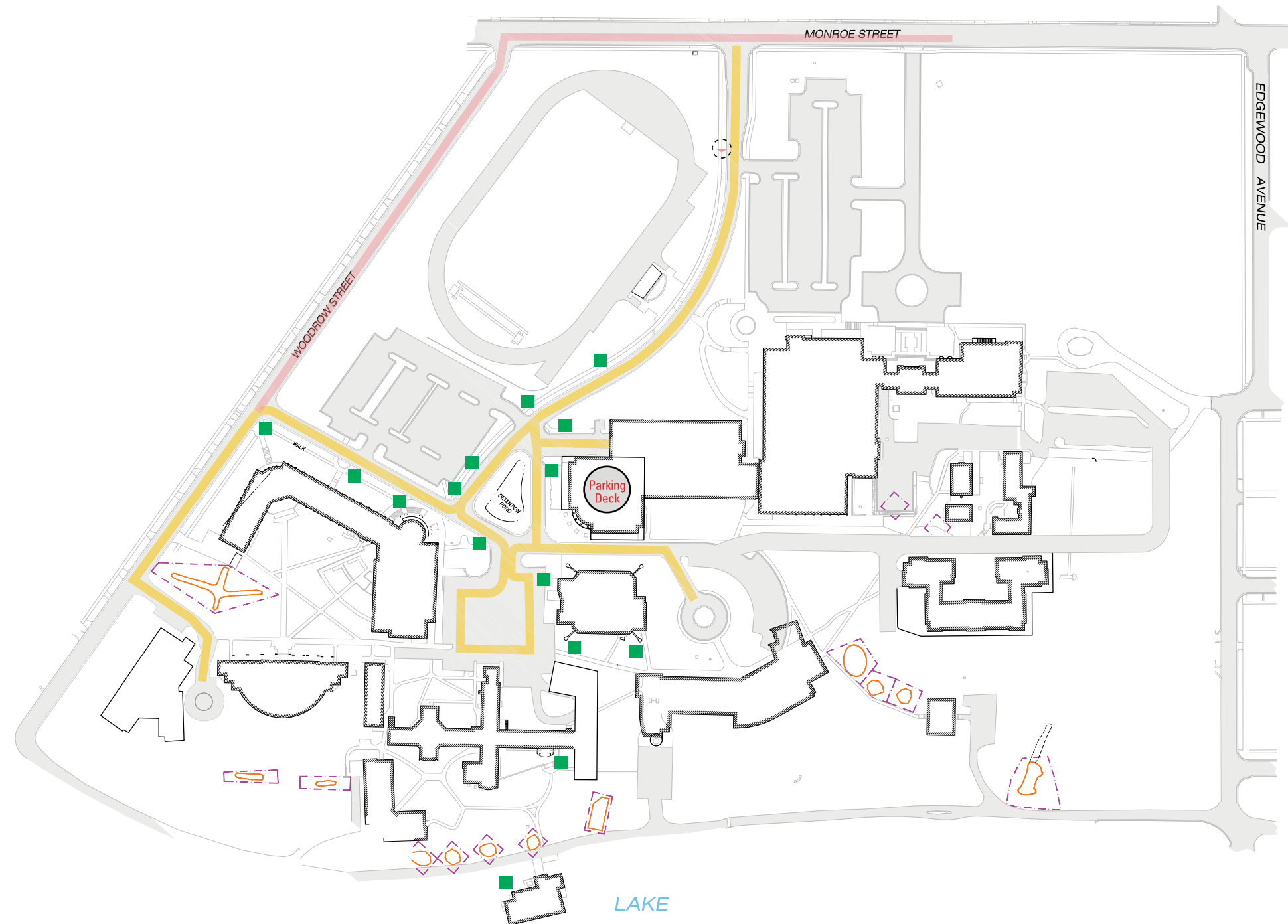
Comprehensive Design Review – Edgewood Campus

July 2019

Building identifications are raised letter, pin-mounted on the exterior of the building, and not illuminated. The raised letters may vary in size from 6” up to 12”, depending on the size of the building and the height of the lettering from the ground.

All signs must adhere to the seven standards of the Comprehensive Design Review. Changes to existing signage, and any new signage, will be subject to approval by the UDC as outlined in the Comprehensive Design Review instructions.

■ Light Pole Banner Locations



Client:



EDGEWOOD COLLEGE

Prepared By:

INNERFACE

DIRECTING
PEOPLE
BY DESIGN

5849 Peachtree Road
Atlanta, GA 30349
1.800.445.4796
www.wayfindingthatworks.com

Legend/Colors:

Submittals:

| | |
|--|--|
| | |
| | |
| | |
| | |
| | |
| | |
| | |
| | |

This drawing and the ideas expressed remain the confidential property of INNERFACE. This drawing and its ideas are not to be reproduced, copied, or disclosed to any other person or entity without the express written consent of a representative of INNERFACE.

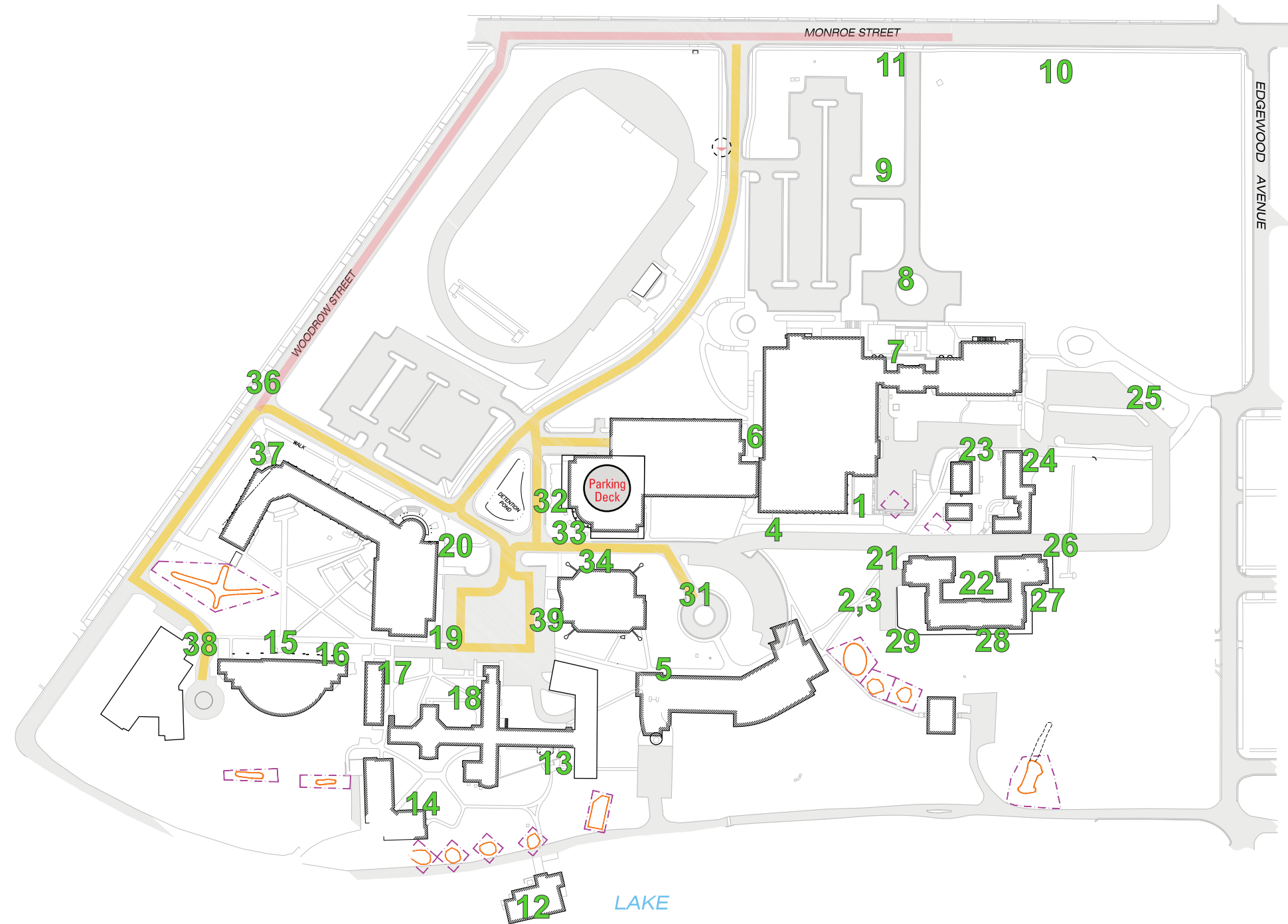
Date Issued: 1/23/19, 4/10/19
06/07/19

Scale:

Drawn By: ROYAL / TB

Drawing Title:

Existing Signage Map
Please Refer to Index



Client:



EDGEWOOD COLLEGE

Prepared By:

INNERFACE

DIRECTING
PEOPLE
BY DESIGN

5849 Peachtree Road
Atlanta, GA 30349
1.800.445.4796
www.wayfindingthatworks.com

Legend/Colors:

Submittals:

| | |
|--|--|
| | |
| | |
| | |
| | |
| | |
| | |
| | |
| | |

This drawing and the ideas expressed remain the confidential property of INNERFACE. This drawing and its ideas are not to be reproduced, copied, or disclosed to any other person or entity without the express written consent of a representative of INNERFACE.

Date Issued: 1/23/19, 4/10/19
06/07/19

Scale:

Drawn By: ROYAL / TB

Drawing Title:



1



2




3



4



5



6



7



8



9



10



11

| | | | | | |
|-------------------------------------|------------------|-------------|------------------------------------|----------------------|---|
| PROJECT: Edgewood College | LOCATION: | QTY: | RELEASE DATE: 5/22/19 TR | <h1>High School</h1> | APPROVAL: X _____ Date: _____ |
| TYPEFACE: | COLOR: | | SCALE: | | DRAWN BY: TR |



| | | | | | | |
|------------------------------|-----------|--------|-----------------------------|----------------|--|-----------|
| PROJECT: Edgewood College | LOCATION: | QTY: | RELEASE DATE: 5/22/19 TR | College | APPROVAL: X _____ Date: _____ | 16 |
| TYPEFACE: | COLOR: | SCALE: | DRAWN BY: TR | | <small>This drawing and the ideas expressed remain the confidential property of INNERFACE. This drawing and its ideas are not to be reproduced, copied, or disclosed to any other person or entity, without the expressed written consent of a representative or an agent of INNERFACE Architectural Signage Inc. All dimensions shown are approximate. Actual dimensions could vary due to the practical limitations of fabrication. Colors shown are for illustrative purposes only. Actual colors are to be determined by client specification. ©</small> | |




Duplicate see # 2 & 3



| | | | | | |
|------------------------------|-----------|--------|-----------------------------|--|---|
| PROJECT: Edgewood College | LOCATION: | QTY: | RELEASE DATE: 5/22/19 TR | College & Campus Elementary | APPROVAL: X _____ Date: _____ |
| TYPEFACE: | COLOR: | SCALE: | DRAWN BY: TR | | This drawing and the ideas expressed remain the confidential property of INNERFACE. This drawing and its ideas are not to be reproduced, copied, or disclosed to any other person or entity, without the expressed written consent of a representative or an agent of INNERFACE Architectural Signage Inc. All dimensions shown are approximate. Actual dimensions could vary due to the practical limitations of fabrication. Colors shown are for illustrative purposes only. Actual colors are to be determined by client specification. © |



| | | | | | | |
|--|--|-----------|--------|-----------------------------|----------------------------------|--|
| PROJECT: Edgewood College | | LOCATION: | QTY: | RELEASE DATE: 5/22/19 TR | APPROVAL: X _____ Date: _____ | |
| TYPEFACE: | | | COLOR: | SCALE: | DRAWN BY: TR | <small>This drawing and the ideas expressed remain the confidential property of INNERFACE. This drawing and its ideas are not to be reproduced, copied, or disclosed to any other person or entity, without the expressed written consent of a representative or an agent of INNERFACE Architectural Signage Inc. All dimensions shown are approximate. Actual dimensions could vary due to the practical limitations of fabrication. Colors shown are for illustrative purposes only. Actual colors are to be determined by client specification. ©</small> |
| <h2 style="color: red;">College & High School</h2> | | | | | | |



| | | | | |
|-------------------------------------|------------------|---------------|--|--|
| PROJECT: Edgewood College | LOCATION: | QTY: | RELEASE DATE: 5/22/19 TR 7/10/19 TR | APPROVAL: X _____ Date: _____ |
| TYPEFACE: | COLOR: | SCALE: | DRAWN BY: TR | <small>This drawing and the ideas expressed remain the confidential property of INNERFACE. This drawing and its ideas are not to be reproduced, copied, or disclosed to any other person or entity, without the expressed written consent of a representative or an agent of INNERFACE Architectural Signage Inc. All dimensions shown are approximate. Actual dimensions could vary due to the practical limitations of fabrication. Colors shown are for illustrative purposes only. Actual colors are to be determined by client specification. ©</small> |
| | | | | |



| PROJECT: | LOCATION: | QTY: | RELEASE DATE: | APPROVAL: |
|------------------|-----------|--------|--------------------------|--|
| Edgewood College | | | 5/22/19 TR 7/10/19 TR | X _____ Date: _____ |
| TYPEFACE: | COLOR: | SCALE: | DRAWN BY: | <small>This drawing and the ideas expressed remain the confidential property of INNERFACE. This drawing and its ideas are not to be reproduced, copied, or disclosed to any other person or entity, without the expressed written consent of a representative or an agent of INNERFACE Architectural Signage Inc. All dimensions shown are approximate. Actual dimensions could vary due to the practical limitations of fabrication. Colors shown are for illustrative purposes only. Actual colors are to be determined by client specification. ©</small> |
| | | | TR | |



13



14




15



16



17



18

| | | | | |
|--|------------------|-------------|--|---|
| PROJECT: Edgewood College | LOCATION: | QTY: | RELEASE DATE: 5/22/19 TR 7/10/19 TR | APPROVAL: X _____ Date: _____ |
| TYPEFACE: | COLOR: | | SCALE: | DRAWN BY: TR |
| <small>This drawing and the ideas expressed remain the confidential property of INNERFACE. This drawing and its ideas are not to be reproduced, copied, or disclosed to any other person or entity, without the expressed written consent of a representative or an agent of INNERFACE Architectural Signage Inc. All dimensions shown are approximate. Actual dimensions could vary due to the practical limitations of fabrication. Colors shown are for illustrative purposes only. Actual colors are to be determined by client specification. ©</small> | | | | |



19



20



21



22



23



24

22

| | | | | |
|-------------------------------------|------------------|---------------|--|--|
| PROJECT: Edgewood College | LOCATION: | QTY: | RELEASE DATE: 5/22/19 TR 7/10/19 TR | APPROVAL: X _____ Date: _____ |
| TYPEFACE: | COLOR: | SCALE: | DRAWN BY: TR | <small>This drawing and the ideas expressed remain the confidential property of INNERFACE. This drawing and its ideas are not to be reproduced, copied, or disclosed to any other person or entity, without the expressed written consent of a representative or an agent of INNERFACE Architectural Signage Inc. All dimensions shown are approximate. Actual dimensions could vary due to the practical limitations of fabrication. Colors shown are for illustrative purposes only. Actual colors are to be determined by client specification. ©</small> |
| | | | | |



23

| | | | | |
|-------------------------------------|------------------|---------------|--|--|
| PROJECT: Edgewood College | LOCATION: | QTY: | RELEASE DATE: 5/22/19 TR 7/10/19 TR | APPROVAL: X _____ Date: _____ |
| TYPEFACE: | COLOR: | SCALE: | DRAWN BY: TR | <small>This drawing and the ideas expressed remain the confidential property of INNERFACE. This drawing and its ideas are not to be reproduced, copied, or disclosed to any other person or entity, without the expressed written consent of a representative or an agent of INNERFACE Architectural Signage Inc. All dimensions shown are approximate. Actual dimensions could vary due to the practical limitations of fabrication. Colors shown are for illustrative purposes only. Actual colors are to be determined by client specification. ©</small> |
| | | | | |



32



33



34



35

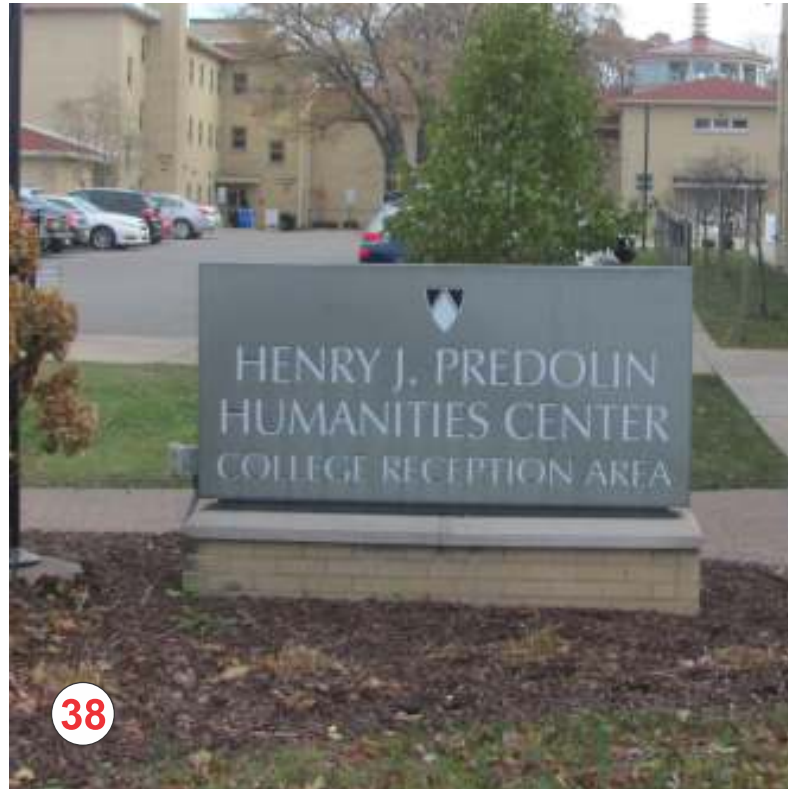


36




37

| PROJECT: | LOCATION: | QTY: | RELEASE DATE: | APPROVAL: |
|------------------|-----------|--------|--------------------------|--|
| Edgewood College | | | 5/22/19 TR 7/10/19 TR | X _____ Date: _____ |
| TYPEFACE: | COLOR: | SCALE: | DRAWN BY: | <small>This drawing and the ideas expressed remain the confidential property of INNERFACE. This drawing and its ideas are not to be reproduced, copied, or disclosed to any other person or entity, without the expressed written consent of a representative or an agent of INNERFACE Architectural Signage Inc. All dimensions shown are approximate. Actual dimensions could vary due to the practical limitations of fabrication. Colors shown are for illustrative purposes only. Actual colors are to be determined by client specification. ©</small> |
| | | | TR | |



38



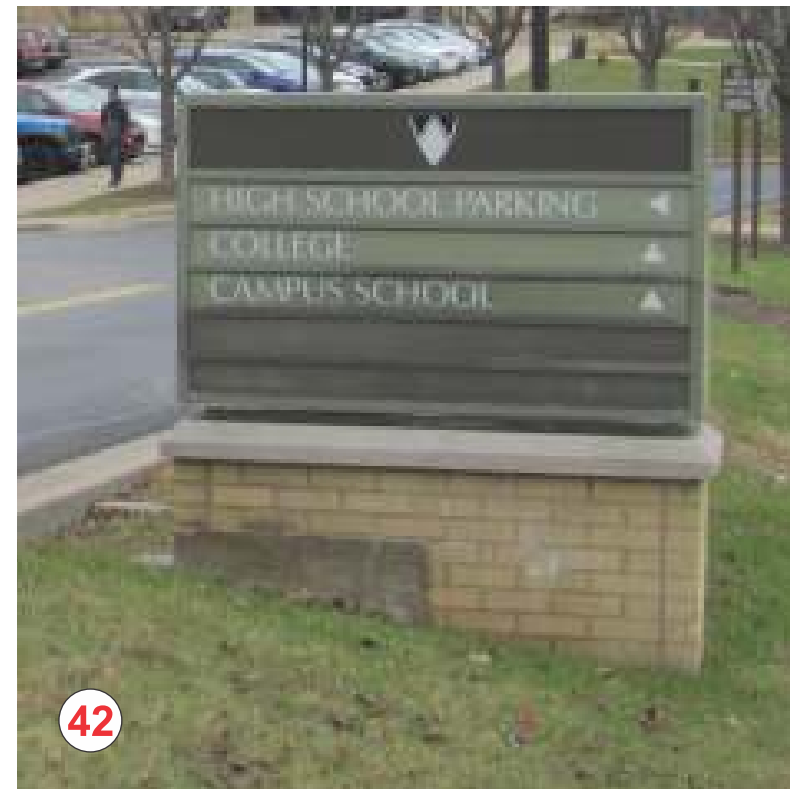
39



40



41



42




43

| | | | | |
|-------------------------------------|------------------|---------------|--|--|
| PROJECT: Edgewood College | LOCATION: | QTY: | RELEASE DATE: 5/22/19 TR 7/10/19 TR | APPROVAL: X _____ Date: _____ |
| TYPEFACE: | COLOR: | SCALE: | DRAWN BY: TR | <small>This drawing and the ideas expressed remain the confidential property of INNERFACE. This drawing and its ideas are not to be reproduced, copied, or disclosed to any other person or entity, without the expressed written consent of a representative or an agent of INNERFACE Architectural Signage Inc. All dimensions shown are approximate. Actual dimensions could vary due to the practical limitations of fabrication. Colors shown are for illustrative purposes only. Actual colors are to be determined by client specification. ©</small> |
| | | | | |



44



45



46



47

26

| | | | | |
|-------------------------------------|------------------|---------------|--|--|
| PROJECT: Edgewood College | LOCATION: | QTY: | RELEASE DATE: 5/22/19 TR 7/10/19 TR | APPROVAL: X _____ Date: _____ |
| TYPEFACE: | COLOR: | SCALE: | DRAWN BY: TR | <small>This drawing and the ideas expressed remain the confidential property of INNERFACE. This drawing and its ideas are not to be reproduced, copied, or disclosed to any other person or entity, without the expressed written consent of a representative or an agent of INNERFACE Architectural Signage Inc. All dimensions shown are approximate. Actual dimensions could vary due to the practical limitations of fabrication. Colors shown are for illustrative purposes only. Actual colors are to be determined by client specification. ©</small> |