



Department of Planning & Community & Economic Development  
Community Development Division

**Madison Senior Center**  
**January 2019 Report**

<b>PARTICIPANT / ACTIVITY</b>	<b>Monthly</b>	<b>YTD</b>	<b>2018 YTD</b>
New Enrolled Participants 55+	22	22	32
Unduplicated Participants 55+	240	240	270
Activity/Program Visits	1,497	1,497	1,899
Number of Programs	202	202	202

<b>VOLUNTEER</b>	<b>Monthly</b>	<b>YTD</b>	<b>2018 YTD</b>
New Enrolled Volunteers	4	4	3
Unduplicated Volunteers	49	49	52
Hours of Service	330	330	385

"Who Matters" Exhibit installed by volunteers. 4 snow days led to diminished hours

<b>FACILITY USE</b>	<b>Monthly</b>	<b>YTD</b>	<b>2018 YTD</b>
Collaborative Event Visits	11 (1)	11 (1)	0
Rental Visits	2,240	2,240	2,115
Rental Events	11	11	10
Rental Income	\$7,266	\$7,266	\$6,669

<b>TOTAL</b>	<b>Monthly</b>	<b>YTD</b>	<b>2018 YTD</b>
Unduplicated Program Attendees	271	271	304
Total Building Visits	3,883	3,883	4,181

**Senior Center & Senior Services Manager's Activities**

Attended CDD staff meetings; completed overview of contract management with L Noel; established working relationship with MPD for safety initiative planning and training; established relationship with Foundation board member R Luskin for fund and donor development planning and training; met with staff to gain greater understanding of position duties and responsibilities, conferred with HR Liason Abel-Halim; engaged in Legistar training with City Clerk staff; established relationship with community outreach coordinator at WI Institute for Healthy Aging and placemake for presentation at Annual Meeting in April. Attended CoA meeting. Attended Comm Services Committee meeting re SEA Elderly Services contract; Attended meeting with Madison Comm Foundation to establish relationship and get an overview of service provision. Collaboration meeting with Scott Frank, Oakwood East and Jacob Tissue, MSCR. Met with NewBridge Nutrition Site coordinator. Facilitated 1st of 2 safety meetings with MPD. Facilitated Director Meet & Greet. Interacted with volunteers and participants to build relationship and to further understand Center services and participant needs.



Department of Planning & Community & Economic Development  
Community Development Division

**Madison Senior Center**  
**February 2019 Report**

<b>PARTICIPANT / ACTIVITY</b>	<b>Monthly</b>	<b>YTD</b>	<b>2018 YTD</b>
New Enrolled Participants 55+	14	36	53
Unduplicated Participants 55+	317	375	399
Activity/Program Visits	1,780	3,277	3,939
Number of Programs	214	416	430

<b>VOLUNTEER</b>	<b>Monthly</b>	<b>YTD</b>	<b>2018 YTD</b>
New Enrolled Volunteers	2	6	5
Unduplicated Volunteers	76	83	98
Hours of Service	514	844	963

<b>FACILITY USE</b>	<b>Monthly</b>	<b>YTD</b>	<b>2018 YTD</b>
Collaborative Event Visits	0	11 (1)	0
Rental Visits	1,869	4,109	4,505
Rental Events	11	22	18
Rental Income	\$6,716	\$13,982	\$10,557

<b>TOTAL</b>	<b>Monthly</b>	<b>YTD</b>	<b>2018 YTD</b>
Unduplicated Program Attendees	351	421	451
Total Building Visits	3,963	7,846	8,866

**Senior Center & Senior Services Manager's Activities**

Attended AAA Board Meeting. Established collaboration with UW School of Nursing Asst Professor Byovski-Gilmore who studies brain health. Established collaboration with Cherokee Country Club for possible fundraising event in 2020. Attended WASC meeting. Participated in Finance committee meeting re SEA CM & Services funding process. Attended management meetings with CDD. Attended Human Services meeting with City Mgrs. and Mayor. Completed SWOT analysis for purposes of marketing material. Met with Outreach staff and volunteers to determine level of staff involvement in Senior Alliance. Attended legislative briefing on Policies for Dementia Friendly Communities in WI. Met with Org Dev staff re Performance Excellence and team development. Met w/staff re Annual Meeting plans. Attended Common Council meeting re SEA senior services and case mgmt funding process. Participated in Results Madison meeting with CDD staff. Attended DMI meeting. Recorded Senior Beat.







Department of Planning & Community & Economic Development  
Community Development Division

**Madison Senior Center**  
**March 2019 Report**

<b>PARTICIPANT / ACTIVITY</b>	<b>Monthly</b>	<b>YTD</b>	<b>2018 YTD</b>
New Enrolled Participants 55+	20	56	64
Unduplicated Participants 55+	374	478	491
Activity/Program Visits	2,506	5,783	6,499
Number of Programs	288	704	708

<b>VOLUNTEER</b>	<b>Monthly</b>	<b>YTD</b>	<b>2018 YTD</b>
New Enrolled Volunteers	0	6	6
Unduplicated Volunteers	106	110	118
Hours of Service	711	1,555	1,552

<b>FACILITY USE</b>	<b>Monthly</b>	<b>YTD</b>	<b>2018 YTD</b>
Collaborative Event Visits	51 (1)	62 (2)	0
Rental Visits	2,644	6,753	7,256
Rental Events	15	37	29
Rental Income	\$1,210	\$15,192	\$15,650

<b>TOTAL</b>	<b>Monthly</b>	<b>YTD</b>	<b>2018 YTD</b>
Unduplicated Program Attendees	416	545	566
Total Building Visits	5,473	13,319	14,452

**Director's Activities**

Established relationship with Bright Star rep. Met with Newbridge ED Hendrickson. Reviewed MSC demographics. Facilitated staff meetings. Attended AAA Board meeting. Attended Case Mgmt Standardization meeting at AAA. SEA Elderly Services and Case Mgmt Concept draft paper written. Met 1:1 with staff. Revised Foundation Board Member PD. Attended DPCED quarterly meeting. Determined 2019 program budget. Established new collaborations with EPIC and US Cellular. Organized team photo shoot for marketing. Continued staff work with R. Luskin on marketing and fundraising. Met with CDD staff to set Results Madison measures. Completed staff training in CRASE. Met with OD staff re strategic plan for Performance Excellence. Met with Foundation President re fundraising and board development. Reviewed software demo for possible replacement of RecTrac. Est. collaboration with Cycling without Age. Consulted with AAA staff on CM for SEA elders. Facilitated coffee with Center participants. Met with Outreach staff to review progress with new Senior Alliance affiliation parameters. Began work on staff position descriptions. Introduced CDA Triangle staff to Sr. Center staff and operations. Attended CDD meetings. Established collaboration with Local Voices Network. Attended DMI Quality of Life meeting. Est. collaboration with AP College of Nursing UW-Milw & interviewed on Ageism for Senior Beat . Completed Performance Excellence SWOT analysis with OD staff. Recorded Senior Beat.

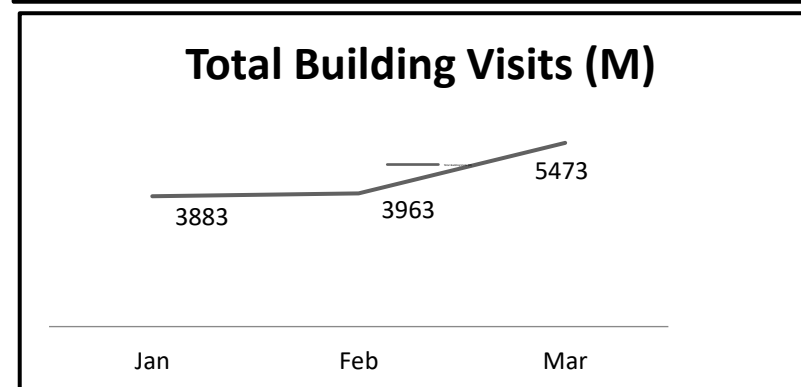
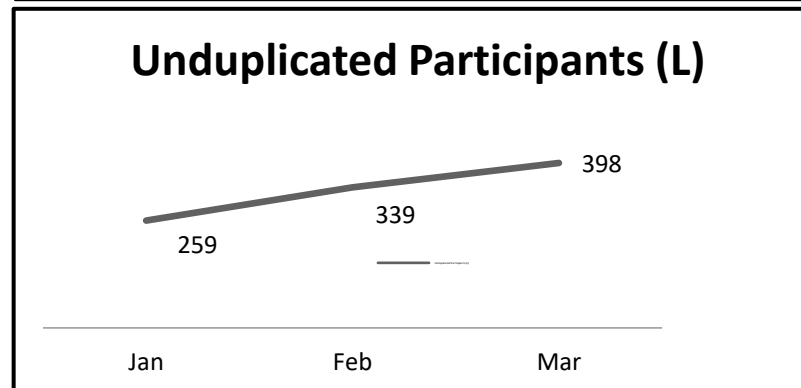
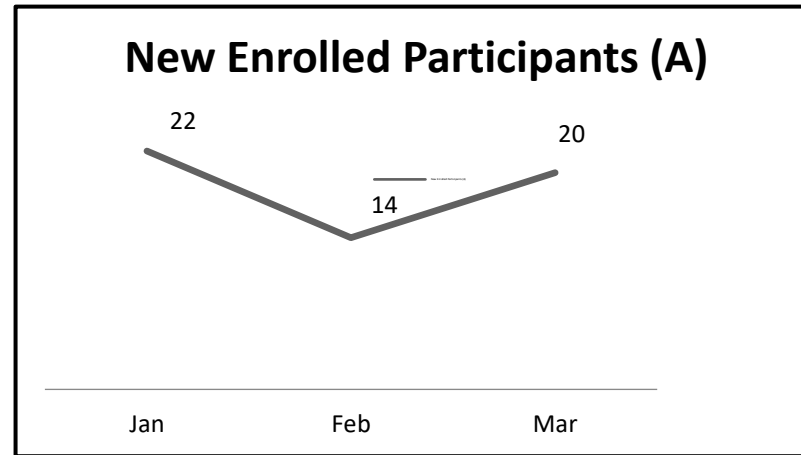








	Guests (L)	New Enrolled Participants (A)	Unduplicated Participants (L)	Total Building Visits (M)
Jan	12	22	259	3883
Feb	12	14	339	3963
Mar	18	20	398	5473
	42	56	996	13319





Department of Planning & Community & Economic Development  
Community Development Division

**Madison Senior Center**  
**April 2019 Report**

<b>PARTICIPANT / ACTIVITY</b>	<b>Monthly</b>	<b>YTD</b>	<b>2018 YTD</b>
New Enrolled Participants 55+	17	73	79
Unduplicated Participants 55+	373	527	555
Activity/Program Visits	2,633	8,416	9,106
Number of Programs	295	999	982

<b>VOLUNTEER</b>	<b>Monthly</b>	<b>YTD</b>	<b>2018 YTD</b>
New Enrolled Volunteers	1	7	6
Unduplicated Volunteers	102	122	130
Hours of Service	750	2,305	2,166

<b>FACILITY USE</b>	<b>Monthly</b>	<b>YTD</b>	<b>2018 YTD</b>
Collaborative Event Visits (#)	46 (1)	108 (3)	50 (1)
Rental Visits	911	7,664	7,923
Rental Events	10	47	35
Rental Income	\$2,447	\$17,639	\$16,531

<b>TOTAL</b>	<b>Monthly</b>	<b>YTD</b>	<b>2018 YTD</b>
Unduplicated Program Attendees	418	611	636
Total Building Visits	3,885	17,204	18,066

**Director's Activities**

Met with Mayor Satya re Senior Center priorities. Continued to gather quotes for Capital Fund work. Continued to advocate for second hand smoke pollution in office. Participated in CDD quarterly division meeting reporting out on Sr Ctr activities. Collaboration meetings with AAA, Public Health. Developed Foundation Board Member Responsibilities and revised foundation donor report with Foundation President Sally Miley. Met with Mad Comm Foundation re fundraising contract. Established collaboration with WIHA to recruit leaders for EB PALS program, directed recruitment efforts. Participated in work group with AAA to develop standardized case management measures. Participated in DPCED quarterly meeting. Contributed article for Annual Report. Established Senior Ctr metrics for Results Madison. Worked on concept paper for SE Asian Senior Services RFP. Met with DCHS re Targeted CM and CCS funding. Established relationship with EPIC re software development for seniors. Attended ASA conference. Staffed PAC. Provided SC updates to Deputy Mayor Crawley. Worked on SEA RFP.









Department of Planning & Community & Economic Development  
 Community Development Division

**Madison Senior Center**  
**May 2019 Report**

<b>PARTICIPANT / ACTIVITY</b>	<b>Monthly</b>	<b>YTD</b>	<b>2018 YTD</b>
New Enrolled Participants 55+	23	96	87
Unduplicated Participants 55+	311	569	580
Activity/Program Visits	2,179	10,595	11,111
Number of Programs	248	1,247	1,211

<b>VOLUNTEER</b>	<b>Monthly</b>	<b>YTD</b>	<b>2018 YTD</b>
New Enrolled Volunteers	1	8	9
Unduplicated Volunteers	85	157	146
Hours of Service	490	2,795	2,672

<b>FACILITY USE</b>	<b>Monthly</b>	<b>YTD</b>	<b>2018 YTD</b>
Collaborative Event Visits (#)	87 (1)	195 (4)	80 (2)
Rental Visits	480	8,144	7,995
Rental Events	10	57	39
Rental Income	\$2,068	\$19,707	\$17,441

<b>TOTAL</b>	<b>Monthly</b>	<b>YTD</b>	<b>2018 YTD</b>
Unduplicated Program Attendees	349	669	673
Total Building Visits	2,958	20,162	20,390

**Director's Activities**

Established partnership with Sankofa Street Outreach Team. Continued work on SEA RFP Guidelines, Applications and Score sheets. Worked with Ofc Mgr and Atty's ofc re contract revisions. Established relationship with Ken Loving, Access Community Health and Outreach Services. Met with AARP and DMI Inc re Age Friendly Community application. Continued to advocate for second hand smoke mitigation in office. Attended Racial Equity Summit sponsored by Urban League. Conducted application workshop for SE Asian RFP applicants. Began work on CDD Op Budget, finished up Cap Budget. Recorded Senior Beat. Attended meeting at Freedom Inc re RFP Guideline clarifications. Met with DPCED Interim Director re Sr Ctr priorities. Met with NewBridge re future collaborations and SEA RFP clarifications. Attended Elderly Services Network Mtg.









Department of Planning & Community & Economic Development  
Community Development Division

**Madison Senior Center**  
**June 2019 Report**

<b>PARTICIPANT / ACTIVITY</b>	<b>Monthly</b>	<b>YTD</b>	<b>2018 YTD</b>
New Enrolled Participants 55+	52	148	105
Unduplicated Participants 55+	285	627	611
Activity/Program Visits	1,934	12,529	13,035
Number of Programs	225	1,472	1,433

<b>VOLUNTEER</b>	<b>Monthly</b>	<b>YTD</b>	<b>2018 YTD</b>
New Enrolled Volunteers	2	10	12
Unduplicated Volunteers	41	160	150
Hours of Service	242	3,360	3,118

MSC has ceased counting volunteer hours from the NewBridge Nutrition Site.

<b>FACILITY USE</b>	<b>Monthly</b>	<b>YTD</b>	<b>2018 YTD</b>
Collaborative Event Visits	141 (5)	336 (9)	103 (3)
Rental Visits	359	8,503	8,331
Rental Events	11	68	44
Rental Income	\$1,515	\$21,222	\$19,061

<b>TOTAL</b>	<b>Monthly</b>	<b>YTD</b>	<b>2018 YTD</b>
Unduplicated Program Attendees	309	732	708
Total Building Visits	2,594	22,756	22,868

**Director's Activities**

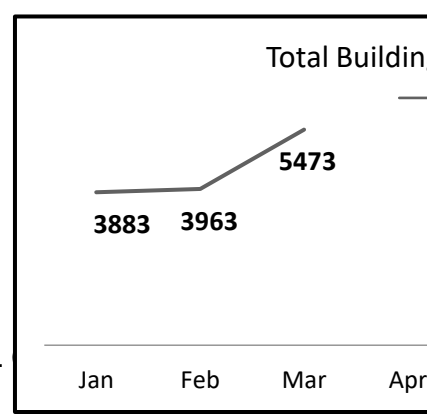
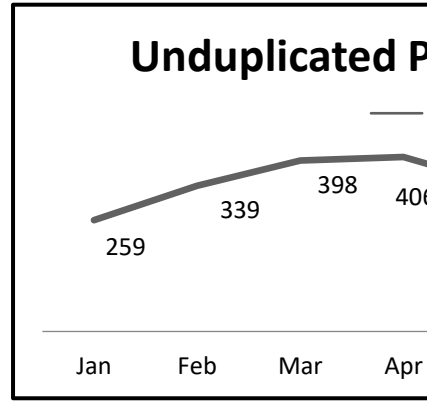
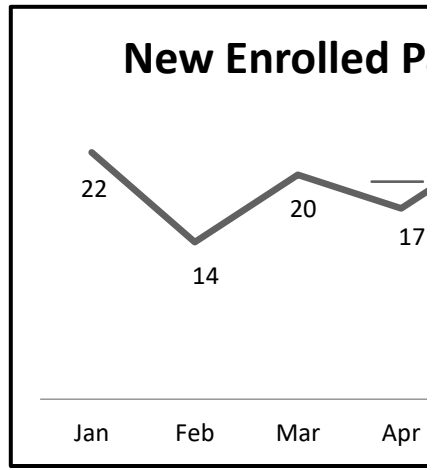
Interviewed 3 potential review panel members from SEA community for SEA RFP. Met with Alder Verveer, Parks Eric Knepp and Kay Rutledge & J Okeefe re courtyard conversion to park. Continued work on operating budget. Interviewed possible CoA Board Members Ben Obregon, Eileen Mershart and Karen Kane; referred to Mayor for consideration. Obregon's application approved and Council appointed 6/25/19. Continued departmental work on Op Budget. Met with Sridevi Mohan, Jason Ilstrup continuing work on AFC application and work plan. Met with horticulturist and beekeeper from Allen Centennial Gardens re pollinator gardens and beekeeping. Met w NewBridge re Nutrition Site MOU. Updated Deputy Mayor Crawley on Sr Ctr issues. Met with Eileen Mershart re strategic planning. Pitched Prepare to Care program to PC Hunt and Intern Wunsch, set goals for planning and implementation. Met with Greg Mickels of Mad Public Library re collaboration. Directed staff in writing position descriptions, met to review. Participated in TFOGS meeting. Participated in Attendant interviews. Supervised completion of accreditation process. Facilitated coffee with participants. Conducted SEA Presentations and Review Panel Discussion. Recommended funding allocations for SEA RFP. Oriented Deputy Mayor Vakunta to Sr Ctr.








	Guests (L)	New Enrolled Participants (A)	Unduplicated Participants (L)	Total Building Visits (M)
Jan	12	22	259	3883
Feb	12	14	339	3963
Mar	18	20	398	5473
Apr	12	17	406	
May	12	23	337	
Jun				
	66	96	1739	13319




Established partnership with Sankofa Street Outreach Team.

### Participants (A)



### Participants (L)



### g Visits (M)



ets. Worked with Ofc Mgr and Atty's ofc re contract revisions. Established relation

Meeting with Ken Loving, Access Community Health and Outreach Services. Met with AARP and DMI Inc re Age Frien

dly Community application. Continued to advocate for second hand smoke mitigation in office. Attended Racial Equ



ity Summit sponsored by Urban League. Conducted application workshop for SE Asian RFP applicants. Began worl

k on CDD Op Budget, finished up Cap Budget. Recorded Senior Beat. Attended meeting at Freedom Inc re RFP Gu

Guideline clarifications. Met with DPCED Interim Director re Sr Ctr priorities. Met with NewBridge re future collaborator

rs and SEA RFP clarifications.Attended Elderly Services Network Mtg.



Department of Planning & Community & Economic Development  
 Community Development Division

**Madison Senior Center**  
**July 2019 Report**

<b>PARTICIPANT / ACTIVITY</b>	<b>Monthly</b>	<b>YTD</b>	<b>2018 YTD</b>
New Enrolled Participants 55+	6	154	117
Unduplicated Participants 55+	249	637	631
Activity/Program Visits			14,943
Number of Programs			1,648

<b>VOLUNTEER</b>	<b>Monthly</b>	<b>YTD</b>	<b>2018 YTD</b>
New Enrolled Volunteers	2	12	15
Unduplicated Volunteers	42	161	157
Hours of Service	261	3,621	3,538

<b>FACILITY USE</b>	<b>Monthly</b>	<b>YTD</b>	<b>2018 YTD</b>
Collaborative Event Visits			211 (8)
Rental Visits			8,472
Rental Events			52
Rental Income			\$19,241

<b>TOTAL</b>	<b>Monthly</b>	<b>YTD</b>	<b>2018 YTD</b>
Unduplicated Program Attendees	271	744	735
Total Building Visits			25,189

<b>Director's Activities</b>
Established partnership with Sankofa Street Outreach Team. Continued work on SEA RFP Guidelines, Applications and Score sheets. Worked with Ofc Mgr and Atty's ofc re contract revisions. Established relationship with Ken Loving, Access Community Health and Outreach Services. Met with AARP and DMI Inc re Age Friendly Community application. Continued to advocate for second hand smoke mitigation in office. Attended Racial Equity Summit sponsored by Urban League. Conducted application workshop for SE Asian RFP applicants. Began work on CDD Op Budget, finished up Cap Budget. Recorded Senior Beat. Attended meeting at Freedom Inc re RFP Guideline clarifications. Met with DPCED Interim Director re Sr Ctr priorities. Met with NewBridge re future collaborations and SEA RFP
Established partnership with Sankofa Street Outreach Team. Continued work on







Department of Planning & Community & Economic Development  
 Community Development Division

**Madison Senior Center**  
**August 2019 Report**

<b>PARTICIPANT / ACTIVITY</b>	<b>Monthly</b>	<b>YTD</b>	<b>2018 YTD</b>
New Enrolled Participants 55+			124
Unduplicated Participants 55+			657
Activity/Program Visits			16,886
Number of Programs			1,886

<b>VOLUNTEER</b>	<b>Monthly</b>	<b>YTD</b>	<b>2018 YTD</b>
New Enrolled Volunteers			15
Unduplicated Volunteers			159
Hours of Service			3,981

<b>FACILITY USE</b>	<b>Monthly</b>	<b>YTD</b>	<b>2018 YTD</b>
Collaborative Event Visits			211 (8)
Rental Visits			8,527
Rental Events			58
Rental Income			\$19,591

<b>TOTAL</b>	<b>Monthly</b>	<b>YTD</b>	<b>2018 YTD</b>
Unduplicated Program Attendees			769
Total Building Visits			27,397

**Director's Activities**

Established partnership with Sankofa Street Outreach Team. Continued work on SEA RFP Guidelines, Applications and Score sheets. Worked with Ofc Mgr and Atty's ofc re contract revisions. Established relationship with Ken Loving, Access Community Health and Outreach Services. Met with AARP and DMI Inc re Age Friendly Community application. Continued to advocate for second hand smoke mitigation in office. Attended Racial Equity Summit sponsored by Urban League. Conducted application workshop for SE Asian RFP applicants. Began work on CDD Op Budget, finished up Cap Budget. Recorded Senior Beat. Attended meeting at Freedom Inc re RFP Guideline clarifications. Met with DPCED Interim Director re Sr Ctr priorities. Met with NewBridge re future collaborations and SEA RFP clarifications. Attended Elderly Services Network Mtg.









Department of Planning & Community & Economic Development  
 Community Development Division

**Madison Senior Center**  
**September 2019 Report**

<b>PARTICIPANT / ACTIVITY</b>	<b>Monthly</b>	<b>YTD</b>	<b>2018 YTD</b>
New Enrolled Participants 55+			143
Unduplicated Participants 55+			685
Activity/Program Visits			18,792
Number of Programs			2,093

<b>VOLUNTEER</b>	<b>Monthly</b>	<b>YTD</b>	<b>2018 YTD</b>
New Enrolled Volunteers			18
Unduplicated Volunteers			188
Hours of Service			4,671

<b>FACILITY USE</b>	<b>Monthly</b>	<b>YTD</b>	<b>2018 YTD</b>
Collaborative Event Visits			211 (8)
Rental Visits			8,765
Rental Events			69
Rental Income			\$20,752

<b>TOTAL</b>	<b>Monthly</b>	<b>YTD</b>	<b>2018 YTD</b>
Unduplicated Program Attendees			808
Total Building Visits			29,790

<b>Director's Activities</b>
September





	Guests (L)	New Enrolled Participants (A)	Unduplicated Participants (L)	Total Building Visits (M)
Jan				
Feb				
Mar				
Apr				
May				
Jun				
July				
Aug				
Sept				
	0	0	0	0

New Enrolled P						
Jan	Feb	Mar	Apr	May	Jun	Jul

Unduplicated P						
Jan	Feb	Mar	Apr	May	Jun	Jul

Total Building						
Jan	Feb	Mar	Apr	May	Jun	Jul

Participants (A)

-----

in July Aug Sept

Participants (L)

-----

in July Aug Sept

g Visits (M)

-----

in July Aug Sept



Department of Planning & Community & Economic Development  
 Community Development Division

**Madison Senior Center**  
**October 2019 Report**

<b>PARTICIPANT / ACTIVITY</b>	<b>Monthly</b>	<b>YTD</b>	<b>2018 YTD</b>
New Enrolled Participants 55+			162
Unduplicated Participants 55+			749
Activity/Program Visits			21,683
Number of Programs			2,392

<b>VOLUNTEER</b>	<b>Monthly</b>	<b>YTD</b>	<b>2018 YTD</b>
New Enrolled Volunteers			20
Unduplicated Volunteers			201
Hours of Service			5,317

<b>FACILITY USE</b>	<b>Monthly</b>	<b>YTD</b>	<b>2018 YTD</b>
Collaborative Event Visits			296 (9)
Rental Visits			9,156
Rental Events			80
Rental Income			\$22,346

<b>TOTAL</b>	<b>Monthly</b>	<b>YTD</b>	<b>2018 YTD</b>
Unduplicated Program Attendees			885
Total Building Visits			33,431

<b>Director's Activities</b>
October









Department of Planning & Community & Economic Development  
 Community Development Division

**Madison Senior Center  
 November 2019 Report**

<b>PARTICIPANT / ACTIVITY</b>	<b>Monthly</b>	<b>YTD</b>	<b>2018 YTD</b>
New Enrolled Participants 55+			172
Unduplicated Participants 55+			765
Activity/Program Visits			24268
Number of Programs			

<b>VOLUNTEER</b>	<b>Monthly</b>	<b>YTD</b>	<b>2018 YTD</b>
New Enrolled Volunteers			
Unduplicated Volunteers			
Hours of Service			

<b>FACILITY USE</b>	<b>Monthly</b>	<b>YTD</b>	<b>2018 YTD</b>
Collaborative Event Visits			
Rental Visits			
Rental Events			
Rental Income			

<b>TOTAL</b>	<b>Monthly</b>	<b>YTD</b>	<b>2018 YTD</b>
Unduplicated Program Attendees			
Total Building Visits			

<b>Director's Activities</b>
November







Department of Planning & Community & Economic Development  
 Community Development Division

**Madison Senior Center  
 December 2019 Report**

<b>PARTICIPANT / ACTIVITY</b>	<b>Monthly</b>	<b>YTD</b>	<b>2018 YTD</b>
New Enrolled Participants 55+			176
Unduplicated Participants 55+			775
Activity/Program Visits			25860
Number of Programs			

<b>VOLUNTEER</b>	<b>Monthly</b>	<b>YTD</b>	<b>2018 YTD</b>
New Enrolled Volunteers			
Unduplicated Volunteers			
Hours of Service			

<b>FACILITY USE</b>	<b>Monthly</b>	<b>YTD</b>	<b>2018 YTD</b>
Collaborative Event Visits			
Rental Visits			
Rental Events			
Rental Income			

<b>TOTAL</b>	<b>Monthly</b>	<b>YTD</b>	<b>2018 YTD</b>
Unduplicated Program Attendees			928
Total Building Visits			

<b>Director's Activities</b>
December







	Guests (L)	New Enrolled Participants (A)	Unduplicated Participants (L)	Total Building Visits (M)
Jan				
Feb				
Mar				
Apr				
May				
Jun				
July				
Aug				
Sept				
Oct				
Nov				
Dec				
	0	0	0	0

New Enrolled Participants (A)											
_____											
_____											
Jan	Feb	Mar	Apr	May	Jun	July	Aug	Sept	Oct	Nov	Dec

Unduplicated Participants (L)											
_____											
_____											
Jan	Feb	Mar	Apr	May	Jun	July	Aug	Sept	Oct	Nov	Dec

Total Building Visits (M)								
_____								
_____								
Jan	Feb	Mar	Apr	May	Jun	July	Aug	Sept

