

# Municipal Golf in Madison Parks

## Q1 What is the zip code of your permanent address?

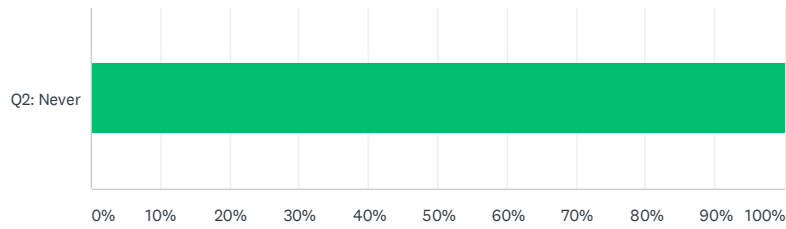
Answered: 502 Skipped: 0

	WHAT IS THE ZIP CODE OF YOUR PERMANENT ADDRESS?		TOTAL
Q2: Never		100.00% 502	100.00% 502
Total Respondents	502		502

# Municipal Golf in Madison Parks

## Q2 How often, if ever, do you typically golf at any of the four City of Madison Golf Courses (Glenway, Monona, Odana, or Yahara)?

Answered: 502 Skipped: 0



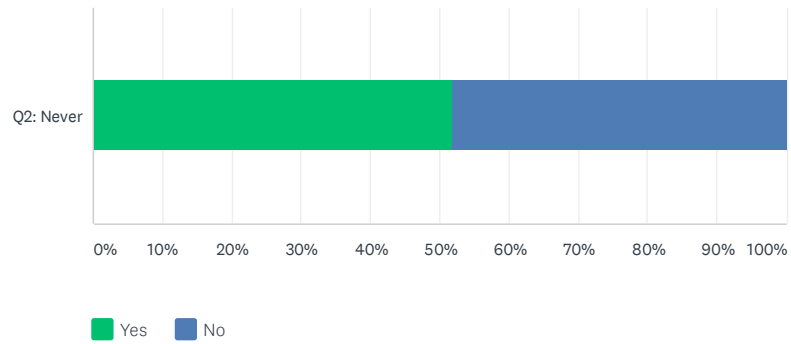
■ Never 
 ■ 1-3 times a year 
 ■ 4-10 times a year 
 ■ 11-20 times a year 
 ■ More than 20 times a year

	NEVER	1-3 TIMES A YEAR	4-10 TIMES A YEAR	11-20 TIMES A YEAR	MORE THAN 20 TIMES A YEAR	TOTAL
Q2: Never	100.00% 502	0.00% 0	0.00% 0	0.00% 0	0.00% 0	100.00% 502
Total Respondents	502	0	0	0	0	502

# Municipal Golf in Madison Parks

## Q7 Have you used any of the four golf courses within the past five (5) years for any other purpose?

Answered: 500 Skipped: 2

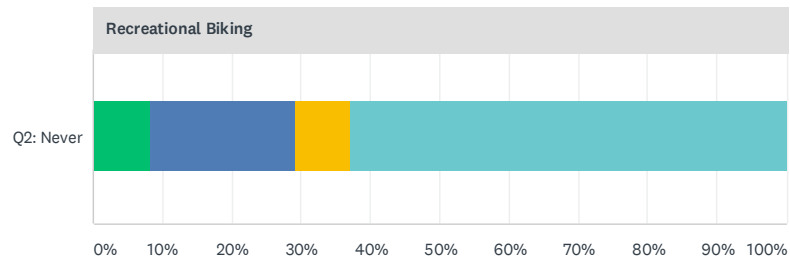


	YES	NO	TOTAL
Q2: Never	51.80% 259	48.20% 241	100.00% 500
Total Respondents	259	241	500

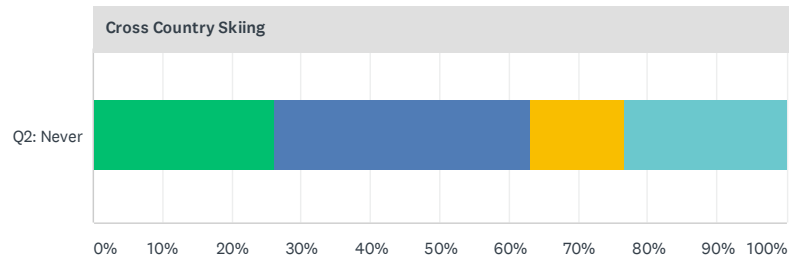
# Municipal Golf in Madison Parks

## Q8 How often in the past five (5) years have you used the courses for the following purposes:

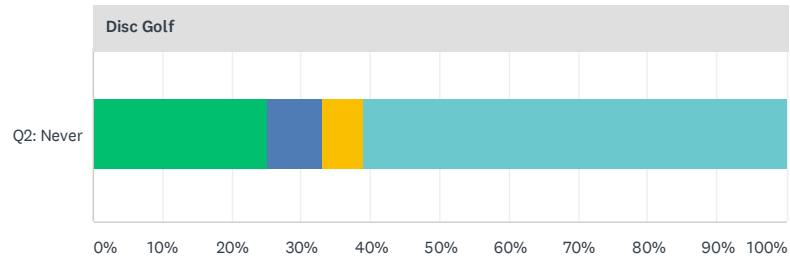
Answered: 254 Skipped: 248



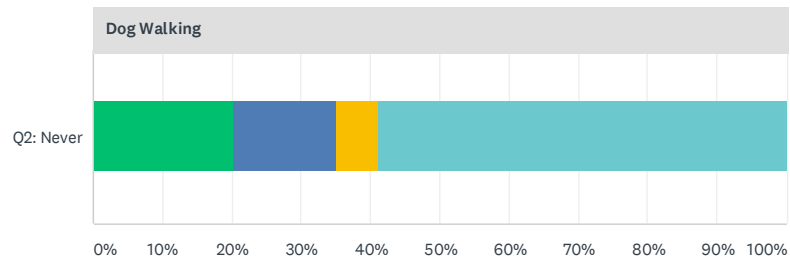
Often Sometimes Rarely Never



Often Sometimes Rarely Never

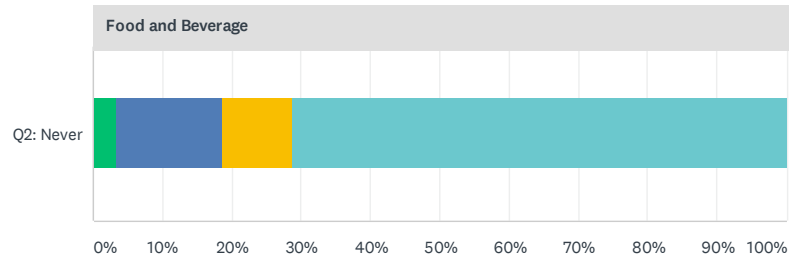


Often Sometimes Rarely Never

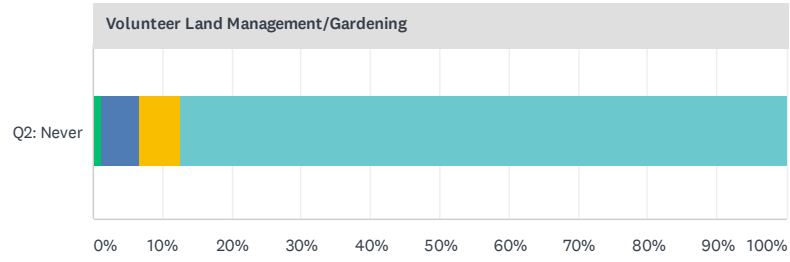


Often Sometimes Rarely Never

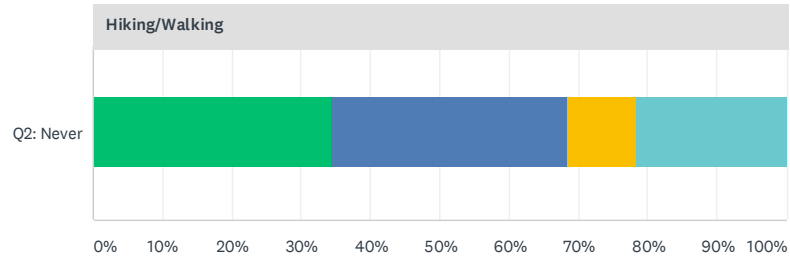
# Municipal Golf in Madison Parks



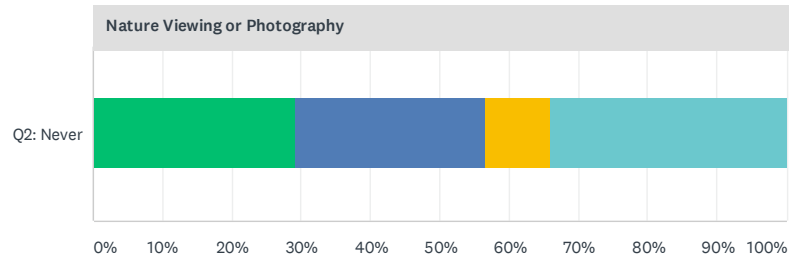
Often Sometimes Rarely Never



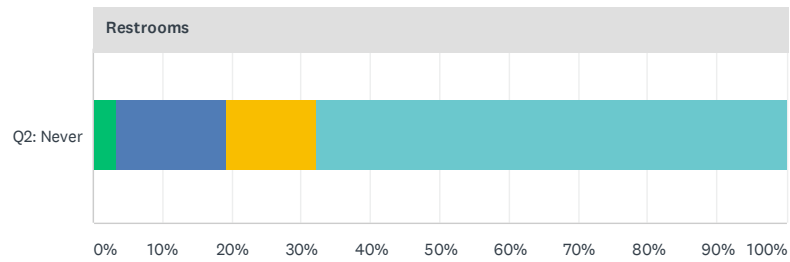
Often Sometimes Rarely Never



Often Sometimes Rarely Never

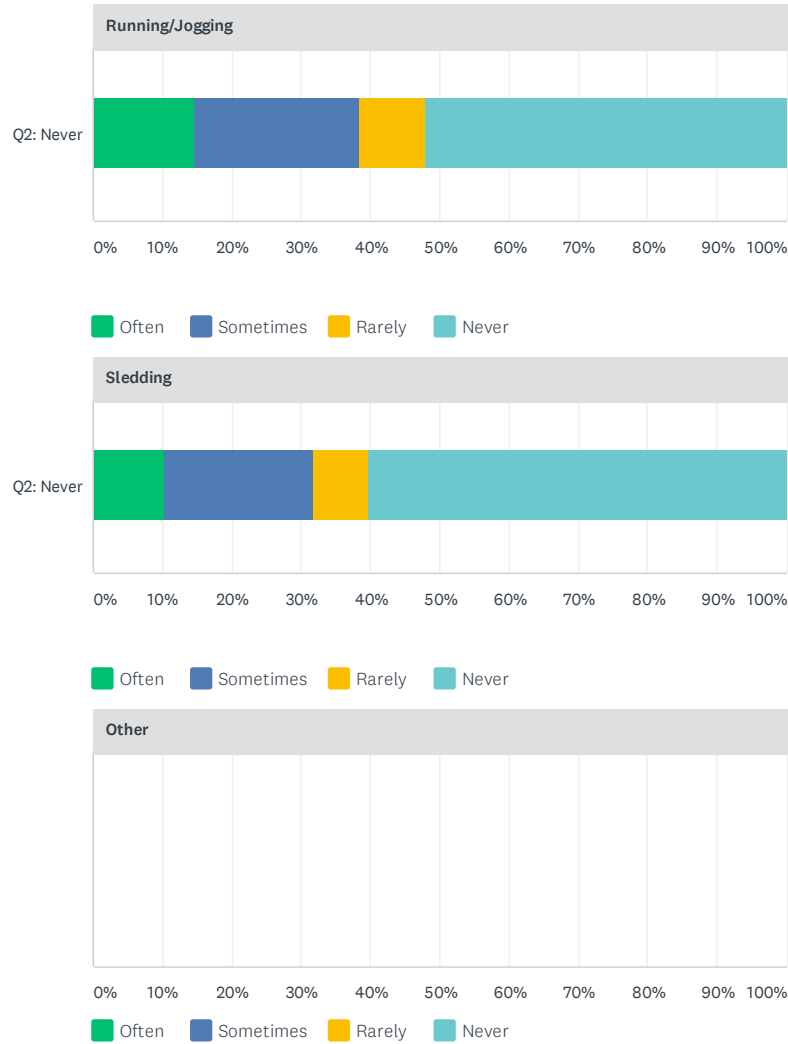


Often Sometimes Rarely Never



Often Sometimes Rarely Never

# Municipal Golf in Madison Parks



Recreational Biking						
	OFTEN	SOMETIMES	RARELY	NEVER	TOTAL	WEIGHTED AVERAGE
Q2: Never	8.14%	20.93%	8.14%	62.79%	67.72%	1.74
	14	36	14	108	172	
Cross Country Skiing						
	OFTEN	SOMETIMES	RARELY	NEVER	TOTAL	WEIGHTED AVERAGE
Q2: Never	26.17%	36.92%	13.55%	23.36%	84.25%	2.66
	56	79	29	50	214	
Disc Golf						
	OFTEN	SOMETIMES	RARELY	NEVER	TOTAL	WEIGHTED AVERAGE
Q2: Never	25.13%	8.02%	5.88%	60.96%	73.62%	1.97
	47	15	11	114	187	
Dog Walking						
	OFTEN	SOMETIMES	RARELY	NEVER	TOTAL	WEIGHTED AVERAGE
Q2: Never	20.33%	14.84%	6.04%	58.79%	71.65%	1.97
	37	27	11	107	182	
Food and Beverage						
	OFTEN	SOMETIMES	RARELY	NEVER	TOTAL	WEIGHTED AVERAGE
Q2: Never	3.51%	15.20%	9.94%	71.35%	67.32%	1.51
	6	26	17	122	171	
Volunteer Land Management/Gardening						
	OFTEN	SOMETIMES	RARELY	NEVER	TOTAL	WEIGHTED AVERAGE
Q2: Never	1.21%	5.45%	6.06%	87.27%	64.96%	1.21
	2	9	10	144	165	

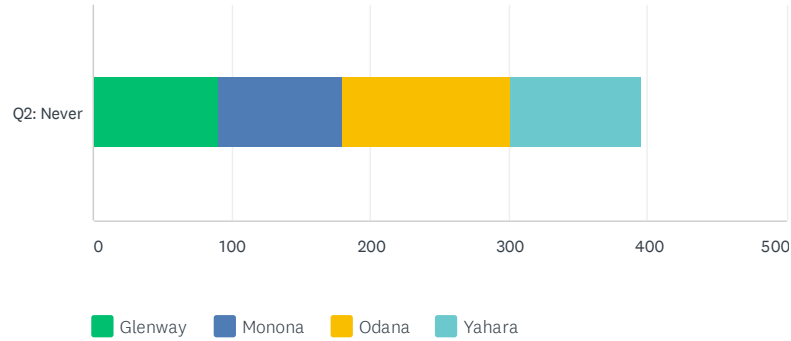
## Municipal Golf in Madison Parks

Hiking/Walking							
	OFTEN	SOMETIMES	RARELY	NEVER	TOTAL	WEIGHTED AVERAGE	
Q2: Never	34.26% 74	34.26% 74	9.72% 21	21.76% 47	85.04% 216	2.81	
Nature Viewing or Photography							
	OFTEN	SOMETIMES	RARELY	NEVER	TOTAL	WEIGHTED AVERAGE	
Q2: Never	29.08% 57	27.55% 54	9.18% 18	34.18% 67	77.17% 196	2.52	
Restrooms							
	OFTEN	SOMETIMES	RARELY	NEVER	TOTAL	WEIGHTED AVERAGE	
Q2: Never	3.51% 6	15.79% 27	12.87% 22	67.84% 116	67.32% 171	1.55	
Running/Jogging							
	OFTEN	SOMETIMES	RARELY	NEVER	TOTAL	WEIGHTED AVERAGE	
Q2: Never	14.69% 26	23.73% 42	9.60% 17	51.98% 92	69.69% 177	2.01	
Sledding							
	OFTEN	SOMETIMES	RARELY	NEVER	TOTAL	WEIGHTED AVERAGE	
Q2: Never	10.23% 18	21.59% 38	7.95% 14	60.23% 106	69.29% 176	1.82	
Other							
	OFTEN	SOMETIMES	RARELY	NEVER	TOTAL	WEIGHTED AVERAGE	
	Q2: NEVER					TOTAL	
Other (please specify)						0	0

# Municipal Golf in Madison Parks

Q9 For these non-golf activities, which courses have you used within the past 5 years?  
Check all that apply.

Answered: 254 Skipped: 248



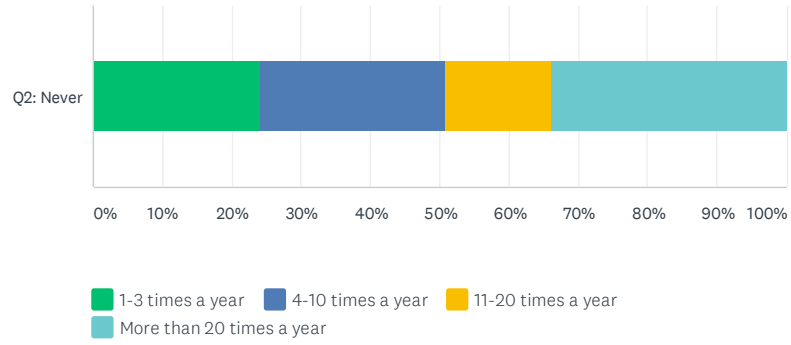
	GLENWAY	MONONA	ODANA	YAHARA	TOTAL
Q2: Never	35.43%	35.43%	47.64%	37.40%	155.91%
	90	90	121	95	396
Total Respondents	90	90	121	95	254



# Municipal Golf in Madison Parks

## Q10 How often do you use the courses for these purposes?

Answered: 254 Skipped: 248

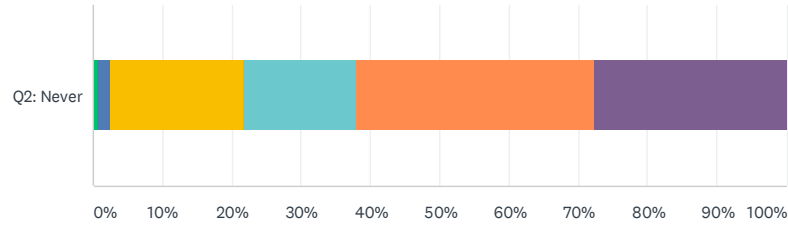


	1-3 TIMES A YEAR	4-10 TIMES A YEAR	11-20 TIMES A YEAR	MORE THAN 20 TIMES A YEAR	TOTAL
Q2: Never	24.02% 61	26.77% 68	15.35% 39	33.86% 86	100.00% 254
Total Respondents	61	68	39	86	254

# Municipal Golf in Madison Parks

## Q11 What is your opinion of the number of golf holes offered by the City of Madison golf courses?

Answered: 481 Skipped: 21



■ Significantly too few   
 ■ Somewhat too few   
 ■ About right  
■ Somewhat too many   
 ■ Significantly too many   
 ■ Not sure

	SIGNIFICANTLY TOO FEW	SOMEWHAT TOO FEW	ABOUT RIGHT	SOMEWHAT TOO MANY	SIGNIFICANTLY TOO MANY	NOT SURE	TOTAL
Q2: Never	0.62%	1.87%	19.13%	16.42%	34.30%	27.65%	100.00%
	3	9	92	79	165	133	481
Total Respondents	3	9	92	79	165	133	481

## Municipal Golf in Madison Parks

Q12 If you wish to receive additional communications regarding the Task Force in Municipal Golf on Madison Parks, please provide your name and email address.

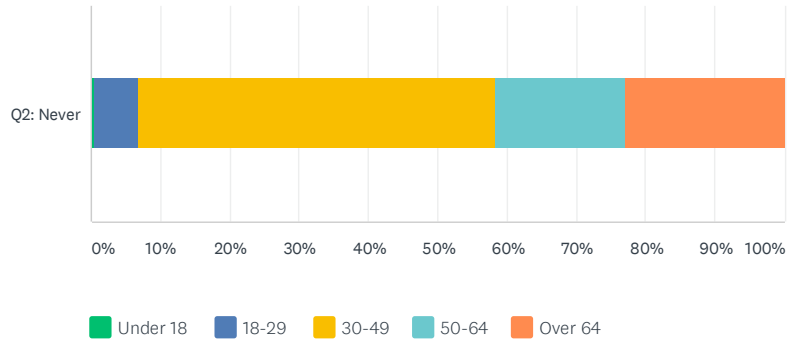
Answered: 127   Skipped: 375

	NAME	COMPANY	ADDRESS	ADDRESS 2	CITY/TOWN	STATE/PROVINCE	ZIP/POSTAL CODE	COUNTRY	EMAIL ADDRESS	PHONE NUMBER	TOT
Q2: Never	99.21% 126	0.00% 0	0.00% 0	0.00% 0	0.00% 0	0.00% 0	0.00% 0	0.00% 0	100.00% 127	0.00% 0	199
Total Respondents	126	0	0	0	0	0	0	0	127	0	

# Municipal Golf in Madison Parks

## Q13 What is your age?

Answered: 451 Skipped: 51

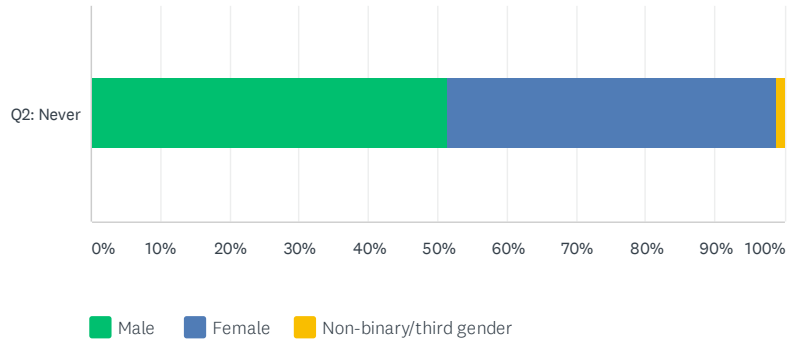


	UNDER 18	18-29	30-49	50-64	OVER 64	TOTAL
Q2: Never	0.44%	6.43%	51.44%	18.85%	22.84%	100.00%
	2	29	232	85	103	451
Total Respondents	2	29	232	85	103	451

# Municipal Golf in Madison Parks

## Q14 Which gender do you most closely identify?

Answered: 449 Skipped: 53

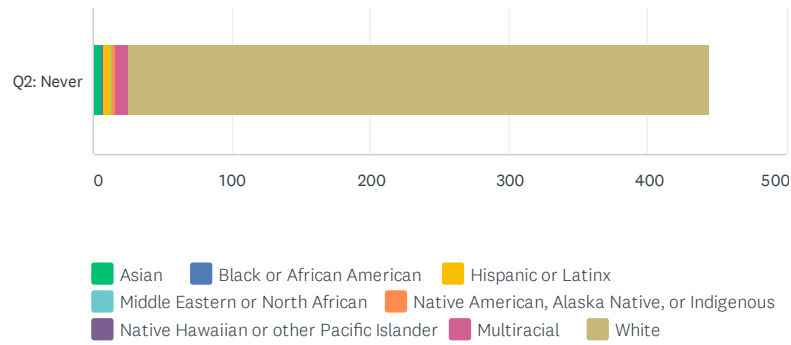


	MALE	FEMALE	NON-BINARY/THIRD GENDER	TOTAL
Q2: Never	51.45% 231	47.44% 213	1.11% 5	100.00% 449
Total Respondents	231	213	5	449

# Municipal Golf in Madison Parks

## Q15 Which of the following racial and ethnic group(s) do you most closely identify?

Answered: 438 Skipped: 64

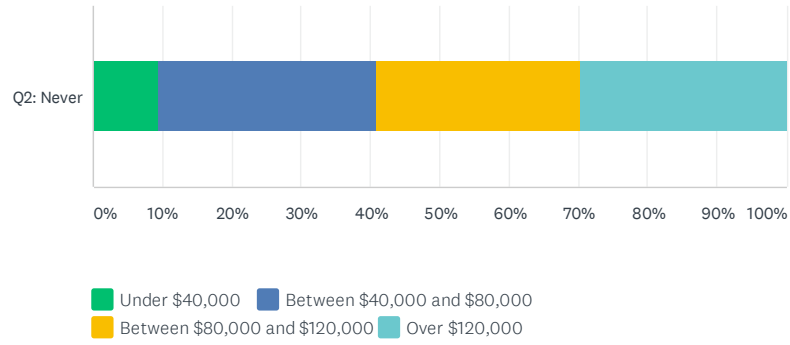


	ASIAN	BLACK OR AFRICAN AMERICAN	HISPANIC OR LATINX	MIDDLE EASTERN OR NORTH AFRICAN	NATIVE AMERICAN, ALASKA NATIVE, OR INDIGENOUS	NATIVE HAWAIIAN OR OTHER PACIFIC ISLANDER	MULTIRACIAL	WHITE	TOTAL
Q2: Never	1.37% 6	0.23% 1	1.37% 6	0.23% 1	0.46% 2	0.00% 0	2.05% 9	95.89% 420	101.60% 445
Total Respondents	6	1	6	1	2	0	9	420	438

# Municipal Golf in Madison Parks

## Q16 What is your gross annual household income?

Answered: 410 Skipped: 92

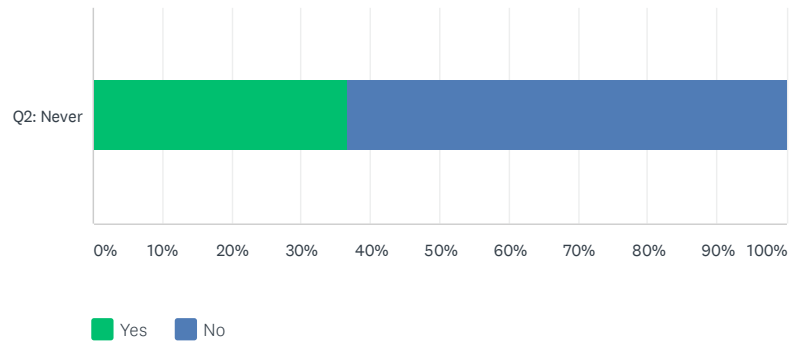


	UNDER \$40,000	BETWEEN \$40,000 AND \$80,000	BETWEEN \$80,000 AND \$120,000	OVER \$120,000	TOTAL
Q2: Never	9.51% 39	31.22% 128	29.51% 121	29.76% 122	100.00% 410
Total Respondents	39	128	121	122	410

# Municipal Golf in Madison Parks

## Q17 Children in the Household?

Answered: 443 Skipped: 59



	YES	NO	TOTAL
Q2: Never	36.79% 163	63.21% 280	100.00% 443
Total Respondents	163	280	443