



Site Locator Map
Esker Apartments
2801 Hickory Ridge Rd





Site Photo
Esker Apartments
2801 Hickory Ridge Rd




GENERAL NOTES:

1. THE APPLICANT SHALL REPLACE ALL SIDEWALK AND CURB AND GUTTER THAT ABUTS THE PROPERTY THAT IS DAMAGED BY THE CONSTRUCTION, OR ANY SIDEWALK AND CURB AND GUTTER, WHICH THE CITY ENGINEER DETERMINES NEEDS TO BE REPLACED BECAUSE IT IS NOT AT A DESIRABLE GRADE, REGARDLESS OF WHETHER THE CONDITION EXISTED PRIOR TO BEGINNING CONSTRUCTION.
2. ALL WORK IN THE PUBLIC RIGHT OF WAY SHALL BE PERFORMED BY A CITY-LICENSED CONTRACTOR.
3. ALL DAMAGE TO THE PAVEMENT ON CITY STREETS, AND ADJACENT TO THIS DEVELOPMENT SHALL BE RESTORED IN ACCORDANCE WITH THE CITY OF MADISON'S PAVEMENT PATCHING CRITERIA.
4. EXISTING STREET TREES SHALL BE PROTECTED. CONTRACTOR SHALL INSTALL TREE PROTECTION FENCING IN THE AREA BETWEEN THE CURB AND SIDEWALK AND EXTEND IT AT LEAST 5 FEET FROM BOTH SIDES OF THE TREE ALONG THE LENGTH OF THE TERRACE. NO EXCAVATION IS PERMITTED WITHIN 5 FEET OF THE OUTSIDE EDGE OF THE TREE TRUNK. IF EXCAVATION WITHIN 5 FEET OF ANY TREE IS NECESSARY, CONTRACTOR SHALL CONTACT CITY FORESTRY (266-4816) PRIOR TO EXCAVATION TO ACCESS THE IMPACT TO THE TREE AND ROOT SYSTEM. TREE PRUNING SHALL BE COORDINATED WITH CITY FORESTRY. TREE PROTECTION SPECIFICATIONS CAN BE FOUND IN SECTION 107.13 OF CITY OF MADISON STANDARD SPECIFICATIONS FOR PUBLIC WORKS CONSTRUCTION.
5. APPROVAL OF PLANS FOR THIS PROJECT DOES NOT INCLUDE ANY APPROVAL TO PRUNE, REMOVE, OR PLANT TREES IN THE PUBLIC RIGHT-OF-WAY. PERMISSION FOR SUCH ACTIVITIES MUST BE OBTAINED FROM THE CITY FORESTER (266-4816).
6. THE PUBLIC RIGHT-OF-WAY IS THE SOLE JURISDICTION OF THE CITY OF MADISON AND IS SUBJECT TO CHANGE AT ANY TIME. NO ITEMS SHOWN ON THIS SITE PLAN IN THE RIGHT-OF-WAY ARE PERMANENT AND MAY NEED TO BE REMOVED AT THE APPLICANTS EXPENSE UPON NOTIFICATION BY THE CITY.

Site Development Data:

| Densities: | Conditional Use | Single Family Lots |
|--------------------------------|-------------------------------|------------------------|
| Lot Area | 404,277 S.F./9.28 acres | 53,002 S.F./1.21 acres |
| Dwelling Units | 202 units | |
| Lot Area / D.U. | 2,001 S.F./unit | |
| Density | 20.6 units/Acre | |
| Usable Open Space | 103,625 S.F. (51.2 S.F./unit) | |
| Lot Coverage | 183,734 S.F. (45%) | |
| Building Height | 2-3 stories | |
| Dwelling Unit Mix: | | |
| Efficiency | 7 | 25 |
| Studio Loft + Den | 2 | 8 |
| One Bedroom | 23 | 68 |
| One Bedroom + Den | 4 | 27 |
| Two Bedroom | 10 | 45 |
| Lofted Two Bedroom | 6 | 17 |
| Two Bedroom + Den | - | 6 |
| Three Bedroom | - | 6 |
| Total Dwelling Units | 52 | 202 |
| Vehicle Parking Stalls: | | |
| Underground Garage | 55 | 179 |
| Surface Garage | 36 | 48 |
| Surface | 35 | 113 |
| Total | 90 | 340 |
| Parking Ratio | 1.68 stalls/unit | |
| Bicycle Parking: | | |
| Garage - wall mount | 6 | 33 |
| Garage - floor mount | 18 | 172 |
| Surface-Guest | 2 | 26 |
| Total | 26 | 231 |



ISSUED
Issued for Land Use & UDC: March 20, 2019

PROJECT TITLE
Esker Apartments

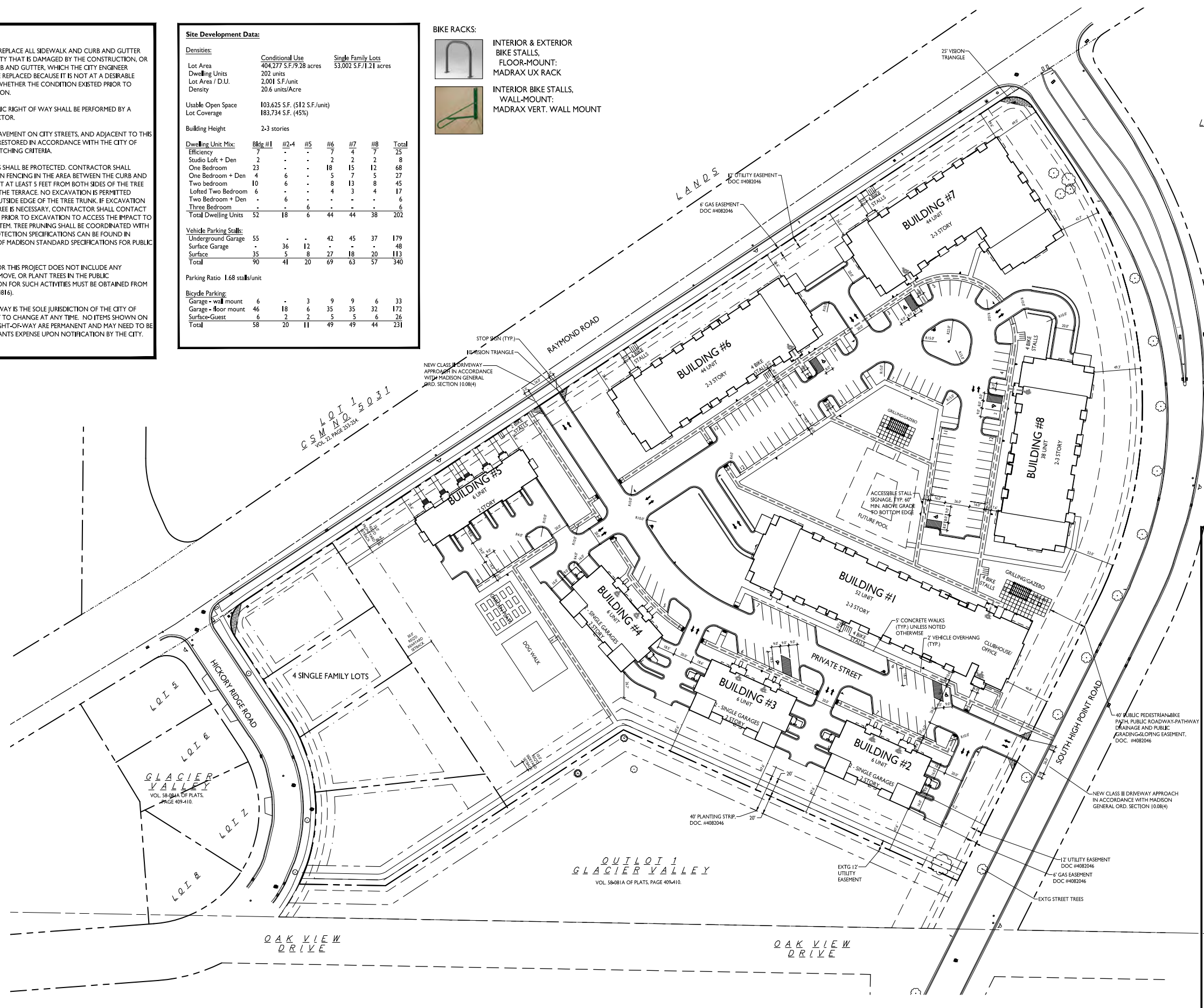
2801 Hickory Ridge Rd.

SHEET TITLE
Site Plan

SHEET NUMBER

C-1.1

PROJECT NO. **1855**
© Knothe & Bruce Architects, LLC



SHEET INDEX

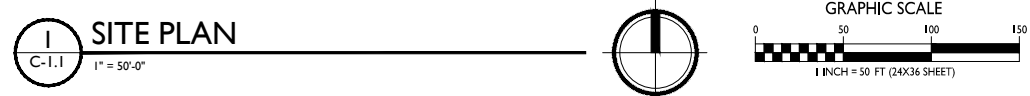
| SITE | ARCHITECTURAL |
|--------|---------------|
| C-1.1 | A-1.0 |
| C-1.2a | A-1.1 |
| C-1.2b | A-1.2 |
| C-1.2c | A-1.3 |
| C-1.3 | A-2.1 |
| C-1.4 | A-2.2 |
| C-1.5 | |
| C-1.0 | |
| C-2.0 | |
| C-3.0 | |
| C-4.0 | |
| L-1.0 | |

ARCHITECTURAL

| BUILDING #1 | BUILDINGS #2-#4 | BUILDING #5 | BUILDING #6 | BUILDING #7 | BUILDING #8 |
|-------------|-----------------|-------------|-------------|-------------|-------------|
| A-1.0 | A-1.1 | A-1.0 | A-1.0 | A-1.0 | A-1.0 |
| A-1.1 | A-1.2 | A-1.1 | A-1.1 | A-1.1 | A-1.1 |
| A-1.2 | A-2.1 | A-1.2 | A-1.2 | A-1.2 | A-1.2 |
| A-1.3 | | A-1.3 | A-1.3 | A-1.3 | A-1.3 |
| A-2.1 | | A-2.1 | A-2.1 | A-2.1 | A-2.1 |
| A-2.2 | | A-2.2 | A-2.2 | A-2.2 | A-2.2 |

RENDERINGS

| | |
|-------|-------|
| R-2.0 | R-2.0 |
| R-2.1 | R-2.1 |
| R-2.2 | R-2.2 |
| R-2.3 | R-2.3 |
| R-2.4 | R-2.4 |
| R-2.5 | R-2.5 |
| R-2.6 | R-2.6 |
| R-2.7 | R-2.7 |





knothe bruce
ARCHITECTS

Phone: 7601 University Ave., Ste 201
608.936.3690 Middleton, WI 53542

ISSUED
Issued for Land Use & UDC: March 20, 2019

PROJECT TITLE
Esker Apartments

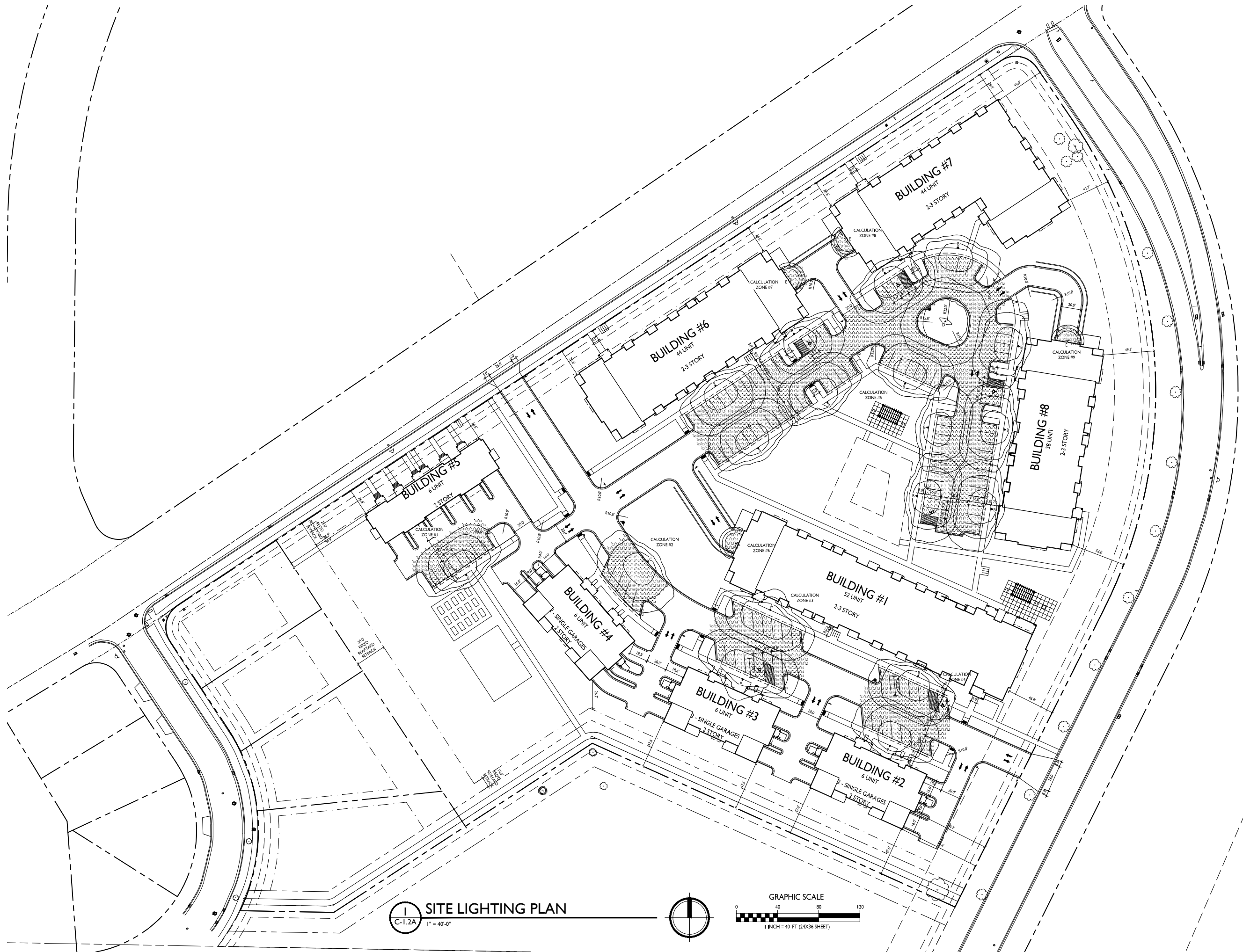
2801 Hickory Ridge Rd.
SHEET TITLE
Site Lighting Plan

SHEET NUMBER

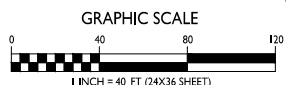
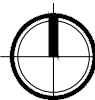
C-1.2A

PROJECT NO. 1855

© Knothe & Bruce Architects, LLC



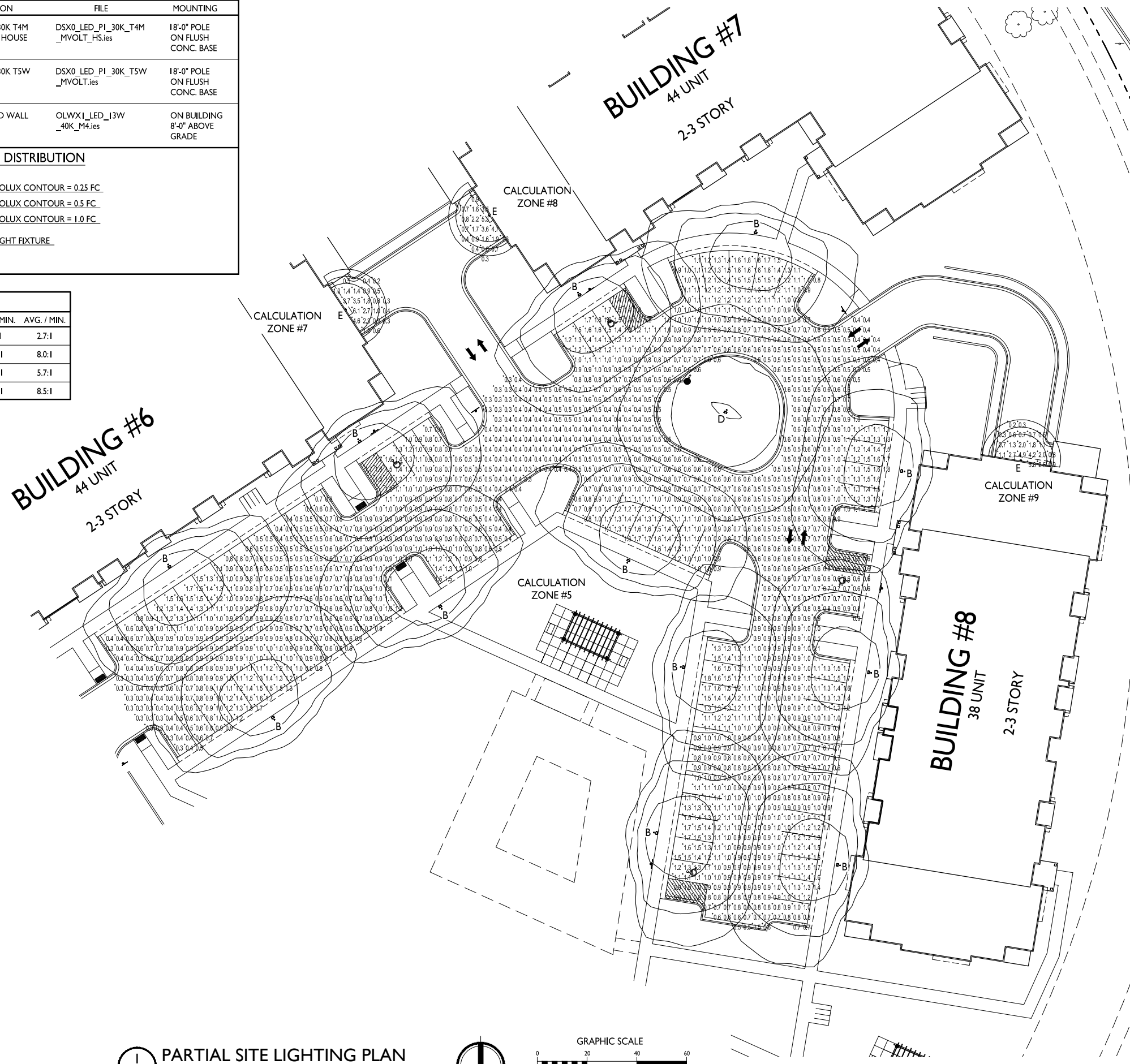
C-1.2A SITE LIGHTING PLAN
1" = 40'-0"



| LUMINAIRE SCHEDULE | | | | | | | |
|--------------------|-------|------|-------------------|------------------------------|--|----------------------------------|---------------------------------|
| SYMBOL | LABEL | QTY. | MANUF. | CATALOG | DESCRIPTION | FILE | MOUNTING |
| | B | 12 | LITHONIA LIGHTING | DSX0 LED P1 30K T4M MVOLT HS | DSX0 LED P1 30K T4M MVOLT WITH HOUSE SIDE SHIELD | DSX0_LED_P1_30K_T4M_MVOLT_HS.ies | 18'-0" POLE ON FLUSH CONC. BASE |
| | D | 1 | LITHONIA LIGHTING | DSX0 LED P1 30K T5W MVOLT | DSX0 LED P1 30K T5W MVOLT | DSX0_LED_P1_30K_T5W_MVOLT.ies | 18'-0" POLE ON FLUSH CONC. BASE |
| | E | 3 | LITHONIA LIGHTING | OLWX1 LED 13W 40K M4 | 13W 4000K LED WALL PACK | OLWX1_LED_13W_40K_M4.ies | ON BUILDING 8'-0" ABOVE GRADE |

| EXAMPLE LIGHT FIXTURE DISTRIBUTION | |
|------------------------------------|--------------------------|
| | ISOLUX CONTOUR = 0.25 FC |
| | ISOLUX CONTOUR = 0.5 FC |
| | ISOLUX CONTOUR = 1.0 FC |
| | LIGHT FIXTURE |

| STATISTICS | | | | | | |
|---------------------|--------|--------|--------|--------|-------------|-------------|
| DESCRIPTION | SYMBOL | AVG. | MAX. | MIN. | MAX. / MIN. | AVG. / MIN. |
| Calculation Zone #5 | + | 0.8 fc | 1.8 fc | 0.3 fc | 6.0:1 | 2.7:1 |
| Calculation Zone #7 | + | 1.6 fc | 6.1 fc | 0.2 fc | 30.5:1 | 8.0:1 |
| Calculation Zone #8 | + | 1.7 fc | 5.3 fc | 0.3 fc | 17.7:1 | 5.7:1 |
| Calculation Zone #9 | + | 1.7 fc | 5.8 fc | 0.2 fc | 29.0:1 | 8.5:1 |



ISSUED
 Issued for Land Use & UDC : March 20, 2019

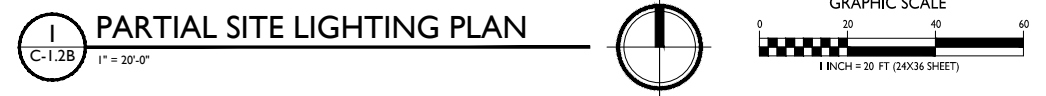
PROJECT TITLE
 Esker Apartments

2801 Hickory Ridge Rd.
 SHEET TITLE
 Partial Site Lighting Plan

SHEET NUMBER

C-1.2B

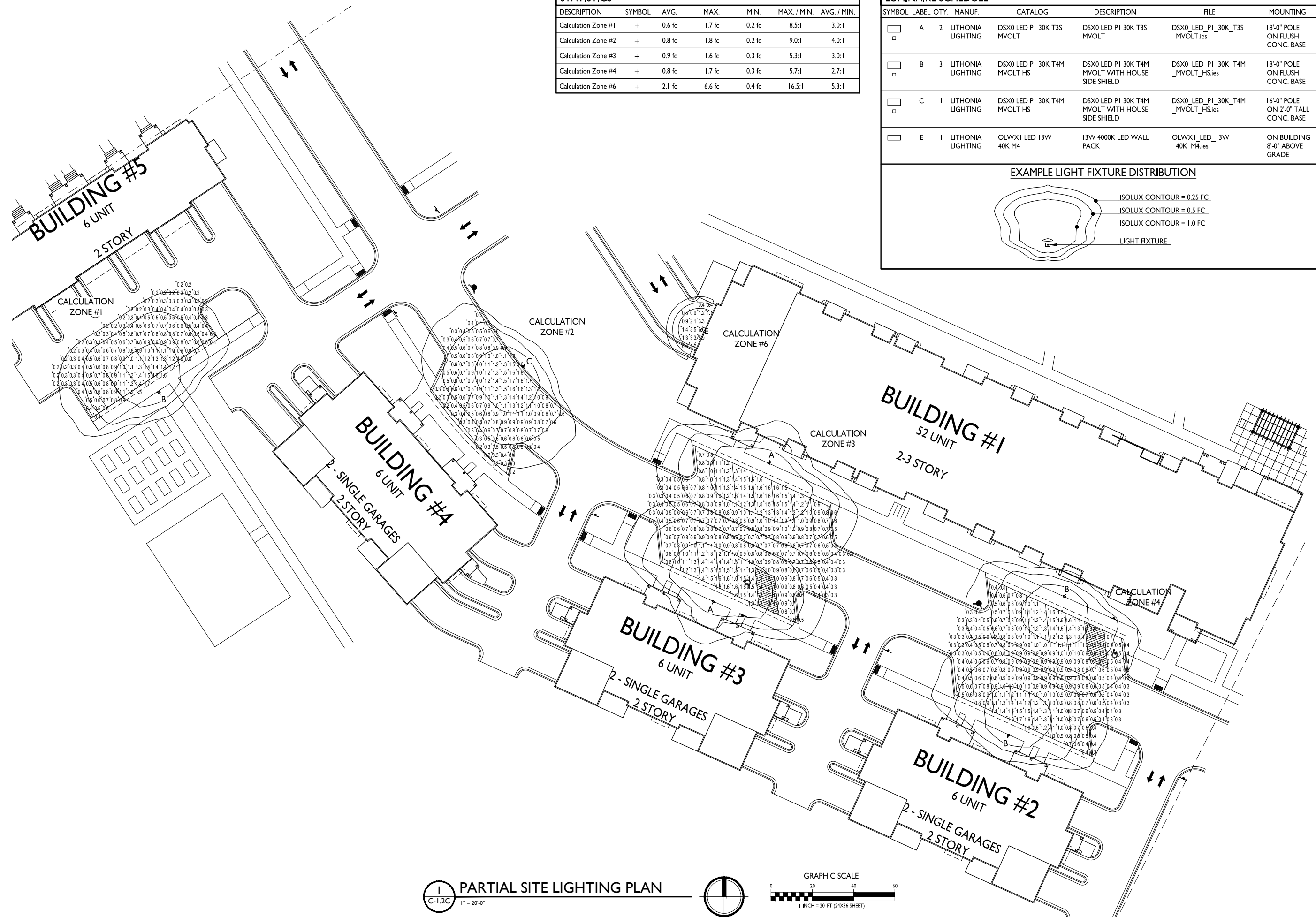
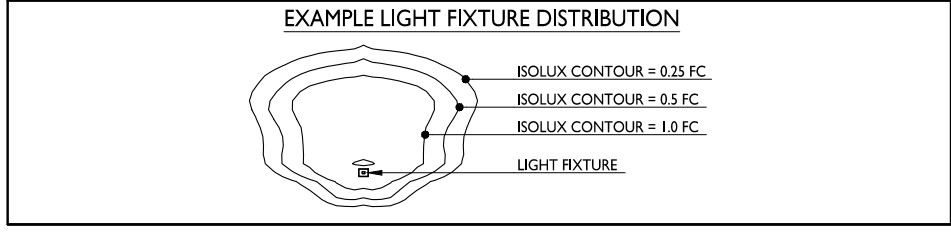
PROJECT NO. 1855
 © Knothe & Bruce Architects, LLC



PARTIAL SITE LIGHTING PLAN
 C-1.2B 1" = 20'-0"

| STATISTICS | | | | | | |
|---------------------|--------|--------|--------|--------|-------------|-------------|
| DESCRIPTION | SYMBOL | AVG. | MAX. | MIN. | MAX. / MIN. | AVG. / MIN. |
| Calculation Zone #1 | + | 0.6 fc | 1.7 fc | 0.2 fc | 8.5:1 | 3.0:1 |
| Calculation Zone #2 | + | 0.8 fc | 1.8 fc | 0.2 fc | 9.0:1 | 4.0:1 |
| Calculation Zone #3 | + | 0.9 fc | 1.6 fc | 0.3 fc | 5.3:1 | 3.0:1 |
| Calculation Zone #4 | + | 0.8 fc | 1.7 fc | 0.3 fc | 5.7:1 | 2.7:1 |
| Calculation Zone #6 | + | 2.1 fc | 6.6 fc | 0.4 fc | 16.5:1 | 5.3:1 |

| LUMINAIRE SCHEDULE | | | | | | | |
|--------------------|-------|------|-------------------|------------------------------|--|----------------------------------|--------------------------------------|
| SYMBOL | LABEL | QTY. | MANUF. | CATALOG | DESCRIPTION | FILE | MOUNTING |
| □ | A | 2 | LITHONIA LIGHTING | DSX0 LED PI 30K T3S MVOLT | DSX0 LED PI 30K T3S MVOLT | DSX0_LED_PI_30K_T3S_MVOLT.ies | 18'-0" POLE ON FLUSH CONC. BASE |
| □ | B | 3 | LITHONIA LIGHTING | DSX0 LED PI 30K T4M MVOLT HS | DSX0 LED PI 30K T4M MVOLT WITH HOUSE SIDE SHIELD | DSX0_LED_PI_30K_T4M_MVOLT_HS.ies | 18'-0" POLE ON FLUSH CONC. BASE |
| □ | C | 1 | LITHONIA LIGHTING | DSX0 LED PI 30K T4M MVOLT HS | DSX0 LED PI 30K T4M MVOLT WITH HOUSE SIDE SHIELD | DSX0_LED_PI_30K_T4M_MVOLT_HS.ies | 16'-0" POLE ON 2'-0" TALL CONC. BASE |
| □ | E | 1 | LITHONIA LIGHTING | OLWXI LED I3W 40K M4 | I3W 4000K LED WALL PACK | OLWXI_LED_I3W_40K_M4.ies | ON BUILDING 8'-0" ABOVE GRADE |



ISSUED
 Issued for Land Use & UDC; March 20, 2019

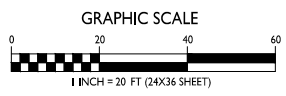
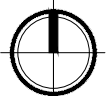
PROJECT TITLE
Esker Apartments

2801 Hickory Ridge Rd.
 SHEET TITLE
Partial Site Lighting Plan

SHEET NUMBER

C-1.2C
 PROJECT NO. **1855**
 © Knothe & Bruce Architects, LLC

PARTIAL SITE LIGHTING PLAN
 C-1.2C 1" = 20'-0"





knothe • bruce
ARCHITECTS

Phone: 7601 University Ave., Ste 201
608.936.3690 Middleton, WI 53542

ISSUED
Issued for Land Use & UDC: March 20, 2019

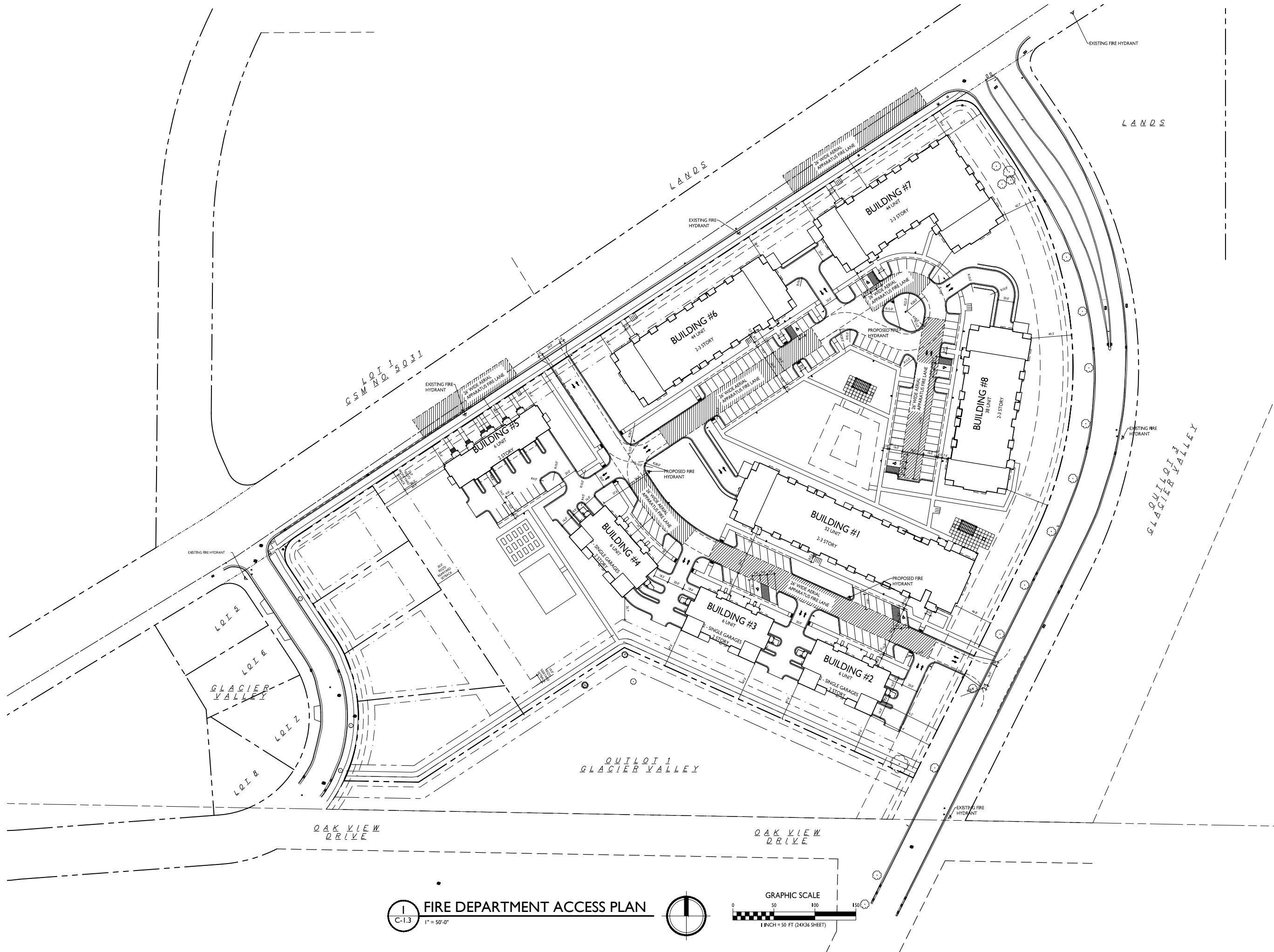
PROJECT TITLE
Esker Apartments

2801 Hickory Ridge Rd.
SHEET TITLE
**Fire Department
Access Plan**

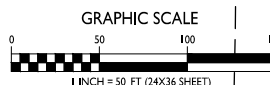
SHEET NUMBER

C-1.3

PROJECT NO. **1855**
© Knothe & Bruce Architects, LLC



FIRE DEPARTMENT ACCESS PLAN
C-1.3 1" = 50'-0"





knothe • bruce
ARCHITECTS

Phone: 7601 University Ave., Ste 201
608.936.3690 Middleton, WI 53542

ISSUED
Issued for Land Use & UDC: March 20, 2019

PROJECT TITLE
Esker Apartments

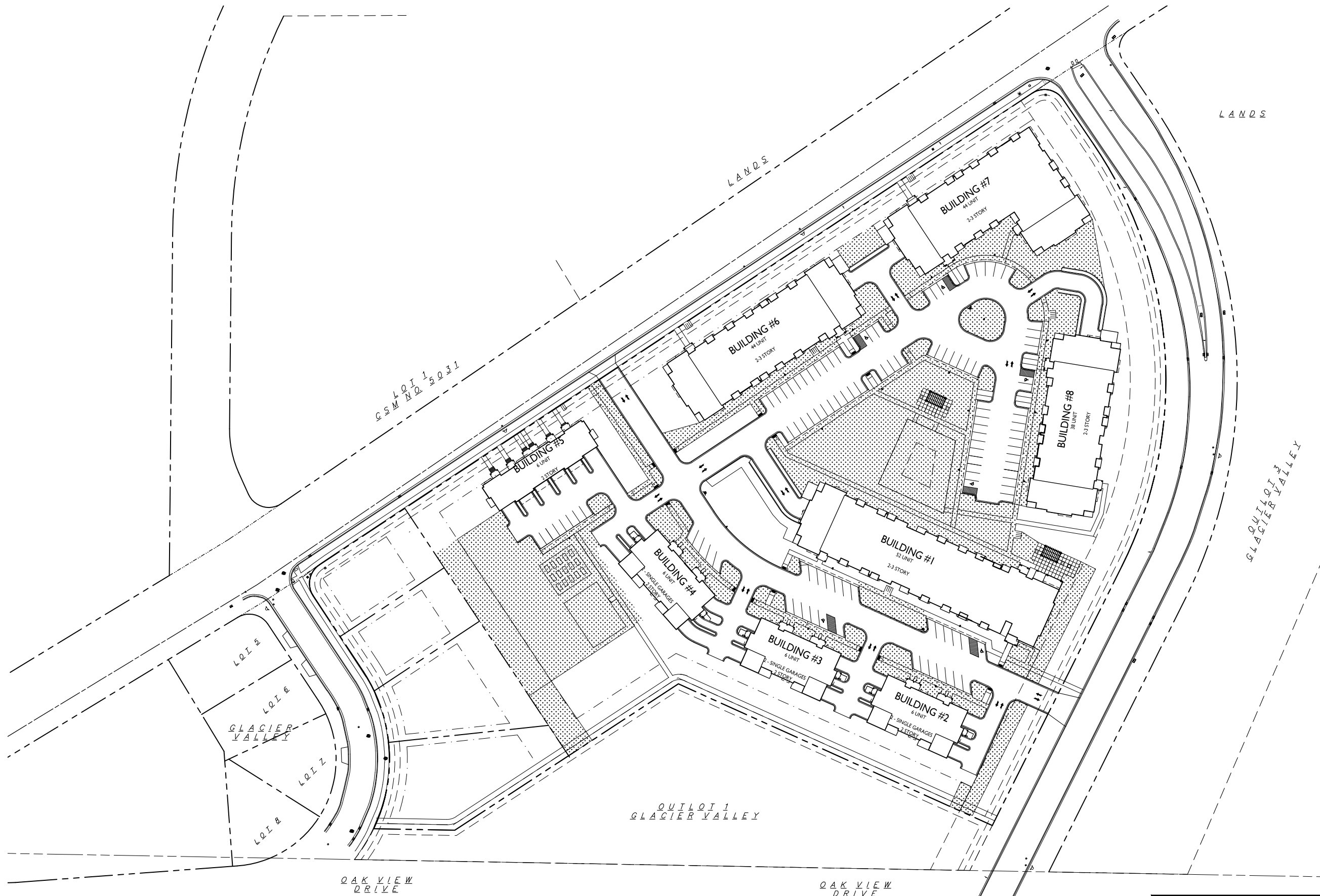
2801 Hickory Ridge Rd.
SHEET TITLE
Usable Open Space

SHEET NUMBER

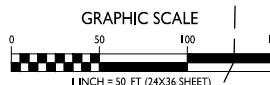
C-1.4

PROJECT NO. **1855**

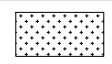
© Knothe & Bruce Architects, LLC



USABLE OPEN SPACE
C-1.4 1" = 50'-0"



| USABLE OPEN SPACE | |
|----------------------------|----------------------------------|
| ZONING: | SR-V2 |
| REQUIRED OPEN SPACE: | 500 S.F. / D.U. |
| DWELLING UNITS: | 202 |
| 500 S.F. X 202 = | 101,000 S.F. OPEN SPACE REQUIRED |
| OPEN SPACE PROVIDED: | |
| BALCONIES: 54 x 202 S.F. = | 10,908 S.F. |
| SURFACE: | 92,717 S.F. |
| TOTAL: | 103,625 S.F. |





knothe • bruce
ARCHITECTS

Phone: 7601 University Ave., Ste 201
608.936.3690 Middleton, WI 53542

ISSUED
Issued for Land Use & UDC: March 20, 2019

PROJECT TITLE
Esker Apartments

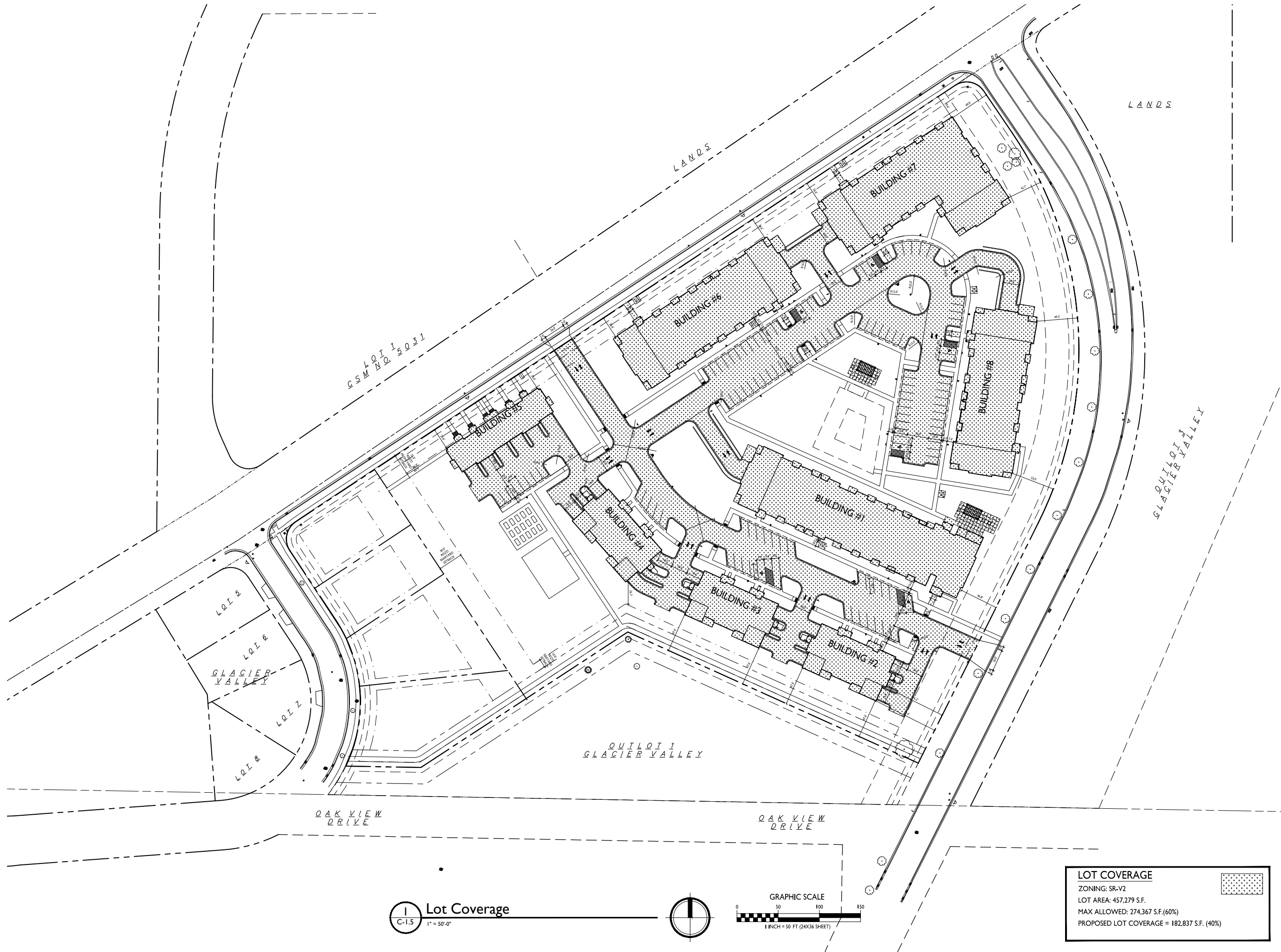
2801 Hickory Ridge Rd.
SHEET TITLE
Lot Coverage

SHEET NUMBER

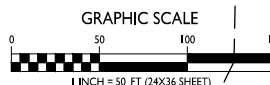
C-1.5

PROJECT NO. 1855

© Knothe & Bruce Architects, LLC



Lot Coverage
C-1.5 1" = 50'-0"



| LOT COVERAGE | |
|-------------------------|--------------------|
| ZONING: | SR-V2 |
| LOT AREA: | 457,279 S.F. |
| MAX ALLOWED: | 274,367 S.F. (60%) |
| PROPOSED LOT COVERAGE = | 182,837 S.F. (40%) |

©2019 Vierbicher Associates, Inc.

19 Mar 2019 - 1:55p M:\TR Mckenzie\180287_801 Raymond Rd, Madison\CADD\180287_Existing Conditions.dwg by: jzm

NOTES:

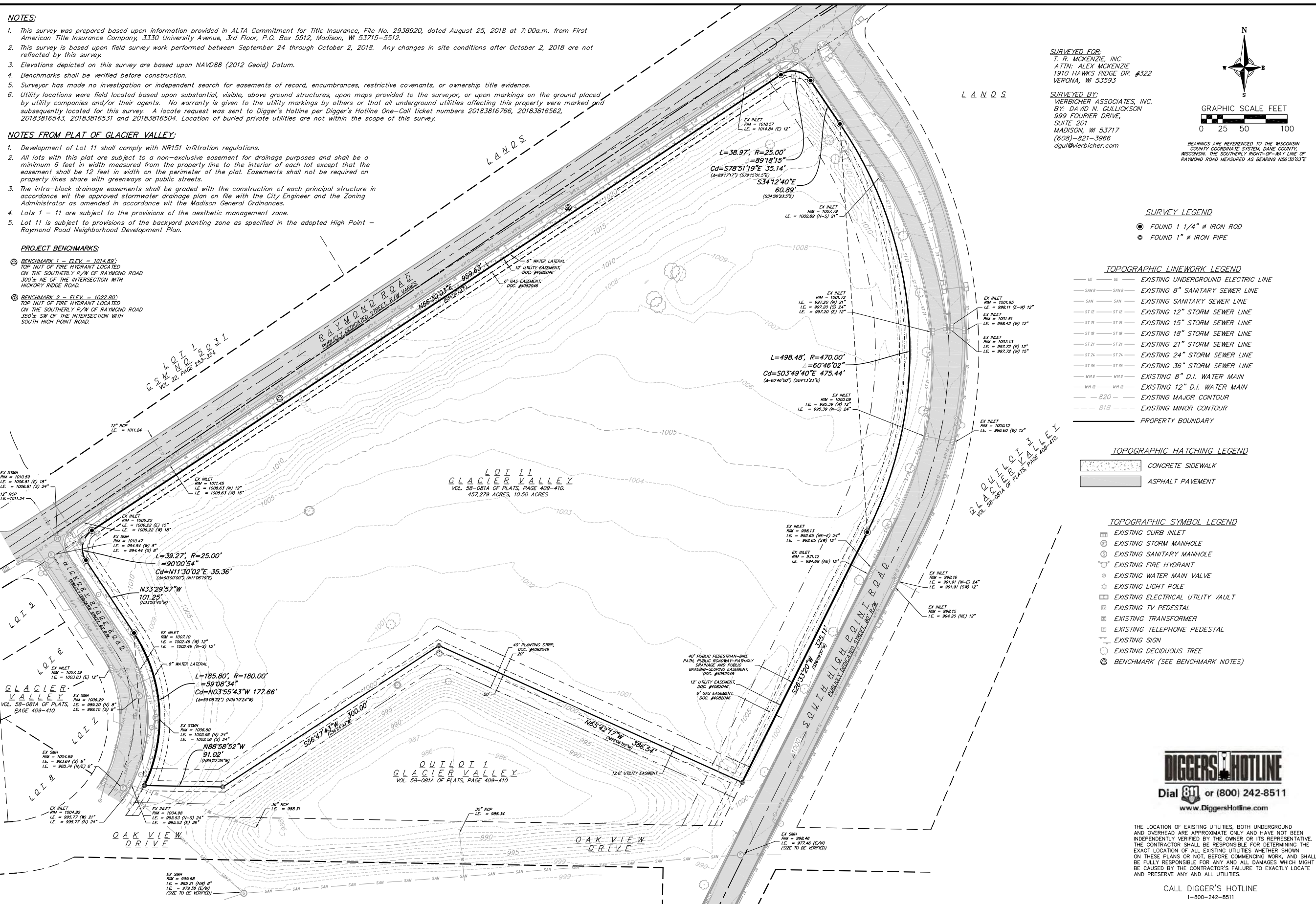
- This survey was prepared based upon information provided in ALTA Commitment for Title Insurance, File No. 2938920, dated August 25, 2018 at 7:00a.m. from First American Title Insurance Company, 3330 University Avenue, 3rd Floor, P.O. Box 5512, Madison, WI 53715-5512.
- This survey is based upon field survey work performed between September 24 through October 2, 2018. Any changes in site conditions after October 2, 2018 are not reflected by this survey.
- Elevations depicted on this survey are based upon NAVD88 (2012 Geoid) Datum.
- Benchmarks shall be verified before construction.
- Surveyor has made no investigation or independent search for easements of record, encumbrances, restrictive covenants, or ownership title evidence.
- Utility locations were field located based upon substantial, visible, above ground structures, upon maps provided to the surveyor, or upon markings on the ground placed by utility companies and/or their agents. No warranty is given to the utility markings by others or that all underground utilities affecting this property were marked and subsequently located for this survey. A locate request was sent to Digger's Hotline per Digger's Hotline One-Call ticket numbers 20183816766, 20183816562, 20183816543, 20183816531 and 20183816504. Location of buried private utilities are not within the scope of this survey.

NOTES FROM PLAT OF GLACIER VALLEY:

- Development of Lot 11 shall comply with NR151 infiltration regulations.
- All lots with this plat are subject to a non-exclusive easement for drainage purposes and shall be a minimum 6 feet in width measured from the property line to the interior of each lot except that the easement shall be 12 feet in width on the perimeter of the plat. Easements shall not be required on property lines shore with greenways or public streets.
- The intra-block drainage easements shall be graded with the construction of each principal structure in accordance with the approved stormwater drainage plan on file with the City Engineer and the Zoning Administrator as amended in accordance with the Madison General Ordinances.
- Lots 1 - 11 are subject to the provisions of the aesthetic management zone.
- Lot 11 is subject to provisions of the backyard planting zone as specified in the adopted High Point - Raymond Road Neighborhood Development Plan.

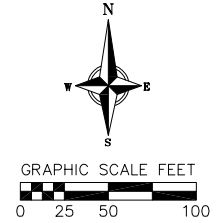
PROJECT BENCHMARKS:

- BENCHMARK 1 - ELEV. = 1014.89'**
TOP NUT OF FIRE HYDRANT LOCATED ON THE SOUTHERLY R/W OF RAYMOND ROAD 300'± NE OF THE INTERSECTION WITH HICKORY RIDGE ROAD.
- BENCHMARK 2 - ELEV. = 1022.80'**
TOP NUT OF FIRE HYDRANT LOCATED ON THE SOUTHERLY R/W OF RAYMOND ROAD 350'± SW OF THE INTERSECTION WITH SOUTH HIGH POINT ROAD.



SURVEYED FOR:
T. R. MCKENZIE, INC.
ATTN: ALEX MCKENZIE
1910 HAWKS RIDGE DR. #322
VERONA, WI 53593

SURVEYED BY:
VIERBICHER ASSOCIATES, INC.
BY: DAVID N. GULLICKSON
999 FOURIER DRIVE,
SUITE 201
MADISON, WI 53717
(608)-821-3966
dgul@vierbicher.com



BEARINGS ARE REFERENCED TO THE WISCONSIN COUNTY COORDINATE SYSTEM, DANE COUNTY, WISCONSIN. THE SOUTHERLY RIGHT-OF-WAY LINE OF RAYMOND ROAD MEASURED AS BEARING N56°30'03\"/>

SURVEY LEGEND

- FOUND 1 1/4" Ø IRON ROD
- FOUND 1" Ø IRON PIPE

TOPOGRAPHIC LINWORK LEGEND

- UE — UE — EXISTING UNDERGROUND ELECTRIC LINE
- SAN 8 — SAN 8 — EXISTING 8" SANITARY SEWER LINE
- SAN — SAN — EXISTING SANITARY SEWER LINE
- ST 12 — ST 12 — EXISTING 12" STORM SEWER LINE
- ST 15 — ST 15 — EXISTING 15" STORM SEWER LINE
- ST 18 — ST 18 — EXISTING 18" STORM SEWER LINE
- ST 21 — ST 21 — EXISTING 21" STORM SEWER LINE
- ST 24 — ST 24 — EXISTING 24" STORM SEWER LINE
- ST 36 — ST 36 — EXISTING 36" STORM SEWER LINE
- WM 8 — WM 8 — EXISTING 8" D.I. WATER MAIN
- WM 12 — WM 12 — EXISTING 12" D.I. WATER MAIN
- 820 — — EXISTING MAJOR CONTOUR
- 818 — — EXISTING MINOR CONTOUR
- — — PROPERTY BOUNDARY

TOPOGRAPHIC HATCHING LEGEND

- ▨ CONCRETE SIDEWALK
- ▨ ASPHALT PAVEMENT

TOPOGRAPHIC SYMBOL LEGEND

- ⊞ EXISTING CURB INLET
- ⊙ EXISTING STORM MANHOLE
- ⊙ EXISTING SANITARY MANHOLE
- ⊙ EXISTING FIRE HYDRANT
- ⊙ EXISTING WATER MAIN VALVE
- ⊙ EXISTING LIGHT POLE
- ⊙ EXISTING ELECTRICAL UTILITY VAULT
- ⊙ EXISTING TV PEDESTAL
- ⊙ EXISTING TRANSFORMER
- ⊙ EXISTING TELEPHONE PEDESTAL
- ⊙ EXISTING SIGN
- ⊙ EXISTING DECIDUOUS TREE
- ⊙ BENCHMARK (SEE BENCHMARK NOTES)

DIGGERS HOTLINE
Dial 811 or (800) 242-8511
www.DiggersHotline.com

THE LOCATION OF EXISTING UTILITIES, BOTH UNDERGROUND AND OVERHEAD ARE APPROXIMATE ONLY AND HAVE NOT BEEN INDEPENDENTLY VERIFIED BY THE OWNER OR ITS REPRESENTATIVE. THE CONTRACTOR SHALL BE RESPONSIBLE FOR DETERMINING THE EXACT LOCATION OF ALL EXISTING UTILITIES WHETHER SHOWN ON THESE PLANS OR NOT, BEFORE COMMENCING WORK, AND SHALL BE FULLY RESPONSIBLE FOR ANY AND ALL DAMAGES WHICH MAY BE CAUSED BY THE CONTRACTOR'S FAILURE TO EXACTLY LOCATE AND PRESERVE ANY AND ALL UTILITIES.

CALL DIGGER'S HOTLINE
1-800-242-8511

Existing Conditions
Lot 11 Glacier Valley
City of Madison
Dane County, Wisconsin

| REVISIONS | NO. | DATE | REMARKS |
|-----------|-----|------|---------|
| | | | |
| | | | |
| | | | |
| | | | |


SCALE AS SHOWN
DATE 03/20/2019
DRAFTER DGUL
CHECKED MVAR
PROJECT NO. 180287
SHEET 1 OF 4
DWG. NO. C-1.0

vierbicher
planners | engineers | advisors
Phone: (608) 261-3898

© 2019 Vierbicher Associates, Inc.

19 Mar 2019 - 1:55p M:\TR\McKenzie\180287_7801 Raymond Rd, Madison\CADD\180287_Existing Conditions.dwg by:jzam

PROJECT BENCHMARKS:
 BENCHMARK 1 - ELEV. = 1014.89';
 TOP NUT OF FIRE HYDRANT LOCATED
 ON THE SOUTHERLY R/W OF RAYMOND ROAD
 300'± NE OF THE INTERSECTION WITH
 HICKORY RIDGE ROAD.
 BENCHMARK 2 - ELEV. = 1022.80';
 TOP NUT OF FIRE HYDRANT LOCATED
 ON THE SOUTHERLY R/W OF RAYMOND ROAD
 350'± SW OF THE INTERSECTION WITH
 SOUTH HIGH POINT ROAD.



SURVEY LEGEND

- FOUND 1 1/4" Ø IRON ROD
- FOUND 1" Ø IRON PIPE

TOPOGRAPHIC LINework LEGEND

- UE — UE — EXISTING UNDERGROUND ELECTRIC LINE
- SAN 8 — SAN 8 — EXISTING 8" SANITARY SEWER LINE
- SAN — SAN — EXISTING SANITARY SEWER LINE
- ST 12 — ST 12 — EXISTING 12" STORM SEWER LINE
- ST 15 — ST 15 — EXISTING 15" STORM SEWER LINE
- ST 18 — ST 18 — EXISTING 18" STORM SEWER LINE
- ST 21 — ST 21 — EXISTING 21" STORM SEWER LINE
- ST 24 — ST 24 — EXISTING 24" STORM SEWER LINE
- ST 36 — ST 36 — EXISTING 36" STORM SEWER LINE
- WM 8 — WM 8 — EXISTING 8" D.I. WATER MAIN
- WM 12 — WM 12 — EXISTING 12" D.I. WATER MAIN
- 820 — 820 — EXISTING MAJOR CONTOUR
- 818 — 818 — EXISTING MINOR CONTOUR
- — — — — PROPERTY BOUNDARY

TOPOGRAPHIC HATCHING LEGEND

- [Hatched Box] CONCRETE SIDEWALK
- [Hatched Box] ASPHALT PAVEMENT

TOPOGRAPHIC SYMBOL LEGEND

- [Symbol] EXISTING CURB INLET
- [Symbol] EXISTING STORM MANHOLE
- [Symbol] EXISTING SANITARY MANHOLE
- [Symbol] EXISTING FIRE HYDRANT
- [Symbol] EXISTING WATER MAIN VALVE
- [Symbol] EXISTING LIGHT POLE
- [Symbol] EXISTING ELECTRICAL UTILITY VAULT
- [Symbol] EXISTING TV PEDESTAL
- [Symbol] EXISTING TRANSFORMER
- [Symbol] EXISTING TELEPHONE PEDESTAL
- [Symbol] EXISTING SIGN
- [Symbol] EXISTING DECIDUOUS TREE
- [Symbol] BENCHMARK (SEE BENCHMARK NOTES)

DEMOLITION PLAN LEGEND

- [X] TREE REMOVAL
- [Cross-hatched Box] SAWCUT
- [Diagonal-hatched Box] ASPHALT REMOVAL
- [Dotted-hatched Box] CONCRETE REMOVAL
- [Dashed Line] SAWCUT
- [X in Circle] UTILITY STRUCTURE REMOVAL
- [X in Square] UTILITY LINE REMOVAL

DIGGERS HOTLINE
 Dial 811 or (800) 242-8511
 www.DiggersHotline.com

THE LOCATION OF EXISTING UTILITIES, BOTH UNDERGROUND AND OVERHEAD ARE APPROXIMATE ONLY AND HAVE NOT BEEN INDEPENDENTLY VERIFIED BY THE OWNER OR ITS REPRESENTATIVE. THE CONTRACTOR SHALL BE RESPONSIBLE FOR DETERMINING THE EXACT LOCATION OF ALL EXISTING UTILITIES WHETHER SHOWN ON THESE PLANS OR NOT, BEFORE COMMENCING WORK, AND SHALL BE FULLY RESPONSIBLE FOR ANY AND ALL DAMAGES WHICH MAY BE CAUSED BY THE CONTRACTOR'S FAILURE TO EXACTLY LOCATE AND PRESERVE ANY AND ALL UTILITIES.

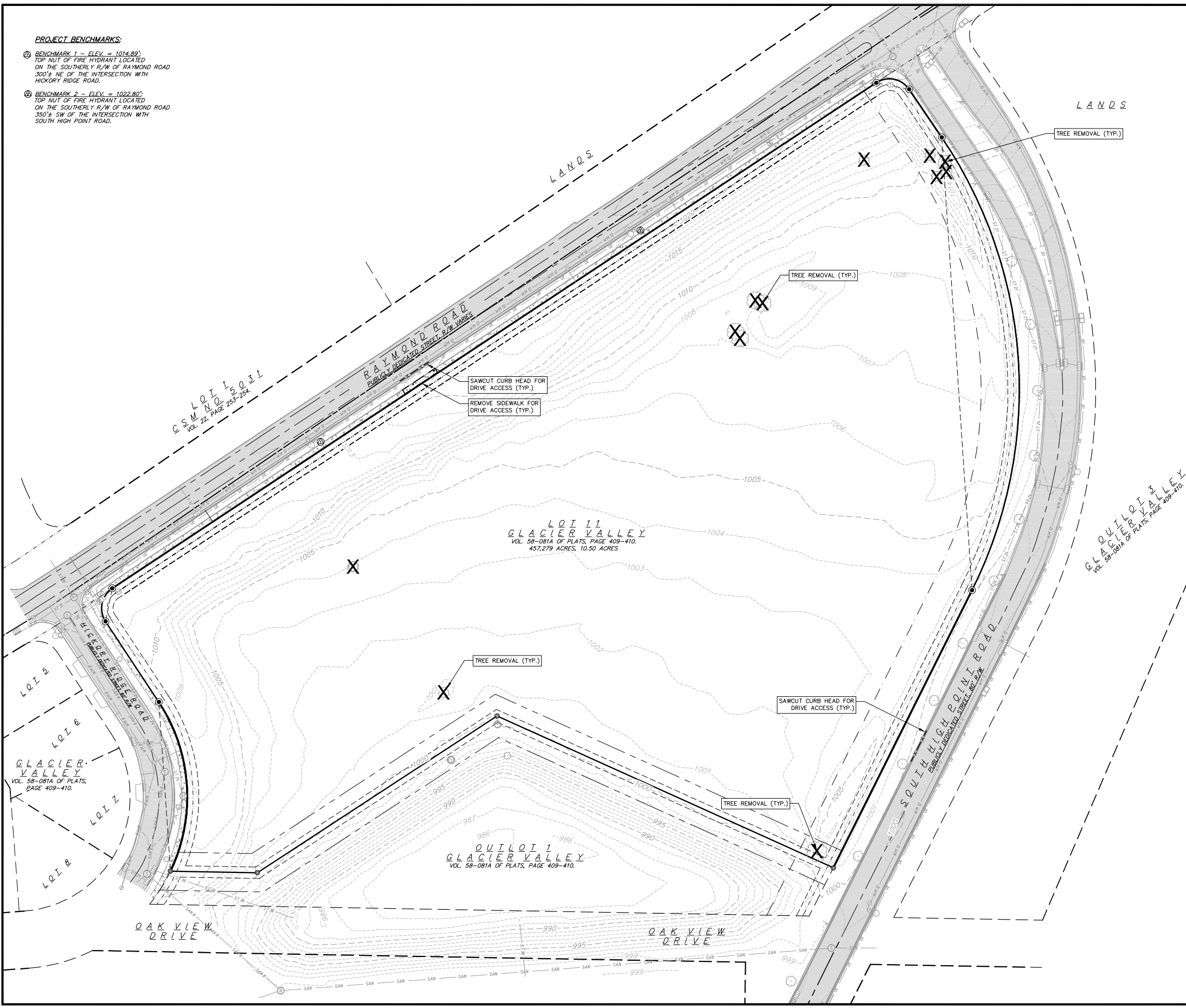
CALL DIGGER'S HOTLINE
 1-800-242-8511

vierbicher
 planners | engineers | architects
 Phone: (608) 261-3898

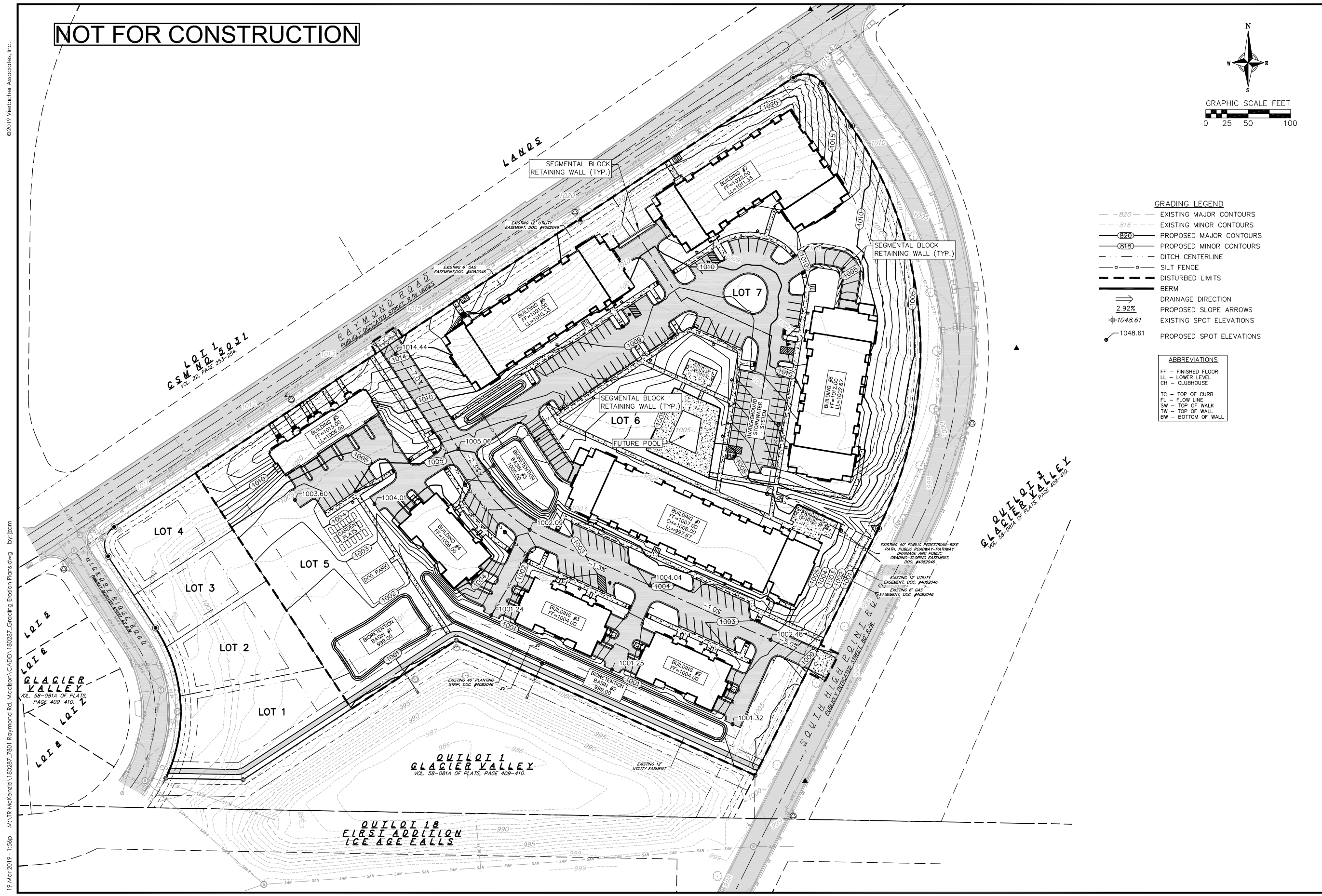
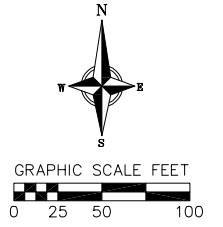
Demolition Plan
 The Esker Apartments
 City of Madison
 Dane County, Wisconsin

| REVISIONS | NO. | DATE | REMARKS |
|-----------|-----|------|---------|
| | | | |
| | | | |
| | | | |

| | |
|-------------|------------|
| SCALE | AS SHOWN |
| DATE | 03/20/2019 |
| DRAFTER | JZAM |
| CHECKED | RKOL |
| PROJECT NO. | 180287 |
| SHEET | 2 OF 4 |
| DWG. NO. | C-1.1 |



NOT FOR CONSTRUCTION



- GRADING LEGEND**
- - 820 - - EXISTING MAJOR CONTOURS
 - - 819 - - EXISTING MINOR CONTOURS
 - 820 — PROPOSED MAJOR CONTOURS
 - 819 — PROPOSED MINOR CONTOURS
 - - - - - DITCH CENTERLINE
 - o — o — SILT FENCE
 - - - - - DISTURBED LIMITS
 - — — — — BERM
 - ⇒ DRAINAGE DIRECTION
 - 2.92% PROPOSED SLOPE ARROWS
 - ⊕ 1048.61 EXISTING SPOT ELEVATIONS
 - ⊕ 1048.61 PROPOSED SPOT ELEVATIONS

- ABBREVIATIONS**
- FF - FINISHED FLOOR
 - LL - LOWER LEVEL
 - CH - CLUBHOUSE
 - TC - TOP OF CURB
 - FL - FLOW LINE
 - SW - TOP OF WALK
 - TW - TOP OF WALL
 - BW - BOTTOM OF WALL



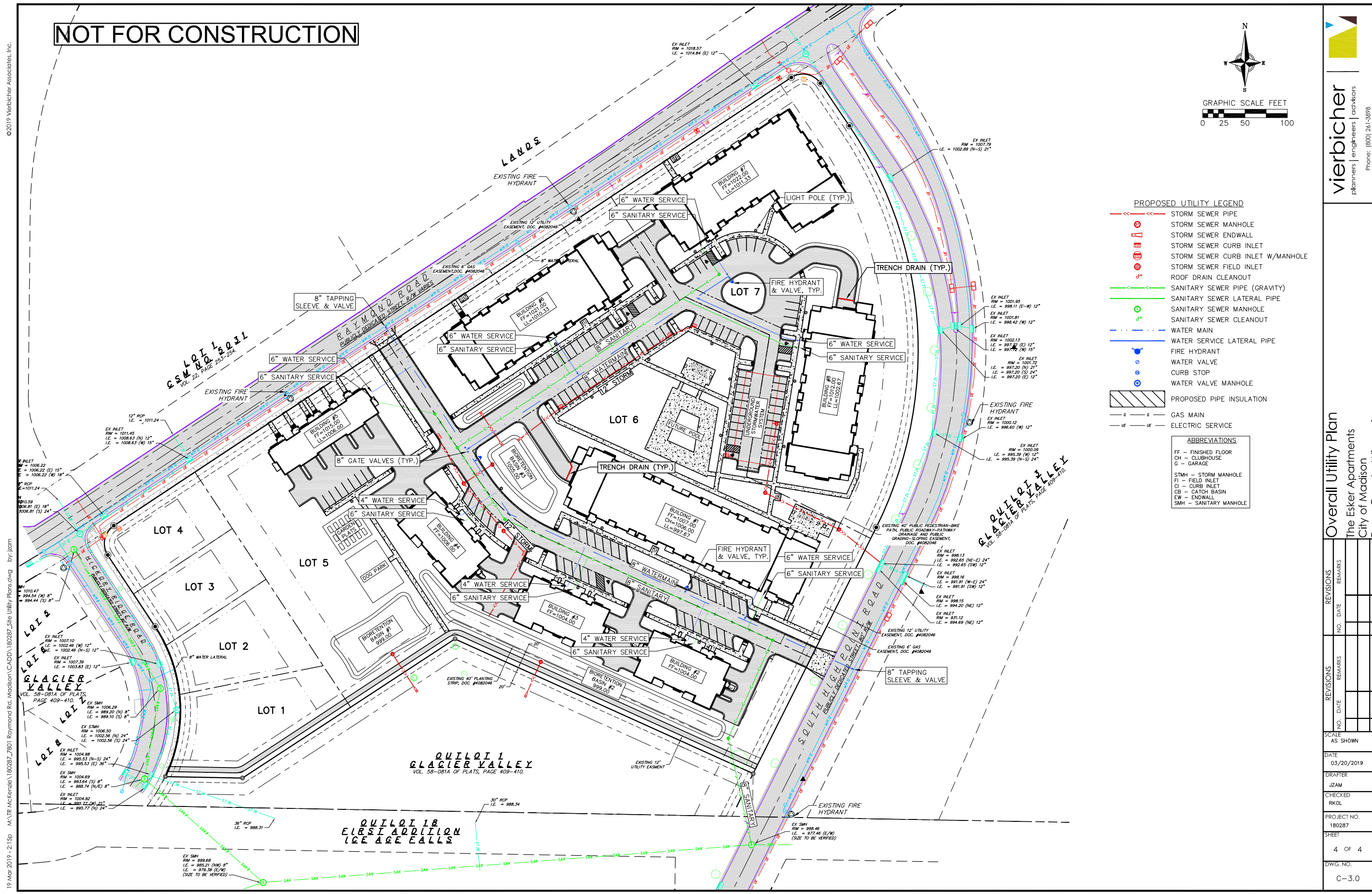
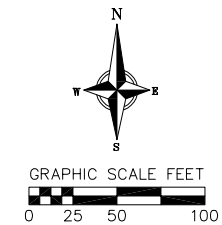
Overall Grading Plan
 The Esker Apartments
 City of Madison
 Dane County, Wisconsin

| REVISIONS | NO. | DATE | REMARKS |
|-----------|-----|------|---------|
| | | | |
| | | | |
| | | | |
| | | | |

SCALE AS SHOWN
 DATE 03/20/2019
 DRAFTER JZAM
 CHECKED RKOL
 PROJECT NO. 180287
 SHEET 3 OF 4
 DWG. NO. C-2.0

19 Mar 2019 - 1:56p M:\TR Mckenzie\180287_7801 Raymond Rd, Madison\CAD\180287_Grading Erosion Plans.dwg by jzam
 ©2019 Vierbicher Associates, Inc.

NOT FOR CONSTRUCTION



PROPOSED UTILITY LEGEND

- STORM SEWER PIPE
- STORM SEWER MANHOLE
- STORM SEWER ENDWALL
- STORM SEWER CURB INLET
- STORM SEWER CURB INLET W/MANHOLE
- STORM SEWER FIELD INLET
- ROOF DRAIN CLEANOUT
- SANITARY SEWER PIPE (GRAVITY)
- SANITARY SEWER LATERAL PIPE
- SANITARY SEWER MANHOLE
- SANITARY SEWER CLEANOUT
- WATER MAIN
- WATER SERVICE LATERAL PIPE
- FIRE HYDRANT
- WATER VALVE
- CURB STOP
- WATER VALVE MANHOLE
- PROPOSED PIPE INSULATION
- GAS MAIN
- ELECTRIC SERVICE

ABBREVIATIONS

- FF - FINISHED FLOOR
- CH - CLUBHOUSE
- G - GARAGE
- STMH - STORM MANHOLE
- FI - FIELD INLET
- CI - CURB INLET
- CB - CATCH BASIN
- EW - ENDWALL
- SMH - SANITARY MANHOLE

| REVISIONS | NO. | DATE | REMARKS |
|-----------|-----|------|---------|
| | | | |
| | | | |
| | | | |
| | | | |

SCALE: AS SHOWN

DATE: 03/20/2019

DRAFTER: JZAM

CHECKED: RKOL

PROJECT NO.: 180287

SHEET: 4 OF 4

DWG. NO.: C-3.0

19 Mar 2019 - 2:15p M:\TR Mckenzie\180287_7801 Raymond Rd, Madison\CADD\180287_Site Utility Plans.dwg by: jzam

| Key | Qty | Botanical Name | Common Name | Size/Condition |
|-----------------|-----|---|------------------------------------|----------------|
| Trees | | | | |
| AFJ | 14 | Acer x freemanii 'Jeffersred' | AUTUMN PLAZE MAPLE | 25 in BB |
| Arf | 1 | Acer rubrum 'Frank.J' | RED POINTE RED MAPLE | 25 in BB |
| DpW | 5 | Betula populifolia 'Whitespire' | WHITESPIRE BIRCH CLUMP | 10 ft BB |
| Co | 6 | Celtis occidentalis | HACKBERRY | 25 in BB |
| CaB | 6 | Gymnocladus dioica 'Decaf' | DECAF KENTUCKY COFFEE TREE | 25 in BB |
| Grv | 9 | Quercus triacanthos var. 'normis' 'Suncoke' | SUNBURST HONEYLOCUST | 25 in BB |
| MJ | 8 | Malus 'Lowdole' | RED JEWEL CRABAPPLE | 15 in BB |
| MP | 15 | Malus 'Prairifire' | PEAKFIRE CRABAPPLE | 15 in BB |
| PoC | 5 | Pyrus calleryana 'Cleveland Select' | CLEVELAND SELECT PEAR | 15 in BB |
| Ob | 2 | Quercus bicolor | SWAMP WHITE OAK | 25 in BB |
| OmC | 5 | Quercus x macdonaldii 'Clonans' | HERITAGE OAK | 25 in BB |
| SH | 6 | Syringa reticulata ' Ivory Silk' | IVORY SILK JAPANESE TREE LLAC (17) | 15 in BB |
| TaM | 6 | Tilia americana 'McSentry' | AMERICAN SENTRY LINDEN | 25 in BB |
| Conifers | | | | |
| JcK | 37 | Juniperus chinensis 'Kalan's Compact' | KALLAY'S COMPACT JUNIPER | #5 CG |
| PaG | 9 | Picea glauca densata | BLACK HILLS SPRUCE | 5 ft BB |
| PpG | 14 | Picea pungens 'Glauc' | BLUE COLORADO SPRUCE | 5 ft BB |
| Ps | 15 | Pinus strobus | EASTERN WHITE PINE | 6 ft BB |
| TnT | 35 | Taxus x media 'Tauntont' | TAUNTON YEW | #5 CG |
| ToT | 17 | Thuja occidentalis 'Techny' | TECHNY ARBORVITAE | 4 ft BB |
| Shrubs | | | | |
| AmM | 17 | Aronia melanocarpa 'Morton' | ROQUOIS BEAUTY CHOKEBERRY | #5 CG |
| CaA | 21 | Cornus alba 'Aronia-Margonata' | EUROPEAN VAREGATED DOGWOOD | #5 CG |
| HpJ | 46 | Hydrangea paniculata 'Lim' | LITTLE LIME HYDRANGEA | #5 CG |
| Pos | 38 | Physocarpus opulifolius 'Seward' | SUMMER WINE NINEBARK | #5 CG |
| Ra | 36 | Ribes alpinum | ALPINE CURRANT | #5 CG |
| RaG | 34 | Rhus aromatica 'Gro-Low' | GRO-LOW SUMAC | #5 CG |
| SF | 128 | Spiraea japonica 'Plumosa Mound' | PLUMING MOUND SPIREA | #5 CG |
| SpM | 16 | Syringa patula 'Miss Kim' | MISS KIM LLAC | #5 CG |
| VaC | 15 | Viburnum dentatum 'Christoni' | BLUE MUFFIN VIBURNUM | #5 CG |
| WtB | 64 | Wegelia Florida 'Bokraspf' | SPLLED WINE WEGELIA | #5 CG |

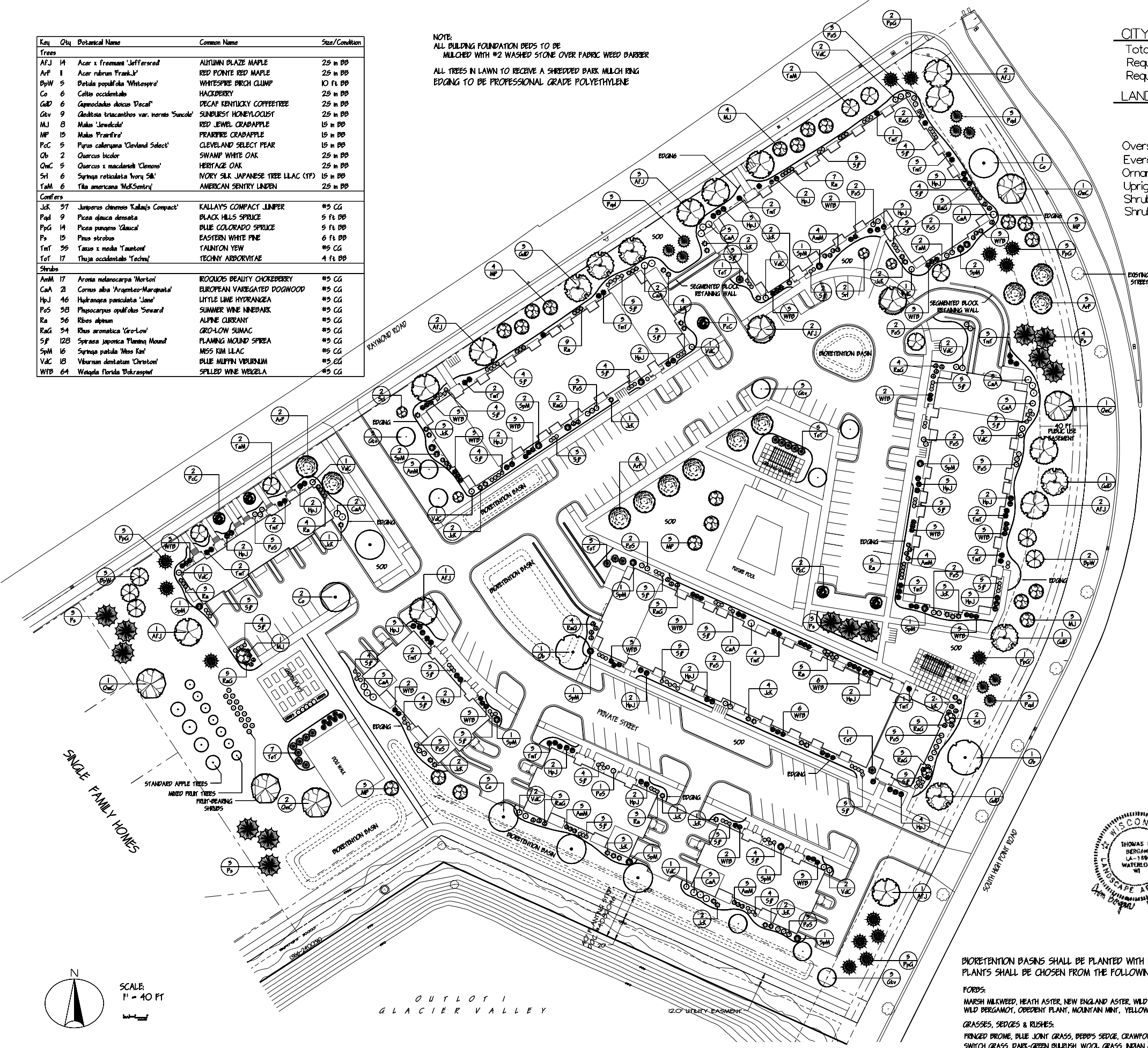

NOTE:
ALL BUILDING FOUNDATION BEDS TO BE MULCHED WITH #2 WASHED STONE OVER FABRIC WEED BARRIER
ALL TREES IN LAWN TO RECEIVE A SHREDDED BARK MULCH RING
EDGING TO BE PROFESSIONAL GRADE POLYETHYLENE

CITY OF MADISON LANDSCAPING REQUIREMENTS

Total developed square footage 184,982
Required landscape units (Total/300 sq ft) 617
Required landscape points (Units X 5 pts) 3085

LANDSCAPE POINTS CALCULATION

| PLANT TYPE (MINIMUM SIZE) | NEW/ PROPOSED | |
|--|---------------|-----------------|
| | PONT VALUE | POINTS ACHIEVED |
| Overstory deciduous trees (2.5' caliper) | 35 | 64 |
| Evergreen trees (5' tall) | 35 | 36 |
| Ornamental tree (1.5' caliper) | 15 | 32 |
| Upright evergreen shrub (3-4' tall) | 10 | 17 |
| Shrub, deciduous | 3 | 418 |
| Shrub, evergreen | 4 | 72 |
| TOTAL | | 5692 |



ISSUED
Issued fro Land Use & UDC: March 20, 2019

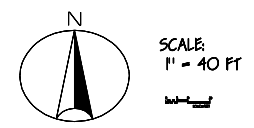
PROJECT TITLE
Esker Apartments

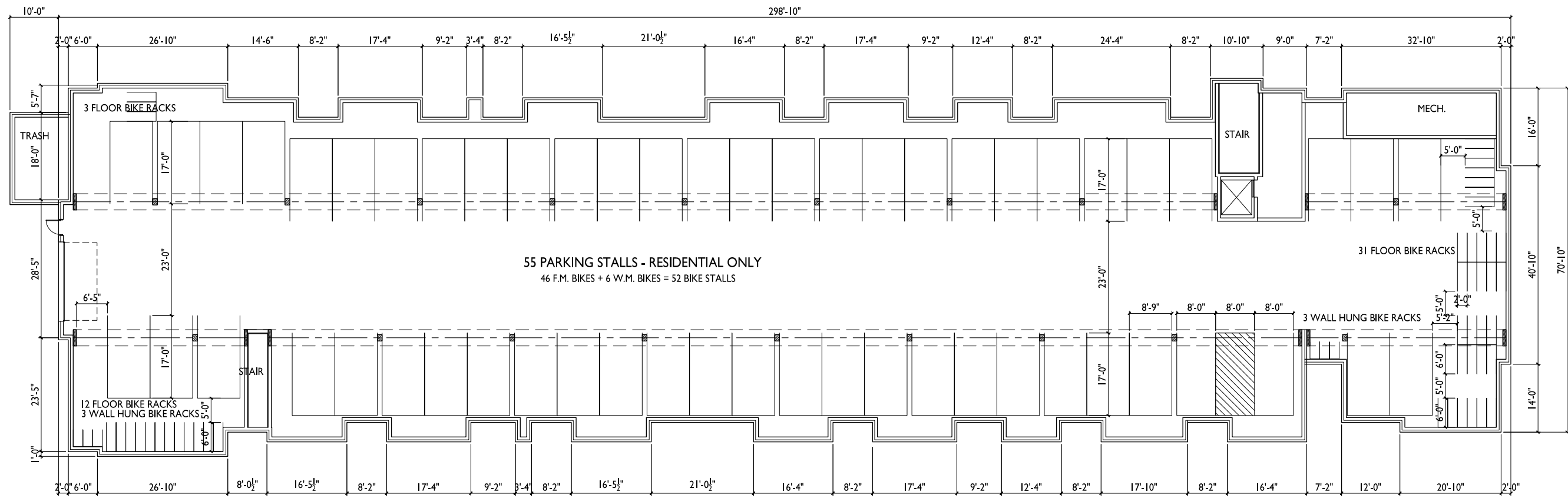
2801 Hickory Ridge Rd.
SHEET TITLE
Landscape Plan

BIORETENTION BASINS SHALL BE PLANTED WITH NATIVE PLANT PLUGS AT A SPACING OF ONE PLANT PER SQUARE FOOT. PLANTS SHALL BE CHOSEN FROM THE FOLLOWING LIST WITH AN ABSOLUTE MINIMUM OF 15 SPECIES OF FORBS AND 5 SPECIES OF GRASSES, SEDGES OR RUSHES.

FORBS:
MARSH MILKWEED, HEATH ASTER, NEW ENGLAND ASTER, WILD WHITE INDIGO, SPOTTED JOE PYE WEED, BONESET, PRAIRIE BLAZING STAR, MARSH BLAZING STAR, CARDINAL FLOWER, GREAT BLUE LOBELIA, WILD BERGAMOT, OBEDIENT PLANT, MOUNTAIN MINT, YELLOW CONEFLOWER, BLACK-EYED SUSAN, SWEET BLACK-EYED SUSAN, OHIO GOLDENROD, SPIDERWORT, BLUE VERVAIN, RANUNCULUS

GRASSES, SEDGES & RUSHES:
FRINGED PRUNE, BLUE JOINT GRASS, PEBB'S SEDGE, CRAWFORD'S SEDGE, FRINGED SEDGE, BROWN FOX SEDGE, COMMON FOX SEDGE, CANADA WILD RYE, VIRGINIA WILD RYE, REED MANNA GRASS, SWITCH GRASS, DARK-GREEN BULLRUSH, WOOL GRASS, INDIAN GRASS, PRAIRIE CORN GRASS





ISSUED
 Issued for Land Use & UDC: March 20, 2019

PROJECT TITLE
Esker Apartments

2801 Hickory Ridge Rd.
 SHEET TITLE
**Building I-
 Basement Floor
 Plan**

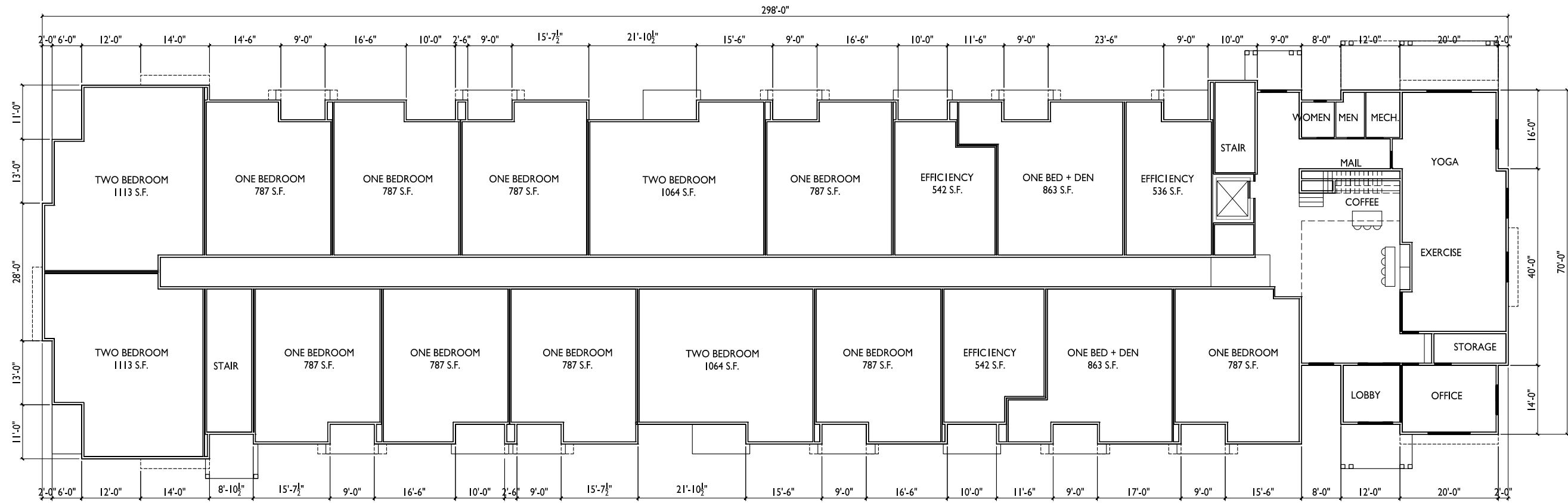
SHEET NUMBER

A-1.0

PROJECT NO. **1855**
 © Knothe & Bruce Architects, LLC

I
A-1.0 **BASEMENT FLOOR PLAN - BLDG I**
 3/32" = 1'-0"





ISSUED
 Issued for Land Use & UDC: March 20, 2019

PROJECT TITLE
Esker Apartments

2801 Hickory Ridge Rd.
 SHEET TITLE
**Building I-
 First Floor Plan**

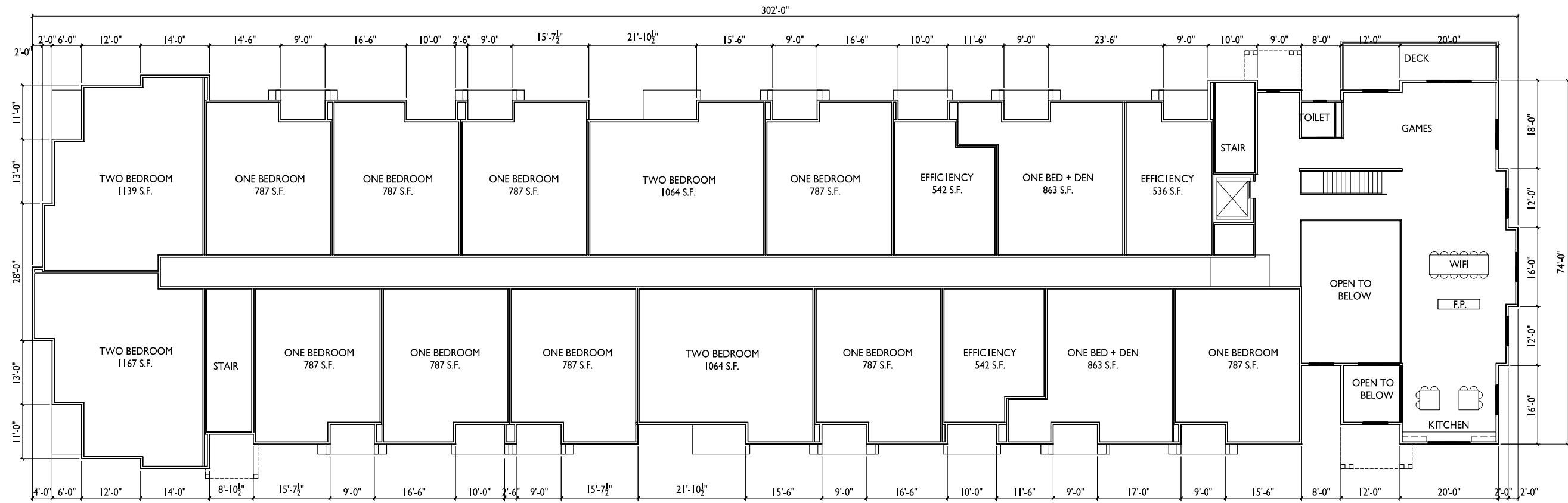
1 FIRST FLOOR PLAN - BLDG I
 A-1.1 3/32" = 1'-0"



SHEET NUMBER

A-1.1

PROJECT NO. **1855**
 © Knothe & Bruce Architects, LLC



ISSUED
 Issued for Land Use & UDC: March 20, 2019

PROJECT TITLE
Esker Apartments

2801 Hickory Ridge Rd.
 SHEET TITLE
**Building I-
 Second Floor Plan**

1
 A-1.2
 3/32" = 1'-0"



SHEET NUMBER

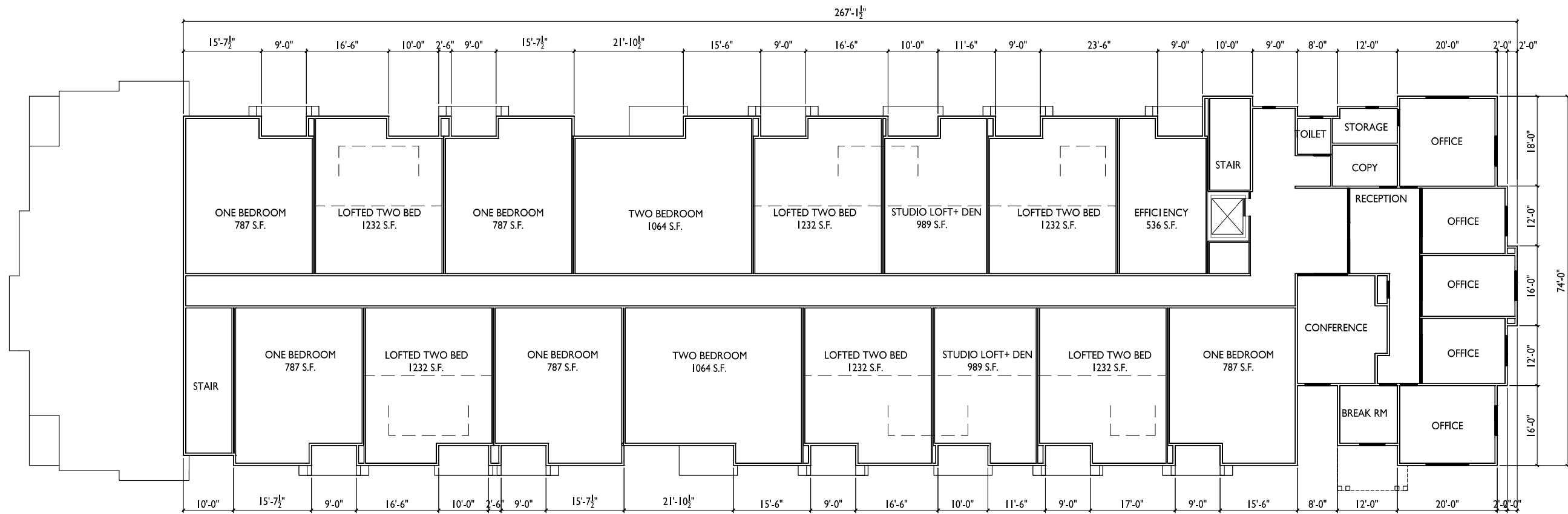
A-1.2

PROJECT NO. **1855**
 © Knothe & Bruce Architects, LLC



knothe • bruce
ARCHITECTS

Phone: 7601 University Ave., Ste 201
608.936.3690 Middleton, WI 53542



ISSUED
Issued for Land Use & UDC: March 20, 2019

PROJECT TITLE
Esker Apartments

2801 Hickory Ridge Rd.
SHEET TITLE
**Building I-
Third Floor Plan**

THIRD FLOOR PLAN - BLDG I
A-1.3 3/32" = 1'-0"



SHEET NUMBER

A-1.3

PROJECT NO. **1855**
© Knothe & Bruce Architects, LLC



- TYPICAL MATERIALS:**
- ASPHALT SHINGLES
 - ALUM. WRAPPED FASCIA
 - COMPOSITE TRIM
 - VINYL SIDING
 - COMPOSITE SIDING
 - VINYL WINDOWS
 - STANDING SEAM METAL ROOF
 - CAST STONE BANDS HEADS & SILLS
 - COMPOSITE WRAPPED COLUMNS & TRIM
 - BRICK VENEER

ISSUED
 Issued for Land Use & UDC: March 20, 2019

1
SOUTHWEST FRONT ELEVATION - BLDG 1
 A-2.1 3/32" = 1'-0"



- TYPICAL MATERIALS:**
- ASPHALT SHINGLES
 - ALUM. WRAPPED FASCIA
 - COMPOSITE TRIM
 - VINYL SIDING
 - COMPOSITE SIDING
 - VINYL WINDOWS
 - ALUMINUM RAILING
 - CAST STONE BANDS HEADS & SILLS
 - BRICK VENEER

2
SOUTHEAST ELEVATION - BLDG 1
 A-2.1 3/32" = 1'-0"

PROJECT TITLE
Esker Apartments

| EXTERIOR MATERIAL SCHEDULE | |
|------------------------------------|--------------------------------|
| BRICK VENEER | HEBRON - CHAMPAGNE SMOOTH |
| CAST STONE | BUFF - GROUNDFACE |
| COMPOSITE HORIZ. SIDING @ BAYS | LP- DUOBLEND CANYON |
| VINYL HORIZ. SIDING | CERTAINTEEED - CHARCOAL GRAY |
| ALUMINUM WRAPPED FASCIA | MATCH WITH HARDIE - PEARL GRAY |
| COMPOSITE TRIM @ BAYS | LP- DUOBLEND CANYON |
| COMPOSITE WINDOW/DOOR TRIM @ VINYL | HARDIE - PEARL GRAY |
| WINDOWS | TAN |
| RAILING | ALUMINUM - BLACK |
| ASPHALT SHINGLES | WEATHERED WOOD |
| METAL ROOF | CITYSCAPE |
| BUILDING ENTRANCES | BLACK |

2801 Hickory Ridge Rd.
 SHEET TITLE
**Building 1-
 Elevations**

SHEET NUMBER

A-2.1



1
A-2.2
3/32" = 1'-0"

**NORTHEAST
REAR ELEVATION - BLDG I**



2
A-2.2
3/32" = 1'-0"

NORTHWEST ELEVATION - BLDG I

ISSUED
Issued for Land Use & UDC: March 20, 2019

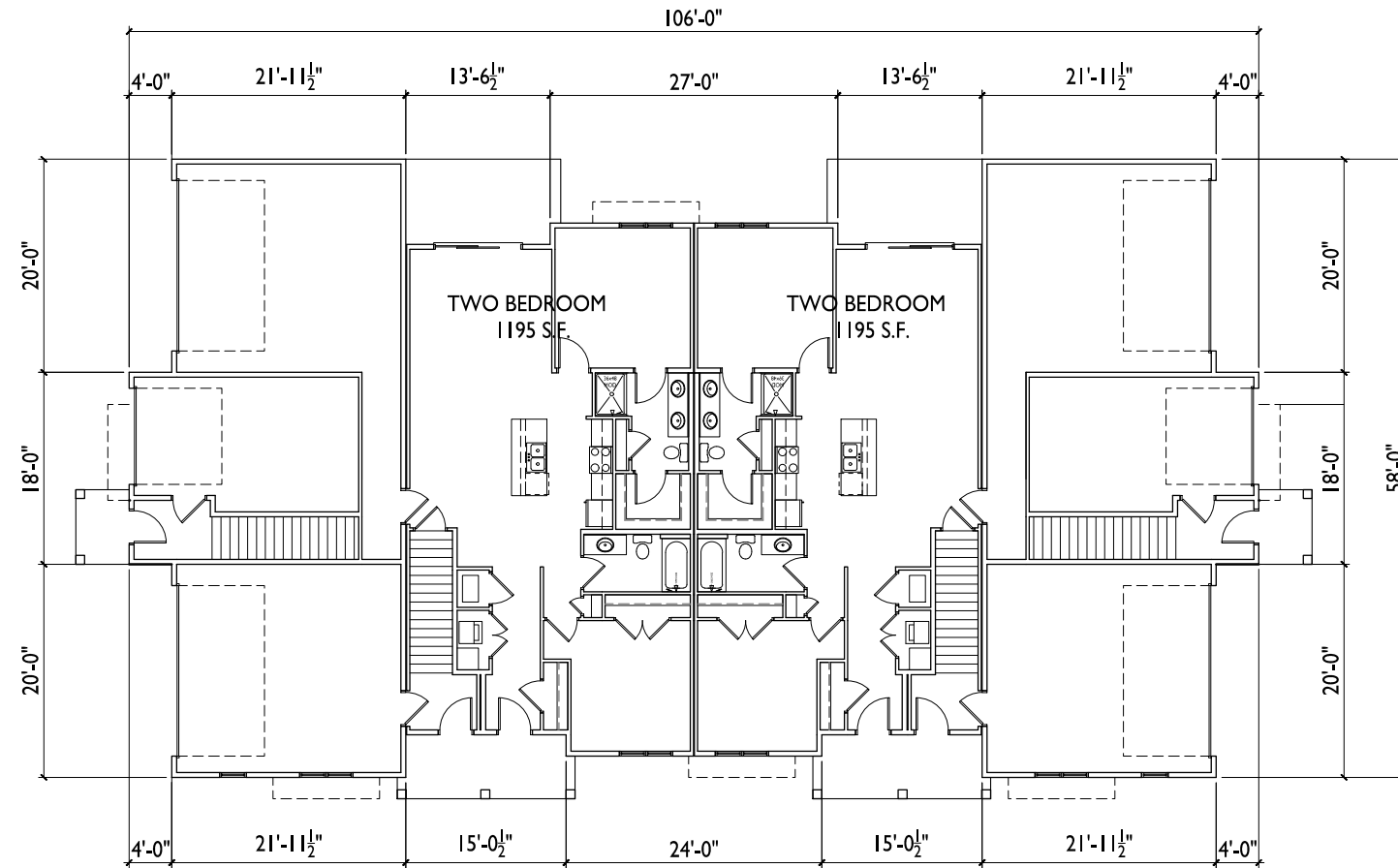
PROJECT TITLE
Esker Apartments

| EXTERIOR MATERIAL SCHEDULE | |
|------------------------------------|--------------------------------|
| BRICK VENEER | HEBRON - CHAMPAGNE SMOOTH |
| CAST STONE | BUFF - GROUNDFACE |
| COMPOSITE HORIZ. SIDING @ BAYS | LP- DUOBLEND CANYON |
| VINYL HORIZ. SIDING | CERTAINTEE - CHARCOAL GRAY |
| ALUMINUM WRAPPED FASCIA | MATCH WITH HARDIE - PEARL GRAY |
| COMPOSITE TRIM @ BAYS | LP- DUOBLEND CANYON |
| COMPOSITE WINDOW/DOOR TRIM @ VINYL | HARDIE - PEARL GRAY |
| WINDOWS | TAN |
| RAILING | ALUMINUM - BLACK |
| ASPHALT SHINGLES | WEATHERED WOOD |
| METAL ROOF | CITYSCAPE |
| BUILDING ENTRANCES | BLACK |

2801 Hickory Ridge Rd.
SHEET TITLE
**Building I-
Elevations**

SHEET NUMBER

A-2.2

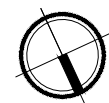


ISSUED
 Issued for Land Use & UDC: March 20, 2019

PROJECT TITLE
Esker Apartments

2801 Hickory Ridge Rd.
 SHEET TITLE
Buildings 2-4
First Floor Plan

FIRST FLOOR PLAN - BLDGS 2-4
 A-1.1 1/8" = 1'-0"



SHEET NUMBER

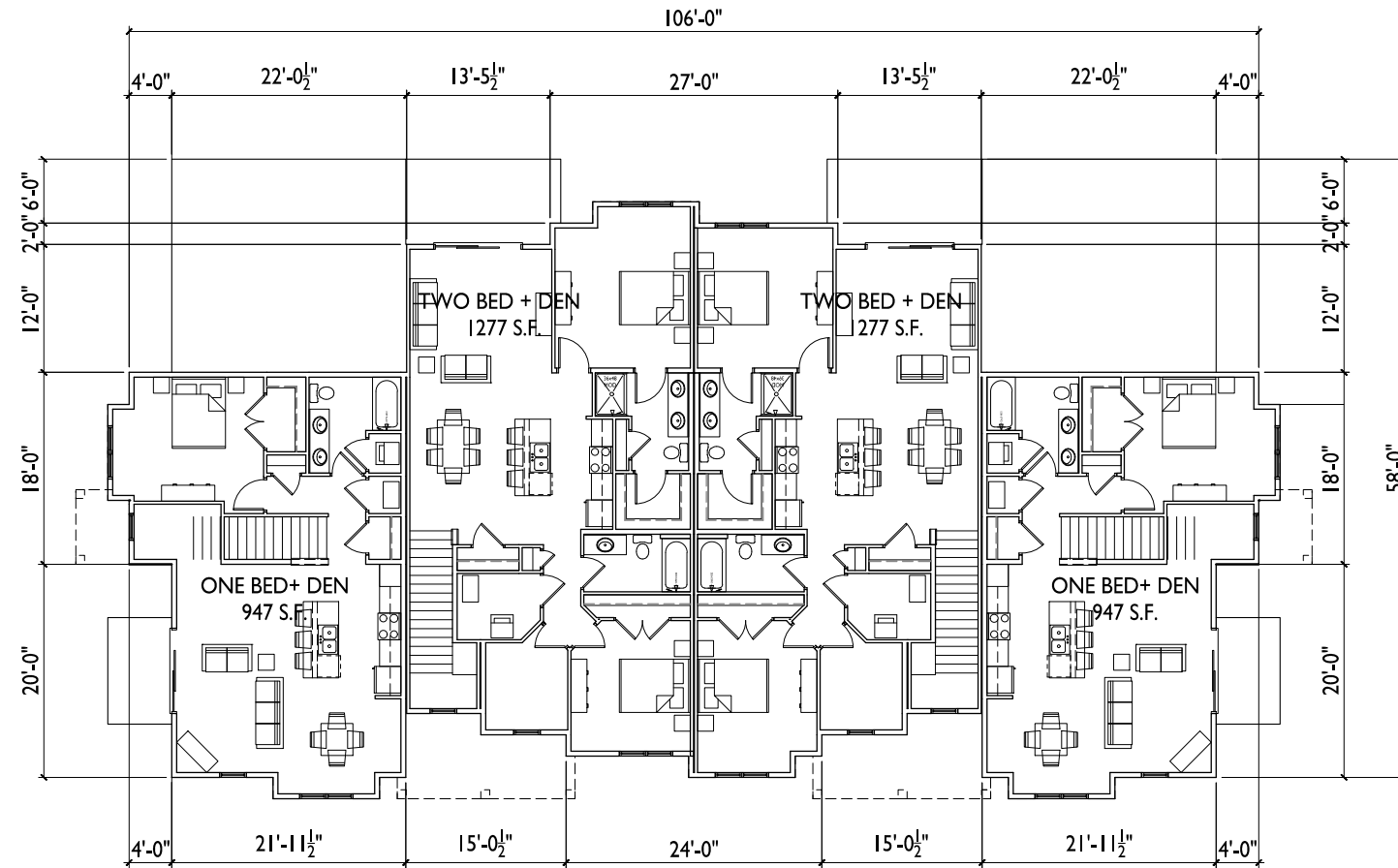
A-1.1

PROJECT NO. **1855**
 © Knothe & Bruce Architects, LLC



knothe · bruce
ARCHITECTS

Phone: 7601 University Ave., Ste 201
408.936.3690 Middleton, WI 53542



ISSUED
Issued for Land Use & UDC: March 20, 2019

PROJECT TITLE
Esker Apartments

2801 Hickory Ridge Rd.
SHEET TITLE
Buildings 2-4
Second Floor Plan

1 SECOND FLOOR PLAN - BLDGS 2-4
A-1.2 1/8" = 1'-0"



SHEET NUMBER

A-1.2

PROJECT NO. 1855
© Knothe & Bruce Architects, LLC



TYPICAL MATERIALS:

- ASPHALT SHINGLES
- ALUM. WRAPPED FASCIA
- STANDING SEAM METAL ROOF
- COMPOSITE TRIM
- VINYL SIDING
- ALUMINUM RAILING
- COMPOSITE SIDING
- VINYL WINDOWS
- COMPOSITE WRAPPED COLUMNS & TRIM
- CAST STONE BANDS HEADS & SILLS
- BRICK VENEER

1 FRONT ELEVATION - BLDGS 2-4
A-2.1 1/8" = 1'-0"



2 SIDE ELEVATION - BLDGS 2-4
A-2.1 1/8" = 1'-0"



3 REAR ELEVATION - BLDGS 2-4
A-2.1 1/8" = 1'-0"

| EXTERIOR MATERIAL SCHEDULE | |
|------------------------------------|---------------------------------|
| BRICK VENEER | HEBRON - CHAMPAGNE SMOOTH |
| CAST STONE | BUFF - GROUNDFACE |
| COMPOSITE HORIZ. SIDING @ BAYS | LP- DUOBLEND CANYON |
| VINYL HORIZ. SIDING | MASTIC - RUGGED CANYON |
| ALUMINUM WRAPPED FASCIA | MATCH WITH HARDIE - COBBLESTONE |
| COMPOSITE TRIM @ BAYS | LP- DUOBLEND CANYON |
| COMPOSITE WINDOW/DOOR TRIM @ VINYL | HARDIE - COBBLESTONE |
| WINDOWS | TAN |
| RAILING | ALUMINUM - BLACK |
| ASPHALT SHINGLES | WEATHERED WOOD |
| METAL ROOF | CITYSCAPE |
| BUILDING ENTRANCES | STAINED FIBERGLASS |

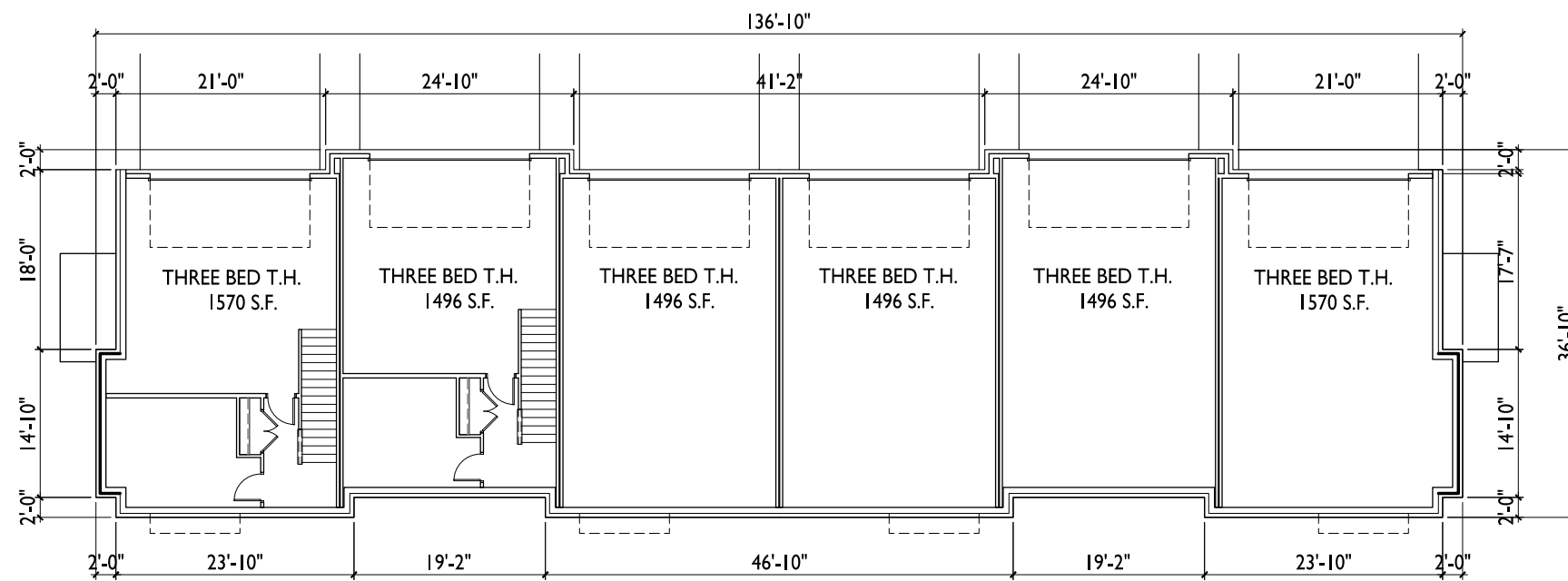
ISSUED
Issued for Land Use & UDC: March 20, 2019

PROJECT TITLE
Esker Apartments

2801 Hickory Ridge Rd.
SHEET TITLE
Buildings 2-4 Elevations

SHEET NUMBER

A-2.1



ISSUED
 Issued for Land Use & UDC: March 20, 2019

PROJECT TITLE
Esker Apartments

2801 Hickory Ridge Rd.
 SHEET TITLE
Building 5
Basement Floor
Plan

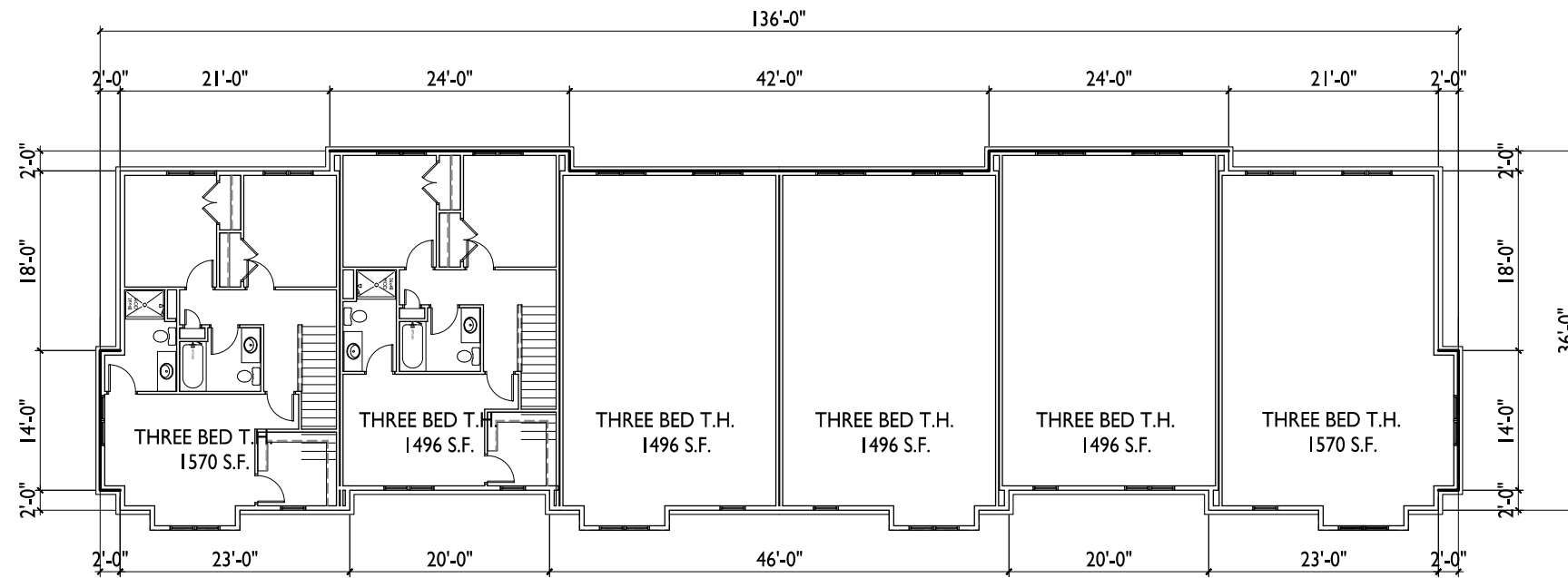
BASEMENT FLOOR PLAN - BLDG 5
 A-1.0 1/8" = 1'-0"



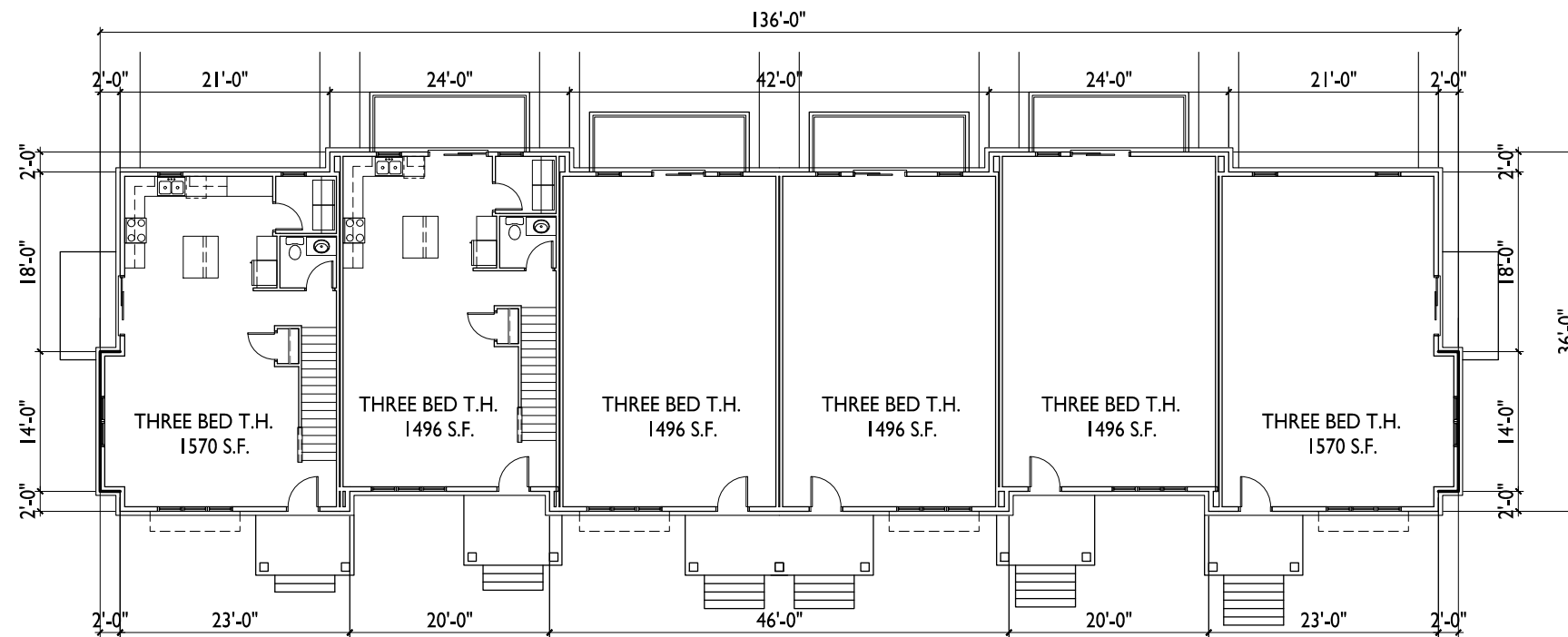
SHEET NUMBER

A-1.0

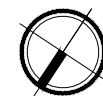
PROJECT NO. **1855**
 © Knothe & Bruce Architects, LLC



2 SECOND FLOOR PLAN - BLDG 5
A-1.1 1/8" = 1'-0"



1 FIRST FLOOR PLAN - BLDG 5
A-1.1 1/8" = 1'-0"





TYPICAL MATERIALS:

- ASPHALT SHINGLES
- ALUM. WRAPPED FASCIA
- STANDING SEAM METAL ROOF
- COMPOSITE TRIM
- VINYL SIDING
- COMPOSITE SIDING
- VINYL WINDOWS
- ALUMINUM RAILING
- CAST STONE BANDS HEADS & SILLS
- COMPOSITE WRAPPED COLUMNS & TRIM
- BRICK VENEER

1
A-2.1
1/8" = 1'-0"

**NORTHWEST ELEVATION
ALONG RAYMOND RD. - BLDG 5**

ISSUED
Issued for Land Use & UDC: March 20, 2019



2
A-2.1
1/8" = 1'-0"

END ELEVATION - BLDG 5

| EXTERIOR MATERIAL SCHEDULE | |
|------------------------------------|---------------------------------|
| BRICK VENEER | HEBRON - CHAMPAGNE SMOOTH |
| CAST STONE | BUFF - GROUNDFACE |
| COMPOSITE HORIZ. SIDING @ BAYS | LP- DUOBLEND CANYON |
| VINYL HORIZ. SIDING | MASTIC - RUGGED CANYON |
| ALUMINUM WRAPPED FASCIA | MATCH WITH HARDIE - COBBLESTONE |
| COMPOSITE TRIM @ BAYS | LP- DUOBLEND CANYON |
| COMPOSITE WINDOW/DOOR TRIM @ VINYL | HARDIE - COBBLESTONE |
| WINDOWS | TAN |
| RAILING | ALUMINUM - BLACK |
| ASPHALT SHINGLES | WEATHERED WOOD |
| METAL ROOF | CITYSCAPE |
| BUILDING ENTRANCES | STAINED FIBERGLASS |

PROJECT TITLE
Esker Apartments



3
A-2.1
1/8" = 1'-0"

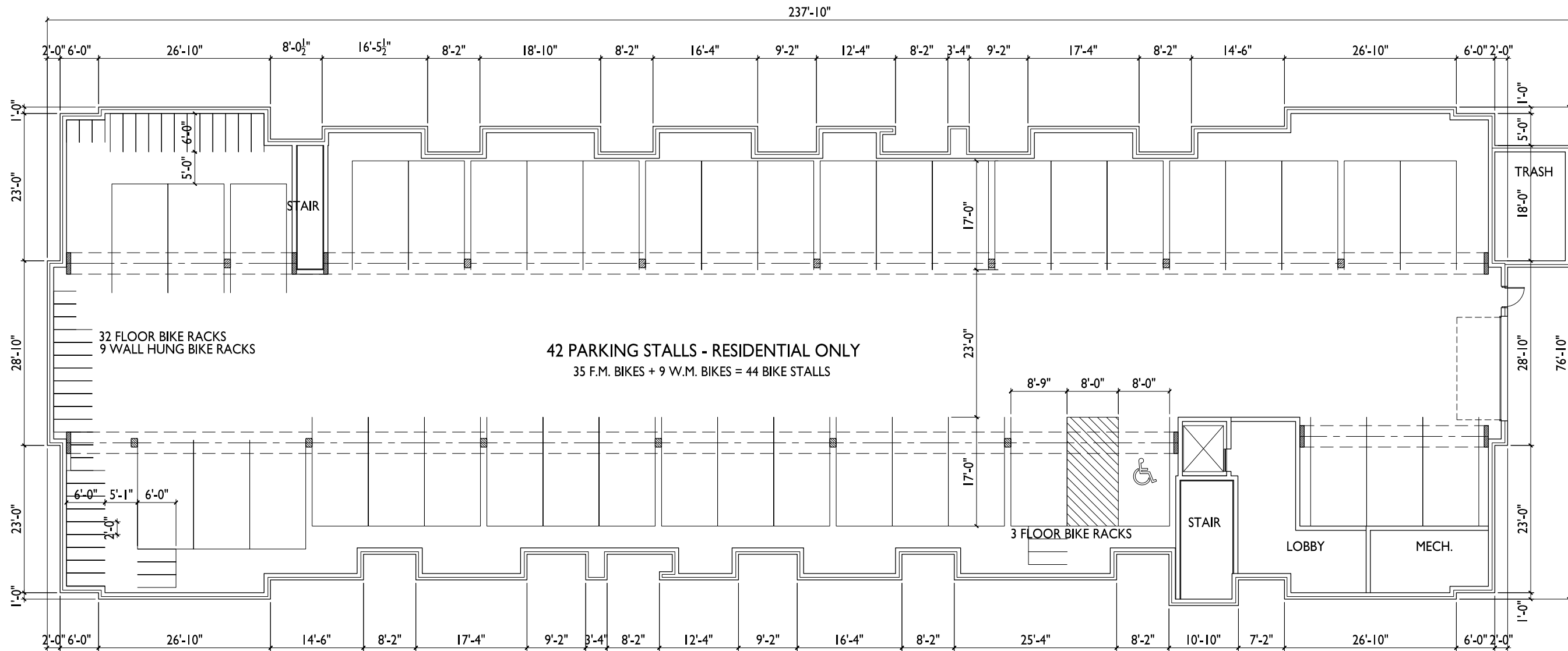
**SOUTHWEST
REAR ELEVATION - BLDG 5**

2801 Hickory Ridge Rd.
SHEET TITLE
**Building 5
Elevations**

SHEET NUMBER

A-2.1

PROJECT NO. **1855**
© Knothe & Bruce Architects, LLC



ISSUED
 Issued for Land Use & UDC: March 20, 2019

PROJECT TITLE
Esker Apartments

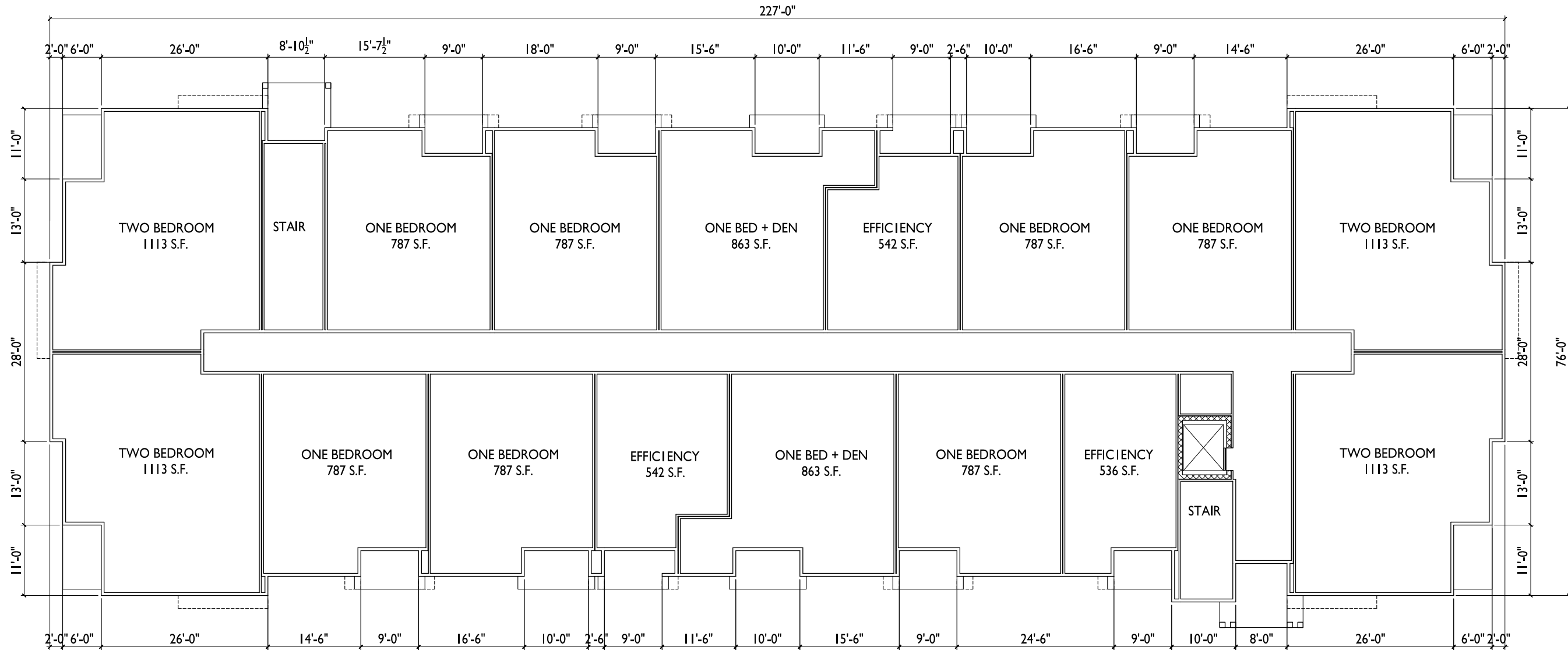
2801 Hickory Ridge Rd.
 SHEET TITLE
Building 6
Basement Floor
Plan

SHEET NUMBER

A-1.0
 PROJECT NO. **1855**
 © Knothe & Bruce Architects, LLC

BASEMENT FLOOR PLAN - BLDG 6
 A-1.0 1/8" = 1'-0"





ISSUED
Issued for Land Use & UDC: March 20, 2019

PROJECT TITLE
Esker Apartments

2801 Hickory Ridge Rd.
SHEET TITLE
Building 6
First Floor Plan

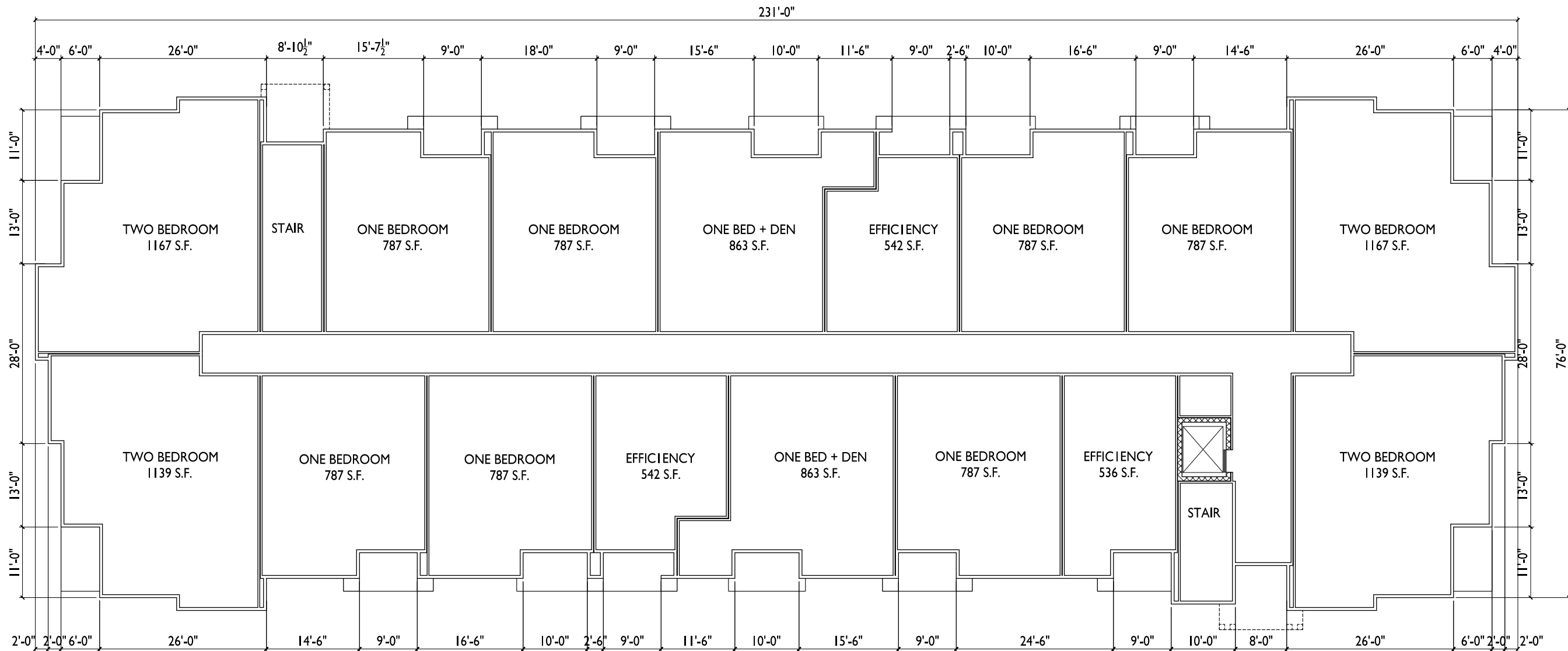
1
A-1.1
FIRST FLOOR PLAN - BLDG 6
1/8" = 1'-0"



SHEET NUMBER

A-1.1

PROJECT NO. 1855
© Knothe & Bruce Architects, LLC

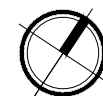


ISSUED
Issued for Land Use & UDC: March 20, 2019

PROJECT TITLE
Esker Apartments

2801 Hickory Ridge Rd.
SHEET TITLE
Building 6
Second Floor Plan

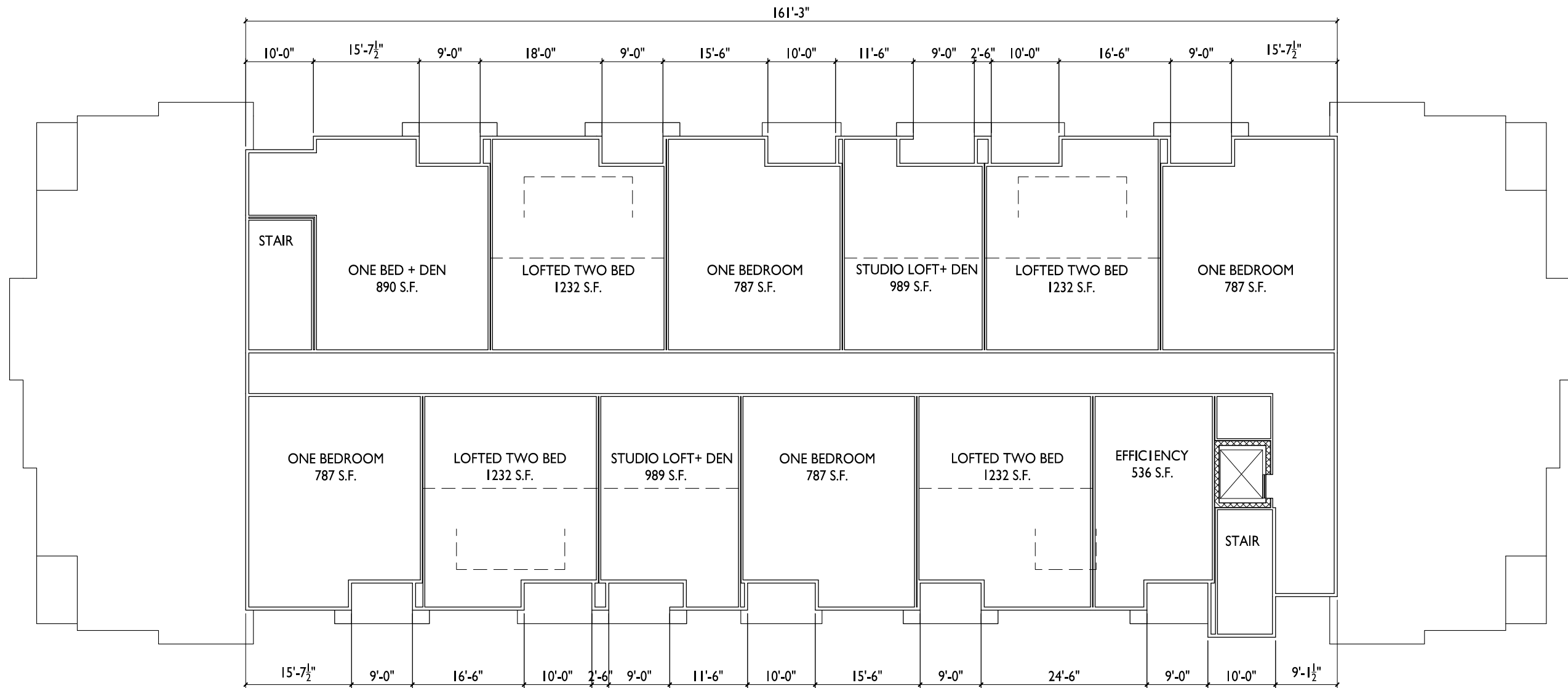
1 SECOND FLOOR PLAN - BLDG 6
A-1.2 1/8" = 1'-0"



SHEET NUMBER

A-1.2

PROJECT NO. 1855
© Knothe & Bruce Architects, LLC



ISSUED
 Issued for Land Use & UDC: March 20, 2019

PROJECT TITLE
Esker Apartments

2801 Hickory Ridge Rd.
 SHEET TITLE
Building 6
Third Floor Plan

THIRD FLOOR PLAN - BLDG 6
 1/8" = 1'-0"



SHEET NUMBER

A-1.3

PROJECT NO. **1855**
 © Knothe & Bruce Architects, LLC



ISSUED
Issued for Land Use & UDC: March 20, 2019

1
A-2.1
1/8" = 1'-0"

**NORTHWEST ELEVATION
ALONG RAYMOND RD. - BLDG 6**



- TYPICAL MATERIALS:
- ASPHALT SHINGLES
 - STANDING SEAM METAL ROOF
 - ALUM. WRAPPED FASCIA
 - COMPOSITE TRIM
 - VINYL SIDING
 - COMPOSITE SIDING
 - ALUMINUM RAILING
 - VINYL WINDOWS
 - CAST STONE BANDS HEADS & SILLS
 - BRICK VENEER
 - COMPOSITE WRAPPED COLUMNS & TRIM

| EXTERIOR MATERIAL SCHEDULE | |
|------------------------------------|---------------------------------|
| BRICK VENEER | HEBRON - CHAMPAGNE SMOOTH |
| CAST STONE | BUFF - GROUNDFACE |
| COMPOSITE HORIZ. SIDING @ BAYS | LP- DUOBLEND CANYON |
| VINYL HORIZ. SIDING | CERTAINTEE® - CHARCOAL GRAY |
| ALUMINUM WRAPPED FASCIA | MATCH WITH HARDIE® - PEARL GRAY |
| COMPOSITE TRIM @ BAYS | LP- DUOBLEND CANYON |
| COMPOSITE WINDOW/DOOR TRIM @ VINYL | HARDIE® - PEARL GRAY |
| WINDOWS | TAN |
| RAILING | ALUMINUM - BLACK |
| ASPHALT SHINGLES | WEATHERED WOOD |
| METAL ROOF | CITYSCAPE |
| BUILDING ENTRANCES | BLACK |

2
A-2.1
1/8" = 1'-0"

SOUTHWEST ELEVATION - BLDG 6

PROJECT TITLE
Esker Apartments

2801 Hickory Ridge Rd.
SHEET TITLE
**Building 6
Elevations**

SHEET NUMBER

A-2.1



ISSUED
Issued for Land Use & UDC: March 20, 2019

1
A-2.2
SOUTHEAST ELEVATION - BLDG 6
1/8" = 1'-0"



TYPICAL MATERIALS:

- ASPHALT SHINGLES
- STANDING SEAM METAL ROOF
- ALUM. WRAPPED FASCIA
- COMPOSITE TRIM
- VINYL SIDING
- COMPOSITE SIDING
- ALUMINUM RAILING
- VINYL WINDOWS
- CAST STONE BANDS HEADS & SILLS
- BRICK VENEER

2
A-2.2
NORTHEAST ELEVATION - BLDG 6
1/8" = 1'-0"

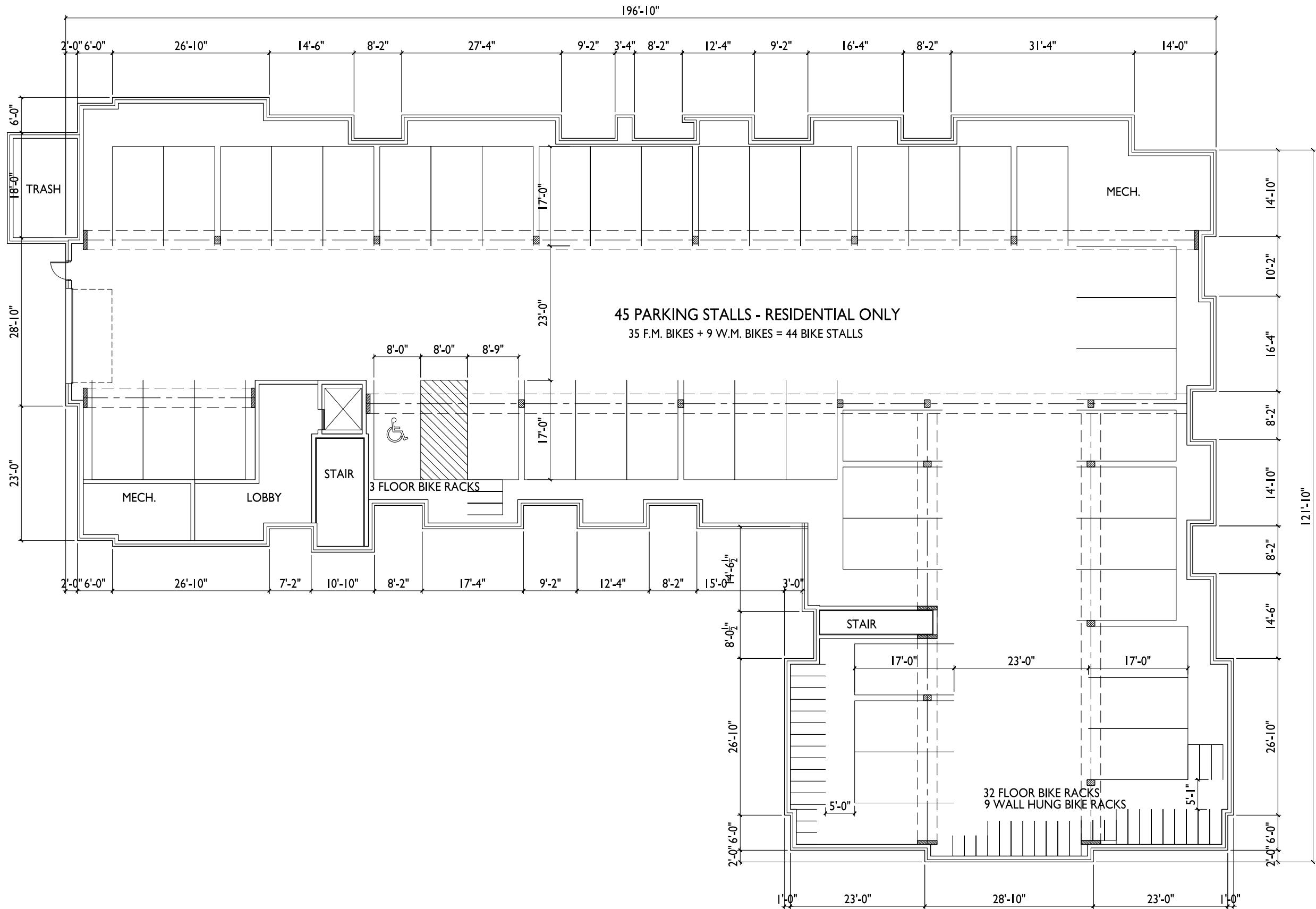
PROJECT TITLE
Esker Apartments

| EXTERIOR MATERIAL SCHEDULE | |
|------------------------------------|--------------------------------|
| BRICK VENEER | HEBRON - CHAMPAGNE SMOOTH |
| CAST STONE | BUFF - GROUNDFACE |
| COMPOSITE HORIZ. SIDING @ BAYS | LP- DUOBLEND CANYON |
| VINYL HORIZ. SIDING | CERTAINTEE - CHARCOAL GRAY |
| ALUMINUM WRAPPED FASCIA | MATCH WITH HARDIE - PEARL GRAY |
| COMPOSITE TRIM @ BAYS | LP- DUOBLEND CANYON |
| COMPOSITE WINDOW/DOOR TRIM @ VINYL | HARDIE - PEARL GRAY |
| WINDOWS | TAN |
| RAILING | ALUMINUM - BLACK |
| ASPHALT SHINGLES | WEATHERED WOOD |
| METAL ROOF | CITYSCAPE |
| BUILDING ENTRANCES | BLACK |

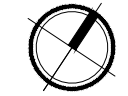
2801 Hickory Ridge Rd.
SHEET TITLE
Building 6
Elevations

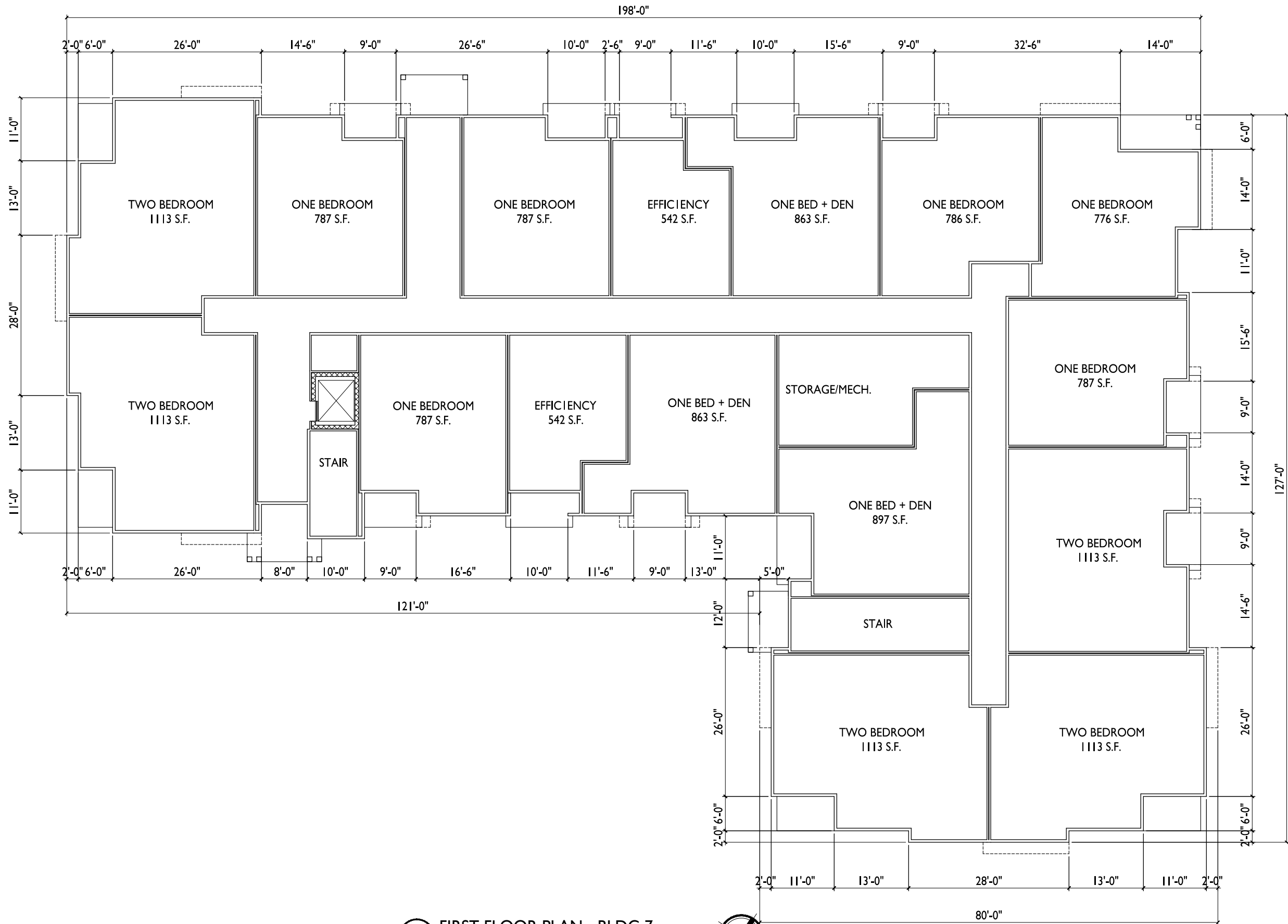
SHEET NUMBER

A-2.2

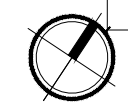


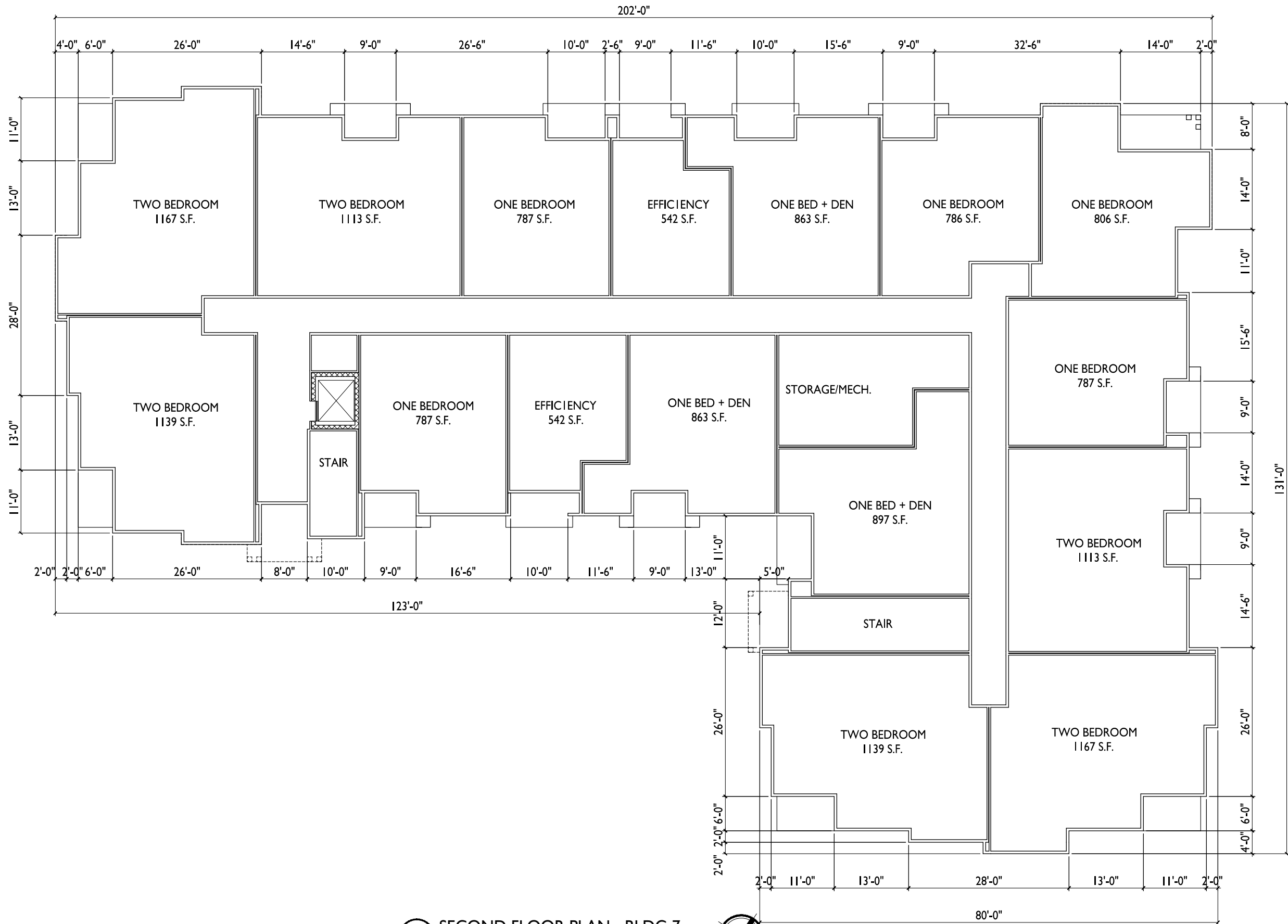
BASEMENT FLOOR PLAN - BLDG 7
 A-1.0 1/8" = 1'-0"



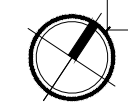


FIRST FLOOR PLAN - BLDG 7
A-1.1 1/8" = 1'-0"





1 SECOND FLOOR PLAN - BLDG 7
A-1.2 1/8" = 1'-0"





ISSUED
 Issued for Land Use & UDC: March 20, 2019

PROJECT TITLE
Esker Apartments

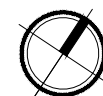
2801 Hickory Ridge Rd.
 SHEET TITLE
Building 7
Third Floor Plan

SHEET NUMBER

A-1.3

PROJECT NO. **1855**
 © Knothe & Bruce Architects, LLC

1 THIRD FLOOR PLAN - BLDG 7
 A-1.3 1/8" = 1'-0"





1
A-2.1
NORTHWEST ELEVATION
ALONG RAYMOND RD. - BLDG 7
1/8" = 1'-0"

| EXTERIOR MATERIAL SCHEDULE | |
|------------------------------------|--------------------------------|
| BRICK VENEER | HEBRON - CHAMPAGNE SMOOTH |
| CAST STONE | BUFF - GROUNDFACE |
| COMPOSITE HORIZ. SIDING @ BAYS | LP- DUOBLOND CANYON |
| VINYL HORIZ. SIDING | CERTAINTED - CHARCOAL GRAY |
| ALUMINUM WRAPPED FASCIA | MATCH WITH HARDEE - PEARL GRAY |
| COMPOSITE TRIM @ BAYS | LP- DUOBLOND CANYON |
| COMPOSITE WINDOW/DOOR TRIM @ VINYL | HARDEE - PEARL GRAY |
| WINDOWS | TAN |
| RAILING | ALUMINUM - BLACK |
| ASPHALT SHINGLES | WEATHERED WOOD |
| METAL ROOF | CITYSCAPE |
| BUILDING ENTRANCES | BLACK |

ISSUED
Issued for Land Use & UDC: March 20, 2019



TYPICAL MATERIALS:

- ASPHALT SHINGLES
- STANDING SEAM METAL ROOF
- ALUM. WRAPPED FASCIA
- COMPOSITE TRIM
- VINYL SIDING
- COMPOSITE SIDING
- ALUMINUM RAILING
- VINYL WINDOWS
- CAST STONE BANDS
HEADS & SILLS
- BRICK VENEER

PROJECT TITLE
Esker Apartments

2801 Hickory Ridge Rd.
SHEET TITLE
**Building 7
Elevations**

2
A-2.1
SOUTHEAST ELEVATION - BLDG 7
1/8" = 1'-0"

SHEET NUMBER

A-2.1



TYPICAL MATERIALS:

- ASPHALT SHINGLES
- ALUM. WRAPPED FASCIA
- COMPOSITE TRIM
- VINYL SIDING
- COMPOSITE SIDING (RUSTIC SERIES BY WOODTONE OR SIM.)
- VINYL WINDOWS
- CAST STONE BANDS
- BRICK VENEER

1 **NORTHEAST ELEVATION. - BLDG 7**
 A-2.2 1/8" = 1'-0"



2 **SOUTHWEST ELEVATION - BLDG 7**
 A-2.2 1/8" = 1'-0"

| EXTERIOR MATERIAL SCHEDULE | |
|------------------------------------|--------------------------------|
| BRICK VENEER | HEBRON - CHAMPAGNE SMOOTH |
| CAST STONE | BUFF - GROUNDFACE |
| COMPOSITE HORIZ. SIDING @ BAYS | LP- DUOBLEND CANYON |
| VINYL HORIZ. SIDING | CERTAINTEEED - CHARCOAL GRAY |
| ALUMINUM WRAPPED FASCIA | MATCH WITH HARDIE - PEARL GRAY |
| COMPOSITE TRIM @ BAYS | LP- DUOBLEND CANYON |
| COMPOSITE WINDOW/DOOR TRIM @ VINYL | HARDIE - PEARL GRAY |
| WINDOWS | TAN |
| RAILING | ALUMINUM - BLACK |
| ASPHALT SHINGLES | WEATHERED WOOD |
| METAL ROOF | CITYSCAPE |
| BUILDING ENTRANCES | BLACK |

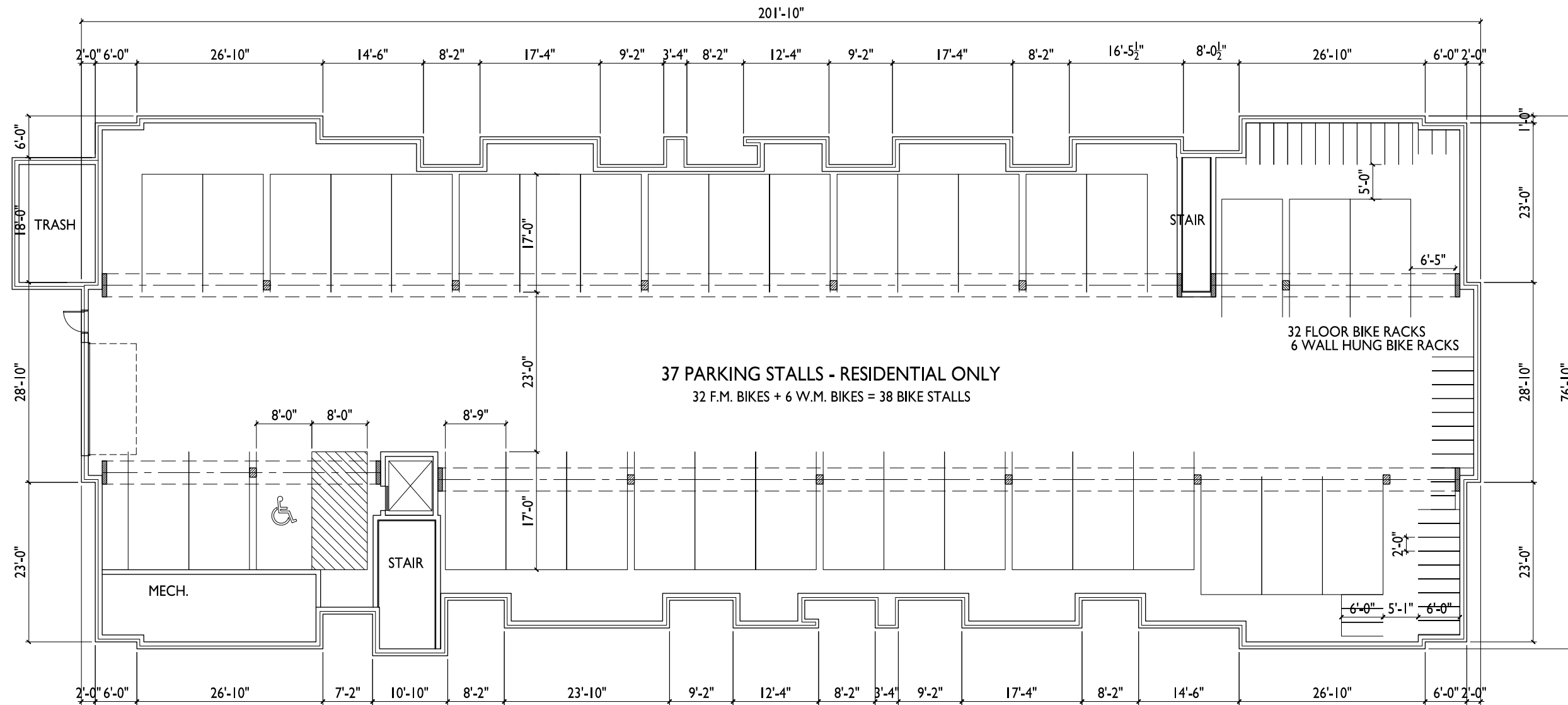
ISSUED
 Issued for Land Use & UDC: March 20, 2019

PROJECT TITLE
Esker Apartments

2801 Hickory Ridge Rd.
 SHEET TITLE
Building 7 Elevations

SHEET NUMBER

A-2.2



ISSUED
Issued for Land Use & UDC: March 20, 2019

PROJECT TITLE
Esker Apartments

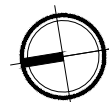
2801 Hickory Ridge Rd.
SHEET TITLE
Building 8
Basement Floor
Plan

SHEET NUMBER

A-1.0

PROJECT NO. 1855
© Knothe & Bruce Architects, LLC

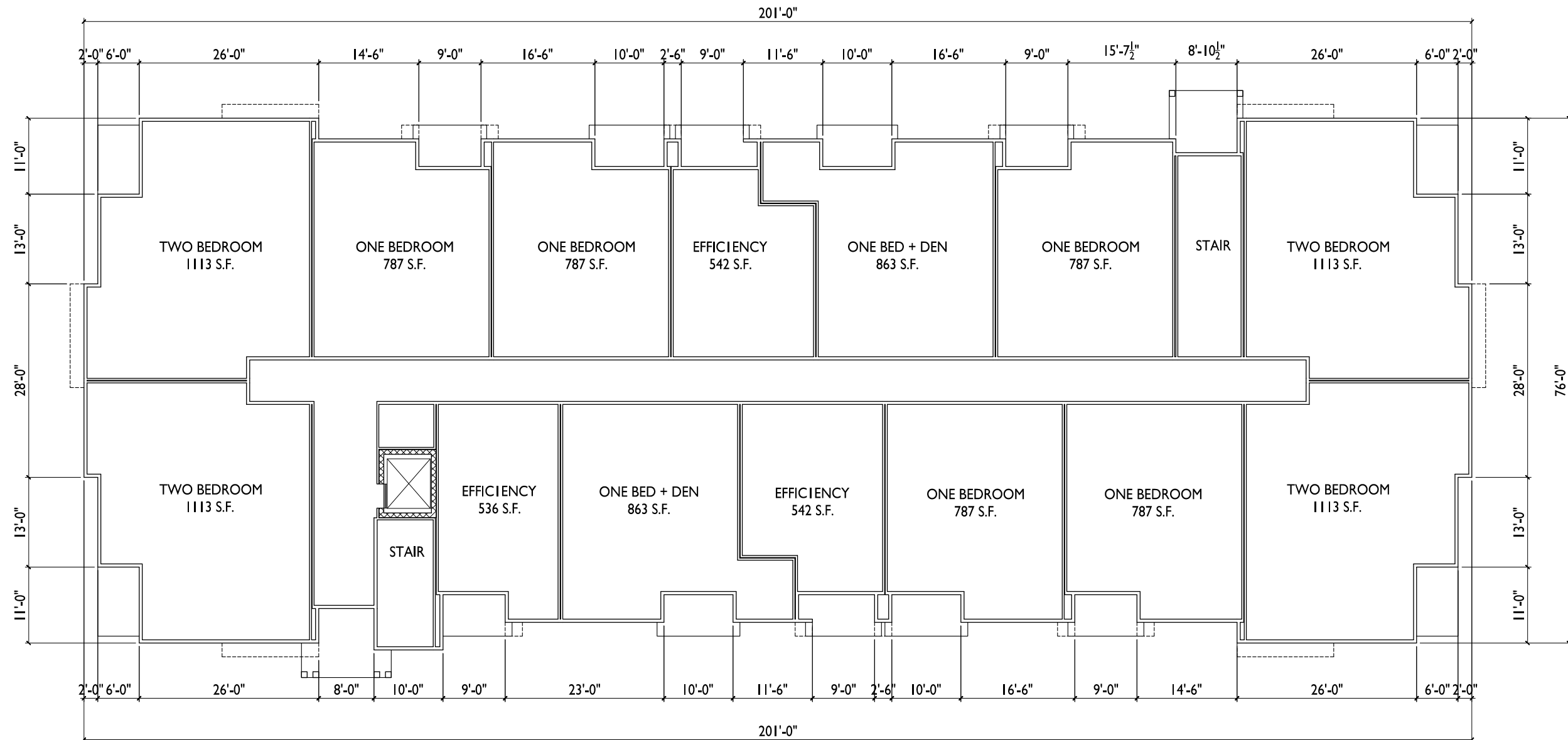
BASEMENT FLOOR PLAN - BLDG 8
A-1.0 1/8" = 1'-0"





knothe-bruce
ARCHITECTS

Phone: 7601 University Ave., Ste 201
608.936.3690 Middleton, WI 53542



ISSUED
Issued for Land Use & UDC: March 20, 2019

PROJECT TITLE
Esker Apartments

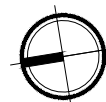
2801 Hickory Ridge Rd.
SHEET TITLE
Building 8
First Floor Plan

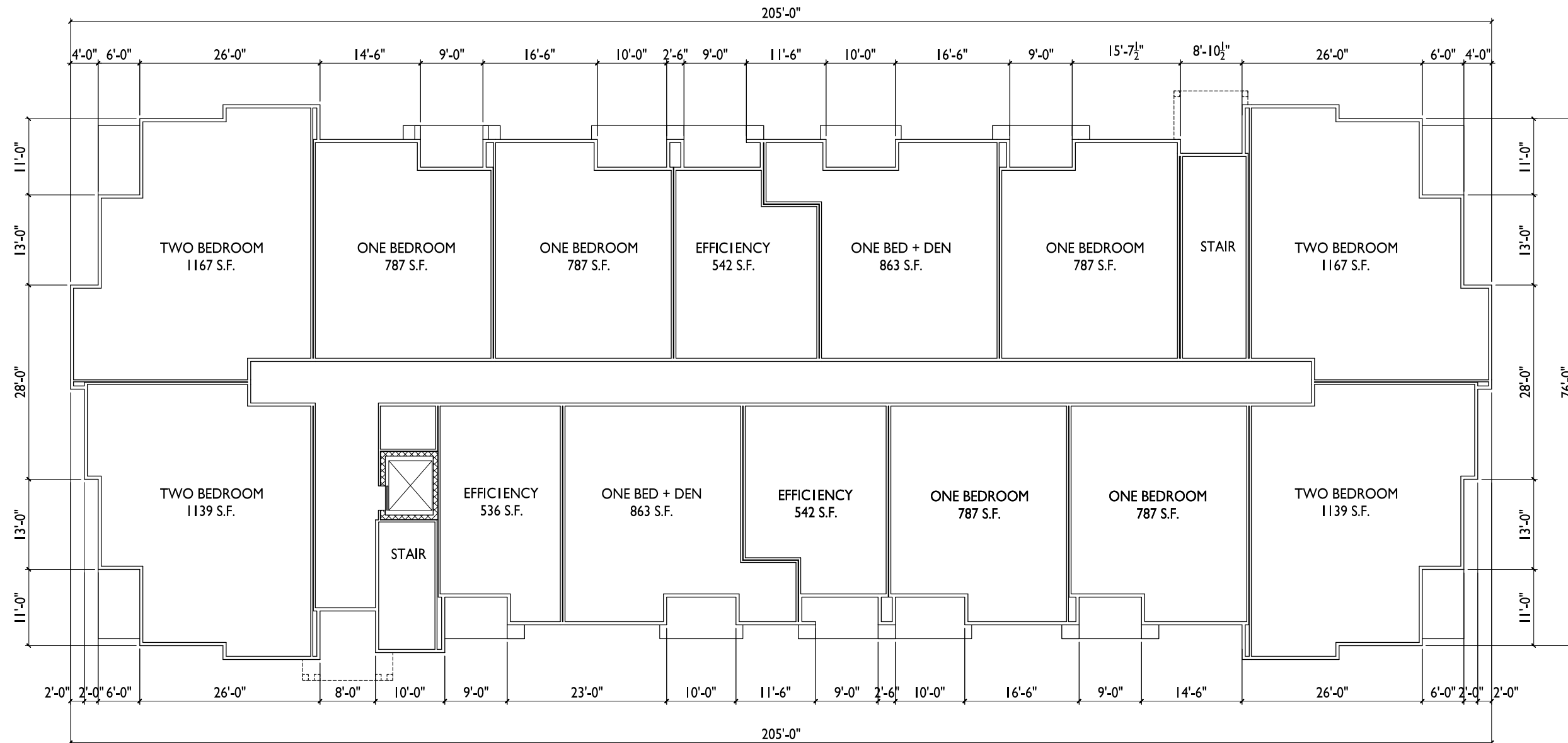
SHEET NUMBER

A-1.1

PROJECT NO. 1855
© Knothe & Bruce Architects, LLC

1 FIRST FLOOR PLAN - BLDG 8
A-1.1 1/8" = 1'-0"





ISSUED
Issued for Land Use & UDC: March 20, 2019

PROJECT TITLE
Esker Apartments

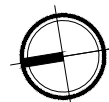
2801 Hickory Ridge Rd.
SHEET TITLE
Building 8
Second Floor Plan

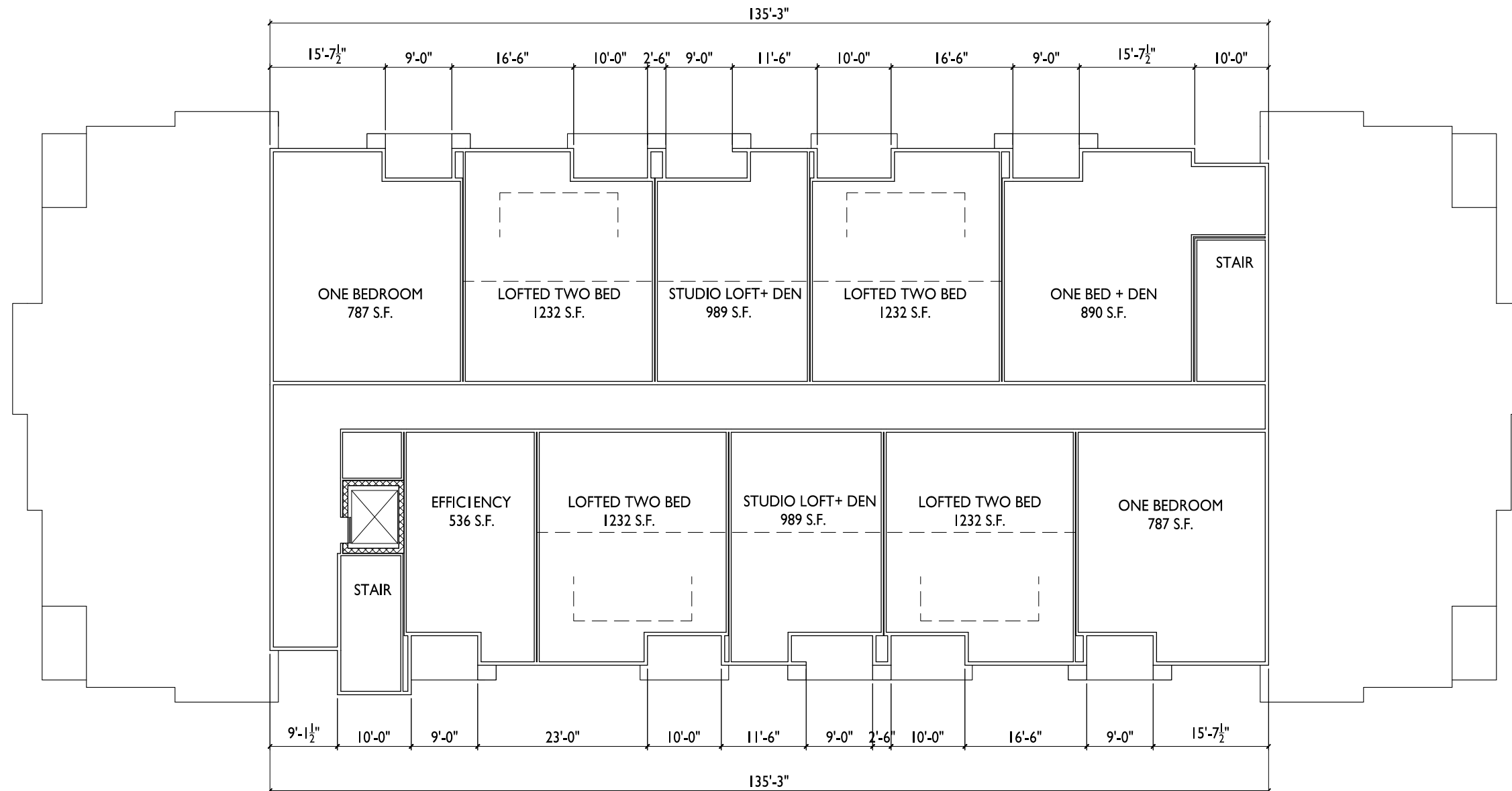
SHEET NUMBER

A-1.2

PROJECT NO. 1855
© Knothe & Bruce Architects, LLC

1 SECOND FLOOR PLAN - BLDG 8
A-1.2 1/8" = 1'-0"





ISSUED
 Issued for Land Use & UDC: March 20, 2019

PROJECT TITLE
Esker Apartments

2801 Hickory Ridge Rd.
 SHEET TITLE
Building 8
Third Floor Plan

SHEET NUMBER

A-1.3

PROJECT NO. **1855**
 © Knothe & Bruce Architects, LLC



1 WEST ELEVATION - BLDG 8
 A-2.1 1/8" = 1'-0"



2 NORTH ELEVATION - BLDG 8
 A-2.1 1/8" = 1'-0"

| EXTERIOR MATERIAL SCHEDULE | |
|------------------------------------|--------------------------------|
| BRICK VENEER | HEBRON - CHAMPAGNE SMOOTH |
| CAST STONE | BUFF - GROUNDFACE |
| COMPOSITE HORIZ. SIDING @ BAYS | LP- DUOBLEND CANYON |
| VINYL HORIZ. SIDING | CERTAINTEEED - CHARCOAL GRAY |
| ALUMINUM WRAPPED FASCIA | MATCH WITH HARDIE - PEARL GRAY |
| COMPOSITE TRIM @ BAYS | LP- DUOBLEND CANYON |
| COMPOSITE WINDOW/DOOR TRIM @ VINYL | HARDIE - PEARL GRAY |
| WINDOWS | TAN |
| RAILING | ALUMINUM - BLACK |
| ASPHALT SHINGLES | WEATHERED WOOD |
| METAL ROOF | CITYSCAPE |
| BUILDING ENTRANCES | BLACK |

ISSUED
 Issued for Land Use & UDC: March 20, 2019

PROJECT TITLE
Esker Apartments

2801 Hickory Ridge Rd.
 SHEET TITLE
Building 8 Elevations

SHEET NUMBER

A-2.1



1 EAST ELEVATION - BLDG 8
A-2.2 1/8" = 1'-0"



2 SOUTH ELEVATION - BLDG 8
A-2.2 1/8" = 1'-0"

| EXTERIOR MATERIAL SCHEDULE | |
|------------------------------------|---------------------------------|
| BRICK VENEER | HEBRON - CHAMPAGNE SMOOTH |
| CAST STONE | BUFF - GROUNDFACE |
| COMPOSITE HORIZ. SIDING @ BAYS | LP- DUOBLEND CANYON |
| VINYL HORIZ. SIDING | CERTAINTEE® - CHARCOAL GRAY |
| ALUMINUM WRAPPED FASCIA | MATCH WITH HARDIE® - PEARL GRAY |
| COMPOSITE TRIM @ BAYS | LP- DUOBLEND CANYON |
| COMPOSITE WINDOW/DOOR TRIM @ VINYL | HARDIE® - PEARL GRAY |
| WINDOWS | TAN |
| RAILING | ALUMINUM - BLACK |
| ASPHALT SHINGLES | WEATHERED WOOD |
| METAL ROOF | CITYSCAPE |
| BUILDING ENTRANCES | BLACK |

PROJECT TITLE
Esker Apartments

2801 Hickory Ridge Rd.
SHEET TITLE
Building 8
Elevations

SHEET NUMBER

A-2.2



TYPICAL MATERIALS:

- ASPHALT SHINGLES
- ALUM WRAPPED FASCIA
- COMPOSITE TRIM
- VINYL SIDING
- COMPOSITE SIDING
- VINYL WINDOWS
- STANDING SEAM METAL ROOF
- CAST STONE BANDS HEADS & SILLS
- COMPOSITE WRAPPED COLLUMS & TRIM
- BRICK VENEER

ISSUED
Issued for Land Use & UDC: March 20, 2019

1
A-2.1
SOUTHWEST FRONT ELEVATION - BLDG 1
3/32" = 1'-0"



TYPICAL MATERIALS:

- ASPHALT SHINGLES
- ALUM WRAPPED FASCIA
- COMPOSITE TRIM
- VINYL SIDING
- COMPOSITE SIDING
- VINYL WINDOWS
- ALUMINUM RAILING
- CAST STONE BANDS HEADS & SILLS
- BRICK VENEER

51'-4"

2
A-2.1
SOUTHEAST ELEVATION - BLDG 1
3/32" = 1'-0"

PROJECT TITLE
Esker Apartments

| EXTERIOR MATERIAL SCHEDULE | |
|------------------------------------|--------------------------------|
| BRICK VENEER | HEBRON - CHAMPAGNE SMOOTH |
| CAST STONE | BUFF - GROUNDFACE |
| COMPOSITE HORIZ SIDING @ BAYS | LP- DUOBLEND CANYON |
| VINYL HORIZ SIDING | CERTAINTEED - CHARCOAL GRAY |
| ALUMINUM WRAPPED FASCIA | MATCH WITH HARDIE - PEARL GRAY |
| COMPOSITE TRIM @ BAYS | LP- DUOBLEND CANYON |
| COMPOSITE WINDOW/DOOR TRIM @ VINYL | HARDIE - PEARL GRAY |
| WINDOWS | TAN |
| RAILING | ALUMINUM - BLACK |
| ASPHALT SHINGLES | WEATHERED WOOD |
| METAL ROOF | CITYSCAPE |
| BUILDING ENTRANCES | BLACK |

2801 Hickory Ridge Rd.
SHEET TITLE
**Building 1-
Elevations**

SHEET NUMBER

R-2.0



TYPICAL MATERIALS:

- ASPHALT SHINGLES
- ALUM. WRAPPED FASCIA
- STANDING SEAM METAL ROOF
- COMPOSITE TRIM
- VINYL SIDING
- ALUMINUM RAILING
- COMPOSITE SIDING
- VINYL WINDOWS
- COMPOSITE WRAPPED COLUMNS & TRIM
- CAST STONE BANDS HEADS & SILLS
- BRICK VENEER

1 FRONT ELEVATION - BLDGS 2-4
A-2.1 1/8" = 1'-0"

ISSUED
Issued for Land Use & UDC: March 20, 2019



2 SIDE ELEVATION - BLDGS 2-4
A-2.1 1/8" = 1'-0"

PROJECT TITLE
Esker Apartments



3 REAR ELEVATION - BLDGS 2-4
A-2.1 1/8" = 1'-0"

| EXTERIOR MATERIAL SCHEDULE | |
|------------------------------------|---------------------------------|
| BRICK VENEER | HEBRON - CHAMPAGNE SMOOTH |
| CAST STONE | BUFF - GROUNDFACE |
| COMPOSITE HORIZ. SIDING @ BAYS | LP- DUOBLEND CANYON |
| VINYL HORIZ. SIDING | PLASTIC - RUGGED CANYON |
| ALUMINUM WRAPPED FASCIA | MATCH WITH HARDIE - COBBLESTONE |
| COMPOSITE TRIM @ BAYS | LP- DUOBLEND CANYON |
| COMPOSITE WINDOW/DOOR TRIM @ VINYL | HARDIE - COBBLESTONE |
| WINDOWS | TAN |
| RAILING | ALUMINUM - BLACK |
| ASPHALT SHINGLES | WEATHERED WOOD |
| METAL ROOF | CITYSCAPE |
| BUILDING ENTRANCES | STAINED FIBERGLASS |

2801 Hickory Ridge Rd.
SHEET TITLE
Buildings 2-4 Elevations

SHEET NUMBER

R-2.1



1
A-2.1
**NORTHWEST ELEVATION
ALONG RAYMOND RD. - BLDG 5**
1/8" = 1'-0"



2
A-2.1
END ELEVATION - BLDG 5
1/8" = 1'-0"

| EXTERIOR MATERIAL SCHEDULE | |
|------------------------------------|---------------------------------|
| BRICK VENEER | HEBRON - CHAMPAGNE SMOOTH |
| CAST STONE | BUFF - GROUNDFACE |
| COMPOSITE HORIZ. SIDING @ BAYS | LP- DUOBLEND CANYON |
| VINYL HORIZ. SIDING | MASTIC - RUGGED CANYON |
| ALUMINUM WRAPPED FASCIA | MATCH WITH HARDIE - COBBLESTONE |
| COMPOSITE TRIM @ BAYS | LP- DUOBLEND CANYON |
| COMPOSITE WINDOW/DOOR TRIM @ VINYL | HARDIE - COBBLESTONE |
| WINDOWS | TAN |
| RAILING | ALUMINUM - BLACK |
| ASPHALT SHINGLES | WEATHERED WOOD |
| METAL ROOF | CITYSCAPE |
| BUILDING ENTRANCES | STAINED FIBERGLASS |



3
A-2.1
**SOUTHWEST
REAR ELEVATION - BLDG 5**
1/8" = 1'-0"

ISSUED
Issued for Land Use & UDC: March 20, 2019

PROJECT TITLE
Esker Apartments

2801 Hickory Ridge Rd.
SHEET TITLE
**Building 5
Elevations**

SHEET NUMBER

R-2.3

PROJECT NO. **1855**
© Knothe & Bruce Architects, LLC



ISSUED
 Issued for Land Use & UDC: March 20, 2019

1
 A-2.1
 1/8" = 1'-0"
**NORTHWEST ELEVATION
 ALONG RAYMOND RD. - BLDG 6**



TYPICAL MATERIALS:

- ASPHALT SHINGLES
- STANDING SEAM METAL ROOF
- ALUM. WRAPPED FASCIA
- COMPOSITE TRIM
- VINYL SIDING
- COMPOSITE SIDING
- ALUMINUM RAILING
- VINYL WINDOWS
- CAST STONE BANDS
HEADS & SILLS
- BRICK VENEER
- COMPOSITE WRAPPED COLUMNS &
TRIM

| EXTERIOR MATERIAL SCHEDULE | |
|------------------------------------|--------------------------------|
| BRICK VENEER | HEBRON - CHAMPAGNE SMOOTH |
| CAST STONE | BUFF - GROUNDFACE |
| COMPOSITE HORIZ. SIDING @ BAYS | LP- DUOBLEND CANYON |
| VINYL HORIZ. SIDING | CERTAINTEEED - CHARCOAL GRAY |
| ALUMINUM WRAPPED FASCIA | MATCH WITH HARDIE - PEARL GRAY |
| COMPOSITE TRIM @ BAYS | LP- DUOBLEND CANYON |
| COMPOSITE WINDOW/DOOR TRIM @ VINYL | HARDIE - PEARL GRAY |
| WINDOWS | TAN |
| RAILING | ALUMINUM - BLACK |
| ASPHALT SHINGLES | WEATHERED WOOD |
| METAL ROOF | CITYSCAPE |
| BUILDING ENTRANCES | BLACK |

2
 A-2.1
 1/8" = 1'-0"
SOUTHWEST ELEVATION - BLDG 6

PROJECT TITLE
Esker Apartments

2801 Hickory Ridge Rd.
 SHEET TITLE
**Building 6
 Elevations**

SHEET NUMBER

R-2.4



1
A-2.1
NORTHWEST ELEVATION
ALONG RAYMOND RD. - BLDG 7
 1/8" = 1'-0"

ISSUED
 Issued for Land Use & UDC: March 20, 2019

| EXTERIOR MATERIAL SCHEDULE | |
|------------------------------------|--------------------------------|
| BRICK VENEER | HEBRON - CHAMPAGNE SMOOTH |
| CAST STONE | BUFF - GROUNDFACE |
| COMPOSITE HORIZ. SIDING @ BAYS | LP- DUOBLOND CANYON |
| VINYL HORIZ. SIDING | CERTAINTED - CHARCOAL GRAY |
| ALUMINUM WRAPPED FASCIA | MATCH WITH HARDIE - PEARL GRAY |
| COMPOSITE TRIM @ BAYS | LP- DUOBLOND CANYON |
| COMPOSITE WINDOW/DOOR TRIM @ VINYL | HARDIE - PEARL GRAY |
| WINDOWS | TAN |
| RAILING | ALUMINUM - BLACK |
| ASPHALT SHINGLES | WEATHERED WOOD |
| METAL ROOF | CITYSCAPE |
| BUILDING ENTRANCES | BLACK |

PROJECT TITLE
Esker Apartments



TYPICAL MATERIALS:

- ASPHALT SHINGLES
- STANDING SEAM METAL ROOF
- ALUM. WRAPPED FASCIA
- COMPOSITE TRIM
- VINYL SIDING
- COMPOSITE SIDING
- ALUMINUM RAILING
- VINYL WINDOWS
- CAST STONE BANDS HEADS & SILLS
- BRICK VENEER

2801 Hickory Ridge Rd.
 SHEET TITLE
Building 7
Elevations

2
A-2.1
SOUTHEAST ELEVATION - BLDG 7
 1/8" = 1'-0"

SHEET NUMBER

R-2.4

PROJECT NO. **1855**
 © Knothe & Bruce Architects, LLC



TYPICAL MATERIALS:

- ASPHALT SHINGLES
- ALUM. WRAPPED FASCIA
- COMPOSITE TRIM
- VINYL SIDING
- COMPOSITE SIDING (RUSTIC SERIES BY WOODTONE OR SIM)
- VINYL WINDOWS
- CAST STONE BANDS
- BRICK VENEER

1 **NORTHEAST ELEVATION. - BLDG 7**
 A-2.2 1/8" = 1'-0"

ISSUED
 Issued for Land Use & UDC: March 20, 2019



2 **SOUTHWEST ELEVATION - BLDG 7**
 A-2.2 1/8" = 1'-0"

PROJECT TITLE
Esker Apartments

| EXTERIOR MATERIAL SCHEDULE | |
|------------------------------------|--------------------------------|
| BRICK VENEER | HEBRON - CHAMPAGNE SMOOTH |
| CAST STONE | BUFF - GROUNDFACE |
| COMPOSITE HORIZ. SIDING @ BAYS | LP- DUOBLEND CANYON |
| VINYL HORIZ. SIDING | CERTAINTED - CHARCOAL GRAY |
| ALUMINUM WRAPPED FASCIA | MATCH WITH HARDIE - PEARL GRAY |
| COMPOSITE TRIM @ BAYS | LP- DUOBLEND CANYON |
| COMPOSITE WINDOW/DOOR TRIM @ VINYL | HARDIE - PEARL GRAY |
| WINDOWS | TAN |
| RAILING | ALUMINUM - BLACK |
| ASPHALT SHINGLES | WEATHERED WOOD |
| METAL ROOF | CITYSCAPE |
| BUILDING ENTRANCES | BLACK |

2801 Hickory Ridge Rd.
 SHEET TITLE
Building 7
Elevations

SHEET NUMBER

R-2.5



1 WEST ELEVATION - BLDG 8
A-2.1 1/8" = 1'-0"

ISSUED
Issued for Land Use & UDC: March 20, 2019



2 NORTH ELEVATION - BLDG 8
A-2.1 1/8" = 1'-0"

PROJECT TITLE
Esker Apartments

| EXTERIOR MATERIAL SCHEDULE | |
|------------------------------------|--------------------------------|
| BRICK VENEER | HEBRON - CHAMPAGNE SMOOTH |
| CAST STONE | BUFF - GROUNDFACE |
| COMPOSITE HORIZ. SIDING @ BAYS | LP- DUOBLEND CANYON |
| VINYL HORIZ. SIDING | CERTAINTEE® - CHARCOAL GRAY |
| ALUMINUM WRAPPED FASCIA | MATCH WITH HARDIE - PEARL GRAY |
| COMPOSITE TRIM @ BAYS | LP- DUOBLEND CANYON |
| COMPOSITE WINDOW/DOOR TRIM @ VINYL | HARDIE - PEARL GRAY |
| WINDOWS | TAN |
| RAILING | ALUMINUM - BLACK |
| ASPHALT SHINGLES | WEATHERED WOOD |
| METAL ROOF | CITYSCAPE |
| BUILDING ENTRANCES | BLACK |

2801 Hickory Ridge Rd.
SHEET TITLE
Building 8 Elevations

SHEET NUMBER

R-2.7



THE ESKER

2801 Hickory Ridge Rd.
Rendered Perspective



DESCRIPTION:

Lot Eleven (11) of Glacier Valley, as recorded in Volume 58-081A of Plats, on Pages 409 and 410, as Document Number 4082046, Dane County Registry, located in the SW¼-NW¼, and the SE¼-NW ¼ of Section 02, Township 06 North, Range 08 East, in the City of Madison, Dane County, Wisconsin.

Containing 457,288 square feet or 10.50 acres more or less.



City of Madison Fire Department

314 W Dayton Street, Madison, WI 53703-2506

Phone: 608-266-4420 • Fax: 608-267-1100 • E-mail: fire@cityofmadison.com

Project Address: 2801 Hickory Ridge Rd.

Contact Name & Phone #: Don Schroeder 608-836-3690

FIRE APPARATUS ACCESS AND FIRE HYDRANT WORKSHEET

| | | | |
|--|--|---|---|
| 1. Is the building completely protected by an NFPA 13 or 13R automatic fire sprinkler system? If non-sprinklered , fire lanes extend to within 150-feet of all portions of the exterior wall? <i>2-5</i> If sprinklered , fire lanes are within 250-feet of all portions of the exterior wall? <i>1, 4, 7, 8</i> | <input type="checkbox"/> Yes <input checked="" type="checkbox"/> Yes <input checked="" type="checkbox"/> Yes | <input type="checkbox"/> No <input type="checkbox"/> No <input type="checkbox"/> No | <input type="checkbox"/> N/A <input type="checkbox"/> N/A <input type="checkbox"/> N/A |
| 2. Is the fire lane constructed of concrete or asphalt, designed to support a minimum load of 85,000 lbs? a) Is the fire lane a minimum unobstructed width of at least 20-feet? b) Is the fire lane unobstructed with a vertical clearance of at least 13½-feet? c) Is the minimum inside turning radius of the fire lane at least 28-feet? d) Is the grade of the fire lane not more than a slope of 8%? e) Is the fire lane posted as fire lane? (Provide detail of signage.) f) Is a roll-able curb used as part of the fire lane? (Provide detail of curb.) g) Is part of a sidewalk used as part of the required fire lane? (Must support +85,000 lbs.) | <input checked="" type="checkbox"/> Yes <input checked="" type="checkbox"/> Yes <input checked="" type="checkbox"/> Yes <input checked="" type="checkbox"/> Yes <input type="checkbox"/> Yes <input type="checkbox"/> Yes <input type="checkbox"/> Yes | <input type="checkbox"/> No <input type="checkbox"/> No <input type="checkbox"/> No <input type="checkbox"/> No <input type="checkbox"/> No <input checked="" type="checkbox"/> No <input checked="" type="checkbox"/> No | <input type="checkbox"/> N/A <input type="checkbox"/> N/A <input type="checkbox"/> N/A <input type="checkbox"/> N/A <input checked="" type="checkbox"/> N/A <input type="checkbox"/> N/A <input type="checkbox"/> N/A |
| 3. Is the fire lane obstructed by security gates or barricades? If yes: a) Is the gate a minimum of 20-feet clear opening? b) Is an approved means of emergency operations installed, key vault, padlock or key switch? | <input type="checkbox"/> Yes <input type="checkbox"/> Yes <input type="checkbox"/> Yes | <input checked="" type="checkbox"/> No <input type="checkbox"/> No <input type="checkbox"/> No | <input type="checkbox"/> N/A <input type="checkbox"/> N/A <input type="checkbox"/> N/A |
| 4. Is the Fire lane dead-ended with a length greater than 150-feet? If yes, does the area for turning around fire apparatus comply with IFC D103? | <input type="checkbox"/> Yes <input type="checkbox"/> Yes | <input checked="" type="checkbox"/> No <input type="checkbox"/> No | <input type="checkbox"/> N/A <input type="checkbox"/> N/A |
| 5. Is any portion of the building to be used for high-piled storage in accordance with IFC Chapter 3206.6 If yes, see IFC 3206.6 for further requirements. | <input type="checkbox"/> Yes | <input checked="" type="checkbox"/> No | <input type="checkbox"/> N/A |
| 6. Is any part of the building greater than 30-feet above the grade plane? If yes, answer the following questions: a) Is the aerial apparatus fire lane parallel to one entire side of the building and covering at least 25% of the perimeter? b) Is the near edge of the aerial apparatus fire lane between 15' and 30' from the building? <i>See plan</i> c) Are there any overhead power or utility lines located across the aerial apparatus fire lane? d) Are there any tree canopies expected to grow across the aerial fire lane? (Based on mature canopy width of tree species) e) Does the aerial apparatus fire lane have a minimum unobstructed width of 26-feet? f) Is the space between the aerial lane and the building free of trees exceeding 20' in heights? | <input checked="" type="checkbox"/> Yes <input checked="" type="checkbox"/> Yes <input type="checkbox"/> Yes <input type="checkbox"/> Yes <input checked="" type="checkbox"/> Yes <input checked="" type="checkbox"/> Yes | <input type="checkbox"/> No <input type="checkbox"/> No <input checked="" type="checkbox"/> No <input checked="" type="checkbox"/> No <input type="checkbox"/> No <input type="checkbox"/> No | <input type="checkbox"/> N/A <input type="checkbox"/> N/A <input type="checkbox"/> N/A <input type="checkbox"/> N/A <input type="checkbox"/> N/A <input type="checkbox"/> N/A |
| 7. Are all portions of the required fire lanes within 500-feet of at least (2) hydrants? <i>Note: Distances shall be measured along the path of the hose lay as it comes off the fire apparatus.</i> a) Is the fire lane at least 26' wide for at least 20-feet on each side of the hydrants? b) Is there at least 40' between a hydrant and the building? c) Are the hydrant(s) setback no less than 5-feet nor more than 10-feet from the curb or edge of the street or fire lane? d) Are hydrants located in parking lot islands a minimum of 3½-feet from the hydrant to the curb? e) Are there no obstructions, including but not limited to: power poles, trees, bushes, fences, posts located, or grade changes exceeding 1½-feet, within 5-feet of a fire hydrant? <i>Note: Hydrants shall be installed and in-service prior to combustible construction on the project site.</i> | <input checked="" type="checkbox"/> Yes <input checked="" type="checkbox"/> Yes <input checked="" type="checkbox"/> Yes <input checked="" type="checkbox"/> Yes <input checked="" type="checkbox"/> Yes | <input type="checkbox"/> No <input type="checkbox"/> No <input type="checkbox"/> No <input type="checkbox"/> No <input type="checkbox"/> No | <input type="checkbox"/> N/A <input type="checkbox"/> N/A <input type="checkbox"/> N/A <input type="checkbox"/> N/A <input type="checkbox"/> N/A |

Attach an additional sheet if further explanation is required for any answers.

This worksheet is based on MGO 34.503 and IFC 2015 Edition Chapter 5 and Appendix D; please see the codes for further information.



D-Series Size 0 LED Area Luminaire



| |
|----------------|
| Catalog Number |
| Notes |
| Type |

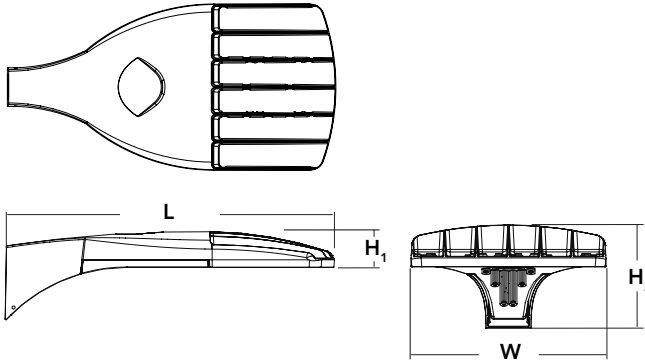
Hit the Tab key or mouse over the page to see all interactive elements.

Introduction

The modern styling of the D-Series is striking yet unobtrusive - making a bold, progressive statement even as it blends seamlessly with its environment. The D-Series distills the benefits of the latest in LED technology into a high performance, high efficacy, long-life luminaire. The outstanding photometric performance results in sites with excellent uniformity, greater pole spacing and lower power density. It is ideal for replacing up to 400W metal halide with typical energy savings of 70% and expected service life of over 100,000 hours.

Specifications

| | |
|-----------------------|---|
| EPA: | 0.95 ft ² (.09 m ²) |
| Length: | 26" (66.0 cm) |
| Width: | 13" (33.0 cm) |
| Height ₁ : | 3" (7.62 cm) |
| Height ₂ : | 7" (17.8 cm) |
| Weight (max): | 16 lbs (7.25 kg) |



A+ Capable options indicated by this color background.

Ordering Information

EXAMPLE: DSX0 LED P6 40K T3M MVOLT SPA NLTAIR2 PIRHN DDBXD

| DSX0 LED | Series | LEDs | Color temperature | Distribution | Voltage | Mounting |
|----------|----------|--|--|--|--|--|
| | DSX0 LED | Forward optics P1 P4 P7 P2 P5 P3 P6 Rotated optics P10 ¹ P12 ¹ P11 ¹ P13 ¹ | 30K 3000 K 40K 4000 K 50K 5000 K | T1S Type I short T2S Type II short T2M Type II medium T3S Type III short T3M Type III medium T4M Type IV medium TFTM Forward throw medium T5VS Type V very short T5S Type V short T5M Type V medium T5W Type V wide BLC Backlight control ² LCCO Left corner cutoff ² RCCO Right corner cutoff ² | MVOLT ^{3,4} 120 ⁴ 208 ⁴ 240 ⁴ 277 ⁴ 347 ^{4,5} 480 ^{4,5} | Shipped included SPA Square pole mounting RPA Round pole mounting WBA Wall bracket SPUMBA Square pole universal mounting adaptor ⁶ RPUMBA Round pole universal mounting adaptor ⁶ Shipped separately KMA8 DDBXD U Mast arm mounting bracket adaptor (specify finish) ⁷ |

| Control options | Other options | Finish (required) |
|---|---|--|
| Shipped installed NLTAIR2 nLight AIR generation 2 enabled ^{8,9} PIRHN Network, high/low motion/ambient sensor ¹⁰ PER NEMA twist-lock receptacle only (control ordered separate) ¹¹ PER5 Five-pin receptacle only (control ordered separate) ^{11,12} PER7 Seven-pin receptacle only (leads exit fixture) (control ordered separate) ^{11,12} DMG 0-10V dimming extend out back of housing for external control (control ordered separate) | Shipped installed HS House-side shield ¹⁶ SF Single fuse (120, 277, 347V) ⁴ DF Double fuse (208, 240, 480V) ⁴ L90 Left rotated optics ¹ R90 Right rotated optics ¹ DDL Diffused drop lens ¹⁶ Shipped separately BS Bird spikes ¹⁷ EGS External glare shield ¹⁷ | DDBXD Dark bronze DBLXD Black DNAXD Natural aluminum DWHXD White DDBTXD Textured dark bronze DBLBXD Textured black DNATXD Textured natural aluminum DWHGXD Textured white |



Ordering Information

Accessories

Ordered and shipped separately.


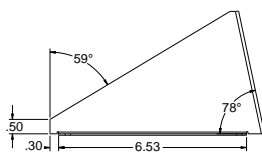
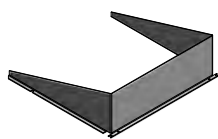
| | |
|--------------------|---|
| DLL127F 1.5 JU | Photocell - SSL twist-lock (120-277V) ¹⁸ |
| DLL347F 1.5 CUL JU | Photocell - SSL twist-lock (347V) ¹⁸ |
| DLL480F 1.5 CUL JU | Photocell - SSL twist-lock (480V) ¹⁸ |
| DSHORT SBK U | Shorting cap ¹⁸ |
| DSXOHS 20C U | House-side shield for P1,P2,P3 and P4 ¹⁵ |
| DSXOHS 30C U | House-side shield for P10,P11,P12 and P13 ¹⁶ |
| DSXOHS 40C U | House-side shield for P5,P6 AND P7 ¹⁶ |
| DSXODDL U | Diffused drop lens (polycarbonate) ¹⁶ |
| PUMBA DDBXD U* | Square and round pole universal mounting bracket adaptor (specify finish) ¹⁹ |
| KMA8 DDBXD U | Mast arm mounting bracket adaptor (specify finish) ¹⁹ |

For more control options, visit [DTL](#) and [ROAM](#) online. Link to [nLight Air 2](#)

NOTES

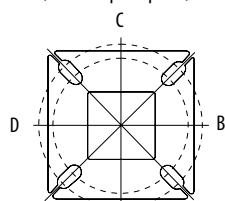
- 1 P10, P11, P12 and P13 and rotated options (L90 or R90) only available together.
- 2 Not available with HS or DDL.
- 3 MVOLT driver operates on any line voltage from 120-277V (50/60 Hz).
- 4 Single fuse (SF) requires 120V, 277V or 347V. Double fuse (DF) requires 208V, 240V or 480V.
- 5 Not available in P4, P7 or P13. Not available with BL30, BL50 or PNMT options.
- 6 Universal mounting brackets intended for retrofit on existing pre-drilled poles only. 1.5 G vibration load rating per ANGI C136.31.
- 7 Must order fixture with SPA mounting. Must be ordered as a separate accessory; see Accessories information. For use with 2-3/8" mast arm (not included).
- 8 Must be ordered with PIRHN.
- 9 Sensor cover available only in dark bronze, black, white and natural aluminum colors.
- 10 Must be ordered with NLTAIR2. For more information on nLight Air 2 visit [this link](#).
- 11 Photocell ordered and shipped as a separate line item from Acuity Brands Controls. See accessories. Shorting Cap included.
- 12 If ROAM[®] node required, it must be ordered and shipped as a separate line item from Acuity Brands Controls. Shorting Cap included.
- 13 Reference Motion Sensor table on page 3.
- 14 Reference PER Table on page 3 to see functionality.
- 15 Not available with other dimming controls options.
- 16 Not available with BLC, LCCO and RCCO distribution. Must be ordered with fixture for factory pre-drilling.
- 17 Must be ordered with fixture for factory pre-drilling.
- 18 Requires luminaire to be specified with PER, PER5 or PER7 option. See PER Table on page 3.
- 19 For retrofit use only.

EGS – External Glare Shield

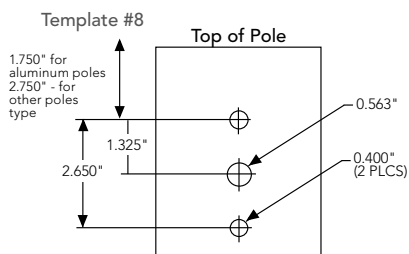


Drilling

HANDHOLE ORIENTATION (from top of pole)



A
Handhole



Tenon Mounting Slipfitter

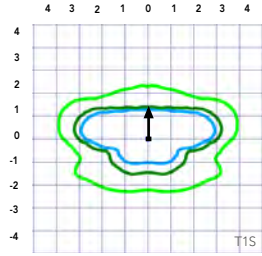

| Tenon O.D. | Single Unit | 2 at 180° | 2 at 90° | 3 at 120° | 3 at 90° | 4 at 90° |
|------------|-------------|-----------|-----------|-----------|-----------|-----------|
| 2-3/8" | AST20-190 | AST20-280 | AST20-290 | AST20-320 | AST20-390 | AST20-490 |
| 2-7/8" | AST25-190 | AST25-280 | AST25-290 | AST25-320 | AST25-390 | AST25-490 |
| 4" | AST35-190 | AST35-280 | AST35-290 | AST35-320 | AST35-390 | AST35-490 |

| Mounting Option | Drilling Template | Single | 2 @ 180 | 2 @ 90 | 3 @ 90 | 3 @ 120 | 4 @ 90 |
|--------------------|-------------------|--------|------------|------------|---------------|-----------------|------------------|
| Head Location | | Side B | Side B & D | Side B & C | Side B, C & D | Round Pole Only | Side A, B, C & D |
| Drill Nomenclature | #8 | DM19AS | DM28AS | DM29AS | DM39AS | DM32AS | DM49AS |

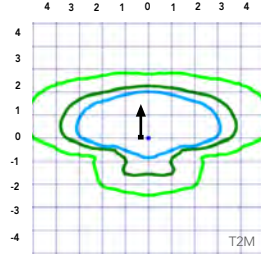
| | | Minimum Acceptable Outside Pole Dimension | | | | | |
|--------|----|---|--------|------|------|------|------|
| SPA | #8 | 2-7/8" | 2-7/8" | 3.5" | 3.5" | | 3.5" |
| RPA | #8 | 2-7/8" | 2-7/8" | 3.5" | 3.5" | 3" | 3.5" |
| SPUMBA | #5 | 2-7/8" | 3" | 4" | 4" | | 4" |
| RPUMBA | #5 | 2-7/8" | 3.5" | 5" | 5" | 3.5" | 5" |

Isofootcandle plots for the DSX0 LED 40C 1000 40K. Distances are in units of mounting height (20').

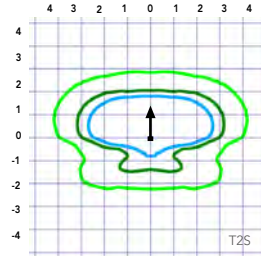
LEGEND



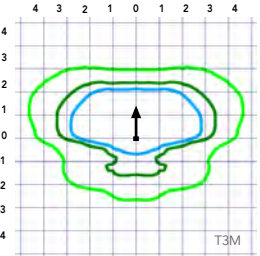
Test No.



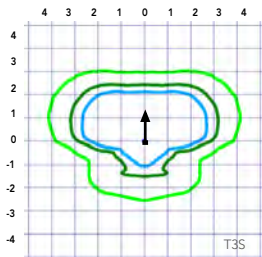
Test No.



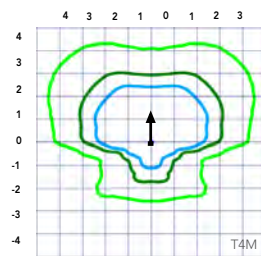
Test No. LTL23457P25 tested in accordance with IESNA LM-79-08.



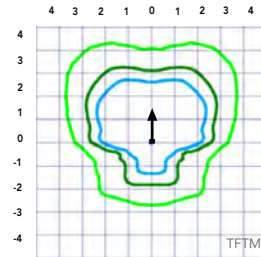
Test No. LTL23457P25 tested in accordance with IESNA LM-79-08.



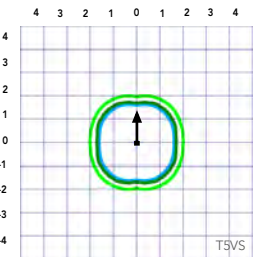
Test No. LTL23457P25 tested in accordance with IESNA LM-79-08.



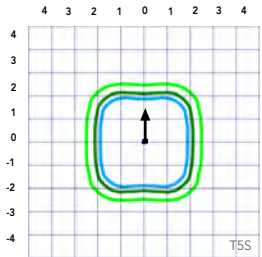
Test No.



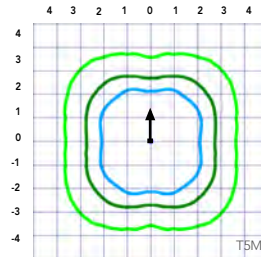
Test No.



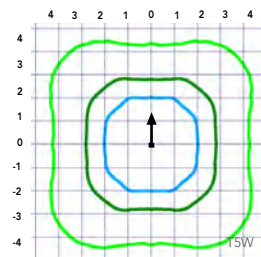
Test No.



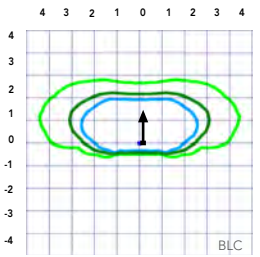
Test No.



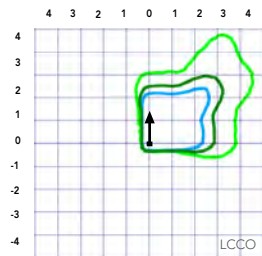
Test No.



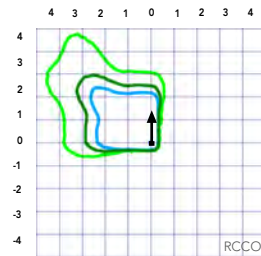
Test No. LTL23451P25 tested in accordance with IESNA LM-79-08.



Test No.



Test No.



Test No.

Performance Data

Lumen Ambient Temperature (LAT) Multipliers

Use these factors to determine relative lumen output for average ambient temperatures from 0-40°C (32-104°F).

| Ambient | | Lumen Multiplier |
|-------------|-------------|------------------|
| 0°C | 32°F | 1.04 |
| 5°C | 41°F | 1.04 |
| 10°C | 50°F | 1.03 |
| 15°C | 59°F | 1.02 |
| 20°C | 68°F | 1.01 |
| 25°C | 77°C | 1.00 |
| 30°C | 86°F | 0.99 |
| 35°C | 95°F | 0.98 |
| 40°C | 104°F | 0.97 |

Projected LED Lumen Maintenance

Data references the extrapolated performance projections for the platforms noted in a **25°C ambient**, based on 10,000 hours of LED testing (tested per IESNA LM-80-08 and projected per IESNA TM-21-11).

To calculate LLF, use the lumen maintenance factor that corresponds to the desired number of operating hours below. For other lumen maintenance values, contact factory.

| Operating Hours | Lumen Maintenance Factor |
|-----------------|--------------------------|
| 25,000 | 0.96 |
| 50,000 | 0.92 |
| 100,000 | 0.85 |

Motion Sensor Default Settings

| Option | Dimmed State | High Level (when triggered) | Photocell Operation | Dwell Time | Ramp-up Time | Ramp-down Time |
|------------------------|-----------------|-----------------------------|---------------------|------------|--------------|----------------|
| PIR or PIRH | 3V (37%) Output | 10V (100%) Output | Enabled @ 5FC | 5 min | 3 sec | 5 min |
| *PIR1FC3V or PIRH1FC3V | 3V (37%) Output | 10V (100%) Output | Enabled @ 1FC | 5 min | 3 sec | 5 min |

*for use with separate Dusk to Dawn or timer.

Controls Options

| Nomenclature | Description | Functionality | Primary control device | Notes |
|---------------|---|---|---|--|
| FAO | Field adjustable output device installed inside the luminaire; wired to the driver dimming leads. | Allows the luminaire to be manually dimmed, effectively trimming the light output. | FAO device | Cannot be used with other controls options that need the 0-10V leads |
| DS | Drivers wired independently for 50/50 luminaire operation | The luminaire is wired to two separate circuits, allowing for 50/50 operation. | Independently wired drivers | Requires two separately switched circuits. Consider nLight AIR as a more cost effective alternative. |
| PERS or PER7 | Twist-lock photocell receptacle | Compatible with standard twist-lock photocells for dusk to dawn operation, or advanced control nodes that provide 0-10V dimming signals. | Twist-lock photocells such as DLL Elite or advanced control nodes such as ROAM. | Pins 4 & 5 to dimming leads on driver, Pins 6 & 7 are capped inside luminaire |
| PIR or PIRH | Motion sensors with integral photocell. PIR for 8-15' mounting; PIRH for 15-30' mounting | Luminaires dim when no occupancy is detected. | Acuity Controls SBOR | Also available with PIRH1FC3V when the sensor photocell is used for dusk-to-dawn operation. |
| NLTAIR2 PIRHN | nLight AIR enabled luminaire for motion sensing, photocell and wireless communication. | Motion and ambient light sensing with group response. Scheduled dimming with motion sensor over-ride when wirelessly connected to the nLight Eclipse. | nLight Air rSDGR | nLight AIR sensors can be programmed and commissioned from the ground using the CIAIRity Pro app. |

Electrical Load

| | | | | | Current (A) | | | | | |
|--------------------------------------|---------------------|-----------|---------------|---------|-------------|------|------|------|------|------|
| | Performance Package | LED Count | Drive Current | Wattage | 120 | 208 | 240 | 277 | 347 | 480 |
| Forward Optics (Non-Rotated) | P1 | 20 | 530 | 38 | 0.32 | 0.18 | 0.15 | 0.15 | 0.10 | 0.08 |
| | P2 | 20 | 700 | 49 | 0.41 | 0.23 | 0.20 | 0.19 | 0.14 | 0.11 |
| | P3 | 20 | 1050 | 71 | 0.60 | 0.37 | 0.32 | 0.27 | 0.21 | 0.15 |
| | P4 | 20 | 1400 | 92 | 0.77 | 0.45 | 0.39 | 0.35 | 0.28 | 0.20 |
| | P5 | 40 | 700 | 89 | 0.74 | 0.43 | 0.38 | 0.34 | 0.26 | 0.20 |
| | P6 | 40 | 1050 | 134 | 1.13 | 0.65 | 0.55 | 0.48 | 0.39 | 0.29 |
| | P7 | 40 | 1300 | 166 | 1.38 | 0.80 | 0.69 | 0.60 | 0.50 | 0.37 |
| Rotated Optics (Requires L90 or R90) | P10 | 30 | 530 | 53 | 0.45 | 0.26 | 0.23 | 0.21 | 0.16 | 0.12 |
| | P11 | 30 | 700 | 72 | 0.60 | 0.35 | 0.30 | 0.27 | 0.20 | 0.16 |
| | P12 | 30 | 1050 | 104 | 0.88 | 0.50 | 0.44 | 0.39 | 0.31 | 0.23 |
| | P13 | 30 | 1300 | 128 | 1.08 | 0.62 | 0.54 | 0.48 | 0.37 | 0.27 |

Performance Data

Lumen Output

Lumen values are from photometric tests performed in accordance with IESNA LM-79-08. Data is considered to be representative of the configurations shown, within the tolerances allowed by Lighting Facts. Contact factory for performance data on any configurations not shown here.

| Forward Optics | | | | | | | | | | | | | | | | | | | |
|----------------|-----------|---------------|--------------|------------|-------------------------|------|-----|-----|-------|-------------------------|---|---|-----|--------|-------------------------|---|---|-----|--------|
| Power Package | LED Count | Drive Current | System Watts | Dist. Type | 30K (3000 K, 70 CRI) | | | | | 40K (4000 K, 70 CRI) | | | | | 50K (5000 K, 70 CRI) | | | | |
| | | | | | Lumens | B | U | G | LPW | Lumens | B | U | G | LPW | Lumens | B | U | G | LPW |
| P1 | 20 | 530 | 38W | T1S | 4,369 | 1 | 0 | 1 | 115 | 4,706 | 1 | 0 | 1 | 124 | 4,766 | 1 | 0 | 1 | 125 |
| | | | | T2S | 4,364 | 1 | 0 | 1 | 115 | 4,701 | 1 | 0 | 1 | 124 | 4,761 | 1 | 0 | 1 | 125 |
| | | | | T2M | 4,387 | 1 | 0 | 1 | 115 | 4,726 | 1 | 0 | 1 | 124 | 4,785 | 1 | 0 | 1 | 126 |
| | | | | T3S | 4,248 | 1 | 0 | 1 | 112 | 4,577 | 1 | 0 | 1 | 120 | 4,634 | 1 | 0 | 1 | 122 |
| | | | | T3M | 4,376 | 1 | 0 | 1 | 115 | 4,714 | 1 | 0 | 1 | 124 | 4,774 | 1 | 0 | 1 | 126 |
| | | | | T4M | 4,281 | 1 | 0 | 1 | 113 | 4,612 | 1 | 0 | 2 | 121 | 4,670 | 1 | 0 | 2 | 123 |
| | | | | TFTM | 4,373 | 1 | 0 | 1 | 115 | 4,711 | 1 | 0 | 2 | 124 | 4,771 | 1 | 0 | 2 | 126 |
| | | | | TSVS | 4,548 | 2 | 0 | 0 | 120 | 4,900 | 2 | 0 | 0 | 129 | 4,962 | 2 | 0 | 0 | 131 |
| | | | | TSS | 4,552 | 2 | 0 | 0 | 120 | 4,904 | 2 | 0 | 0 | 129 | 4,966 | 2 | 0 | 0 | 131 |
| | | | | TSM | 4,541 | 3 | 0 | 1 | 120 | 4,891 | 3 | 0 | 1 | 129 | 4,953 | 3 | 0 | 1 | 130 |
| | | | | TSW | 4,576 | 3 | 0 | 2 | 120 | 4,929 | 3 | 0 | 2 | 130 | 4,992 | 3 | 0 | 2 | 131 |
| | | | | BLC | 3,586 | 1 | 0 | 1 | 94 | 3,863 | 1 | 0 | 1 | 102 | 3,912 | 1 | 0 | 1 | 103 |
| | | | | LCCO | 2,668 | 1 | 0 | 1 | 70 | 2,874 | 1 | 0 | 2 | 76 | 2,911 | 1 | 0 | 2 | 77 |
| | | | | RCCO | 2,668 | 1 | 0 | 1 | 70 | 2,874 | 1 | 0 | 2 | 76 | 2,911 | 1 | 0 | 2 | 77 |
| | | | | P2 | 20 | 700 | 49W | T1S | 5,570 | 1 | 0 | 1 | 114 | 6,001 | 1 | 0 | 1 | 122 | 6,077 |
| T2S | 5,564 | 1 | 0 | | | | | 2 | 114 | 5,994 | 1 | 0 | 2 | 122 | 6,070 | 2 | 0 | 2 | 124 |
| T2M | 5,593 | 1 | 0 | | | | | 1 | 114 | 6,025 | 1 | 0 | 1 | 123 | 6,102 | 1 | 0 | 1 | 125 |
| T3S | 5,417 | 1 | 0 | | | | | 2 | 111 | 5,835 | 1 | 0 | 2 | 119 | 5,909 | 2 | 0 | 2 | 121 |
| T3M | 5,580 | 1 | 0 | | | | | 2 | 114 | 6,011 | 1 | 0 | 2 | 123 | 6,087 | 1 | 0 | 2 | 124 |
| T4M | 5,458 | 1 | 0 | | | | | 2 | 111 | 5,880 | 1 | 0 | 2 | 120 | 5,955 | 1 | 0 | 2 | 122 |
| TFTM | 5,576 | 1 | 0 | | | | | 2 | 114 | 6,007 | 1 | 0 | 2 | 123 | 6,083 | 1 | 0 | 2 | 124 |
| TSVS | 5,799 | 2 | 0 | | | | | 0 | 118 | 6,247 | 2 | 0 | 0 | 127 | 6,327 | 2 | 0 | 0 | 129 |
| TSS | 5,804 | 2 | 0 | | | | | 0 | 118 | 6,252 | 2 | 0 | 0 | 128 | 6,332 | 2 | 0 | 1 | 129 |
| TSM | 5,789 | 3 | 0 | | | | | 1 | 118 | 6,237 | 3 | 0 | 1 | 127 | 6,316 | 3 | 0 | 1 | 129 |
| TSW | 5,834 | 3 | 0 | | | | | 2 | 119 | 6,285 | 3 | 0 | 2 | 128 | 6,364 | 3 | 0 | 2 | 130 |
| BLC | 4,572 | 1 | 0 | | | | | 1 | 93 | 4,925 | 1 | 0 | 1 | 101 | 4,987 | 1 | 0 | 1 | 102 |
| LCCO | 3,402 | 1 | 0 | | | | | 2 | 69 | 3,665 | 1 | 0 | 2 | 75 | 3,711 | 1 | 0 | 2 | 76 |
| RCCO | 3,402 | 1 | 0 | | | | | 2 | 69 | 3,665 | 1 | 0 | 2 | 75 | 3,711 | 1 | 0 | 2 | 76 |
| P3 | 20 | 1050 | 71W | | | | | T1S | 7,833 | 2 | 0 | 2 | 110 | 8,438 | 2 | 0 | 2 | 119 | 8,545 |
| | | | | T2S | 7,825 | 2 | 0 | 2 | 110 | 8,429 | 2 | 0 | 2 | 119 | 8,536 | 2 | 0 | 2 | 120 |
| | | | | T2M | 7,865 | 2 | 0 | 2 | 111 | 8,473 | 2 | 0 | 2 | 119 | 8,580 | 2 | 0 | 2 | 121 |
| | | | | T3S | 7,617 | 2 | 0 | 2 | 107 | 8,205 | 2 | 0 | 2 | 116 | 8,309 | 2 | 0 | 2 | 117 |
| | | | | T3M | 7,846 | 2 | 0 | 2 | 111 | 8,452 | 2 | 0 | 2 | 119 | 8,559 | 2 | 0 | 2 | 121 |
| | | | | T4M | 7,675 | 2 | 0 | 2 | 108 | 8,269 | 2 | 0 | 2 | 116 | 8,373 | 2 | 0 | 2 | 118 |
| | | | | TFTM | 7,841 | 2 | 0 | 2 | 110 | 8,447 | 2 | 0 | 2 | 119 | 8,554 | 2 | 0 | 2 | 120 |
| | | | | TSVS | 8,155 | 3 | 0 | 0 | 115 | 8,785 | 3 | 0 | 0 | 124 | 8,896 | 3 | 0 | 0 | 125 |
| | | | | TSS | 8,162 | 3 | 0 | 1 | 115 | 8,792 | 3 | 0 | 1 | 124 | 8,904 | 3 | 0 | 1 | 125 |
| | | | | TSM | 8,141 | 3 | 0 | 2 | 115 | 8,770 | 3 | 0 | 2 | 124 | 8,881 | 3 | 0 | 2 | 125 |
| | | | | TSW | 8,204 | 3 | 0 | 2 | 116 | 8,838 | 4 | 0 | 2 | 124 | 8,950 | 4 | 0 | 2 | 126 |
| | | | | BLC | 6,429 | 1 | 0 | 2 | 91 | 6,926 | 1 | 0 | 2 | 98 | 7,013 | 1 | 0 | 2 | 99 |
| | | | | LCCO | 4,784 | 1 | 0 | 2 | 67 | 5,153 | 1 | 0 | 2 | 73 | 5,218 | 1 | 0 | 2 | 73 |
| | | | | RCCO | 4,784 | 1 | 0 | 2 | 67 | 5,153 | 1 | 0 | 2 | 73 | 5,218 | 1 | 0 | 2 | 73 |
| | | | | P4 | 20 | 1400 | 92W | T1S | 9,791 | 2 | 0 | 2 | 106 | 10,547 | 2 | 0 | 2 | 115 | 10,681 |
| T2S | 9,780 | 2 | 0 | | | | | 2 | 106 | 10,536 | 2 | 0 | 2 | 115 | 10,669 | 2 | 0 | 2 | 116 |
| T2M | 9,831 | 2 | 0 | | | | | 2 | 107 | 10,590 | 2 | 0 | 2 | 115 | 10,724 | 2 | 0 | 2 | 117 |
| T3S | 9,521 | 2 | 0 | | | | | 2 | 103 | 10,256 | 2 | 0 | 2 | 111 | 10,386 | 2 | 0 | 2 | 113 |
| T3M | 9,807 | 2 | 0 | | | | | 2 | 107 | 10,565 | 2 | 0 | 2 | 115 | 10,698 | 2 | 0 | 2 | 116 |
| T4M | 9,594 | 2 | 0 | | | | | 2 | 104 | 10,335 | 2 | 0 | 3 | 112 | 10,466 | 2 | 0 | 3 | 114 |
| TFTM | 9,801 | 2 | 0 | | | | | 2 | 107 | 10,558 | 2 | 0 | 2 | 115 | 10,692 | 2 | 0 | 2 | 116 |
| TSVS | 10,193 | 3 | 0 | | | | | 1 | 111 | 10,981 | 3 | 0 | 1 | 119 | 11,120 | 3 | 0 | 1 | 121 |
| TSS | 10,201 | 3 | 0 | | | | | 1 | 111 | 10,990 | 3 | 0 | 1 | 119 | 11,129 | 3 | 0 | 1 | 121 |
| TSM | 10,176 | 4 | 0 | | | | | 2 | 111 | 10,962 | 4 | 0 | 2 | 119 | 11,101 | 4 | 0 | 2 | 121 |
| TSW | 10,254 | 4 | 0 | | | | | 3 | 111 | 11,047 | 4 | 0 | 3 | 120 | 11,186 | 4 | 0 | 3 | 122 |
| BLC | 8,036 | 1 | 0 | | | | | 2 | 87 | 8,656 | 1 | 0 | 2 | 94 | 8,766 | 1 | 0 | 2 | 95 |
| LCCO | 5,979 | 1 | 0 | | | | | 2 | 65 | 6,441 | 1 | 0 | 2 | 70 | 6,523 | 1 | 0 | 3 | 71 |
| | 5,979 | 1 | 0 | | | | | 2 | 65 | 6,441 | 1 | 0 | 2 | 70 | 6,523 | 1 | 0 | 3 | 71 |

Performance Data

Lumen Output

Lumen values are from photometric tests performed in accordance with IESNA LM-79-08. Data is considered to be representative of the configurations shown, within the tolerances allowed by Lighting Facts. Contact factory for performance data on any configurations not shown here.

| Forward Optics | | | | | | | | | | | | | | | | | | | |
|----------------|-----------|---------------|--------------|------------|----------------------|------|------|-----|--------|----------------------|---|---|-----|--------|----------------------|---|---|-----|--------|
| Power Package | LED Count | Drive Current | System Watts | Dist. Type | 30K (3000 K, 70 CRI) | | | | | 40K (4000 K, 70 CRI) | | | | | 50K (5000 K, 70 CRI) | | | | |
| | | | | | Lumens | B | U | G | LPW | Lumens | B | U | G | LPW | Lumens | B | U | G | LPW |
| P5 | 40 | 700 | 89W | T1S | 10,831 | 2 | 0 | 2 | 122 | 11,668 | 2 | 0 | 2 | 131 | 11,816 | 2 | 0 | 2 | 133 |
| | | | | T2S | 10,820 | 2 | 0 | 2 | 122 | 11,656 | 2 | 0 | 2 | 131 | 11,803 | 2 | 0 | 2 | 133 |
| | | | | T2M | 10,876 | 2 | 0 | 2 | 122 | 11,716 | 2 | 0 | 2 | 132 | 11,864 | 2 | 0 | 2 | 133 |
| | | | | T3S | 10,532 | 2 | 0 | 2 | 118 | 11,346 | 2 | 0 | 2 | 127 | 11,490 | 2 | 0 | 2 | 129 |
| | | | | T3M | 10,849 | 2 | 0 | 2 | 122 | 11,687 | 2 | 0 | 2 | 131 | 11,835 | 2 | 0 | 2 | 133 |
| | | | | T4M | 10,613 | 2 | 0 | 3 | 119 | 11,434 | 2 | 0 | 3 | 128 | 11,578 | 2 | 0 | 3 | 130 |
| | | | | TFTM | 10,842 | 2 | 0 | 2 | 122 | 11,680 | 2 | 0 | 2 | 131 | 11,828 | 2 | 0 | 2 | 133 |
| | | | | TSVS | 11,276 | 3 | 0 | 1 | 127 | 12,148 | 3 | 0 | 1 | 136 | 12,302 | 3 | 0 | 1 | 138 |
| | | | | T5S | 11,286 | 3 | 0 | 1 | 127 | 12,158 | 3 | 0 | 1 | 137 | 12,312 | 3 | 0 | 1 | 138 |
| | | | | T5M | 11,257 | 4 | 0 | 2 | 126 | 12,127 | 4 | 0 | 2 | 136 | 12,280 | 4 | 0 | 2 | 138 |
| | | | | T5W | 11,344 | 4 | 0 | 3 | 127 | 12,221 | 4 | 0 | 3 | 137 | 12,375 | 4 | 0 | 3 | 139 |
| | | | | BLC | 8,890 | 1 | 0 | 2 | 100 | 9,576 | 1 | 0 | 2 | 108 | 9,698 | 1 | 0 | 2 | 109 |
| | | | | LCCO | 6,615 | 1 | 0 | 3 | 74 | 7,126 | 1 | 0 | 3 | 80 | 7,216 | 1 | 0 | 3 | 81 |
| | | | | RCCO | 6,615 | 1 | 0 | 3 | 74 | 7,126 | 1 | 0 | 3 | 80 | 7,216 | 1 | 0 | 3 | 81 |
| | | | | P6 | 40 | 1050 | 134W | T1S | 14,805 | 3 | 0 | 3 | 110 | 15,949 | 3 | 0 | 3 | 119 | 16,151 |
| T2S | 14,789 | 3 | 0 | | | | | 3 | 110 | 15,932 | 3 | 0 | 3 | 119 | 16,134 | 3 | 0 | 3 | 120 |
| T2M | 14,865 | 3 | 0 | | | | | 3 | 111 | 16,014 | 3 | 0 | 3 | 120 | 16,217 | 3 | 0 | 3 | 121 |
| T3S | 14,396 | 3 | 0 | | | | | 3 | 107 | 15,509 | 3 | 0 | 3 | 116 | 15,705 | 3 | 0 | 3 | 117 |
| T3M | 14,829 | 2 | 0 | | | | | 3 | 111 | 15,975 | 3 | 0 | 3 | 119 | 16,177 | 3 | 0 | 3 | 121 |
| T4M | 14,507 | 2 | 0 | | | | | 3 | 108 | 15,628 | 3 | 0 | 3 | 117 | 15,826 | 3 | 0 | 3 | 118 |
| TFTM | 14,820 | 2 | 0 | | | | | 3 | 111 | 15,965 | 3 | 0 | 3 | 119 | 16,167 | 3 | 0 | 3 | 121 |
| TSVS | 15,413 | 4 | 0 | | | | | 1 | 115 | 16,604 | 4 | 0 | 1 | 124 | 16,815 | 4 | 0 | 1 | 125 |
| T5S | 15,426 | 3 | 0 | | | | | 1 | 115 | 16,618 | 4 | 0 | 1 | 124 | 16,828 | 4 | 0 | 1 | 126 |
| T5M | 15,387 | 4 | 0 | | | | | 2 | 115 | 16,576 | 4 | 0 | 2 | 124 | 16,786 | 4 | 0 | 2 | 125 |
| T5W | 15,506 | 4 | 0 | | | | | 3 | 116 | 16,704 | 4 | 0 | 3 | 125 | 16,915 | 4 | 0 | 3 | 126 |
| BLC | 12,151 | 1 | 0 | | | | | 2 | 91 | 13,090 | 1 | 0 | 2 | 98 | 13,255 | 1 | 0 | 2 | 99 |
| LCCO | 9,041 | 1 | 0 | | | | | 3 | 67 | 9,740 | 1 | 0 | 3 | 73 | 9,863 | 1 | 0 | 3 | 74 |
| RCCO | 9,041 | 1 | 0 | | | | | 3 | 67 | 9,740 | 1 | 0 | 3 | 73 | 9,863 | 1 | 0 | 3 | 74 |
| P7 | 40 | 1300 | 166W | | | | | T1S | 17,023 | 3 | 0 | 3 | 103 | 18,338 | 3 | 0 | 3 | 110 | 18,570 |
| | | | | T2S | 17,005 | 3 | 0 | 3 | 102 | 18,319 | 3 | 0 | 3 | 110 | 18,551 | 3 | 0 | 3 | 112 |
| | | | | T2M | 17,092 | 3 | 0 | 3 | 103 | 18,413 | 3 | 0 | 3 | 111 | 18,646 | 3 | 0 | 3 | 112 |
| | | | | T3S | 16,553 | 3 | 0 | 3 | 100 | 17,832 | 3 | 0 | 3 | 107 | 18,058 | 3 | 0 | 3 | 109 |
| | | | | T3M | 17,051 | 3 | 0 | 3 | 103 | 18,369 | 3 | 0 | 3 | 111 | 18,601 | 3 | 0 | 3 | 112 |
| | | | | T4M | 16,681 | 3 | 0 | 3 | 100 | 17,969 | 3 | 0 | 3 | 108 | 18,197 | 3 | 0 | 3 | 110 |
| | | | | TFTM | 17,040 | 3 | 0 | 3 | 103 | 18,357 | 3 | 0 | 4 | 111 | 18,590 | 3 | 0 | 4 | 112 |
| | | | | TSVS | 17,723 | 4 | 0 | 1 | 107 | 19,092 | 4 | 0 | 1 | 115 | 19,334 | 4 | 0 | 1 | 116 |
| | | | | T5S | 17,737 | 4 | 0 | 2 | 107 | 19,108 | 4 | 0 | 2 | 115 | 19,349 | 4 | 0 | 2 | 117 |
| | | | | T5M | 17,692 | 4 | 0 | 2 | 107 | 19,059 | 4 | 0 | 2 | 115 | 19,301 | 4 | 0 | 2 | 116 |
| | | | | T5W | 17,829 | 5 | 0 | 3 | 107 | 19,207 | 5 | 0 | 3 | 116 | 19,450 | 5 | 0 | 3 | 117 |
| | | | | BLC | 13,971 | 2 | 0 | 2 | 84 | 15,051 | 2 | 0 | 2 | 91 | 15,241 | 2 | 0 | 2 | 92 |
| | | | | LCCO | 10,396 | 1 | 0 | 3 | 63 | 11,199 | 1 | 0 | 3 | 67 | 11,341 | 1 | 0 | 3 | 68 |
| | | | | | 10,396 | 1 | 0 | 3 | 63 | 11,199 | 1 | 0 | 3 | 67 | 11,341 | 1 | 0 | 3 | 68 |

Lumen Output

Lumen values are from photometric tests performed in accordance with IESNA LM-79-08. Data is considered to be representative of the configurations shown, within the tolerances allowed by Lighting Facts. Contact factory for performance data on any configurations not shown here.

| Rotated Optics | | | | | | | | | | | | | | | | | | | | | | | |
|----------------|-----------|---------------|--------------|------------|----------------------|------|------|-----|--------|----------------------|---|---|-----|--------|----------------------|---|---|-----|--------|---|---|---|-----|
| Power Package | LED Count | Drive Current | System Watts | Dist. Type | 30K (3000 K, 70 CRI) | | | | | 40K (4000 K, 70 CRI) | | | | | 50K (5000 K, 70 CRI) | | | | | | | | |
| | | | | | Lumens | B | U | G | LPW | Lumens | B | U | G | LPW | Lumens | B | U | G | LPW | | | | |
| P10 | 30 | 530 | 53W | T1S | 6,727 | 2 | 0 | 2 | 127 | 7,247 | 3 | 0 | 3 | 137 | 7,339 | 3 | 0 | 3 | 138 | | | | |
| | | | | T2S | 6,689 | 3 | 0 | 3 | 126 | 7,205 | 3 | 0 | 3 | 136 | 7,297 | 3 | 0 | 3 | 138 | | | | |
| | | | | T2M | 6,809 | 3 | 0 | 3 | 128 | 7,336 | 3 | 0 | 3 | 138 | 7,428 | 3 | 0 | 3 | 140 | | | | |
| | | | | T3S | 6,585 | 3 | 0 | 3 | 124 | 7,094 | 3 | 0 | 3 | 134 | 7,183 | 3 | 0 | 3 | 136 | | | | |
| | | | | T3M | 6,805 | 3 | 0 | 3 | 128 | 7,331 | 3 | 0 | 3 | 138 | 7,424 | 3 | 0 | 3 | 140 | | | | |
| | | | | T4M | 6,677 | 3 | 0 | 3 | 126 | 7,193 | 3 | 0 | 3 | 136 | 7,284 | 3 | 0 | 3 | 137 | | | | |
| | | | | TFTM | 6,850 | 3 | 0 | 3 | 129 | 7,379 | 3 | 0 | 3 | 139 | 7,472 | 3 | 0 | 3 | 141 | | | | |
| | | | | TSVS | 6,898 | 3 | 0 | 0 | 130 | 7,431 | 3 | 0 | 0 | 140 | 7,525 | 3 | 0 | 0 | 142 | | | | |
| | | | | T5S | 6,840 | 2 | 0 | 1 | 129 | 7,368 | 2 | 0 | 1 | 139 | 7,461 | 2 | 0 | 1 | 141 | | | | |
| | | | | T5M | 6,838 | 3 | 0 | 1 | 129 | 7,366 | 3 | 0 | 2 | 139 | 7,460 | 3 | 0 | 2 | 141 | | | | |
| | | | | TSW | 6,777 | 3 | 0 | 2 | 128 | 7,300 | 3 | 0 | 2 | 138 | 7,393 | 3 | 0 | 2 | 139 | | | | |
| | | | | BLC | 5,626 | 2 | 0 | 2 | 106 | 6,060 | 2 | 0 | 2 | 114 | 6,137 | 2 | 0 | 2 | 116 | | | | |
| | | | | LCCO | 4,018 | 1 | 0 | 2 | 76 | 4,328 | 1 | 0 | 2 | 82 | 4,383 | 1 | 0 | 2 | 83 | | | | |
| | | | | RCCO | 4,013 | 3 | 0 | 3 | 76 | 4,323 | 3 | 0 | 3 | 82 | 4,377 | 3 | 0 | 3 | 83 | | | | |
| | | | | P11 | 30 | 700 | 72W | T1S | 8,594 | 3 | 0 | 3 | 119 | 9,258 | 3 | 0 | 3 | 129 | 9,376 | 3 | 0 | 3 | 130 |
| | | | | | | | | T2S | 8,545 | 3 | 0 | 3 | 119 | 9,205 | 3 | 0 | 3 | 128 | 9,322 | 3 | 0 | 3 | 129 |
| T2M | 8,699 | 3 | 0 | | | | | 3 | 121 | 9,371 | 3 | 0 | 3 | 130 | 9,490 | 3 | 0 | 3 | 132 | | | | |
| T3S | 8,412 | 3 | 0 | | | | | 3 | 117 | 9,062 | 3 | 0 | 3 | 126 | 9,177 | 3 | 0 | 3 | 127 | | | | |
| T3M | 8,694 | 3 | 0 | | | | | 3 | 121 | 9,366 | 3 | 0 | 3 | 130 | 9,484 | 3 | 0 | 3 | 132 | | | | |
| T4M | 8,530 | 3 | 0 | | | | | 3 | 118 | 9,189 | 3 | 0 | 3 | 128 | 9,305 | 3 | 0 | 3 | 129 | | | | |
| TFTM | 8,750 | 3 | 0 | | | | | 3 | 122 | 9,427 | 3 | 0 | 3 | 131 | 9,546 | 3 | 0 | 3 | 133 | | | | |
| TSVS | 8,812 | 3 | 0 | | | | | 0 | 122 | 9,493 | 3 | 0 | 0 | 132 | 9,613 | 3 | 0 | 0 | 134 | | | | |
| T5S | 8,738 | 3 | 0 | | | | | 1 | 121 | 9,413 | 3 | 0 | 1 | 131 | 9,532 | 3 | 0 | 1 | 132 | | | | |
| T5M | 8,736 | 3 | 0 | | | | | 2 | 121 | 9,411 | 3 | 0 | 2 | 131 | 9,530 | 3 | 0 | 2 | 132 | | | | |
| TSW | 8,657 | 4 | 0 | | | | | 2 | 120 | 9,326 | 4 | 0 | 2 | 130 | 9,444 | 4 | 0 | 2 | 131 | | | | |
| BLC | 7,187 | 3 | 0 | | | | | 3 | 100 | 7,742 | 3 | 0 | 3 | 108 | 7,840 | 3 | 0 | 3 | 109 | | | | |
| LCCO | 5,133 | 1 | 0 | | | | | 2 | 71 | 5,529 | 1 | 0 | 2 | 77 | 5,599 | 1 | 0 | 2 | 78 | | | | |
| RCCO | 5,126 | 3 | 0 | | | | | 3 | 71 | 5,522 | 3 | 0 | 3 | 77 | 5,592 | 3 | 0 | 3 | 78 | | | | |
| P12 | 30 | 1050 | 104W | | | | | T1S | 12,149 | 3 | 0 | 3 | 117 | 13,088 | 3 | 0 | 3 | 126 | 13,253 | 3 | 0 | 3 | 127 |
| | | | | | | | | T2S | 12,079 | 4 | 0 | 4 | 116 | 13,012 | 4 | 0 | 4 | 125 | 13,177 | 4 | 0 | 4 | 127 |
| | | | | T2M | 12,297 | 3 | 0 | 3 | 118 | 13,247 | 3 | 0 | 3 | 127 | 13,415 | 3 | 0 | 3 | 129 | | | | |
| | | | | T3S | 11,891 | 4 | 0 | 4 | 114 | 12,810 | 4 | 0 | 4 | 123 | 12,972 | 4 | 0 | 4 | 125 | | | | |
| | | | | T3M | 12,290 | 3 | 0 | 3 | 118 | 13,239 | 4 | 0 | 4 | 127 | 13,407 | 4 | 0 | 4 | 129 | | | | |
| | | | | T4M | 12,058 | 4 | 0 | 4 | 116 | 12,990 | 4 | 0 | 4 | 125 | 13,154 | 4 | 0 | 4 | 126 | | | | |
| | | | | TFTM | 12,369 | 4 | 0 | 4 | 119 | 13,325 | 4 | 0 | 4 | 128 | 13,494 | 4 | 0 | 4 | 130 | | | | |
| | | | | TSVS | 12,456 | 3 | 0 | 1 | 120 | 13,419 | 3 | 0 | 1 | 129 | 13,589 | 4 | 0 | 1 | 131 | | | | |
| | | | | T5S | 12,351 | 3 | 0 | 1 | 119 | 13,306 | 3 | 0 | 1 | 128 | 13,474 | 3 | 0 | 1 | 130 | | | | |
| | | | | T5M | 12,349 | 4 | 0 | 2 | 119 | 13,303 | 4 | 0 | 2 | 128 | 13,471 | 4 | 0 | 2 | 130 | | | | |
| | | | | TSW | 12,238 | 4 | 0 | 3 | 118 | 13,183 | 4 | 0 | 3 | 127 | 13,350 | 4 | 0 | 3 | 128 | | | | |
| | | | | BLC | 10,159 | 3 | 0 | 3 | 98 | 10,944 | 3 | 0 | 3 | 105 | 11,083 | 3 | 0 | 3 | 107 | | | | |
| | | | | LCCO | 7,256 | 1 | 0 | 3 | 70 | 7,816 | 1 | 0 | 3 | 75 | 7,915 | 1 | 0 | 3 | 76 | | | | |
| | | | | RCCO | 7,246 | 3 | 0 | 3 | 70 | 7,806 | 4 | 0 | 4 | 75 | 7,905 | 4 | 0 | 4 | 76 | | | | |
| | | | | P13 | 30 | 1300 | 128W | T1S | 14,438 | 3 | 0 | 3 | 113 | 15,554 | 3 | 0 | 3 | 122 | 15,751 | 3 | 0 | 3 | 123 |
| | | | | | | | | T2S | 14,355 | 4 | 0 | 4 | 112 | 15,465 | 4 | 0 | 4 | 121 | 15,660 | 4 | 0 | 4 | 122 |
| T2M | 14,614 | 3 | 0 | | | | | 3 | 114 | 15,744 | 4 | 0 | 4 | 123 | 15,943 | 4 | 0 | 4 | 125 | | | | |
| T3S | 14,132 | 4 | 0 | | | | | 4 | 110 | 15,224 | 4 | 0 | 4 | 119 | 15,417 | 4 | 0 | 4 | 120 | | | | |
| T3M | 14,606 | 4 | 0 | | | | | 4 | 114 | 15,735 | 4 | 0 | 4 | 123 | 15,934 | 4 | 0 | 4 | 124 | | | | |
| T4M | 14,330 | 4 | 0 | | | | | 4 | 112 | 15,438 | 4 | 0 | 4 | 121 | 15,633 | 4 | 0 | 4 | 122 | | | | |
| TFTM | 14,701 | 4 | 0 | | | | | 4 | 115 | 15,836 | 4 | 0 | 4 | 124 | 16,037 | 4 | 0 | 4 | 125 | | | | |
| TSVS | 14,804 | 4 | 0 | | | | | 1 | 116 | 15,948 | 4 | 0 | 1 | 125 | 16,150 | 4 | 0 | 1 | 126 | | | | |
| T5S | 14,679 | 3 | 0 | | | | | 1 | 115 | 15,814 | 3 | 0 | 1 | 124 | 16,014 | 3 | 0 | 1 | 125 | | | | |
| T5M | 14,676 | 4 | 0 | | | | | 2 | 115 | 15,810 | 4 | 0 | 2 | 124 | 16,010 | 4 | 0 | 2 | 125 | | | | |
| TSW | 14,544 | 4 | 0 | | | | | 3 | 114 | 15,668 | 4 | 0 | 3 | 122 | 15,866 | 4 | 0 | 3 | 124 | | | | |
| BLC | 7919 | 3 | 0 | | | | | 3 | 62 | 8531 | 3 | 0 | 3 | 67 | 8639 | 3 | 0 | 3 | 67 | | | | |
| LCCO | 5145 | 1 | 0 | | | | | 2 | 40 | 5543 | 1 | 0 | 2 | 43 | 5613 | 1 | 0 | 2 | 44 | | | | |
| | 5139 | 3 | 0 | | | | | 3 | 40 | 5536 | 3 | 0 | 3 | 43 | 5606 | 3 | 0 | 3 | 44 | | | | |

Capable Luminaire

This item is an A+ capable luminaire, which has been designed and tested to provide consistent color appearance and system-level interoperability.

- All configurations of this luminaire meet the Acuity Brands' specification for chromatic consistency
- This luminaire is A+ Certified when ordered with DTL® controls marked by a shaded background. DTL DLL equipped luminaires meet the A+ specification for luminaire to photocontrol interoperability¹
- This luminaire is part of an A+ Certified solution for ROAM® or XPoint™ Wireless control networks, providing out-of-the-box control compatibility with simple commissioning, when ordered with drivers and control options marked by a shaded background¹

To learn more about A+, visit www.acuitybrands.com/aplus.

1. See ordering tree for details.
2. A+ Certified Solutions for ROAM require the order of one ROAM node per luminaire.
Sold Separately: [Link to Roam](#); [Link to DTL DLL](#)

FEATURES & SPECIFICATIONS

INTENDED USE

The sleek design of the D-Series Size 0 reflects the embedded high performance LED technology. It is ideal for many commercial and municipal applications, such as parking lots, plazas, campuses, and pedestrian areas.

CONSTRUCTION

Single-piece die-cast aluminum housing has integral heat sink fins to optimize thermal management through conductive and convective cooling. Modular design allows for ease of maintenance and future light engine upgrades. The LED driver is mounted in direct contact with the casting to promote low operating temperature and long life. Housing is completely sealed against moisture and environmental contaminants (IP65). Low EPA (0.95 ft²) for optimized pole wind loading.

FINISH

Exterior parts are protected by a zinc-infused Super Durable TGIC thermoset powder coat finish that provides superior resistance to corrosion and weathering. A tightly controlled multi-stage process ensures a minimum 3 mils thickness for a finish that can withstand extreme climate changes without cracking or peeling. Available in both textured and non-textured finishes.

OPTICS

Precision-molded proprietary acrylic lenses are engineered for superior area lighting distribution, uniformity, and pole spacing. Light engines are available in 3000 K, 4000 K or 5000 K (70 CRI) configurations. The D-Series Size 0 has zero uplight and qualifies as a Nighttime Friendly™ product, meaning it is consistent with the LEED® and Green Globes™ criteria for eliminating wasteful uplight.

ELECTRICAL

Light engine(s) configurations consist of high-efficacy LEDs mounted to metal-core circuit boards to maximize heat dissipation and promote long life (up to L85/100,000 hours at 25°C). Class 1 electronic drivers are designed to have a power factor >90%, THD <20%, and an expected life of 100,000 hours with <1% failure rate. Easily serviceable 10kV surge protection device meets a minimum Category C Low operation (per ANSI/IEEE C62.41.2).

STANDARD CONTROLS

The DSX0 LED area luminaire has a number of control options. Dusk to dawn controls can be utilized via optional NEMA twist-lock photocell receptacles. Integrated motion sensors with on-board photocells feature field-adjustable programming and are suitable for mounting heights up to 30 feet.

nLIGHT AIR CONTROLS

The DSX0 LED area luminaire is also available with nLight® AIR for the ultimate in wireless control. This powerful controls platform provides out-of-the-box basic motion sensing and photocontrol functionality and is suitable for mounting heights up to 40 feet. Once commissioned using a smartphone and the easy-to-use CLAIRITY app, nLight AIR equipped luminaires can be grouped, resulting in motion sensor and photocell group response without the need for additional equipment. Scheduled dimming with motion sensor over-ride can be achieved when used with the nLight Eclipse. Additional information about nLight Air can be found [here](#).

INSTALLATION

Included mounting block and integral arm facilitate quick and easy installation. Stainless steel bolts fasten the mounting block securely to poles and walls, enabling the D-Series Size 0 to withstand up to a 3.0 G vibration load rating per ANSI C136.31. The D-Series Size 0 utilizes the AERIS™ series pole drilling pattern (template #8). Optional terminal block and NEMA photocell receptacle are also available.

LISTINGS

UL Listed for wet locations. Light engines are IP66 rated; luminaire is IP65 rated. Rated for -40°C minimum ambient. U.S. Patent No. D672,492 S. International patent pending.

DesignLights Consortium® (DLC) Premium qualified product and DLC qualified product. Not all versions of this product may be DLC Premium qualified or DLC qualified. Please check the DLC Qualified Products List at www.designlights.org/QPL to confirm which versions are qualified.

International Dark-Sky Association (IDA) Fixture Seal of Approval (FSA) is available for all products on this page utilizing 3000K color temperature only.

WARRANTY

5-year limited warranty. Complete warranty terms located at: www.acuitybrands.com/resources/terms-and-conditions

Note: Actual performance may differ as a result of end-user environment and application.

All values are design or typical values, measured under laboratory conditions at 25 °C.

Specifications subject to change without notice.





OLWX1 LED

LED Wall Luminaire



Catalog
Number

Notes

Type

Hit the Tab key or mouse over the page to see all interactive elements.

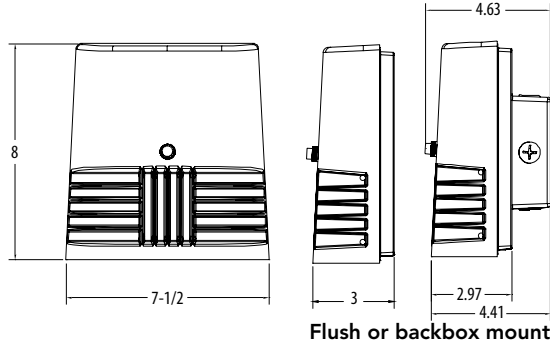
Specifications

Width: 7-1/2"
(19 cm)

Height: 8"
(20.3 cm)

Depth: 3"
(7.62 cm)

Weight: 5 lbs
(2.27kg)



Introduction

The OLWX1 is versatile and energy efficient. It is designed to replace up to 250W metal halide while saving over 87% in energy costs. Whether you are mounting it to a recessed junction box, conduit/through wiring, as an up light, as a down light, or as a flood light – the OLWX1 has all applications covered.

Ordering Information

EXAMPLE: OLWX1 LED 20W 50K

| OLWX1 LED | | | | | | | | |
|-----------|---------------------|----------|-------------------|---------------------|---------|--------------------|---------|--------------------------------------|
| Series | Performance Package | | Color Temperature | | Voltage | Controls | Finish | |
| OLWX1 LED | 13W | 13 watts | 40K | 4000 K ¹ | (blank) | MVOLT ² | (blank) | None |
| | 20W | 20 watts | 50K | 5000 K | 120 | 120V ³ | PE | 120V button photocell ^{1,3} |
| | 40W | 40 watts | | | 347 | 347V | | |

Accessories

Ordered and shipped separately.

| | |
|----------|---------------------|
| OLWX1TS | Slipfitter – size 1 |
| OLWX1YK | Yoke – size 1 |
| OLWX1THK | Knuckle – size 1 |

NOTES

- 1 Not available with 347V option.
- 2 MVOLT driver operates on any line voltage from 120-277V (50/60Hz).
- 3 Specify 120V when ordering with photocell (PE option).

FEATURES & SPECIFICATIONS

INTENDED USE

The versatility of the OLWX1 LED combines a sleek, low-profile wall pack design with energy efficient, low maintenance LEDs for replacing up to 250W metal halide fixtures. Mounting accessories are available to convert the OLWX1 LED into an energy efficient flood light.

OLWX1 LED is ideal for outdoor applications such as building perimeters, loading areas, driveways and sign and building flood lighting.

CONSTRUCTION

Cast-aluminum housing with textured dark bronze polyester powder paint for durability. Integral heat sinks optimize thermal management through conductive and convective cooling. LEDs are protected behind a glass lens. Housing is sealed against moisture and environmental contaminants (IP65 rated). See Lighting Facts label and photometry reports for details.

ELECTRICAL

Light engine consists of 1 high-efficiency Chip On Board (COB) LED with integrated circuit board mounted directly to the housing to maximize heat dissipation and promote long life (L73/100,000 hours at 25°C). Electronic drivers have a power factor >90% and THD <20% and a minimum 2.5kV surge rating. Flood light mounting accessories include an additional 6kV surge protection device. LEDs are available in 4000K and 5000K CCTs.

INSTALLATION

Easily mounts to recessed junction boxes with the included wall mount bracket, or for surface mounting and conduit entry - with the included junction box with five 1/2" threaded conduit entry hubs. Flood light mounting accessories (sold separately) include knuckle, integral slipfitter and yoke mounting options. Each flood mount accessory comes with a top visor and vandal guard. Luminaire may be wall or ground mounted in downward or upward orientation.

LISTINGS

UL Listed to U.S. and Canadian safety standards for wet locations. Rated for -40° C minimum ambient. Tested in accordance with IESNA LM-79 and LM-80 standards. DesignLights Consortium® (DLC) qualified product. Not all versions of this product may be DLC qualified. Please check the DLC Qualified Products List at www.designlights.org to confirm which versions are qualified.

WARRANTY

5-year limited warranty. Complete warranty terms located at: www.acuitybrands.com/CustomResources/Terms_and_conditions.aspx.

Note: Actual performance may differ as a result of end-user environment and application. All values are design or typical values, measured under laboratory conditions at 25°C. Specifications subject to change without notice.



Performance Data

Lumen Output

Lumen values are from photometric tests performed in accordance with IESNA LM-79-08. Data is considered to be representative of the configurations shown, within the tolerances allowed by Lighting Facts.

| Fixture Model Number | CCT | System Watts | Lumens | LPW | B | U | G | CRI |
|----------------------|--------|--------------|--------|-----|---|---|---|-----|
| OLWX1 LED 13W 40K | 4000 K | 14 W | 1,271 | 91 | 1 | 0 | 0 | >70 |
| OLWX1 LED 13W 50K | 5000 K | 14 W | 1,289 | 92 | 1 | 0 | 0 | >80 |
| OLWX1 LED 20W 40K | 4000 K | 20 W | 2,697 | 135 | 1 | 0 | 0 | >70 |
| OLWX1 LED 20W 50K | 5000 K | 19 W | 2,663 | 140 | 1 | 0 | 0 | >70 |
| OLWX1 LED 40W 40K | 4000 K | 39 W | 4,027 | 101 | 2 | 0 | 0 | >70 |
| OLWX1 LED 40W 50K | 5000 K | 37 W | 4,079 | 110 | 2 | 0 | 0 | >70 |

Electrical Load

| Fixture Model Number | Rated Power (watts) | Input current at given input voltage (amps) | | | | |
|----------------------|---------------------|---|------|------|------|------|
| | | 120V | 208V | 240V | 277V | 347V |
| OLWX1 LED 13W 40K | 14 W | 0.12 | 0.07 | 0.06 | 0.06 | 0.04 |
| OLWX1 LED 13W 50K | 14 W | 0.12 | 0.07 | 0.06 | 0.06 | 0.04 |
| OLWX1 LED 20W 40K | 20 W | 0.20 | 0.12 | 0.10 | 0.09 | 0.06 |
| OLWX1 LED 20W 50K | 19 W | 0.20 | 0.12 | 0.10 | 0.09 | 0.06 |
| OLWX1 LED 40W 40K | 39 W | 0.37 | 0.21 | 0.19 | 0.16 | 0.11 |
| OLWX1 LED 40W 50K | 37 W | 0.37 | 0.21 | 0.19 | 0.16 | 0.11 |

Lumen Ambient Temperature (LAT) Multipliers

Use these factors to determine relative lumen output for average ambient temperatures from 0-40°C (32-104°F).

| | 0°C | 10°C | 20°C | 25°C | 30°C | 40°C |
|-----|------|------|------|------|------|------|
| 13W | 1.06 | 1.03 | 1.01 | 1.00 | 0.99 | 0.96 |
| 20W | 1.06 | 1.04 | 1.01 | 1.00 | 0.99 | 0.96 |
| 40W | 1.07 | 1.04 | 1.01 | 1.00 | 0.99 | 0.96 |

Projected LED Lumen Maintenance

Data references the extrapolated performance projections in a 25°C ambient, based on 10,000 hours of LED testing (tested per IESNA LM-80-08 and projected per IESNA TM-21-11).

To calculate LLF, use the lumen maintenance factor that corresponds to the desired number of operating hours below. For other lumen maintenance values, contact factory.

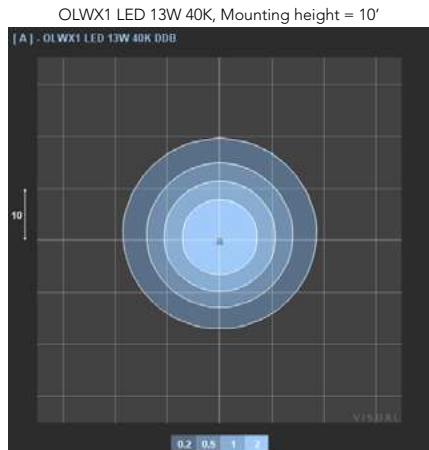
| Operating Hours | 0 | 25,000 | 50,000 | 100,000 |
|-----------------|------|--------|--------|---------|
| OLWX1 LED 13W | 1.00 | 0.92 | 0.85 | 0.73 |
| OLWX1 LED 20W | 1.00 | 0.92 | 0.85 | 0.73 |
| OLWX1 LED 40W | 1.00 | 0.94 | 0.88 | 0.79 |

Photometric Diagrams

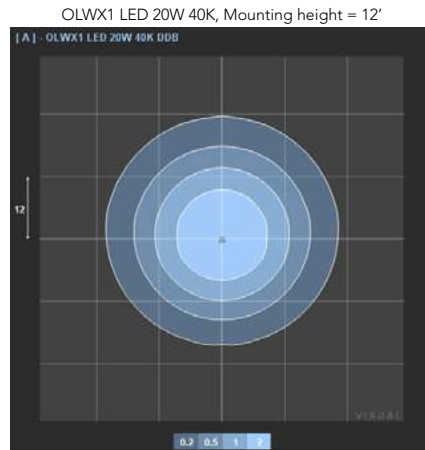
To see complete photometric reports or download .ies files for this product, visit the Lithonia Lighting OLWX1 LED homepage. Tested in accordance with IESNA LM-79 and LM-80 standards

LEGEND

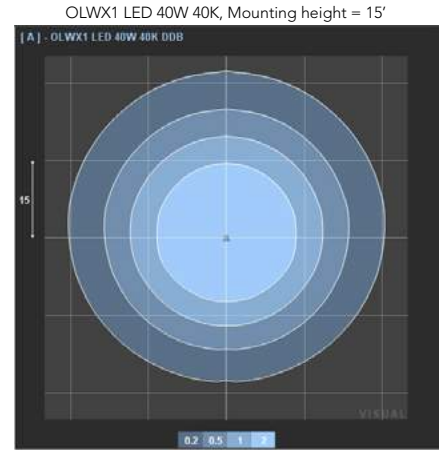
- 0.2 fc
- 0.5 fc
- 1.0 fc
- 2.0 fc



Test No. LTL22697 tested in accordance with IESNA LM-79-08.



Test No. LTL22696 tested in accordance with IESNA LM-79-08.



Test No. LTL22695 tested in accordance with IESNA LM-79-08.

Accessories



OLWX1TS
Slipfitter – size 1

Standard size tenon is 2 1/8".
The slip fitter has a range of 2" to 2 3/8".



OLWX1YK
Yoke – size 1



OLWX1THK
Knuckle – size 1



Top Visor and Vandal Guard
included with accessories



Lighting Facts Labels

OLWX1 LED 13W 40K XXX XX XXX

Lithonia Lighting

Lighting facts
A Program of the U.S. DOE

| | |
|----------------------------|------|
| Light Output (Lumens) | 1271 |
| Watts | 14 |
| Lumens per Watt (Efficacy) | 90 |

| | |
|---|----|
| Color Accuracy Color Rendering Index (CRI) | 76 |
|---|----|

Light Color
Correlated Color Temperature (CCT) **4000 (Bright White)**

2700K 3000K 4500K 6500K

Warm White Bright White Daylight

All results are according to IESNA LM-79-2008: Approved Method for the Electrical and Photometric Testing of Solid-State Lighting. The U.S. Department of Energy (DOE) verifies product test data and results.

Visit www.lightingfacts.com for the *Label Reference Guide*.

Registration Number: NJSM-B7TMD (6/23/2014)
Model Number: OLWX1 LED 13W 40K XXX XX XXX
Type: Luminaire - Other

OLWX1 LED 13W 50K XXX XX XXX

Lithonia Lighting

Lighting facts
A Program of the U.S. DOE

| | |
|----------------------------|------|
| Light Output (Lumens) | 1289 |
| Watts | 13.6 |
| Lumens per Watt (Efficacy) | 94 |

| | |
|---|----|
| Color Accuracy Color Rendering Index (CRI) | 83 |
|---|----|

Light Color
Correlated Color Temperature (CCT) **5000 (Daylight)**

2700K 3000K 4500K 6500K

Warm White Bright White Daylight

All results are according to IESNA LM-79-2008: Approved Method for the Electrical and Photometric Testing of Solid-State Lighting. The U.S. Department of Energy (DOE) verifies product test data and results.

Visit www.lightingfacts.com for the *Label Reference Guide*.

Registration Number: NJSM-VYH35V (5/27/2014)
Model Number: OLWX1 LED 13W 50K XXX XX XXX
Type: Luminaire - Other

OLWX1 LED 20W 40K XXX XX XXX

Lithonia Lighting

Lighting facts
A Program of the U.S. DOE

| | |
|----------------------------|--------|
| Light Output (Lumens) | 2697 |
| Watts | 19.62 |
| Lumens per Watt (Efficacy) | 137.46 |

| | |
|---|----|
| Color Accuracy Color Rendering Index (CRI) | 70 |
|---|----|

Light Color
Correlated Color Temperature (CCT) **4000 (Bright White)**

2700K 3000K 4500K 6500K

Warm White Bright White Daylight

All results are according to IESNA LM-79-2008: Approved Method for the Electrical and Photometric Testing of Solid-State Lighting. The U.S. Department of Energy (DOE) verifies product test data and results.

Visit www.lightingfacts.com for the *Label Reference Guide*.

Registration Number: NJSM-E483EB (8/25/2016)
Model Number: OLWX1 LED 20W 40K XXX XX XXX [Upgrade : 8/25/2016]
Type: Luminaire - Other

OLWX1 LED 20W 50K XXX XX XXX

Lithonia Lighting

Lighting facts
A Program of the U.S. DOE

| | |
|----------------------------|--------|
| Light Output (Lumens) | 2663 |
| Watts | 19.33 |
| Lumens per Watt (Efficacy) | 137.77 |

| | |
|---|----|
| Color Accuracy Color Rendering Index (CRI) | 70 |
|---|----|

Light Color
Correlated Color Temperature (CCT) **5000 (Daylight)**

2700K 3000K 4500K 6500K

Warm White Bright White Daylight

All results are according to IESNA LM-79-2008: Approved Method for the Electrical and Photometric Testing of Solid-State Lighting. The U.S. Department of Energy (DOE) verifies product test data and results.

Visit www.lightingfacts.com for the *Label Reference Guide*.

Registration Number: NJSM-D3MG3X (8/25/2016)
Model Number: OLWX1 LED 20W 50K XXX XX XXX [Upgrade : 8/25/2016]
Type: Luminaire - Other

OLWX1 LED 40W 40K XXX XX XXX

Lithonia Lighting

Lighting facts
A Program of the U.S. DOE

| | |
|----------------------------|-------|
| Light Output (Lumens) | 4027 |
| Watts | 39.81 |
| Lumens per Watt (Efficacy) | 101 |

| | |
|---|----|
| Color Accuracy Color Rendering Index (CRI) | 70 |
|---|----|

Light Color
Correlated Color Temperature (CCT) **4000 (Bright White)**

2700K 3000K 4500K 6500K

Warm White Bright White Daylight

All results are according to IESNA LM-79-2008: Approved Method for the Electrical and Photometric Testing of Solid-State Lighting. The U.S. Department of Energy (DOE) verifies product test data and results.

Visit www.lightingfacts.com for the *Label Reference Guide*.

Registration Number: NJSM-D122K1 (Revised)
Model Number: OLWX1 LED 40W 40K XXX XX XXX
Type: Luminaire - Other

OLWX1 LED 40W 50K XXX XX XXX

Lithonia Lighting

Lighting facts
A Program of the U.S. DOE

| | |
|----------------------------|------|
| Light Output (Lumens) | 4079 |
| Watts | 36.9 |
| Lumens per Watt (Efficacy) | 110 |

| | |
|---|----|
| Color Accuracy Color Rendering Index (CRI) | 72 |
|---|----|

Light Color
Correlated Color Temperature (CCT) **5116 (Daylight)**

2700K 3000K 4500K 6500K

Warm White Bright White Daylight

All results are according to IESNA LM-79-2008: Approved Method for the Electrical and Photometric Testing of Solid-State Lighting. The U.S. Department of Energy (DOE) verifies product test data and results.

Visit www.lightingfacts.com for the *Label Reference Guide*.

Registration Number: NJSM-F7MC2K (7/7/2014)
Model Number: OLWX1 LED 40W 50K XXX XX XXX
Type: Luminaire - Other