

Qty	Label	MFG	Description	LLF	Lum. Watts	Total Watts
15	D	LITHONIA	LDN4 AL01 SWW1 L04AR LSS MOVLT (driver) (500 lumens)	0.950	6	90
5	OA4H	LITHONIA	RADPT P2 xxK ASY MVOLT (mounting) HS (finish) + 12' RND POLE + 1' BASE	0.950	38	190
4	OB4H	US ARCH	VLL-PLED-IV-FT-80LED-1050mA-xxK-(volt)-(finish)-HS + 25' POLE + 2' BASE	0.950	256.4	1025.6
2	OBSN-2	US ARCH	(2) VLL-PLED-VSQ-N-80LED-1050mA-xxK-(volt)-(finish) + 25' POLE + 2' BASE	0.950	256.4	1025.6
11	OC3MH	US ARCH	VLL-PLED-III-M-40LED-1050mA-xxK-(volt)-(finish)-HS + 25' POLE + 3' BASE	0.950	128.2	1410.2
5	OC3W	US ARCH	VLL-PLED-III-W-40LED-1050mA-xxK-(volt)-(finish) + 25' POLE + 3' BASE	0.950	128.2	641
1	OC3WH	US ARCH	VLL-PLED-III-W-40LED-1050mA-xxK-(volt)-(finish)-HS + 25' POLE + 3' BASE	0.950	128.2	128.2
1	OC5M	US ARCH	VLL-PLED-VSQ-M-40LED-1050mA-xxK-(volt)-(finish) + 25' POLE + 3' BASE	0.950	128.2	128.2
16	OD2H	US ARCH	RZRB1-PLED-II-20LED-175mA-xxK-(finish)-HS	0.950	12	192
4	OF1	WAC	5222-xx-(finish)	0.010	25	100
4	OF2	HYDREL	4426-B-18LED-WHTxxK-120-xxx-FLC-(mounting)	0.010	44	176
3	OJ2H	US ARCH	VLL-PLED-II-40LED-350mA-xxK-(volt)-(finish) + 12' POLE + 3' BASE	0.950	42.7	128.1
60	OW	FC	FCC618W UNV 9x6 50L (finish) D15 U15 (dim) (CV option)	0.950	54	3240
16	OW1	LITHONIA	WPX1 LED P1 xxK MVOLT (finish)	0.950	11	176
5	OW2	LITHONIA	WPX1 LED P2 xxK MVOLT (finish)	0.950	24	120
3	OW4D	SSL	CVLWET1.5 4 xxK 80CRI 10 CA2-18	0.950	N.A.	108
3	OW4U	SSL	CVLWET1.5 4 xxK 80CRI 10 CA2-18	0.950	N.A.	108

Label	Units	Avg	Max	Min	Max/Min	Avg/Min
Pickleball Court @ 3'	Fc	0.05	0.20	0.03	6.67	1.67
Presumed Property Line	Fc	0.07	0.49	0.00	N.A.	N.A.
A-B Parking Lot	Fc	1.37	2.6	0.3	8.67	4.57
C-D Parking Lot	Fc	1.01	2.5	0.2	12.50	5.05
E Parking Lot	Fc	1.35	2.7	0.3	9.00	4.50
East Parking Lot	Fc	1.32	2.5	0.3	8.33	4.40
Pickleball Court Parking	Fc	1.51	2.3	0.6	3.83	2.52
West Creekwood Lane	Fc	1.16	2.2	0.4	5.50	2.90



COMMENTS

DATE

#

REVISIONS

DRAWN BY : JT

DATE : 8-4-2022

SCALE : 1" = 50'

WINSTON @ CHURCHILL

MADISON, WI

SITE LIGHTING LAYOUT



Enterprise Lighting Ltd
Manufacturers' Representative

Date: Aug 9, 2022

Enterprise Lighting, LTD.
2007 Pewaukee Rd.
Waukesha WI 53188
Phone: (262) 953-2700
Fax: (262) 953-2710

Job Name
Winston at Churchill
ELL22-115188
Madison WI

Bid Date
Aug 5, 2022

Submittal Date
Aug 9, 2022



Transmittal

Enterprise Lighting, LTD.
2007 Pewaukee Rd.
Waukesha WI 53188
Phone: (262) 953-2700
From: Bonnie Bartlein

Project Winston at Churchill
Quote# ELL22-115188
Location Madison WI
Contact:

ATTACHED WE ARE SENDING YOU 1 COPY OF THE FOLLOWING ITEM:

- | | | |
|--|---|--------|
| <input checked="" type="checkbox"/> Drawings | <input type="checkbox"/> Specifications | Other: |
| <input type="checkbox"/> Prints | <input type="checkbox"/> Information | |
| <input type="checkbox"/> Plans | <input type="checkbox"/> Submittals | |

THESE ARE TRANSMITTED FOR:

- | | | |
|--|---|---------------------------------|
| <input type="checkbox"/> Prior Approval | <input type="checkbox"/> Resubmittal for Approval | <input type="checkbox"/> Record |
| <input checked="" type="checkbox"/> Approval | <input type="checkbox"/> Corrections | Bids due on: |
| <input type="checkbox"/> Approval as Submitted | <input type="checkbox"/> Your Use | Other: |
| <input type="checkbox"/> Approval as Noted | <input type="checkbox"/> Review and Comment | |

Type	MFG	Part
D	Acuity Downlighting	LDN4 ALO1 SWW1 LO4AR LSS MVOLT UGZ
OA4H	Lithonia Exterior	RADPT P2 **K ASY MVOLT PT4 HS FINISH
OA4H	Lithonia Exterior	RSS 12 4B PT FINISH
OB4H	US Architectural Lighting	VLL-PLED-IV-FT-80LED-1050MA-**K-VOLT-1-FINISH-HS-PLED
OB4H	US Architectural Lighting	SNTS-255-11-1-STD FINISH
OB5N-2	US Architectural Lighting	VLL-PLED-VSQ-N-80LED-1050MA-**K-VOLT-1-FINISH
OB5N-2	US Architectural Lighting	SNTS-255-11-1-STD FINISH
OC3MH	US Architectural Lighting	VLL-PLED-III-40LED-1050MA-**K-VOLT-1-FINISH-HS-PLED
OC3MH	US Architectural Lighting	SNTS-255-11-1-STD FINISH
OC3W	US Architectural Lighting	VLL-PLED-III-W-40LED-1050MA-**K-VOLT-1-FINISH
OC3W	US Architectural Lighting	SNTS-255-11-1-STD FINISH
OC3WH	US Architectural Lighting	VLL-PLED-III-W-40LED-1050MA-**K-VOLT-1-FINISH-HS-PLED
OC3WH	US Architectural Lighting	SNTS-255-11-1-STD FINISH
OC5M	US Architectural Lighting	VLL-PLED-VSQ-M-40LED-1050MA-**K-VOLT-1-FINISH
OC5M	US Architectural Lighting	SNTS-255-11-1-STD FINISH
OD2H	US Architectural Lighting	RZRB1-PLED-II-20LED-175MA-**K-VOLT-FINISH-HS-PLED
OF1	WAC Lighting	5222-STD FINISH
OF2	Hydrel	4426-B-18LEED-WHT-**K-120-***-FLC-MTG
OJ2H	US Architectural Lighting	VLL-PLED-II-40LED-350MA-**K-VOLT-1-FINISH
OJ2H	US Architectural Lighting	SNTS-124-11-1-STD FINISH
OW	FC Lighting	FCC618W-UNV-9**-50L-FINISH-D15-U15-*-CV



Enterprise Lighting Ltd
Manufacturers' Representative

Transmittal

Enterprise Lighting, LTD.
2007 Pewaukee Rd.
Waukesha WI 53188
Phone: (262) 953-2700
From: Bonnie Bartlein

Type	MFG	Part
OW1	Lithonia Exterior	WPX1 LED P1 **K MVOLT FINISH
OW2	Lithonia Exterior	WPX1 LED P2 **K MVOLT FINISH
OW4D	Solid State Luminaires	CVLWET1.5 4 **K 80CRI 10 / SC10W / TCAPW / CA2-18
OW4U	Solid State Luminaires	CVLWET1.5 4 **K 80CRI 10 / SC10W / TCAPW / CA2-18



FEATURES & SPECIFICATIONS

INTENDED USE — Typical applications include corridors, lobbies, conference rooms and private offices.

CONSTRUCTION — Galvanized steel mounting/plaster frame; galvanized steel junction box with bottom-hinged access covers and spring latches. Reflectors are retained by torsion springs. Vertically adjustable mounting brackets with commercial bar hangers provide 3-3/4" total adjustment. Two combination 1/2"-3/4" and four 1/2" knockouts for straight-through conduit runs. Capacity: 8 (4 in, 4 out). No. 12 AWG conductors, rated for 90°C.

Accommodates 12"-24" joist spacing.

Passive cooling thermal management for 25°C standard. Light engine and drivers are accessible from above or below ceiling.

Ceiling thickness range 1/2" to 1-1/2".

OPTICS — 55° cutoff

80CRI standard (90CRI optional)

ELECTRICAL — Adjustable lumen output with four module options.

MVOLT 120/277V 50/60Hz driver (0-10V & 120V Phase Dimming to 10% or 1% min dimming level). DALI driver dimming to 1% also available

FCC CFR Title 47 Part 15 Class A for 277V. FCC CFR Title 47 Part 15 Class B for 120V.

L80 @ 60,000 hours

3 SDCM

LISTINGS — Certified to US and Canadian safety standards. Wet location, requires covered ceiling. Title 24 compliant (90CRI, up to 1000lm). Wallwash suitable for damp locations only. Some configurations are Energy Star certified, please visit www.energystar.gov for specific products.

WARRANTY — 5-year limited warranty. This is the only warranty provided and no other statements in this specification sheet create any warranty of any kind. All other express and implied warranties are disclaimed. Complete warranty terms located at:

www.acuitybrands.com/support/warranty/terms-and-conditions

Note: Actual performance may differ as a result of end-user environment and application.

All values are design or typical values, measured under laboratory conditions at 25 °C.

Specifications subject to change without notice.

Catalog Number
Notes
Type

LDN4 SWITCHABLE

4" OPEN
New Construction Downlight



LDN4 AR LS	Wattage	80CRI							
		30K/80CRI		35K/80CRI		40K/80CRI		50K/80CRI	
		Delivered Lumens	LPW	Delivered Lumens	LPW	Delivered Lumens	LPW	Delivered Lumens	LPW
ALO1 (500LM)	6	570	99	584	101	597	102	616	105
ALO1 (750LM)	9	903	102	924	103	946	105	975	108
ALO1 (1000LM)	13	1268	98	1297	100	1328	102	1369	104
ALO2 (1000LM)	13	1344	108	1375	110	1408	112	1451	115
ALO2 (1500LM)	19	1961	105	2007	106	2055	108	2118	111
ALO2 (2000LM)	25	2471	99	2528	101	2588	103	2668	105
ALO3 (2000LM)	25	2542	103	2601	104	2663	106	2745	109
ALO3 (2500LM)	32	3069	98	3140	99	3214	101	3314	103
ALO3 (3000LM)	38	3485	93	3566	94	3651	96	3764	98
ALO4 (4000LM)	39	4094	106	4178	108	4262	110	4303	111
ALO4 (4500LM)	44	4519	103	4611	105	4703	107	4750	108
ALO4 (5000LM)	49	4914	100	5015	102	5115	104	5165	105

A+ Capable Luminaire

This item is an A+ capable luminaire, which has been designed and tested to provide consistent color appearance and out-of-the-box control compatibility with simple commissioning.

- All configurations of this luminaire meet the Acuity Brands' specification for chromatic consistency
- This luminaire is part of an A+ Certified solution for nLight® control networks when ordered with drivers marked by a **shaded background***
- This luminaire is part of an A+ Certified solution for nLight control networks, providing advanced control functionality at the luminaire level, when selection includes driver and control options marked by a **shaded background***

To learn more about A+, visit www.acuitybrands.com/aplus.

*See ordering tree for details



LDN4 SWW

ORDERING INFORMATION

Lead times will vary depending on options selected. Consult with your sales representative.

Example: LDN4 ALO2 SWW1 LO4AR LSS MVOLT UGZ

LDN4	Series	Lumens ‡	Color temperature ‡	Aperture/Trim Color	Reflector Flange	Finish	Distribution	Voltage
	LDN4 4" Round	ALO1 500/750/1000lm ALO2 1000/1500/2000lm ALO3 2000/2500/3000lm ALO4 4000/4500/5000lm	SWW1 3000K-3500K-4000K-5000K Fixed CCT 30K 3000K 35K 3500K 40K 4000K 50K 5000K	L04 Downlight LW4 Wallwash AR Clear WR ‡ White painted BR ‡ Black painted	(blank) Self-flange TRW ‡ White TRBL ‡ Black	LSS Semi-specular LD Matte diffused LS Specular	(blank) Medium Wide (1.0s/mh) WD Wide (1.2s/mh)	MVOLT 120V - 277V 347 347V step-down transformer supplied
		Fixed Lumen Output 05LM 500lm 07LM 750lm 10LM 1000lm 15LM 1500lm 20LM 2000lm 25LM 2500lm 30LM 3000lm 40LM 4000lm 45LM 4500lm 50LM 5000lm						

Driver	Options	nLight Options
UGZ Universal dimming to 10% 0-10V; line voltage dimming (120V)	90CRI High CRI (90+) AT ‡ Airtight (IP55) CP ‡ Chicago Plenum EL ‡ Batterypack (10W constant power) Non-T20 Compliant, integral test switch ELR ‡ Batterypack (10W constant power) Non-T20 Compliant remote test switch E10WCP ‡ Batterypack (10W constant power) T20 Compliant, integral test switch E10WCPR ‡ Batterypack (10W constant power) T20 Compliant, remote test switch JOT ‡ Wireless room control with "Just One Touch" pairing	NPS80EZ ‡ nLight® network power/relay pack with 0-10V dimming NPS80EZER ‡ nLight® network power/relay pack with 0-10V dimming; ER controls fixtures on emergency circuit. NLTAIR2 ‡ nLight® Air enabled NLTAIRER2 ‡ nLight® AIR Dimming Pack Wireless Controls. Controls fixtures on emergency circuit NLTAIREM2 ‡ nLight® AIR Dimming Pack Wireless Controls. UL924 Emergency Operation, via power interrupt detection. ETS ‡ Iota Emergency Transfer System
UGZ1 Universal dimming to 1% 0-10V; line voltage dimming (120V)		
DALI ‡ DALI dimming to 1%		
D10 Minimum dimming 10% driver for use with JOT D1 Minimum dimming 1% driver for use with JOT		
D1 Minimum dimming 1% driver for use with JOT		

‡ Option Restrictions

Options	Restriction
	Lumens and Color Temp restriction note: Fixed Lumens and CCT must be specified together (for example: 10LM 30K).
AT	Standard for CP and IP55, not available with WW
E10WCPR	Not available EC1, EC6, QDS, CP, 347V, NPS80EZ ER, NLTAIRER2, NLTAIREM2, or ALO3 (2000-3000L) DALI.
E10WCP	Not available with EC1, EC6, AT, QDS, CP, 347V, NPS80EZ ER, NLTAIRER2, NLTAIREM2, ALO3 (2000-3000L) DALI, OR WL.
ELR	Not available EC1, EC6, QDS, CP, 347V, NPS80EZ ER, NLTAIRER2, NLTAIREM2, or ALO3 (2000-3000L) DALI.
EC6	Not Available with CP, QDS, ELR, E10WCP, or E10WCPR.
WL	Not available with WW, All CP is wet location, except WW (Damp). IP55 rated.
QDS	Not Available with CP, ELR, E10WCP, or E10WCPR.
EC1	Not Available with CP, QDS, ELR, E10WCP, or E10WCPR.
JOT	Not available with CP, NPS80EZ, NPS80EZ ER, NLTAIR2, NLTAIRER2, NLTAIREM2, UGZ, or DALI drivers. Max 4500 lumens. Fixed lumens and CCT only.
NPS80EZ	Not available with CP, QDS, DALI, D1, OR D10 drivers. 120V OR 277V only. Not available with 347V.
NPS80EZER	Not available with CP, QDS, ELR, E10WCP, E10WCPR, DALI, D1, OR D10 drivers. 120V OR 277V only. Not available with 347V.
NLTAIR2	Not available with CP, QDS, DALI, D1, OR D10 drivers. Non-emergency luminaires with this option can be used as a normal power sensing device for nLight AIR devices and luminaires with EM emergency options.
NLTAIRER2	Not available with CP, QDS, ELR, E10WCP, E10WCPR, DALI, D1, OR D10 drivers. Not available with 347V.
NLTAIREM2	Not available with CP, QDS, ELR, E10WCP, E10WCPR, DALI, D1, OR D10 drivers. See UL 924 Sequence of Operation table.
CP	Not available with, QDS, EC1, EC6, ELR, E10WCP, E10WCPR, 347V, JOT, NPS80EZ, NPS80EZ ER, NLTAIR2, NLTAIRER2, NLTAIREM2, D1, OR D10 drivers. Not available with square trim.
ETS	Not available with, QDS, ELR, E10WCP, E10WCPR, 347V, JOT, NPS80EZ, NPS80EZ ER, NLTAIR2, NLTAIRER2, NLTAIREM2, DALI, D1, OR D10 driver
DALI	Not available with fixed lumens or CCT. Max 4500 lumens.
WW	Not available with WL, EL, E10WCP.
TRW, TRBL	Available with clear (AR) reflector only.
WR, BR	Not available with a reflector finish
347V	Not available with CP, QDS, EL, ELR, E10WCP, E10WCPR, NLTAIRER2, ETS, NPS80EZ, NPS80EZER, ALO1 ROUND TRIM, 05 LUMENS ROUND TRIM, AND 07 ROUND TRIM.



LDN4 SWW

Accessories: Order as a separate catalog number.

LO4AR ** TRIM	4" clear, specular reflector (** specify finish LS, LSS, or LS)
LO4WR TRIM	4" white reflector
LO4BR TRIM	4" black reflector
LW4AR ** TRIM	4" wallwash clear, specular reflector (** specify finish LS, LSS, or LS)
LW4WR TRIM	4" wallwash white reflector
LW4BR TRIM	4" wallwash black reflector
GRA46 JZ	Oversized trim ring with 6" outside diameter
SCA4	Sloped Ceiling Adapter. Degree of slope must be specified (5D, 10D, 15D, 20D, 25D, 30D). Ex: SCA6 10D.

UL924 Sequence of Operation

The below information applies to all nLight AIR devices with an EM option.

- EM devices will remain at their high-end trim and ignore wireless lighting control commands, unless a normal-power-sensed (NPS) broadcast is received at least every 8 seconds.
- Using the CLAIRITY+ mobile app, EM devices must be associated with a group that includes a normal power sensing device to receive NPS broadcasts.
- Only non-emergency rPP20, rLSXR, rSBOR, rSDGR, and nLight AIR luminaires with version 3.4 or later firmware can provide normal power sensing for EM devices. See specification sheets for control devices and luminaires for more information on options that support normal power sensing.

EMERGENCY BATTERY PACK OPTIONS - FIELD INSTALLABLE

Battery Model Number	Wattage	Runtime (Minutes)	Lumen Output* @ 120 Lumens/Watt	Other
ILB CP07 2H A	7W	120	840	Storm Shelter / 2 Hour Runtime
ILB CP10 A	10W	90	1200	
ILBLP CP10 HE SD A*	10W	90	1200	Title 20, Self Diagnostic
ILBLP CP15 HE SD A*	15W	90	1800	Title 20, Self Diagnostic
ILB CP20 HE A	20W	90	2400	Title 20
ILB CP20 HE SD A	20W	90	2400	Title 20, Self Diagnostic
ILBHI CP10 HE SD A*	10W	90	1200	347-480V AC Input, Title 20, Self Diagnostic
ILBHI CP15 HE SD A*	15W	90	1800	347-480V AC Input, Title 20, Self Diagnostic

All the above are UL Listed products that are certified for field install external/remote to the fixture.

* Minimum delivered lumen output to assist in product selection for increased fixture mounting height.

+ The CP10 delivered emergency illumination outperforms legacy 1400 lumen fluorescent emergency ballast.

Please contact us at productsupportemergency@acuitybrands.com for any Emergency Battery related questions.

LUMEN OUTPUT MULTIPLIERS - FINISH

Specular (LS)	1.05
Semi-specular (LSS)	1.00
Matte diffuse (LD)	0.85

LUMEN OUTPUT MULTIPLIERS - CCT

3000K	3500K	4000K	5000K
0.98	1.0	1.01	1.03

LUMEN OUTPUT MULTIPLIERS - CRI

80	1.0
90	0.874

HOW TO ESTIMATE DELIVERED LUMENS IN EMERGENCY MODE

Use the formula below to estimate the delivered lumens in emergency mode

$$\text{Delivered Lumens} = 1.25 \times P \times \text{LPW}$$

P = Ouput power of emergency driver. P = 10W for PS1055CP

LPW = Lumen per watt rating of the luminaire. This information is available on the ABL luminaire spec sheet.

The LPW rating is also available at Designlight Consortium.



LDN4 SWW

PHOTOMETRY

LDN4 AR LS		90CRI							
Lumen Output	Wattage	30K/90CRI		35K/90CRI		40K/90CRI		50K/90CRI	
		Delivered Lumens	LPW	Delivered Lumens	LPW	Delivered Lumens	LPW	Delivered Lumens	LPW
ALO1 (500LM)	6	498	87	512	88	526	90	539	92
ALO1 (750LM)	9	789	89	810	91	832	92	853	94
ALO1 (1000LM)	13	1108	86	1138	88	1168	89	1198	91
ALO2 (1000LM)	13	1174	95	1206	97	1238	99	1270	100
ALO2 (1500LM)	19	1714	91	1761	93	1807	95	1854	97
ALO2 (2000LM)	25	2159	87	2218	89	2276	91	2335	92
ALO3 (2000LM)	25	2222	90	2282	92	2342	94	2402	95
ALO3 (2500LM)	32	2682	85	2755	87	2827	89	2900	91
ALO3 (3000LM)	38	3046	81	3129	83	3211	85	3294	86
ALO4 (4000LM)	39	3398	88	3468	90	3537	91	3572	92
ALO4 (4500LM)	44	3751	85	3827	87	3904	89	3942	90
ALO4 (5000LM)	49	4079	83	4162	84	4245	86	4287	87

LDN4WW AR LS		80CRI							
Lumen Output	Wattage	30K/80CRI		35K/80CRI		40K/80CRI		50K/80CRI	
		Delivered Lumens	LPW	Delivered Lumens	LPW	Delivered Lumens	LPW	Delivered Lumens	LPW
ALO1 (500LM)	6	561	97	574	99	587	101	606	103
ALO1 (750LM)	9	888	100	908	101	930	103	959	106
ALO1 (1000LM)	13	1246	97	1275	98	1305	100	1346	102
ALO2 (1000LM)	13	1321	106	1352	108	1384	110	1427	113
ALO2 (1500LM)	19	1928	103	1973	105	2020	106	2083	109
ALO2 (2000LM)	25	2429	98	2485	99	2544	101	2623	104
ALO3 (2000LM)	25	2499	101	2557	103	2618	105	2699	107
ALO3 (2500LM)	32	3017	96	3087	98	3160	99	3258	102
ALO3 (3000LM)	38	3426	91	3506	93	3589	95	3700	97
ALO4 (4000LM)	39	4031	104	4113	106	4195	108	4236	109
ALO4 (4500LM)	44	4449	101	4539	103	4630	105	4676	107
ALO4 (5000LM)	49	4838	98	4937	100	5035	102	5085	103

LDN4WW AR LS		90CRI							
Lumen Output	Wattage	30K/90CRI		35K/90CRI		40K/90CRI		50K/90CRI	
		Delivered Lumens	LPW	Delivered Lumens	LPW	Delivered Lumens	LPW	Delivered Lumens	LPW
ALO1 (500LM)	6	490	85	503	87	517	89	530	90
ALO1 (750LM)	9	776	87	797	89	818	91	839	93
ALO1 (1000LM)	13	1089	84	1119	86	1148	88	1178	90
ALO2 (1000LM)	13	1155	93	1186	95	1217	97	1248	99
ALO2 (1500LM)	19	1685	90	1731	92	1777	94	1822	95
ALO2 (2000LM)	25	2123	85	2180	87	2238	89	2295	91
ALO3 (2000LM)	25	2184	88	2243	90	2302	92	2362	94
ALO3 (2500LM)	32	2637	84	2708	86	2780	87	2851	89
ALO3 (3000LM)	38	2994	80	3076	81	3157	83	3238	85
ALO4 (4000LM)	39	3346	86	3414	88	3482	90	3516	91
ALO4 (4500LM)	44	3692	84	3768	86	3843	88	3881	88
ALO4 (5000LM)	49	4015	81	4097	83	4179	85	4220	86

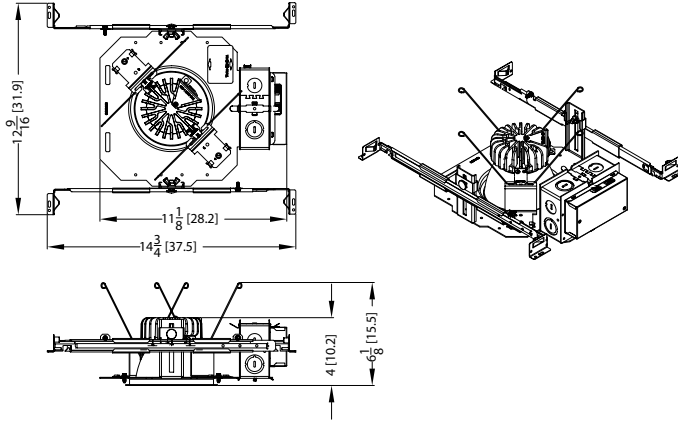




LDN4 SWW

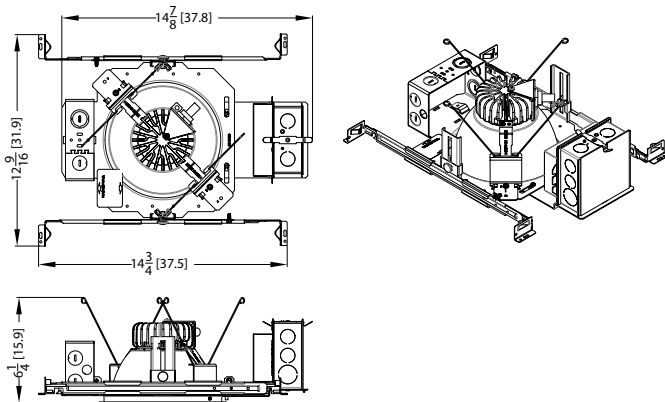
* All dimensions are inches (centimeters) unless otherwise noted.

LDN4 SWW1 500-3000LM



LDN4 SWW1 IC RATING	
ALO1	IC
ALO2	NON-IC
ALO3	NON-IC

LDN4 SWW1 CP 500-3000LM



Notes

- Tested in accordance with IESNA LM-79-08.
- Tested to current IES and NEMA standards under stabilized laboratory conditions.
- CRI: 80 typical.



LDN4 SWW



LDN4 SWW

DIMMER COMPATIBILITY

Not compatible with DALI or DMX dimmers. For specific compatible dimmers see below.

COMPATIBLE LINE VOLTAGE DIMMERS:

Type	Forward Phase	ALO1 (500-1000lm)	ALO2 (1000-2000lm)	ALO3 (2000-3000lm)	ALO4 (3000-5000lm)	Comment
MLV	Sensorswitch WPD	YES	YES	YES	YES	
MLV	Sensorswitch CMR PDT10 ADC VLP	YES	YES	YES	YES	
MLV	Synergy ISD 600LV	YES, 2x*	YES	YES	YES	* min 2 fixtures
INC	Synergy ISD 600 I	YES, 2x*	YES	YES	YES	* min 2 fixtures
MLV	Lutron Glyder GLV-600	YES	YES	YES	YES	
INC	Leviton SureSlide 6633	YES	YES	YES	YES	
MLV	Lutron Diva DVLV-600P	YES	YES	YES	YES	
MLV	Lutron Skylark SLV-600P	YES	YES	YES	YES	
INC	Lutron RadioRA 2 10ND	YES	YES	YES	YES	
MLV	Leviton SureSlide 6613-PLW	YES	YES	YES	YES	
INC	Lutron Diva DVCL-153P	YES	YES	YES	YES	
MLV	Leviton IPM06	YES, 2x*	YES	YES	YES	* min 2 fixtures

Type	Reverse Phase Dimmer Bank	ALO1 (500-1000lm)	ALO2 (1000-2000lm)	ALO3 (2000-3000lm)	ALO4 (3000-5000lm)	
ELV	Lutron Nova T NTELV-600	YES	YES	YES	YES	
ELV	Lutron Diva DVELV 600P	YES	YES	YES	YES	
ELV	Lutron Maestro MAELV 600	YES	YES	YES	YES	
ELV	Leviton Vizia VPE06-1LX	YES	YES	YES	YES	
ELV	Leviton Illumatech IPE04	YES	YES	YES	YES	
ELV	Control4 C4-APD 120 REVERSE PHASE	YES	YES	YES	YES	

Type	Miscellaneous Dimmers	ALO1 (500-1000lm)	ALO2 (1000-2000lm)	ALO3 (2000-3000lm)	ALO4 (3000-5000lm)	
PHA	Lutron RadioRA2 RRD-6NA	YES	YES	YES	YES	
PHA	Lutron Maestro PRO LED+ RRD-PRO	YES	YES	YES	YES	

Type	Control Systems	ALO1 (500-1000lm)	ALO2 (1000-2000lm)	ALO3 (2000-3000lm)	ALO4 (3000-5000lm)	
MLV	Lutron LP-RPM-4U	YES	YES	YES	YES	
PHA	Lutron LP-RPM-4A	YES	YES	YES	YES	
MLV	Lutron GRAPHIC EYE QSGRJ-3P	YES	YES	YES	YES	
PHA	Lutron PA Power Module PHPM-PA-120	YES	YES	YES	YES	
ELV	Lutron nLight nSPSPCD ELV	YES	YES	YES	YES	

COMPATIBLE 0-10V DIMMERS:

Manufacturer	System Type	Description	P/N	ALO1 (500-1000lm)	ALO2 (1000-2000lm)	ALO3 (2000-3000lm)	ALO4 (3000-5000lm)
ACUITY	Wall Box	sensorswitch, dimming switch with multi-way option	SPODMRA	YES	YES	YES	YES
ACUITY	Wall Box	sensorswitch, wall switch sensor, occupancy controlled dimming	WSX D WH	YES	YES	YES	YES
ACUITY	Control System	nLight	nPP16D	YES	YES	YES	YES
ACUITY	Control System	nLight	nPS 80 EZ	YES	YES	YES	YES
ACUITY	Control System	nLight Air	rPP20 D	YES	YES	YES	YES
Lutron	Other	0-10V (sink or source) PowPak wireless dimming module	RMJ-5T-DV-B	YES	YES	YES	YES
Wattstopper	Control System	Digital single relay room controller (0-10V)	LMRC-211	YES	YES	YES	YES
Crestron	Control System	DIN Rail 0-10V fluorescent dimmer, 4 feeds, 4 channels (Green Light System)	DIN-4DIMFLV4	YES	YES	YES	YES
Lutron	Other	Grafik Eye 0-10V adapter	GRX-TVI	YES	YES	YES	YES
Leviton	Wall Box	Illumatech 0-10V	IP710-DLX	YES	YES	YES	YES
Lutron	Control System	Mounted in the Homeworks QS panel - 0-10V dimmer (sink or source)	GRX-TVM2	YES	YES	YES	YES
Lutron	Wall Box	Nova 0-10V wallbox dimmer (use with PP-120-H line voltage relay)	NTFTV	YES	YES	YES	YES
Lutron	Wall Box	Nova 0-10V wallbox dimmer (use with PP-120-H line voltage relay)	NTSTV-DV	YES	YES	YES	YES
Lutron	Wall Box	Nova T	NFTV	YES	YES	YES	YES
Leviton	Wall Box	Renior II 0-10V	AWSMG-7DW	YES	YES	YES	YES



Radean Post Top LED Area Luminaire



Catalog Number

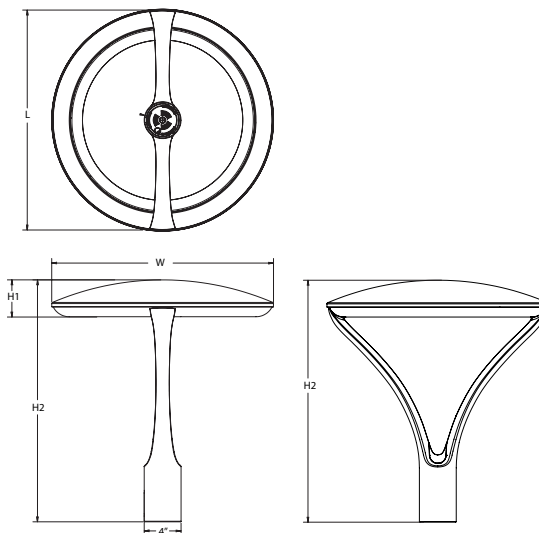
Notes

Type

Hit the Tab key or mouse over the page to see all interactive elements.

Specifications

- EPA:** 1.02 ft²
(0.105 m²)
- Length:** 24"
(61cm)
- Width:** 24"
(61cm)
- H1 Luminaire Height:** 4"
(10.16cm)
- H2 Luminaire Height:** 26"
(66.04cm)
- Weight:** 38lbs
(17.24Kg)



Introduction

The architecturally-inspired shape of the RADEAN™ post top area luminaire embodies the grace and strength of the RADEAN family. The twin copper-core cast aluminum arms support the slender superstructure, creating a beautiful sculpture by day transforming into a beacon of comfort by night. Triangular arms redirect reflection maintaining its visually quiet appearance. With sleek lines and simple silhouettes, these LED luminaires use specialized lighting and visual comfort to transform common areas like courtyards, outdoor retail locations, universities and corporate campuses into pedestrian-friendly nighttime environments.

Ordering Information

EXAMPLE: RADPT LED P3 30K SYM MVOLT PT4 PIR DNAXD

RADPT LED		**K = Specify			
Series	Performance package	Color temperature	Distribution	Voltage	Mounting (required)
RADPT LED	P1 3,000 Lumens	27K 2700K	SYM Symmetric type V	MVOLT ² 277 ²	PT4 ³ Slips inside a 4" OD round metal pole
	P2 5,000 Lumens	30K 3000K	ASY Asymmetric type IV	120 ² 347	RADPT20 Slips over a 2 3/8" diameter tenon
	P3 7,000 Lumens	35K 3500K	PATH Pathway Type III	208 ² 480	RADPT25 Slips over a 2 7/8" diameter tenon
	P4 10,000 Lumens	40K 4000K		240 ²	
	P5 15,000 Lumens	50K 5000K			

		FINISH = Specify			
Control options	Other options	Finish (required)			
Shipped installed	SF Single Fuse ²	Shipped installed HS Houseside shield ¹¹	DDBXD Dark bronze	DDBTXD Textured dark bronze	
NLTAIR2 nLight AIR 2.0 enabled ⁴	DF Double Fuse ²		DBLXD Black	DBLBXD Textured black	
PIR Bi-level motion/sensor (100% to 30%) ^{5,6,7,8}	R90 Rotated optics ¹⁰	DNAXD Natural aluminum	DNATXD Textured natural aluminum		
PE Button photocell ⁷		DWHXD White	DWHGXD Textured white		
FAO Field adjustable output ^{5,9}					





Ordering Information

Accessories

Ordered and shipped separately.

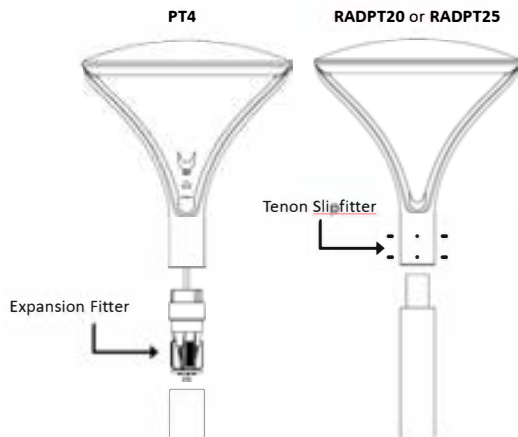
- RADHS Houseside shield (shield is white)
- RADCS DDBXD U Decorative clamshell base for 4" RSS pole (specify finish)
- RADFBC DDBXD U Full base cover for 4" RSS pole (specify finish)

For more control options, visit [DTL](#) and [ROAM](#) online.

NOTES

- 1 2700K and 3500K may require extended lead-times.
- 2 MVOLT driver operates on any line voltage from 120-277V (50/60 Hz). Single fuse (SF) requires 120, 277 or 347 voltage option. Double fuse (DF) requires 208, 240 or 480 voltage option.
- 3 Required nominal 4" round straight metal pole.
- 4 NLTAIR2 not available with PIR, PE or FAO. Must link to external nLight Air network.
- 5 PIR will work with FAO, if adjustable low-end trim is required.
- 6 PIR must specify 120V, 277V, 347V or 480V. Not available in MVOLT, 208V or 240V.
- 7 PE and PIR are available together.
- 8 PIR for use only on luminaires mounted under 15'.
- 9 Field adjustable high-end trim.
- 10 For left rotation, select R90 and rotate luminaire 180° on pole.
- 11 Also available as a separate accessory; see Accessories information at left. HS not available with R90. Shield is field rotatable shield in 180° increments.

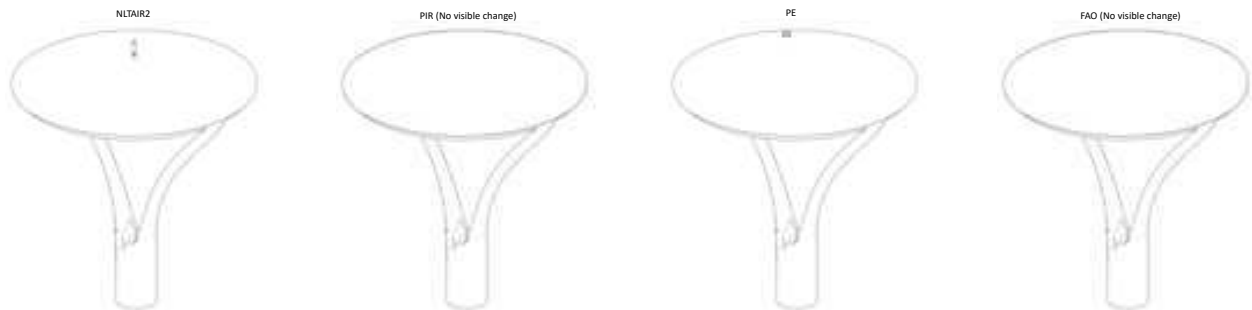
Mounting



Recommended Poles for use with RADEAN RADPT LED Luminaires.			
Acuity Part Number	Description	For luminaires	Used with Mounting
RSS 10 4B PT DDBXD	10" Round Straight Steel - 4" O.D. - Open Top	RADPT LED	PT4
RSS 12 4B PT DDBXD	12" Round Straight Steel - 4" O.D. - Open Top	RADPT LED	PT4
RSS 14 4B PT DDBXD	14" Round Straight Steel - 4" O.D. - Open Top	RADPT LED	PT4
RSS 16 4B PT DDBXD	16" Round Straight Steel - 4" O.D. - Open Top	RADPT LED	PT4
RSS 18 4B PT DDBXD	18" Round Straight Steel - 4" O.D. - Open Top	RADPT LED	PT4
RSS 20 4B PT DDBXD	20" Round Straight Steel - 4" O.D. - Open Top	RADPT LED	PT4
RSS 25 4B PT DDBXD	25" Round Straight Steel - 4" O.D. - Open Top	RADPT LED	PT4
RSS 10 4B T20 DDBXD	10" Round Straight Steel - 4" O.D. - Tenon Top	RADPT LED	RADPT20
RSS 12 4B T20 DDBXD	12" Round Straight Steel - 4" O.D. - Tenon Top	RADPT LED	RADPT20
RSS 14 4B T20 DDBXD	14" Round Straight Steel - 4" O.D. - Tenon Top	RADPT LED	RADPT20
RSS 16 4B T20 DDBXD	16" Round Straight Steel - 4" O.D. - Tenon Top	RADPT LED	RADPT20
RSS 18 4B T20 DDBXD	18" Round Straight Steel - 4" O.D. - Tenon Top	RADPT LED	RADPT20
RSS 20 4B T20 DDBXD	20" Round Straight Steel - 4" O.D. - Tenon Top	RADPT LED	RADPT20
RSS 25 4B T20 DDBXD	25" Round Straight Steel - 4" O.D. - Tenon Top	RADPT LED	RADPT20

* Customer must verify pole loading per required design criteria and specified wind speed. Consult pole specification sheet for additional details.

Control Options





Performance Data

Lumen Output

Lumen values are from photometric tests performed in accordance with IESNA LM-79-08. Data is considered to be representative of the configurations shown. Contact factory for performance data on any configurations not shown here.

Performance Package	Input Wattage	Distribution	2700K					3000K					3500K					4000K					5000K				
			Lumens	B	U	G	LPW	Lumens	B	U	G	LPW	Lumens	B	U	G	LPW	Lumens	B	U	G	LPW	Lumens	B	U	G	LPW
P1	25	ASY	2,924	2	1	2	115	3,022	2	2	2	119	3,095	2	2	2	122	3,168	2	2	2	125	3,168	2	2	2	125
		PATH	2,529	2	1	2	100	2,613	2	2	2	103	2,676	2	2	2	105	2,739	2	2	2	108	2,739	2	2	2	108
		SYM	3,086	2	1	1	121	3,189	2	1	1	126	3,266	2	1	1	129	3,344	2	1	1	132	3,344	2	1	1	132
P2	38	ASY	4,521	3	2	3	119	4,672	3	2	3	123	4,785	3	2	3	126	4,898	3	2	3	129	4,898	3	2	3	129
		PATH	3,909	2	2	2	103	4,040	2	2	2	106	4,137	2	2	2	109	4,235	3	2	3	111	4,235	3	2	3	111
		SYM	4,772	2	2	1	126	4,931	3	2	1	130	5,050	3	2	1	133	5,169	3	2	1	136	5,169	3	2	1	136
P3	54	ASY	6,387	3	2	3	119	6,600	3	2	3	123	6,760	3	2	3	126	6,919	3	2	3	129	6,919	3	2	3	129
		PATH	5,523	3	2	3	103	5,707	3	2	3	106	5,845	3	2	3	109	5,983	3	2	3	112	5,983	3	2	3	112
		SYM	6,741	3	2	2	126	6,966	3	2	2	130	7,135	3	2	2	133	7,303	3	2	2	136	7,303	3	2	2	136
P4	86	ASY	10,150	4	2	4	118	10,489	4	2	4	122	10,742	4	2	4	125	10,996	4	2	4	128	10,996	4	2	4	128
		PATH	8,777	3	2	3	102	9,070	3	2	3	106	9,289	3	2	3	108	9,509	3	2	3	111	9,509	3	2	3	111
		SYM	10,713	3	2	2	125	11,071	3	2	2	129	11,338	3	2	2	132	11,606	3	2	2	135	11,606	3	2	2	135
P5	123	ASY	14,250	4	2	4	116	14,724	4	2	4	120	15,081	4	3	4	123	15,437	4	3	4	126	15,437	4	3	4	126
		PATH	12,322	4	2	4	101	12,733	4	3	4	104	13,041	4	3	4	106	13,349	4	3	4	109	13,349	4	3	4	109
		SYM	15,040	4	2	3	123	15,541	4	2	3	127	15,917	4	2	3	130	16,293	4	2	3	133	16,293	4	2	3	133

Lumen Ambient Temperature (LAT) Multipliers

Use these factors to determine relative lumen output for average ambient temperatures from 0-40°C (32-104°F).

Ambient		LAT Factor
0°C	32°F	1.06
5°C	41°F	1.05
10°C	50°F	1.04
15°C	59°F	1.02
20°C	68°F	1.01
25°C	77°F	1.00
30°C	86°F	0.99
35°C	95°F	0.98
40°C	104°F	0.96

Projected LED Lumen Maintenance

Data references the extrapolated performance projections for the RADPT LED platform in a **25°C ambient**, based on 10,000 hours of LED testing (tested per IESNA LM-80-08 and projected per IESNA TM-21-11).

To calculate LLF, use the lumen maintenance factor that corresponds to the desired number of operating hours below. For other lumen maintenance values, contact factory.

	Projected LED Lumen Maintenance			
	0	25,000	50,000	100,000
P1	1.00	0.96	0.91	0.82
P2	1.00	0.96	0.91	0.82
P3	1.00	0.96	0.91	0.82
P4	1.00	0.96	0.91	0.82
P5	1.00	0.95	0.89	0.78

Electrical Load

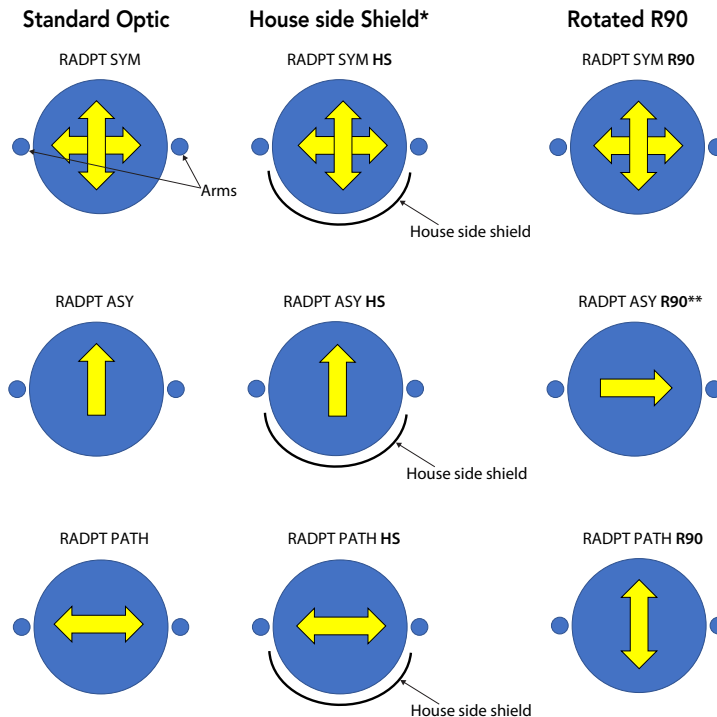
Lumen Package	LED Drive Current	Voltage	Wattage	Current (A)						
				120	208	240	277	347	480	
P1	500	42.8	21.4	Input Current	0.22	0.13	0.11	0.1	0.08	0.06
				System Watts	26	26	26	27	25	26
P2	770	43	33.1	Input Current	0.33	0.19	0.16	0.14	0.11	0.08
				System Watts	39	39	39	39	38	38
P3	1100	43.2	47.5	Input Current	0.46	0.26	0.23	0.2	0.16	0.12
				System Watts	55	54	54	54	54	54
P4	900	87.3	78.6	Input Current	0.73	0.42	0.36	0.32	0.25	0.18
				System Watts	87	86	86	86	86	86
P5	1250	88.2	110.2	Input Current	1	0.58	0.5	0.44	0.35	0.25
				System Watts	120	119	119	119	120	120



Orientation Diagrams

To see complete photometric reports or download .ies files for this product, visit Lithonia Lighting's [RADPT LED homepage](#).

Isofootcandle plots are considered to be representative of available optical distributions.



*HS not available with R90

**For L90, use R90 and rotate luminaire 180° on pole

FEATURES & SPECIFICATIONS

INTENDED USE

Pedestrian areas such as parks, campuses, pathways, courtyards and pedestrians malls.

CONSTRUCTION

Single-piece die-cast aluminum housing with nominal wall thickness of 0.125" on a 6mm thick acrylic waveguide is fully gasketed with a single piece tubular silicone gasket.

FINISH

Exterior parts are protected by a zinc-infused Super Durable TGIC thermoset powder coat finish that provides superior resistance to corrosion and weathering. A tightly controlled multi-stage process ensures a minimum 3 mils thickness for a finish that can withstand extreme climate changes without cracking or peeling. Standard Super Durable colors include dark bronze, black, natural aluminum and white. Available in textured and non-textured finishes.

OPTICS

6MM thick acrylic waveguide with 360° flexible LED board. Available in 2700K, 3000K, 3500K, 4000K and 5000K (80CRI) CCT configurations.

ELECTRICAL

Light engine consists of 96 high-efficacy LEDs mounted to a flexible circuit board and aluminum heat sink, ensuring optimal thermal management and long life. Class 1 electronic driver has a power factor >90%, THD <20%, and has an expected life of 100,000 hours with <1% failure rate. Easily-serviceable 10kV surge protection device meets a minimum Category C Low for operation (per ANSI/IEEE C62.41.2).

INSTALLATION

Standard post-top mounting configuration fits into a 4" OD open pole top (round pole only). Alternate tenon (2-3/8" or 2-7/8") mounting also available.

LISTINGS

CSA certified to U.S. and Canadian standards. Luminaire is IP65 rated. Rated for -40°C minimum ambient.

DesignLights Consortium® (DLC) Premium qualified product and DLC qualified product. Not all versions of this product may be DLC Premium qualified or DLC qualified. Please check the DLC Qualified Products List at www.designlights.org/QPL to confirm which versions are qualified.

International Dark-Sky Association (IDA) Fixture Seal of Approval (FSA) is available for all products on this page utilizing 3000K color or less. U.S. Patent No. D925,088S

BUY AMERICAN

This product is assembled in the USA and meets the Buy America(n) government procurement requirements under FARS, DFARS and DOT. Please refer to www.acuitybrands.com/resources/buy-american for additional information.

WARRANTY

5-year limited warranty. This is the only warranty provided and no other statements in this specification sheet create any warranty of any kind. All other express and implied warranties are disclaimed. Complete warranty terms located at: www.acuitybrands.com/support/customer-support/terms-and-conditions

Note: Actual performance may differ as a result of end-user environment and application. All values are design or typical values, measured under laboratory conditions at 25 °C. Specifications subject to change without notice.





FEATURES & SPECIFICATIONS

INTENDED USE — These specifications are for USA standards only. Round Straight Steel is a general purpose light pole for up to 30-foot mounting heights. This pole provides a robust yet cost effective option for mounting area lights and floodlights.

CONSTRUCTION

Pole Shaft: The pole shaft is of 0.120" uniform wall thickness and is made of a weldable-grade, hot-rolled, commercial-quality steel tubing with a minimum yield of 42,000 psi. Shaft is one-piece with a full-length longitudinal high-frequency electric resistance weld. Uniformly round in cross-section down length of shaft with no taper. Standard shaft diameters are 3", 4", 4.5" and 5". 6" diameter shaft available by quote. Shaft wall thickness of .180" is available with certain tube diameters.

Pole Top: Options include tenon top, drilled for side mount fixture, tenon with drilling (includes extra handhole) and open top. Side drilled and open top poles include a removable press-fit, black, low density polyethylene top cap.

Handhole: A reinforced handhole with grounding provision is provided at 12" from the base end of the pole assembly on side A. Every handhole includes a cover and cover attachment hardware. 2.5" x 5" rectangular handhole is provided on pole.

Base Cover: A two-piece ABS round plastic full base cover is provided with each pole assembly. Additional base cover options are available upon factory request. Options include fabricated two-piece sheet steel or heavy duty two-piece cast aluminum full base cover. All base covers are finished to match pole.

Anchor Base/Bolts: Anchor base is fabricated from hot-rolled carbon steel plate that conforms with ASTM A36. Anchor bolts conform to ASTM F1554 Grade 55 and are provided with two hex nuts and two flat washers. Bolts have an "L" blend on one end. All anchor bolts are hot-dipped galvanized a minimum of 12" nominal on the threaded end. Anchor bolts are made of steel rod having a minimum yield strength of 55,000 psi and a yield strength of 75,000 psi to 95,000 psi.

HARDWARE — All structural fasteners are high-strength galvanized carbon steel. All non-structural fasteners are galvanized or zinc-plated carbon steel or stainless steel.

FINISH — Extra durable standard powder-coat finishes include Dark Bronze, White, Black, Medium Bronze and Natural Aluminum colors. Classic finishes include Sandstone, Charcoal Gray, Tennis Green, Bright Red and Steel Blue colors. Architectural Colors and Special Finishes are available by quote and include, but are not limited to Hot-dipped Galvanized, Paint over Hot-dipped Galvanized, RAL Colors, Custom Colors and Extended Warranty Finishes. Factory-applied primer paint finish is available for customer field-paint applications.

BUY AMERICAN — Product with the BAA option is assembled in the USA and meets the Buy America(n) government procurement requirements under FAR, DFARS and DOT. Please refer to www.acuitybrands.com/buy-american for additional information.

WARRANTY — 1-year limited warranty. This is the only warranty provided and no other statements in this specification sheet create any warranty of any kind. All other express and implied warranties are disclaimed. Complete warranty terms located at: www.acuitybrands.com/support/warranty/terms-and-conditions

NOTE: Actual performance may differ as a result of end-user environment and application. Specifications subject to change without notice.

Catalog Number
Notes
Type



Anchor Base Poles

RSS

ROUND STRAIGHT STEEL





RSS Round Straight Steel Pole

ORDERING INFORMATION

Lead times will vary depending on options selected. Consult with your sales representative.

Example: RSS 20 4-5B DM19 DDB

RSS	12 = 12 Feet				FINISH = Specify
Series	Nominal fixture mounting height	Nominal shaft base size/wall thickness ¹	Mounting ²	Options	Finish ¹³
RSS	8'-30' (for 1/2 ft increments, add -6 to the pole height. Ex: 20-6 equals 20ft 6in.) (See technical information table for complete ordering information.)	3B 3" (.120") 4B 4" (.120") 4-5B 4 1/2" (.120") 5B 5" (.120") (See technical information table for complete ordering information.)	Tenon mounting PT Open top T20 2-3/8" O.D. (2" NPS) T25 2-7/8" O.D. (2-1/2" NPS) T30 3-1/2" O.D. (3" NPS) ² T35 4" O.D. (3-1/2" NPS) ² <u>KAC/KAD/KSE/KSF/KVR/KVF Drill mounting ³</u> DM19 1 at 90° DM28 2 at 180° DM28PL 2 at 180° with one side plugged DM29 2 at 90° DM32 3 at 120° DM49 4 at 90° <u>CSX/DSX/RXS/AERIS™/OMERO™/HLA/KAX Drill mounting ²</u> DM19AS 1 at 90° DM28AS 2 at 180° DM29AS 2 at 90° DM32AS 3 at 120° DM39AS 3 at 90° DM49AS 4 at 90° <u>RAD drill mounting ^{3,4}</u> DM19RAD 1 at 90° DM28RAD 2 at 180° DM29RAD 2 at 90° DM32RAD 3 at 120° DM39RAD 3 at 90° DM49RAD 4 at 90° <u>ESX Drill mounting ³</u> DM19ESX 1 at 90° DM28ESX 2 at 180° DM29ESX 2 at 90° DM39ESX 3 at 90° DM49ESX 4 at 90° <u>AERIS™ Suspend drill mounting ^{3,5}</u> DM19AST_ 1 at 90° DM28AST_ 2 at 180° DM29AST_ 2 at 90° DM39AST_ 3 at 90° DM49AST_ 4 at 90° <u>OMERO™ Suspend drill mounting ^{3,5}</u> DM19AST_ 1 at 90° DM28AST_ 2 at 180° DM29AST_ 2 at 90° DM39AST_ 3 at 90° DM49AST_ 4 at 90°	Shipped installed L/AB Less anchor bolts (Include when anchor bolts are not needed) L/FBC Less full base cover (include to order pole without a base cover) VD Vibration damper ⁶ TP Tamper resistant handhole cover fasteners HAxy Horizontal arm bracket (1 fixture) ^{7,8} FDLxy Festoon outlet less electrical ^{7,9} CPL12/xy 1/2" coupling ⁷ CPL34/xy 3/4" coupling ⁷ CPL1/xy 1" coupling ⁷ NPL12/xy 1/2" threaded nipple ⁷ NPL34/xy 3/4" threaded nipple ⁷ NPL1/xy 1" threaded nipple ⁷ EHHxy Extra handhole ^{7,10} BAA Buy America(n) Act Compliant ¹¹ IC Interior coating ¹² UL UL listed with label (Includes NEC compliant cover) NEC NEC 410.30 compliant gasketed handhole (Not UL Labeled) Shipped separately (blank) FBC Full base cover (plastic) (blank) TC Top cap (blank) HHC Handhole cover	Super Durable DDBXD Dark bronze DWHXD White DBLXD Black DMBXD Medium bronze DNAXD Natural aluminum GALV Galvanized finish <u>Classic colors</u> DSS Sandstone DGC Charcoal gray DTG Tennis green DBR Bright red DSB Steel blue <u>Architectural colors (powder finish)</u> Galvanized, Paint over Galvanized, RAL Colors, Custom Colors and Extended Warranty Finishes available.

NOTES:

- Wall thickness will be signified with a "B" (11 Gauge) or a "F" (7-Gauge) in nomenclature. "B" - .120" | "F" - .180"
- PT open top poles include top cap. When ordering tenon mounting and drill mounting for the same pole, follow this example: DM28/T20. The combination includes a required extra handhole.
- Refer to the fixture spec sheet for the correct drilling template pattern and orientation compatibility.
- DM19RAD, DM28RAD and DM32RAD require a minimum top O.D. of 4". DM29RAD, DM39RAD and DM49RAD require a minimum top O.D. of 4.25".
- Insert "1" or "2" to designate fixture size; e.g. DM19AST2.
- VD not available with 3" pole. On 4" and 5" poles, VD cannot be installed if provisions (EHH, FDL, NPL, CPL) are located higher than 2/3 of the pole's total height. Example: Pole height is 25ft, A provision cannot be placed above 16ft.
- Specify location and orientation when ordering option.
For "x": Specify the height above the base of pole in feet or feet and inches; separate feet and inches with a "-".
Example: 5ft = 5 and 20ft 3in = 20-3
For "y": Specify orientation from handhole (A,B,C,D) Refer to the Handhole Orientation diagram below.
Example: 1/2" coupling at 5' 8", orientation C = CPL12/5-8C
- Horizontal arm is 18" x 2-3/8" O.D. tenon standard with radius curve providing 12" rise. If ordering two horizontal arm at the same height, specify with HAxy. Example: HA20BD
- FDL does not come with additional covering.
- Combination of tenon-top and drill mount includes extra handhole.
- Use when mill certifications are required.
- Provides enhanced corrosion resistance.
- Finish must be specified. Additional colors available; see Architectural Colors brochure linked [here](#) (Form No. 794.3)



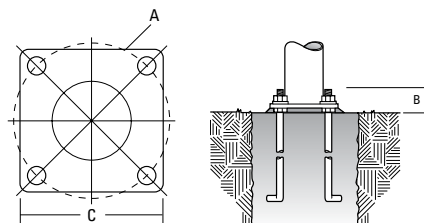
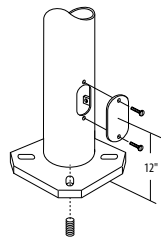


RSS Round Straight Steel Pole

TECHNICAL INFORMATION — EPA (ft ²) with 1.3 gust											
Catalog number	Nominal shaft length (ft)*	Pole shaft size (in x ft)	Wall thickness (in)	80 mph	Max weight	90 mph	Max weight	100 mph	Max weight	Bolt size (in. x in. x in.)	Approximate ship weight (lbs.)
RSS 8 4-5B	8	4.5 x 8.0	0.120	24.7	630	19.7	495	16.0	430	3/4 x 18 x 3	55
RSS 10 3B	10	3.0 x 10.0	0.120	10.0	250	7.7	190	6.0	175	3/4 x 18 x 3	55
RSS 10 4B	10	4.0 x 10.0	0.120	19.1	480	15	375	12.2	305	3/4 x 18 x 3	70
RSS 10 4-5B	10	4.5 x 10.0	0.120	24.5	615	19.5	490	15.8	395	3/4 x 18 x 3	75
RSS 12 3B	12	3.0 x 12.0	0.120	7.7	195	5.8	145	4.4	130	3/4 x 18 x 3	60
RSS 12 4B	12	4.0 x 12.0	0.120	15.0	390	11.8	300	9.5	240	3/4 x 18 x 3	80
RSS 12 4-5B	12	4.5 x 12.0	0.120	19.8	495	15.7	395	12.7	320	3/4 x 18 x 3	85
RSS 14 3B	14	3.0 x 14.0	0.120	6.0	175	4.4	130	3.3	90	3/4 x 18 x 3	70
RSS 14 4B	14	4.0 x 14.0	0.120	12.2	305	9.4	250	7.6	195	3/4 x 18 x 3	90
RSS 14 4-5B	14	4.5 x 14.0	0.120	16.2	405	12.8	320	10.3	260	3/4 x 18 x 3	95
RSS 15 4-5B	15	4.5 x 15.0	0.120	12.0	300	9.5	250	7.5	200	3/4 x 18 x 3	96
RSS 16 3B	16	3.0 x 16.0	0.120	4.6	125	3.2	100	2.3	60	3/4 x 18 x 3	80
RSS 16 4B	16	4.0 x 16.0	0.120	9.6	250	7.4	185	5.9	150	3/4 x 18 x 3	100
RSS 16 4-5B	16	4.5 x 16.0	0.120	13.1	330	10.2	265	8.2	205	3/4 x 18 x 3	105
RSS 18 3B	18	3.0 x 18.0	0.120	3.4	90	2.3	60	1.4	70	3/4 x 18 x 3	90
RSS 18 4B	18	4.0 x 18.0	0.120	7.6	190	5.7	180	4.5	130	3/4 x 18 x 3	110
RSS 18 4-5B	18	4.5 x 18.0	0.120	10.5	265	8.2	210	6.5	165	3/4 x 18 x 3	115
RSS 20 3B	20	3.0 x 20.0	0.120	2.4	100	1.4	75	--	--	3/4 x 18 x 3	100
RSS 20 4B	20	4.0 x 20.0	0.120	6.0	150	4.45	150	3.45	125	3/4 x 18 x 3	120
RSS 20 4-5B	20	4.5 x 20.0	0.120	8.5	215	6.6	165	5.2	130	3/4 x 18 x 3	130
RSS 20 5B	20	5.0 x 20.0	0.120	11.75	300	9.1	230	7.25	180	3/4 x 18 x 3	145
RSS 22 4-5B	22	4.5 x 22.0	0.120	6.0	150	4.5	125	3.75	100	3/4 x 18 x 3	134
RSS 25 4B	25	4.0 x 25.0	0.120	2.85	100	1.95	75	1.35	75	3/4 x 18 x 3	145
RSS 25 4-5B	25	4.5 x 25.0	0.120	4.8	130	3.6	90	2.7	90	3/4 x 18 x 3	145
RSS 25 5B	25	5.0 x 25.0	0.120	7.25	180	5.5	150	4.25	150	3/4 x 18 x 3	180
RSS 30 4-5B	30	4.5 x 30.0	0.120	2.3	80	1.5	75	1.0	60	3/4 x 18 x 3	185
RSS 30 5B	30	5.0 x 30.0	0.120	4.2	150	3	125	2.25	100	3/4 x 18 x 3	210

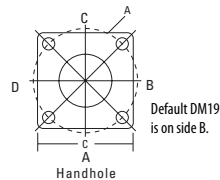
NOTE: EPA values are based ASCE 7-93 wind map. For 1/2 ft increments, add -6 to the pole height. Ex: 20-6 equals 20ft 6in.

BASE DETAIL



POLE DATA					
Shaft base size	Bolt circle A	Bolt projection B	Base square C	Template description	Anchor bolt description
3"	7.5" - 8.5"	3.50"-3.75"	10.50"	ABTEMPLATE PJ50041	AB18-0
4"	7.5" - 8.5"	3.50"-3.75"	10.50"	ABTEMPLATE PJ50041	AB18-0
4.5"	7.5" - 8.5"	3.50"-3.75"	10.50"	ABTEMPLATE PJ50041	AB18-0
5"	7.5" - 8.5"	3.50"-3.75"	10.50"	ABTEMPLATE PJ50041	AB18-0

HANDHOLE ORIENTATION



IMPORTANT INSTALLATION NOTES:

- Do not erect poles without having fixtures installed.
- Factory-supplied templates must be used when setting anchor bolts. Lithonia Lighting will not accept claim for incorrect anchorage placement due to failure to use factory template.
- If poles are stored outside, all protective wrapping must be removed immediately upon delivery to prevent finish damage.
- Lithonia Lighting is not responsible for the foundation design.



AREA & ROADWAY LIGHTING

VALULUME SERIES - LED RECTILINEAR AREA LUMINAIRE

Luminaire

Heavy cast, low copper aluminum assembly (A356 alloy, <.2% copper) minimum wall thickness .188" with integral cooling ribs surrounding the electrical compartment. LED Module mounting area is machined to within a 0.002" surface flatness variance for maximum surface contact and thermal conductivity from the LED modules to the radiating fins. Passive radiating fins above the LED Optics provide superior thermal management and long LED life. The optical and electrical compartments are integrated with the support arm to create one assembly. Cast and hinged driver compartment cover provides access to the drivers and wiring.

PLED® Optics

Emitters (LED's) are arrayed on a metal core PCB panel with each emitter located on a copper thermal transfer pad and enclosed by an LED refractor. LED optics completely seal each individual emitter to meet an IP66 rating. In asymmetric distributions, a micro-reflector inside the refractor re-directs the house side emitter output towards the street side and functions as a house side shielding element. Refractors are injection molded optical acrylic. Each LED refractor is sealed to the PCB over an emitter and all refractors are retained by an aluminum frame. Any one Panel, or group of Panels in a luminaire, have the same optical pattern. LED refractors produce standard and specialized street, site, and area distributions. All distributions are Zero Uplight (U0), Full-Cutoff. Panels are field replaceable and field rotatable in 90° increments.

LED Emitters

High Power White LED's are driven between 350mA and 875mA for a maximum output of 2.5 Watts nominal. LED's are available in standard Neutral White (4000K), Cool White (5000K), or Warm White (2700K & 3000K). All Standard LED's have a minimum of 70 CRI. Consult Factory for other LED options. Lumen Maintenance of L94 at 60,000 hours (TM-21 calculated at 6x Test Time).

True Amber LED's TRA-True Amber LED's emit light in the amber spectral bandwidth centered on 585-590nm. True Amber has negligible blue light and is suitable for wildlife.

LED Driver(s)

Constant current electronic with a power factor of >.90 and a minimum operating temperature of -40°F/-40°C. Driver(s) is/are UL and cUL recognized and mounted directly against the Electrical Housing to facilitate thermal transfer, held down by universal clamps to facilitate easy removal. In-line terminal blocks facilitate wiring between the driver and optical arrays. Drivers accept an input of 120-277V, 50/60Hz or 347V-480V, 50,60Hz. (0 - 10V dimmable driver is standard. Driver has a minimum of 3KV internal surge protection. Luminaire supplied with 20KV surge protector for field accessible installation.)

Finish

Electrostatically applied TGIC Polyester Powder Coat on substrate prepared with 20 PSI power wash at 140°F. Four step media blast and iron phosphate pretreatment for protection and paint adhesion. 400°F bake for maximum hardness and durability.

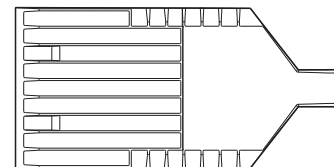
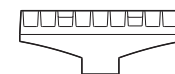
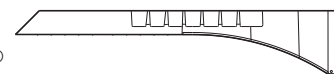
PROJECT NAME: _____

PROJECT TYPE: _____



VLL

TOP VIEW

15.25"
(387mm)31"
(787mm)6"
(152mm)

FRONT VIEW

SIDE VIEW



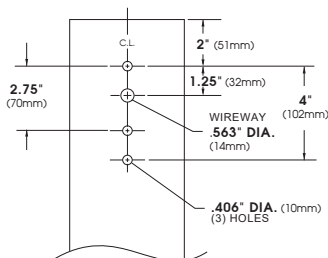
2022153



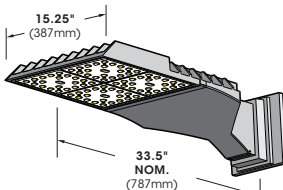
VLL SERIES - LED

SPECIFICATIONS

POLE DRILLING TEMPLATE

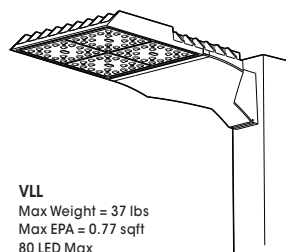


WALL MOUNT



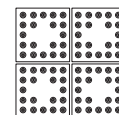
Extruded aluminum arm and cast aluminum Wall Bracket assembly provided with built in gasketed Wire access for Fixture/supply Wire connection.

EPA & WEIGHT




VLL
Max Weight = 37 lbs
Max EPA = 0.77 sqft
80 LED Max

PLED™ MODULES

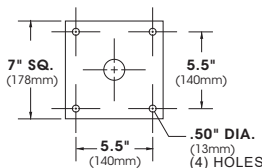


80 LED Module



40 LED Module

MOUNT PLATE



ORDERING INFORMATION

Spec/Order Example: VLL/PLED-III/80LED-525mA/30K/277/PC-T

Luminaire	Optics	LED Mode	Voltage	Mounting	Finish	Options
Luminaire	Optics	LED	Voltage	Mounting	Finish	Options
<input type="checkbox"/> VLL	PLED™ Distribution Type <input type="checkbox"/> Type II PLED-II <input type="checkbox"/> Type II Front Row PLED-II-FR <input type="checkbox"/> Type III Median Illuminator PLED-II-MIL <input type="checkbox"/> Type III Med. PLED-III <input type="checkbox"/> Type III Wide PLED-III-W <input type="checkbox"/> Type IV PLED-IV <input type="checkbox"/> Type IV PLED-IV-FT <input type="checkbox"/> Type V Narrow PLED-V-SQ-N <input type="checkbox"/> Type V Med. PLED-V-SQ-M <input type="checkbox"/> Type V Wide PLED-V-SQ-W	# of LEDs <input type="checkbox"/> 80LED <input type="checkbox"/> 40LED Drive Current <input type="checkbox"/> 1050mA <input type="checkbox"/> 875mA <input type="checkbox"/> 700mA <input type="checkbox"/> 525mA <input type="checkbox"/> 350mA Color Temp - CCT <input type="checkbox"/> 27K (2700K) <input type="checkbox"/> 30K (3000K) <input type="checkbox"/> 40K (4000K) <input type="checkbox"/> 50K (5000K) <input type="checkbox"/> TRA True Amber ¹ Consult Factory for Other LED Color, CCT, & CRI Options NOTES: 1- Available in 350mA & 525mA drive currents only Consult Factory for Other Drive Currents	<input type="checkbox"/> 120 <input type="checkbox"/> 208 <input type="checkbox"/> 240 <input type="checkbox"/> 277 <input type="checkbox"/> 347 <input type="checkbox"/> 480	Arm Mount <input type="checkbox"/> 1 <input type="checkbox"/> 2-180 <input type="checkbox"/> 2-90 <input type="checkbox"/> 3-90 <input type="checkbox"/> 3-120 <input type="checkbox"/> 4-90 Wall Mount <input type="checkbox"/> WM	Standard Textured Finish <input type="checkbox"/> Black RAL-9005-T <input type="checkbox"/> White RAL-9003-T <input type="checkbox"/> Grey RAL-7004-T <input type="checkbox"/> Dark Bronze RAL-8019-T <input type="checkbox"/> Green RAL-6005-T Premium Finishes <input type="checkbox"/> Rust <input type="checkbox"/> Patina Copper PC For smooth finish replace suffix "T" with suffix "S" (Example: RAL-9500-S) Consult factory for custom colors	<input type="checkbox"/> Internal House Side Shield inc. LED Count (Example: HS-PLED/48) HS-PLED <input type="checkbox"/> External Glare Shield 4 Sided EGS4 <input type="checkbox"/> External Glare Shield 3 Sided Rear Wedge EGS3W <input type="checkbox"/> Round Pole Adapter RPA <input type="checkbox"/> Twist Lock Receptacle Only TPR <input type="checkbox"/> 7-Pin Twist Lock Receptacle Only TPR7 <input type="checkbox"/> High-Low Dimming for Switch by Others/Select Levels 50/100 or 25/100 (Example: HLSW/25) HLSW <input type="checkbox"/> Photo Cell + Voltage (Example: PC120V) PC+V <input type="checkbox"/> Single Fuse (120V, 277V) SF <input type="checkbox"/> Double Fuse (208V, 240V) DF <input type="checkbox"/> Blue-Tooth Programmable Photo/Motion Sensor (Factory - Motion 50/100, Photo 75c) MS-F311



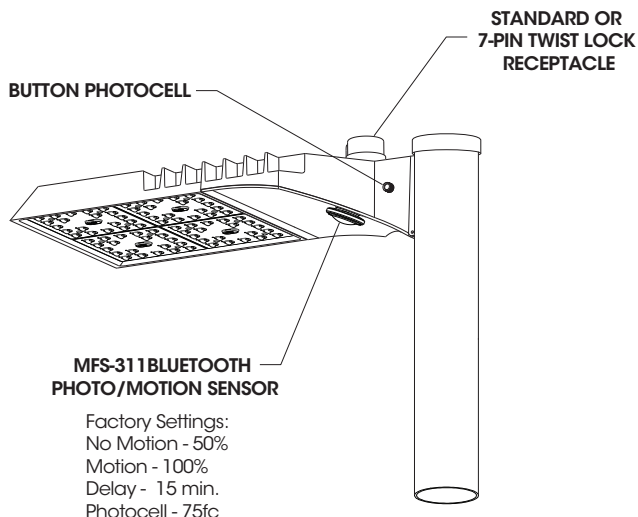
FINISH = Specify





VLL SERIES - LED

OPTIONS



MFS-311 BLUETOOTH PHOTO/MOTION SENSOR
Factory Settings:
No Motion - 50%
Motion - 100%
Delay - 15 min.
Photocell - 75fc

Sensors can be Field Programmed With Bluetooth App

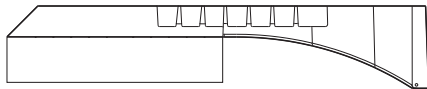
High Low Dimming For Switches (HLSW)

The HLSW is a Small Electronic Switch which Provides High Low Dimming Control Through the LED Driver's 0-10V Control. Switching is Done by Adding a Secondary AC Switched Hot Trigger Line to the HLSW in Addition to the Normal AC Power Line. When the Secondary Trigger Line is Powered, the Fixture will go to 100% Dimming. With no Power to the Trigger, the Fixture will operate at 50% or 25% Dimming. Switches for the Trigger Line can be a Normal AC Switch/Breaker or Timed Switch/Breaker.

Wireless and Other Fixture Controls

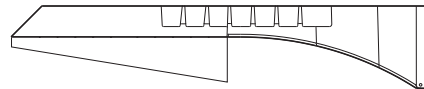
Contact Factory for Wireless and Other Fixture Controls and Recommendations. Most Controls Can be Integrated and Factory Installed.

External Glare Shields



EGS4 - 4 Sided Shield - 3" Deep

Minimum Cutoff = 12°
Average Cutoff = 23°



EGS3W - 3 Sided Shield - 3" Rear Depth

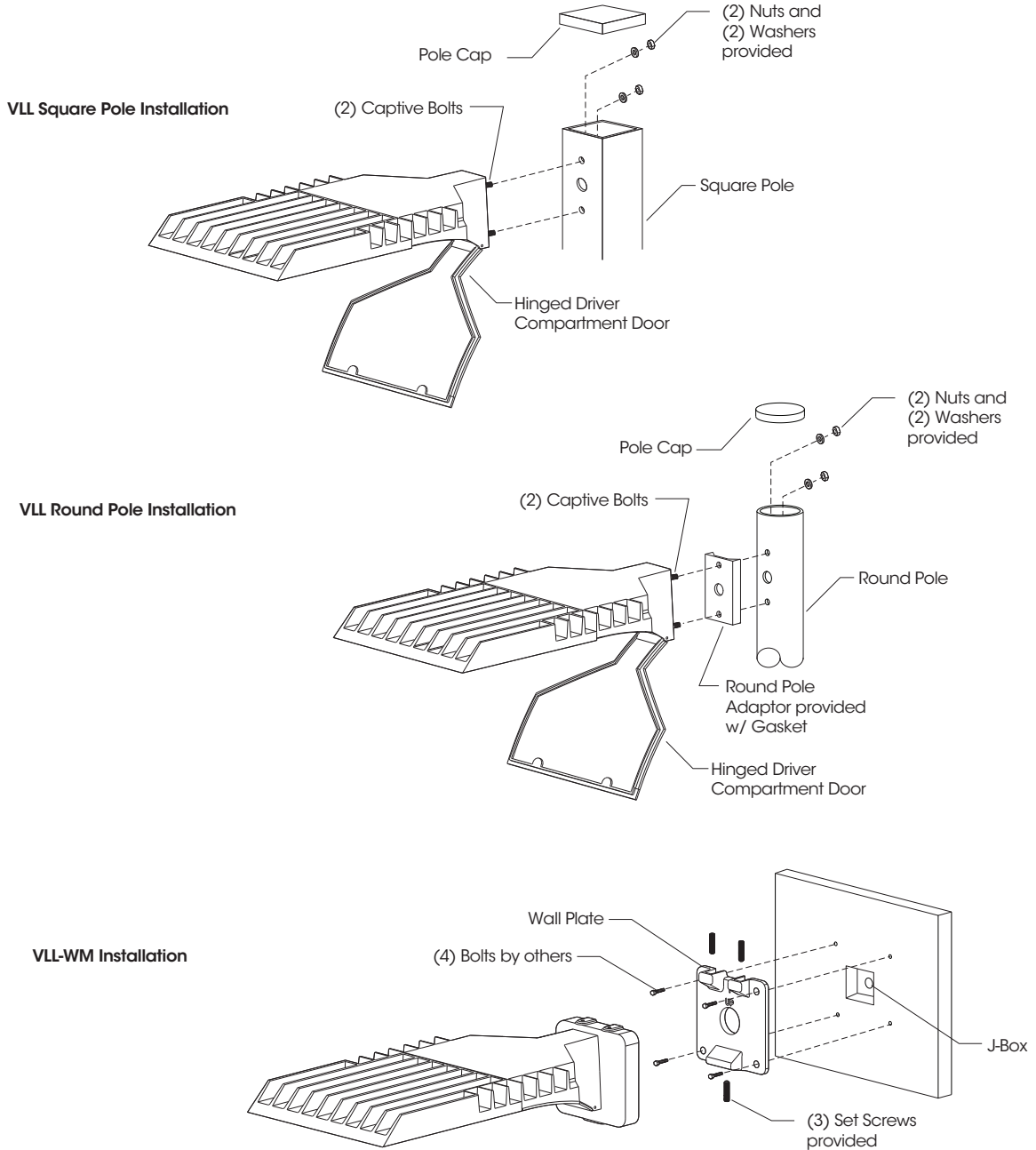
Minimum Rear Cutoff = 12°
Average Rear Cutoff = 23°
Minimum Side Cutoff = 4°
Average Side Cutoff = 16°

Glare Shields are rotatable on VLL. Consult factory for custom applications.



VLL SERIES - LED

INSTALLATION DETAIL





VLL SERIES - LED

PHOTOMETRIC DATA GUIDE - LM-80 LUMEN MAINTENANCE

LED Life / Operating Hours	Lumen Depreciation	Lumen Depreciation Scale Factor
60,000 (10x Test Time Calculated)	L94	0.94x
100,000 (Theoretical Calculated)	L92	0.92x
150,000 (Theoretical Calculated)	L89	0.89x

Lumen Depreciation Calculations Done in Accordance With IESNA TM-21 & LM-80 (25°C Ambient)
TM-21 6x Test Time Dictates that L94 > 60,000 Hours.

ELECTRICAL DATA GUIDE - AMPERAGE CHARTS

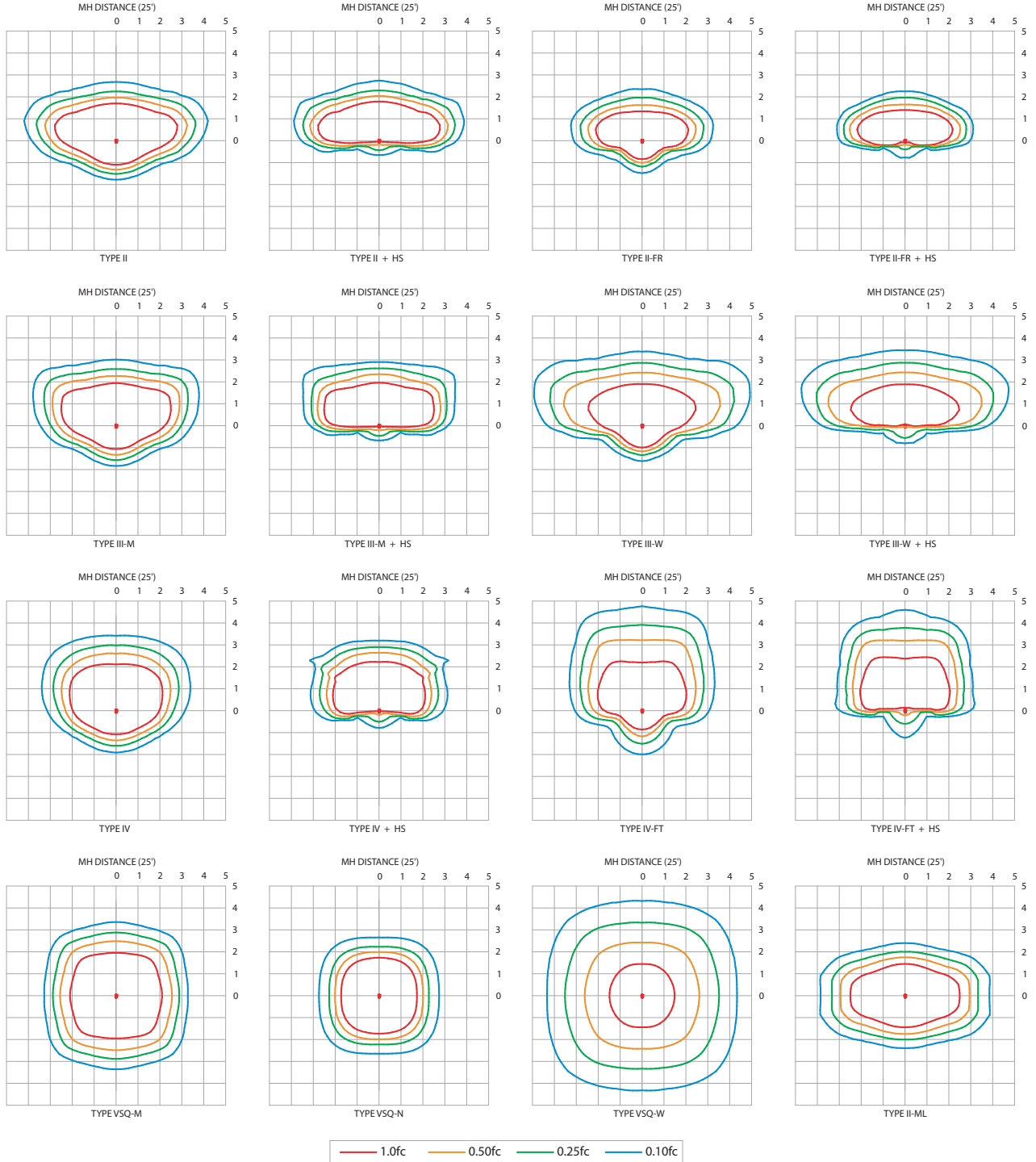
# of LEDs	mA	System Watts	120V	208V	277V	347V	480V
40	350	43	0.36	0.21	0.15	0.12	0.09
40	525	65	0.54	0.31	0.23	0.19	0.13
40	700	87	0.72	0.42	0.31	0.25	0.18
40	875	108	0.90	0.52	0.39	0.31	0.23
40	1050	128	1.07	0.62	0.46	0.37	0.27
80	350	85	0.71	0.41	0.31	0.25	0.18
80	525	129	1.08	0.62	0.47	0.37	0.27
80	700	174	1.45	0.83	0.63	0.50	0.36
80	875	216	1.80	1.04	0.78	0.62	0.45
80	1050	256	2.14	1.23	0.93	0.74	0.53



VLL SERIES - LED

PHOTOMETRIC DATA GUIDE - ISOFOOTCANDLE PLOTS

VLL-PLED-80LED-700mA-40K - 25' Pole Height



IES File downloads for this product can be found at www.usalftg.com/downloads/asr.html



Job Name: Winston at Churchill

Catalog Number: VLL-PLED-IV-FT-80LED-1050MA-**-K-VOLT-1-FINISH-HS-PLED Notes:

Type: OB4H ELL22-115188

VLL SERIES - LED

PHOTOMETRIC DATA GUIDE - LUMEN TABLES (VLL-PLED)

Table with columns for LED Count, Drive Current (mA), System Watts, Dist'n Type, and various lumen tables for 27K, 30K, 40K, 50K, and TRA (590nm) across different beam types (II, IIFR, IIFML, IIIM, IIIW, IV, IVFT, VSQ-N, VSQ-M, VSQ-W, IIFHS, IIFRHS, IIIMHS, IIIWHS, IVHS, IVFTHS).

IES File downloads for this product can be found at www.usalgt.com/downloads/asr.html





Job Name:
Winston at Churchill

Catalog Number:
VLL-PLED-IV-FT-80LED-1050MA-**K-
VOLT-1-FINISH-HS-PLED
Notes:

Type:
OB4H
ELL22-115188

VLL SERIES - LED

PHOTOMETRIC DATA GUIDE - LUMEN TABLES (VLL-PLED)

VLL-PLED																							
LED Count	Drive Current (mA)	System Watts	Dist'n Type	27K (2700K - 70CRI)			30K (3000K - 70CRI)			40K (4000K - 70CRI)			50K (5000K - 70CRI)			System Watts	TRA (590nm)						
				LUMENS	LPW	BUG RATING	LUMENS	LPW	BUG RATING	LUMENS	LPW	BUG RATING	LUMENS	LPW	BUG RATING		LUMENS	LPW	BUG RATING				
80	350	85.4	II	11277	132	B2-U0-G2	12174	143	B2-U0-G2	12814	150	B2-U0-G2	13455	158	B2-U0-G2	67.0	4475	67	B1-U0-G1				
			II-FR	11352	133	B3-U0-G1	12256	144	B3-U0-G1	12901	151	B3-U0-G1	13546	159	B3-U0-G1		4504	67	B1-U0-G1				
			II-ML	11277	132	B3-U0-G3	12175	143	B3-U0-G3	12815	150	B3-U0-G3	13456	158	B3-U0-G3		4475	67	B2-U0-G2				
			III-M	11474	134	B2-U0-G2	12387	145	B2-U0-G2	13039	153	B2-U0-G2	13691	160	B2-U0-G2		4553	68	B1-U0-G1				
			III-W	10654	125	B2-U0-G3	11501	135	B2-U0-G3	12106	142	B2-U0-G3	12712	149	B2-U0-G3		4228	63	B1-U0-G2				
			IV	11388	133	B2-U0-G2	12294	144	B2-U0-G2	12941	152	B2-U0-G2	13588	159	B2-U0-G2		4518	67	B1-U0-G1				
			IV-FT	10374	121	B2-U0-G3	11199	131	B2-U0-G3	11788	138	B2-U0-G3	12377	145	B2-U0-G3		4117	61	B1-U0-G1				
			VSQ-N	11902	139	B3-U0-G1	12849	150	B3-U0-G1	13525	158	B3-U0-G1	14202	166	B3-U0-G1		4723	70	B2-U0-G1				
			VSQ-M	11671	137	B4-U0-G2	12600	148	B4-U0-G2	13263	155	B4-U0-G2	13927	163	B4-U0-G2		4631	69	B3-U0-G1				
			VSQ-W	11392	133	B4-U0-G3	12299	144	B4-U0-G3	12946	152	B4-U0-G3	13593	159	B4-U0-G3		4520	67	B3-U0-G2				
			II-HS	8247	97	B1-U0-G2	8903	104	B1-U0-G2	9372	110	B1-U0-G2	9840	115	B1-U0-G2		3273	49	B0-U0-G1				
			II-FR-HS	8389	98	B1-U0-G1	9056	106	B1-U0-G1	9533	112	B1-U0-G1	10009	117	B1-U0-G1		3329	50	B0-U0-G1				
			III-M-HS	8344	98	B1-U0-G2	9007	105	B1-U0-G2	9482	111	B1-U0-G2	9956	117	B1-U0-G2		3311	49	B0-U0-G1				
			III-W-HS	8167	96	B1-U0-G2	8817	103	B1-U0-G2	9281	109	B1-U0-G2	9745	114	B1-U0-G2		3240	48	B0-U0-G1				
			IV-HS	8618	101	B1-U0-G2	9304	109	B1-U0-G2	9793	115	B1-U0-G2	10283	120	B1-U0-G2		3420	51	B0-U0-G1				
			IV-FT-HS	8144	95	B1-U0-G3	8792	103	B1-U0-G3	9255	108	B1-U0-G3	9718	114	B1-U0-G3		3232	48	B0-U0-G2				
			80	525	129.4	II	16239	125	B3-U0-G3	17531	135	B3-U0-G3	18454	143	B3-U0-G3		19377	150	B3-U0-G3	101.0	5251	52	B1-U0-G1
						II-FR	16348	126	B3-U0-G2	17648	136	B3-U0-G2	18577	144	B3-U0-G2		19506	151	B3-U0-G2		5286	52	B1-U0-G1
						II-ML	16240	126	B4-U0-G4	17532	135	B4-U0-G4	18454	143	B4-U0-G4		19377	150	B4-U0-G4		5251	52	B2-U0-G2
						III-M	16523	128	B3-U0-G3	17837	138	B3-U0-G3	18776	145	B3-U0-G3		19715	152	B3-U0-G3		5343	53	B1-U0-G2
III-W	15341	119				B2-U0-G3	16562	128	B2-U0-G3	17433	135	B2-U0-G3	18305	141	B2-U0-G3	4961	49	B1-U0-G2					
IV	16398	127				B3-U0-G3	17703	137	B3-U0-G3	18635	144	B3-U0-G3	19566	151	B3-U0-G3	5302	52	B1-U0-G1					
IV-FT	14938	115				B3-U0-G3	16127	125	B3-U0-G4	16976	131	B3-U0-G4	17824	138	B3-U0-G4	4830	48	B1-U0-G2					
VSQ-N	17140	132				B4-U0-G2	18504	143	B4-U0-G2	19477	151	B4-U0-G2	20451	158	B4-U0-G2	5542	55	B2-U0-G1					
VSQ-M	16807	130				B4-U0-G2	18144	140	B4-U0-G2	19099	148	B4-U0-G2	20053	155	B4-U0-G2	5434	54	B3-U0-G1					
VSQ-W	16406	127				B4-U0-G3	17711	137	B5-U0-G3	18643	144	B5-U0-G3	19575	151	B5-U0-G3	5304	53	B3-U0-G2					
II-HS	11877	92				B1-U0-G2	12821	99	B1-U0-G2	13496	104	B1-U0-G2	14171	110	B1-U0-G3	3841	38	B0-U0-G1					
II-FR-HS	12081	93				B1-U0-G2	13042	101	B1-U0-G2	13728	106	B1-U0-G2	14414	111	B1-U0-G2	3906	39	B0-U0-G1					
III-M-HS	12016	93				B1-U0-G3	12971	100	B1-U0-G3	13654	106	B1-U0-G3	14337	111	B1-U0-G3	3885	38	B0-U0-G1					
III-W-HS	11760	91				B1-U0-G3	12696	98	B1-U0-G3	13364	103	B1-U0-G3	14032	108	B1-U0-G3	3803	38	B0-U0-G2					
IV-HS	12411	96				B1-U0-G2	13398	104	B1-U0-G3	14103	109	B1-U0-G3	14808	114	B1-U0-G3	4013	40	B0-U0-G1					
IV-FT-HS	11729	91				B1-U0-G3	12662	98	B1-U0-G3	13328	103	B1-U0-G3	13995	108	B1-U0-G4	3792	38	B0-U0-G2					
80	700	173.6				II	20695	119	B3-U0-G3	22322	128	B3-U0-G3	23403	135	B3-U0-G3	24573	142	B3-U0-G3	N/A		N/A		
						II-FR	20732	119	B3-U0-G2	22381	129	B3-U0-G2	23559	136	B3-U0-G2	24736	142	B3-U0-G2					
						II-ML	20695	119	B4-U0-G4	22323	128	B4-U0-G4	23403	135	B4-U0-G4	24573	142	B4-U0-G4					
						III-M	20954	121	B3-U0-G3	22621	130	B3-U0-G3	23812	137	B3-U0-G4	25003	144	B3-U0-G4					
			III-W	19456	112	B3-U0-G4	21003	121	B3-U0-G4	22109	127	B3-U0-G4	23214	134	B3-U0-G4								
			IV	20797	120	B3-U0-G3	22451	129	B3-U0-G3	23633	136	B3-U0-G3	24814	143	B3-U0-G4								
			IV-FT	18945	109	B3-U0-G4	20452	118	B3-U0-G4	21528	124	B3-U0-G4	22604	130	B3-U0-G4								
			VSQ-N	21737	125	B4-U0-G2	23466	135	B4-U0-G2	24701	142	B4-U0-G2	25936	149	B4-U0-G2								
			VSQ-M	21314	123	B5-U0-G3	23010	133	B5-U0-G3	24221	140	B5-U0-G3	25432	146	B5-U0-G3								
			VSQ-W	20806	120	B5-U0-G3	22461	129	B5-U0-G4	23643	136	B5-U0-G4	24825	143	B5-U0-G4								
			II-HS	15062	87	B1-U0-G3	16260	94	B1-U0-G3	17115	99	B1-U0-G3	17971	104	B1-U0-G3								
			II-FR-HS	15321	88	B1-U0-G2	16539	95	B1-U0-G2	17410	100	B1-U0-G2	18280	105	B1-U0-G2								
			III-M-HS	15238	88	B1-U0-G3	16450	95	B1-U0-G3	17315	100	B1-U0-G3	18181	105	B1-U0-G4								
			III-W-HS	14915	86	B1-U0-G4	16101	93	B1-U0-G4	16948	98	B1-U0-G4	17796	103	B1-U0-G4								
			IV-HS	15739	91	B1-U0-G3	16991	98	B1-U0-G3	17885	103	B1-U0-G3	18780	108	B1-U0-G3								
			IV-FT-HS	14874	86	B1-U0-G4	16058	92	B1-U0-G4	16903	97	B1-U0-G4	17748	102	B1-U0-G4								
			80	875	215.9	II	23798	110	B3-U0-G3	25691	119	B3-U0-G3	27043	125	B3-U0-G4	28395	132	B3-U0-G4		N/A		N/A	
						II-FR	23957	111	B3-U0-G2	25862	120	B3-U0-G2	27223	126	B3-U0-G2	28585	132	B4-U0-G2					
						II-ML	23799	110	B4-U0-G4	25692	119	B4-U0-G4	27044	125	B4-U0-G4	28396	132	B4-U0-G4					
						III-M	24214	112	B3-U0-G4	26140	121	B3-U0-G4	27516	127	B3-U0-G4	28892	134	B3-U0-G4					
III-W	22482	104				B3-U0-G4	24270	112	B3-U0-G4	25548	118	B3-U0-G4	26825	124	B3-U0-G4								
IV	24032	111				B3-U0-G3	25943	120	B3-U0-G4	27309	126	B3-U0-G4	28674	133	B3-U0-G4								
IV-FT	21892	101				B3-U0-G4	23634	109	B3-U0-G5	24877	115	B3-U0-G5	26121	121	B3-U0-G5								
VSQ-N	25118	116				B4-U0-G2	27116	126	B5-U0-G2	28543	132	B5-U0-G2	29970	139	B5-U0-G2								
VSQ-M	24630	114				B5-U0-G3	26589	123	B5-U0-G3	27988	130	B5-U0-G3	29387	136	B5-U0-G3								
VSQ-W	24042	111				B5-U0-G4	25954	120	B5-U0-G4	27321	127	B5-U0-G4	28686	133	B5-U0-G4								
II-HS	17405	81				B1-U0-G3	18789	87	B1-U0-G3	19778	92	B1-U0-G4	20766	96	B2-U0-G4								
II-FR-HS	17704	82				B1-U0-G2	19112	89	B1-U0-G2	20118	93	B1-U0-G2	21124	98	B1-U0-G2								
III-M-HS	17608	82				B1-U0-G4	19008	88	B1-U0-G4	20009	93	B1-U0-G4	21009	97	B1-U0-G4								
III-W-HS	17234	80				B1-U0-G4	18605	86	B1-U0-G4	19584	91	B1-U0-G4	20564	95	B1-U0-G4								
IV-HS	18187	84				B1-U0-G3	19634	91	B1-U0-G4	20667	96	B1-U0-G4	21701	101	B1-U0-G4								
IV-FT-HS	17188	80				B1-U0-G4	18555	86	B1-U0-G4	19532	90	B1-U0-G4	20509	95	B1-U0-G4								
80	1050	256.4				II	27354	107	B3-U0-G4	29330	115	B4-U0-G4	31084	121	B4-U0-G4	32638	127	B4-U0-G4	N/A		N/A		
						II-FR	27536	107	B3-U0-G2	29727	116	B4-U0-G2	31291	122	B4-U0-G2	32856	128	B4-U0-G2					
						II-ML	27355	107	B4-U0-G4	29331	115	B5-U0-G5	31085	121	B5-U0-G5	32639	127	B5-U0-G5					
						III-M	27832	109	B3-U0-G4	30046	117	B3-U0-G4	31627	123	B4-U0-G4	33209	130	B4-U0-G4					
			III-W	25841	101	B3-U0-G4	27897	109	B3-U0-G4	29365	115	B3-U0-G5	30834	120	B3-U0-G5								
			IV	27622	108	B3-U0-G4	29820	116	B3-U0-G4	31389	122	B4-U0-G4	32959	129	B4-U0-G4								
			IV-FT	25163	98	B3-U0-G5	27165	106	B3-U0-G5	28595	112	B3-U0-G5	30024	117	B3-U0-G5								
			VSQ-N	28871	113	B5-U0-G2	31168	122	B5-U0-G2	32808	128	B5-U0-G2	34448	134	B5-U0-G2								
			VSQ-M	28310	110	B5-U0-G3	30561	119	B5-U0-G3	32170	125	B5-U0-G4	33779	132	B5-U0-G4								
			VSQ-W	27634	108	B5-U0-G4	29833	116	B5-U0-G4	31403	122	B5-U0-G5	32973	129	B5-U0-G5								
			II-HS	20005	78	B1-U0-G4	21596	84	B2-U0-G4	22733	89	B2-U0-G4	23870	93	B2-U0-G4								
			II-FR-HS	20349	79	B1																	



SQUARE STRAIGHT STEEL POLE

SNTS 5"

FEATURES

Shaft

5" square, fabricated from high grade structural steel tube. Shaft conforms to ASTM-A-501-68 specifications. Meets or exceeds minimum yield strength of 46,000 P.S.I. Wall thickness 11 GA. (.120 wall) or 7 GA. (.180 wall) as specified. Reinforced hand hole is furnished with cover. Shaft is furnished with ground lug located inside pole on wall opposite hand hole.

Base Plate

Fabricated from structural quality hot rolled steel. Meets or exceeds minimum yield strength of 36,000 P.S.I. base telescopes and is circumferentially welded to pole shaft. Slotted bolt holes provide 1" flexibility on either side of bolt circle centerline.

Anchorage

(4) anchor bolts fabricated from hot rolled steel bar. Minimum yield strength of 50,000 P.S.I. bolts have "L" bend on one end and are threaded on the other. Bolts are fully galvanized and are furnished with two nuts and two washers.

Base Cover

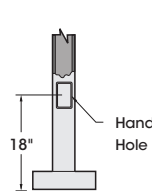
Fabricated from heavy gauge quality carbon steel. Two-piece cover conceals base.

Finish

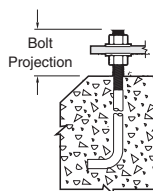
Electrostatically applied TGIC Polyester Powder Coat on substrate prepared with 20 PSI power wash at 140°F. Four step media blast and iron phosphate pretreatment for protection and paint adhesion. 400°F bake for maximum hardness and durability.

PROJECT NAME: _____

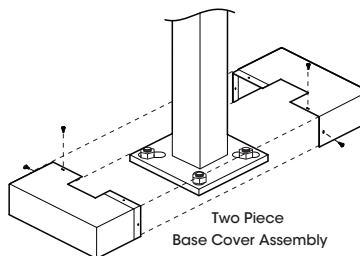
PROJECT TYPE: _____



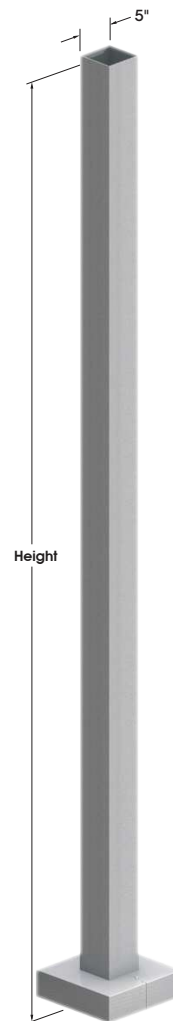
10 1/2" - 12 1/2" Dia.
Bolt Circle



Bolt Projection above grade:
Minimum 3 1/4"
Maximum 3 3/4"



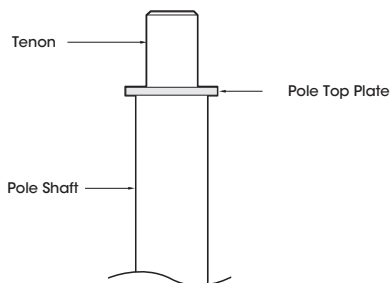
Two Piece
Base Cover Assembly



SNTS5

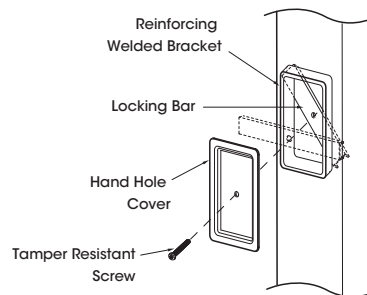
Pole Top Mount

PT23 - 2 3/8" X 4" Tenon PT27 - 2 7/8" X 4" Tenon



Hand Hole Cover

Reinforced hand hole w/tamper resistant bolt assembly





SNTS 5"

SPECIFICATIONS

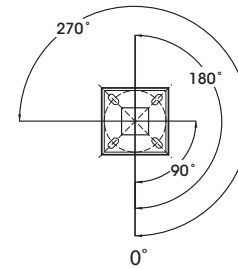
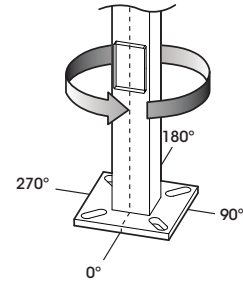
Engineering Data

Maximum EPA - Square Feet

Model Number	Max. Fixture Weight	100 MPH	90 MPH	80 MPH	70 MPH
SNTS 185 - 11	400	10.9	14.5	20.2	27.0
SNTS 205 - 11	400	8.6	12.0	16.6	23.3
SNTS 205 - 7	450	15.7	19.2	25.1	31.2
SNTS 255 - 11	400	5.1	6.5	9.8	14.6
SNTS 255 - 7	400	9.4	12.4	17.0	23.8
SNTS 305 - 11	350	N/A	2.8	5.7	7.5
SNTS 305 - 7	375	5.6	8.7	12.1	18.2
SNTS 355 - 7	350	2.5	5.2	9.3	14.9

All above design calculations are based on sustained wind forces plus additional 1.3 wind gust
(Example: Pole rated at 80 MPH withstands 104 MPH gusts)

Drilled Side Mount
Specify drilling location using codes below.



ORDERING INFORMATION

Spec/Order Example: SNTS255-11/3-90/RAL-8019-S/RBC

Pole Model Number - SNTS 5"				Mounting	Finish	Options		
Pole Model Number - SNTS 5"				Mounting	Finish	Options		
	Pole Height	Wall Thickness	Bolt Circle	Anchorage	Arm Mount	Standard Smooth Finish	Receptacle	
<input type="checkbox"/>	SNTS 185 - 11	18'	11	11 1/2"	1"X36"X4"	<input type="checkbox"/> PT23 2 3/8" X 4" Tenon	<input type="checkbox"/> Black RAL-9005-S	<input type="checkbox"/> Duplex Receptacle DUP
<input type="checkbox"/>	SNTS 205 - 11	20'	11	11 1/2"	1"X36"X4"	<input type="checkbox"/> PT27 2 7/8" X 4" Tenon	<input type="checkbox"/> White RAL-9003-S	<input type="checkbox"/> GFI Receptacle GFI
<input type="checkbox"/>	SNTS 205 - 7	20'	7	11 1/2"	1"X36"X4"	<input type="checkbox"/> Other Tenon Mt _____	<input type="checkbox"/> Grey RAL-7004-S	<input type="checkbox"/> 3 Way Adapter T3120
<input type="checkbox"/>	SNTS 255 - 11	25'	11	11 1/2"	1"X36"X4"	Drill Mount	<input type="checkbox"/> Dark Bronze RAL-8019-S	Coupling
<input type="checkbox"/>	SNTS 255 - 7	25'	7	11 1/2"	1"X36"X4"	<input type="checkbox"/> 1	<input type="checkbox"/> Green RAL-6005-S	<input type="checkbox"/> 1/2" Coupling CPLN1/2
<input type="checkbox"/>	SNTS 305 - 11	30'	11	11 1/2"	1"X36"X4"	<input type="checkbox"/> 2-180	STD FINISH = Specify	<input type="checkbox"/> 3/4" Coupling CPLN3/4
<input type="checkbox"/>	SNTS 305 - 7	30'	7	11 1/2"	1"X36"X4"	<input type="checkbox"/> 2-90		<input type="checkbox"/> 2" Coupling CPLN2
<input type="checkbox"/>	SNTS 305 - 7	30'	7	11 1/2"	1"X36"X4"	<input type="checkbox"/> 3-90		Specify Coupling location
<input type="checkbox"/>	SNTS 355 - 7	35'	7	11 1/2"	1"X36"X4"	<input type="checkbox"/> 4-90		Refer to the Accessories Section for other options
<input type="checkbox"/>	SNTS 355 - 7	35'	7	11 1/2"	1"X36"X4"	<input type="checkbox"/> 3-120		
<input type="checkbox"/> Specify other heights _____				3-120 requires PT27 and T3120 Adapter		All Steel Poles supplied with Smooth Finish		
						See USALTG.COM for additional colors		





AREA & ROADWAY LIGHTING

VALULUME SERIES - LED RECTILINEAR AREA LUMINAIRE

Luminaire

Heavy cast, low copper aluminum assembly (A356 alloy, <.2% copper) minimum wall thickness .188" with integral cooling ribs surrounding the electrical compartment. LED Module mounting area is machined to within a 0.002" surface flatness variance for maximum surface contact and thermal conductivity from the LED modules to the radiating fins. Passive radiating fins above the LED Optics provide superior thermal management and long LED life. The optical and electrical compartments are integrated with the support arm to create one assembly. Cast and hinged driver compartment cover provides access to the drivers and wiring.

PLED® Optics

Emitters (LED's) are arrayed on a metal core PCB panel with each emitter located on a copper thermal transfer pad and enclosed by an LED refractor. LED optics completely seal each individual emitter to meet an IP66 rating. In asymmetric distributions, a micro-reflector inside the refractor re-directs the house side emitter output towards the street side and functions as a house side shielding element. Refractors are injection molded optical acrylic. Each LED refractor is sealed to the PCB over an emitter and all refractors are retained by an aluminum frame. Any one Panel, or group of Panels in a luminaire, have the same optical pattern. LED refractors produce standard and specialized street, site, and area distributions. All distributions are Zero Uplight (U0), Full-Cutoff. Panels are field replaceable and field rotatable in 90° increments.

LED Emitters

High Power White LED's are driven between 350mA and 875mA for a maximum output of 2.5 Watts nominal. LED's are available in standard Neutral White (4000K), Cool White (5000K), or Warm White (2700K & 3000K). All Standard LED's have a minimum of 70 CRI. Consult Factory for other LED options. Lumen Maintenance of L94 at 60,000 hours (TM-21 calculated at 6x Test Time).

True Amber LED's TRA-True Amber LED's emit light in the amber spectral bandwidth centered on 585-590nm. True Amber has negligible blue light and is suitable for wildlife.

LED Driver(s)

Constant current electronic with a power factor of >.90 and a minimum operating temperature of -40°F/-40°C. Driver(s) is/are UL and cUL recognized and mounted directly against the Electrical Housing to facilitate thermal transfer, held down by universal clamps to facilitate easy removal. In-line terminal blocks facilitate wiring between the driver and optical arrays. Drivers accept an input of 120-277V, 50/60Hz or 347V-480V, 50,60Hz. (0 - 10V dimmable driver is standard. Driver has a minimum of 3KV internal surge protection. Luminaire supplied with 20KV surge protector for field accessible installation.)

Finish

Electrostatically applied TGIC Polyester Powder Coat on substrate prepared with 20 PSI power wash at 140°F. Four step media blast and iron phosphate pretreatment for protection and paint adhesion. 400°F bake for maximum hardness and durability.

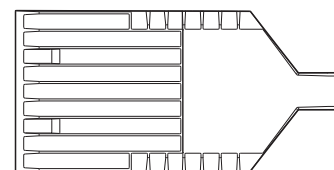
PROJECT NAME: _____

PROJECT TYPE: _____

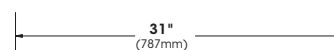


VLL

TOP VIEW



FRONT VIEW



SIDE VIEW

6"
(152mm)6"
(152mm)6"
(152mm)6"
(152mm)6"
(152mm)6"
(152mm)6"
(152mm)6"
(152mm)6"
(152mm)6"
(152mm)6"
(152mm)6"
(152mm)6"
(152mm)6"
(152mm)6"
(152mm)6"
(152mm)6"
(152mm)6"
(152mm)

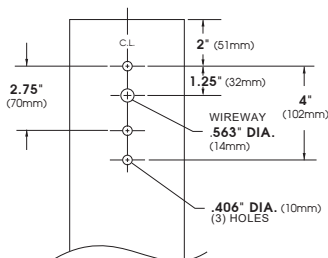
2022153



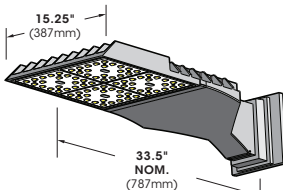
VLL SERIES - LED

SPECIFICATIONS

POLE DRILLING TEMPLATE

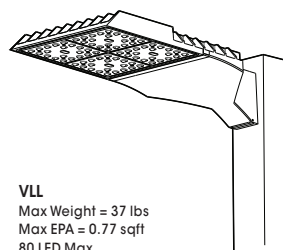


WALL MOUNT



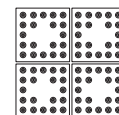
Extruded aluminum arm and cast aluminum Wall Bracket assembly provided with built in gasketed Wire access for Fixture/supply Wire connection.

EPA & WEIGHT




VLL
Max Weight = 37 lbs
Max EPA = 0.77 sqft
80 LED Max

PLED™ MODULES

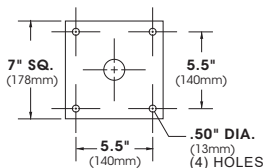


80 LED Module



40 LED Module

MOUNT PLATE



ORDERING INFORMATION

Spec/Order Example: VLL/PLED-III/80LED-525mA/30K/277/PC-T

Luminaire	Optics	LED Mode			Voltage	Mounting	Finish	Options
Luminaire	Optics	LED	**K = Specify	Voltage	Mounting	Finish	Options	
	PLED™ Distribution Type	# of LEDs	Drive Current	Color Temp - CCT	VOLT = Specify	Arm Mount	Standard Textured Finish	
<input checked="" type="checkbox"/> VLL	<input type="checkbox"/> Type II PLED-II <input type="checkbox"/> Type II Front Row PLED-II-FR <input type="checkbox"/> Type III Median Illuminator PLED-II-MIL <input type="checkbox"/> Type III Med. PLED-III <input type="checkbox"/> Type III Wide PLED-III-W <input type="checkbox"/> Type IV PLED-IV <input type="checkbox"/> Type IV PLED-IV-FT <input checked="" type="checkbox"/> Type V Narrow PLED-VSQ-N <input type="checkbox"/> Type V Med. PLED-V-SQ-M <input type="checkbox"/> Type V Wide PLED-V-SQ-W	<input checked="" type="checkbox"/> 80LED <input type="checkbox"/> 40LED	<input checked="" type="checkbox"/> 1050mA <input type="checkbox"/> 875mA <input type="checkbox"/> 700mA <input type="checkbox"/> 525mA <input type="checkbox"/> 350mA	<input type="checkbox"/> 27K (2700K) <input type="checkbox"/> 30K (3000K) <input type="checkbox"/> 40K (4000K) <input type="checkbox"/> 50K (5000K) <input type="checkbox"/> TRA True Amber ¹ Consult Factory for Other LED Color, CCT, & CRI Options	<input type="checkbox"/> 120 <input type="checkbox"/> 208 <input type="checkbox"/> 240 <input type="checkbox"/> 277 <input type="checkbox"/> 347 <input type="checkbox"/> 480	<input checked="" type="checkbox"/> 1 <input type="checkbox"/> 2-180 <input type="checkbox"/> 2-90 <input type="checkbox"/> 3-90 <input type="checkbox"/> 3-120 <input type="checkbox"/> 4-90 Wall Mount <input type="checkbox"/> WM	<input type="checkbox"/> Black RAL-9005-T <input type="checkbox"/> White RAL-9003-T <input type="checkbox"/> Grey RAL-7004-T <input type="checkbox"/> Dark Bronze RAL-8019-T <input type="checkbox"/> Green RAL-6005-T Premium Finishes <input type="checkbox"/> Rust <input type="checkbox"/> Patina Copper PC	<input type="checkbox"/> Internal House Side Shield inc. LED Count (Example: HS-PLED/48) HS-PLED <input type="checkbox"/> External Glare Shield 4 Sided EGS4 <input type="checkbox"/> External Glare Shield 3 Sided Rear Wedge EGS3W <input type="checkbox"/> Round Pole Adapter RPA <input type="checkbox"/> Twist Lock Receptacle Only TPR <input type="checkbox"/> 7-Pin Twist Lock Receptacle Only TPR7 <input type="checkbox"/> High-Low Dimming for Switch by Others/Select Levels 50/100 or 25/100 (Example: HSW/25) HSW <input type="checkbox"/> Photo Cell + Voltage (Example: PC120V) PC+V <input type="checkbox"/> Single Fuse (120V, 277V) SF <input type="checkbox"/> Double Fuse (208V, 240V) DF <input type="checkbox"/> Blue-Tooth Programmable Photo/Motion Sensor (Factory - Motion 50/100, Photo 75c) MS-F311
		NOTES: 1- Available in 350mA & 525mA drive currents only					For smooth finish replace suffix "T" with suffix "S" (Example: RAL-9500-S) Consult factor for custom colors	



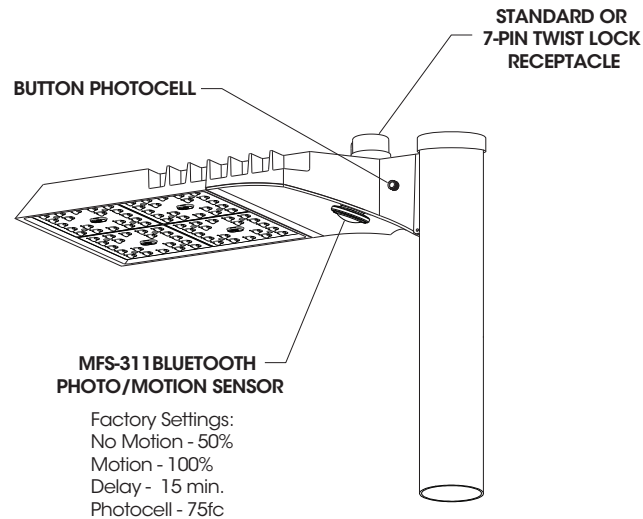
FINISH = Specify





VLL SERIES - LED

OPTIONS



Sensors can be Field Programmed With Bluetooth App

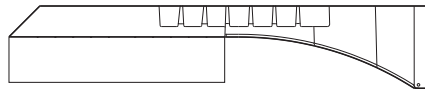
High Low Dimming For Switches (HLSW)

The HLSW is a Small Electronic Switch which Provides High Low Dimming Control Through the LED Driver's 0-10V Control. Switching is Done by Adding a Secondary AC Switched Hot Trigger Line to the HLSW in Addition to the Normal AC Power Line. When the Secondary Trigger Line is Powered, the Fixture will go to 100% Dimming. With no Power to the Trigger, the Fixture will operate at 50% or 25% Dimming. Switches for the Trigger Line can be a Normal AC Switch/Breaker or Timed Switch/Breaker.

Wireless and Other Fixture Controls

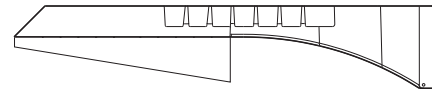
Contact Factory for Wireless and Other Fixture Controls and Recommendations. Most Controls Can be Integrated and Factory Installed.

External Glare Shields



EGS4 - 4 Sided Shield - 3" Deep

Minimum Cutoff = 12°
Average Cutoff = 23°



EGS3W - 3 Sided Shield - 3" Rear Depth

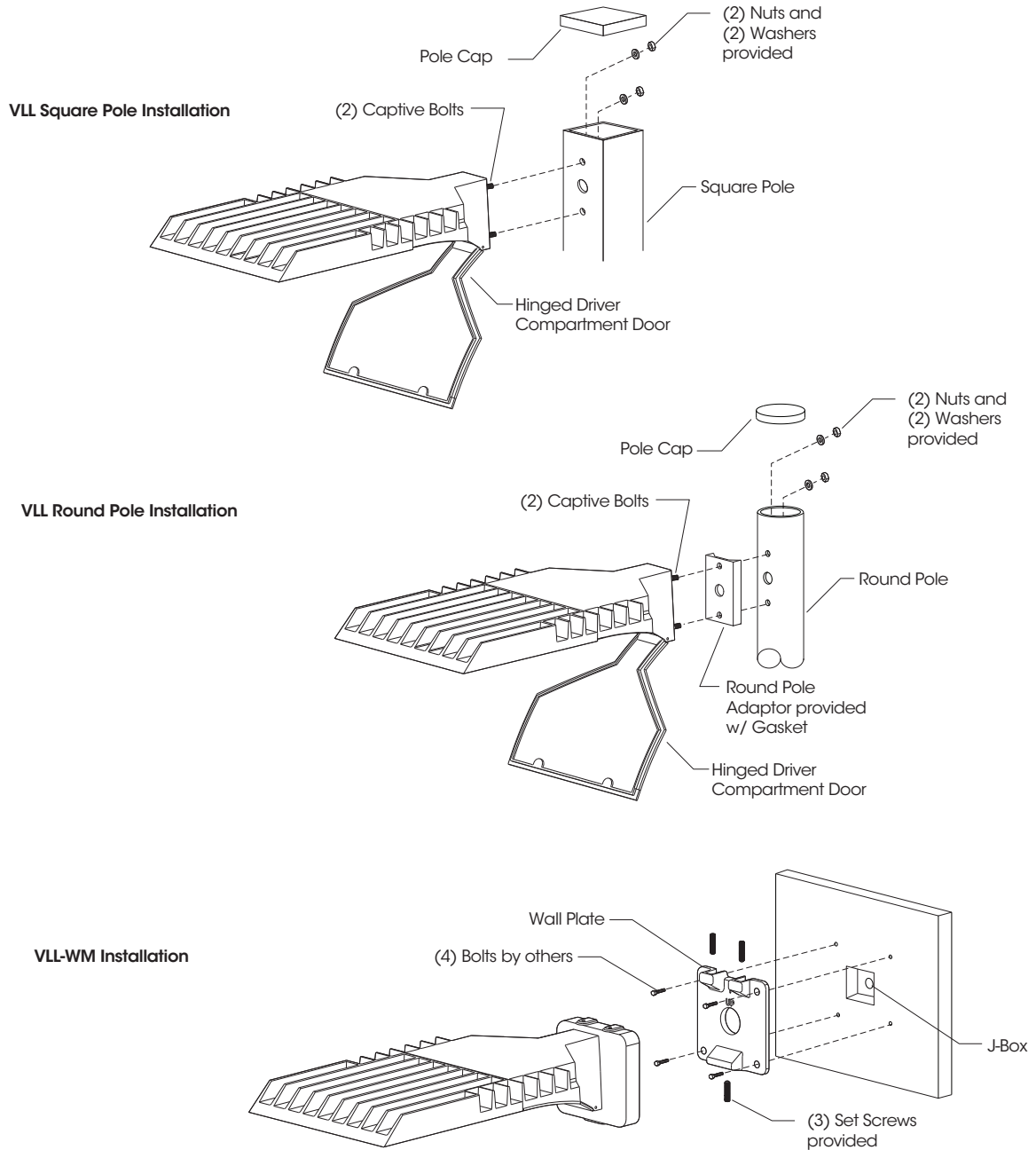
Minimum Rear Cutoff = 12°
Average Rear Cutoff = 23°
Minimum Side Cutoff = 4°
Average Side Cutoff = 16°

Glare Shields are rotatable on VLL. Consult factory for custom applications.



VLL SERIES - LED

INSTALLATION DETAIL





VLL SERIES - LED

PHOTOMETRIC DATA GUIDE - LM-80 LUMEN MAINTENANCE

LED Life / Operating Hours	Lumen Depreciation	Lumen Depreciation Scale Factor
60,000 (10x Test Time Calculated)	L94	0.94x
100,000 (Theoretical Calculated)	L92	0.92x
150,000 (Theoretical Calculated)	L89	0.89x

Lumen Depreciation Calculations Done in Accordance With IESNA TM-21 & LM-80 (25°C Ambient)
TM-21 6x Test Time Dictates that L94 > 60,000 Hours.

ELECTRICAL DATA GUIDE - AMPERAGE CHARTS

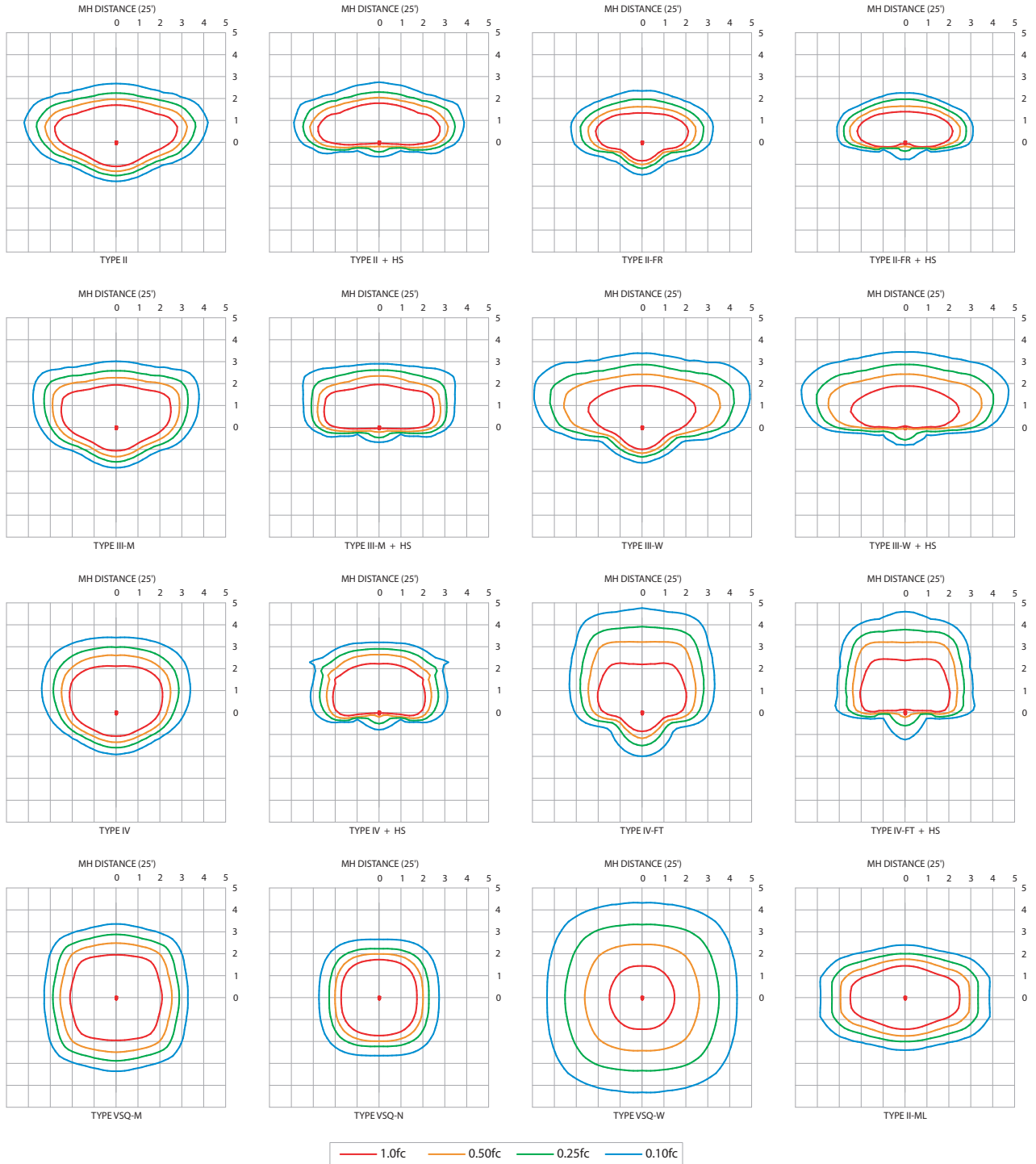
# of LEDs	mA	System Watts	120V	208V	277V	347V	480V
40	350	43	0.36	0.21	0.15	0.12	0.09
40	525	65	0.54	0.31	0.23	0.19	0.13
40	700	87	0.72	0.42	0.31	0.25	0.18
40	875	108	0.90	0.52	0.39	0.31	0.23
40	1050	128	1.07	0.62	0.46	0.37	0.27
80	350	85	0.71	0.41	0.31	0.25	0.18
80	525	129	1.08	0.62	0.47	0.37	0.27
80	700	174	1.45	0.83	0.63	0.50	0.36
80	875	216	1.80	1.04	0.78	0.62	0.45
80	1050	256	2.14	1.23	0.93	0.74	0.53



VLL SERIES - LED

PHOTOMETRIC DATA GUIDE - ISOFOOTCANDLE PLOTS

VLL-PLED-80LED-700mA-40K - 25' Pole Height



IES File downloads for this product can be found at www.usalftg.com/downloads/asr.html



Job Name:
Winston at Churchill

Catalog Number:
VLL-PLED-VSQ-N-80LED-1050MA-
**K-VOLT-1-FINISH
Notes:

Type:
OB5N-2

ELL22-115188

VLL SERIES - LED

PHOTOMETRIC DATA GUIDE - LUMEN TABLES (VLL-PLED)

VLL-PLED																							
LED Count	Drive Current (mA)	System Watts	Dist'n Type	27K (2700K - 70CRI)			30K (3000K - 70CRI)			40K (4000K - 70CRI)			50K (5000K - 70CRI)			System Watts	TRA (590nm)						
				LUMENS	LPW	BUG RATING	LUMENS	LPW	BUG RATING	LUMENS	LPW	BUG RATING	LUMENS	LPW	BUG RATING		LUMENS	LPW	BUG RATING				
40	350	42.7	II	5819	136	B2-U0-G1	6281	147	B2-U0-G1	6612	155	B2-U0-G2	6943	163	B2-U0-G2	33.0	2309	70	B1-U0-G1				
			II-FR	5858	137	B2-U0-G1	6324	148	B2-U0-G1	6657	156	B2-U0-G1	6990	164	B2-U0-G1		2325	70	B1-U0-G0				
			II-ML	5819	136	B3-U0-G3	6282	147	B3-U0-G3	6612	155	B3-U0-G3	6943	163	B3-U0-G3		2309	70	B1-U0-G1				
			III-M	5921	139	B1-U0-G2	6392	150	B2-U0-G2	6728	158	B2-U0-G2	7065	165	B2-U0-G2		2349	71	B1-U0-G1				
			III-W	5497	129	B1-U0-G2	5935	139	B1-U0-G2	6247	146	B1-U0-G2	6559	154	B1-U0-G2		2182	66	B1-U0-G1				
			IV	5876	138	B1-U0-G2	6344	149	B2-U0-G2	6677	156	B2-U0-G2	7011	164	B2-U0-G2		2332	71	B1-U0-G1				
			IV-FT	5353	125	B1-U0-G2	5778	135	B1-U0-G2	6083	142	B1-U0-G2	6387	150	B1-U0-G2		2124	64	B1-U0-G1				
			VSQ-N	6141	144	B2-U0-G1	6630	155	B2-U0-G1	6979	163	B2-U0-G1	7328	172	B2-U0-G1		2438	74	B1-U0-G0				
			VSQ-M	6023	141	B3-U0-G1	6502	152	B3-U0-G1	6844	160	B3-U0-G1	7186	168	B3-U0-G1		2390	72	B2-U0-G1				
			VSQ-W	5879	138	B3-U0-G2	6346	149	B3-U0-G2	6680	156	B3-U0-G2	7015	164	B3-U0-G2		2333	71	B2-U0-G1				
			IIHS	4256	100	B0-U0-G1	4594	108	B1-U0-G1	4836	113	B1-U0-G2	5077	119	B1-U0-G2		1689	51	B0-U0-G0				
			II-FR-HS	4329	101	B0-U0-G1	4673	109	B0-U0-G1	4919	115	B0-U0-G1	5165	121	B0-U0-G1		1718	52	B0-U0-G0				
			III-M-HS	4305	101	B0-U0-G2	4647	109	B0-U0-G2	4892	115	B0-U0-G2	5137	120	B0-U0-G2		1708	52	B0-U0-G1				
			III-W-HS	4214	99	B0-U0-G2	4550	107	B0-U0-G2	4789	112	B0-U0-G2	5028	118	B0-U0-G2		1673	51	B0-U0-G1				
			IV-HS	4447	104	B0-U0-G1	4801	112	B0-U0-G2	5054	118	B0-U0-G2	5306	124	B0-U0-G2		1764	53	B0-U0-G1				
			IV-FT-HS	4203	98	B0-U0-G2	4537	106	B0-U0-G2	4776	112	B0-U0-G2	5015	117	B0-U0-G2		1668	51	B0-U0-G1				
			40	525	64.7	II	8396	130	B2-U0-G2	9064	140	B2-U0-G2	9541	147	B2-U0-G2		10017	155	B2-U0-G2	51.0	2715	53	B1-U0-G1
						II-FR	8452	131	B2-U0-G1	9125	141	B2-U0-G1	9605	148	B2-U0-G1		10085	156	B2-U0-G1		2733	54	B1-U0-G1
						II-ML	8396	130	B3-U0-G3	9064	140	B3-U0-G3	9541	147	B3-U0-G3		10018	155	B3-U0-G3		2715	53	B1-U0-G1
						III-M	8543	132	B2-U0-G2	9223	143	B2-U0-G2	9708	150	B2-U0-G2		10194	158	B2-U0-G2		2762	54	B1-U0-G1
III-W	7932	123				B2-U0-G2	8563	132	B2-U0-G2	9013	139	B2-U0-G3	9464	146	B2-U0-G3	2565	50	B1-U0-G1					
IV	8478	131				B2-U0-G2	9152	141	B2-U0-G2	9634	149	B2-U0-G2	10116	156	B2-U0-G2	2742	54	B1-U0-G1					
IV-FT	7724	119				B2-U0-G3	8338	129	B2-U0-G3	8777	136	B2-U0-G3	9216	142	B2-U0-G3	2497	49	B1-U0-G1					
VSQ-N	8861	137				B3-U0-G1	9566	148	B3-U0-G1	10070	156	B3-U0-G1	10574	163	B3-U0-G1	2866	56	B1-U0-G0					
VSQ-M	8690	134				B3-U0-G2	9381	145	B3-U0-G2	9875	153	B3-U0-G2	10369	160	B3-U0-G2	2809	55	B2-U0-G1					
VSQ-W	8483	131				B4-U0-G2	9157	142	B4-U0-G2	9640	149	B4-U0-G3	10122	156	B4-U0-G3	2743	54	B2-U0-G1					
IIHS	6141	95				B1-U0-G2	6629	102	B1-U0-G2	6978	108	B1-U0-G2	7327	113	B1-U0-G2	1985	39	B0-U0-G1					
II-FR-HS	6246	97				B1-U0-G1	6743	104	B1-U0-G1	7098	110	B1-U0-G1	7453	115	B1-U0-G1	2020	40	B0-U0-G0					
III-M-HS	6212	96				B0-U0-G2	6706	104	B0-U0-G2	7060	109	B0-U0-G2	7412	115	B0-U0-G2	2009	39	B0-U0-G1					
III-W-HS	6081	94				B0-U0-G2	6564	101	B0-U0-G2	6910	107	B0-U0-G2	7255	112	B0-U0-G2	1966	39	B0-U0-G1					
IV-HS	6417	99				B0-U0-G2	6927	107	B0-U0-G2	7292	113	B0-U0-G2	7656	118	B1-U0-G2	2075	41	B0-U0-G1					
IV-FT-HS	6064	94				B0-U0-G2	6546	101	B0-U0-G2	6891	107	B1-U0-G2	7235	112	B1-U0-G3	1960	38	B0-U0-G1					
40	700	86.8				II	10669	123	B2-U0-G2	11518	133	B2-U0-G2	12124	140	B2-U0-G2	12730	147	B2-U0-G2	N/A		N/A		
						II-FR	10740	124	B2-U0-G1	11594	134	B3-U0-G1	12205	141	B3-U0-G1	12815	148	B3-U0-G1					
						II-ML	10669	123	B3-U0-G3	11518	133	B3-U0-G3	12124	140	B3-U0-G3	12731	147	B3-U0-G3					
						III-M	10856	125	B2-U0-G2	11719	135	B2-U0-G2	12336	142	B2-U0-G2	12953	149	B2-U0-G2					
			III-W	10079	116	B2-U0-G3	10880	125	B2-U0-G3	11453	132	B2-U0-G3	12026	139	B2-U0-G3								
			IV	10774	124	B2-U0-G2	11630	134	B2-U0-G2	12243	141	B2-U0-G2	12855	148	B2-U0-G2								
			IV-FT	9814	113	B2-U0-G3	10595	122	B2-U0-G3	11153	128	B2-U0-G3	11710	135	B2-U0-G3								
			VSQ-N	11260	130	B3-U0-G1	12156	140	B3-U0-G1	12796	147	B3-U0-G1	13435	155	B3-U0-G1								
			VSQ-M	11042	127	B4-U0-G2	11920	137	B4-U0-G2	12548	145	B4-U0-G2	13175	152	B4-U0-G2								
			VSQ-W	10778	124	B4-U0-G3	11636	134	B4-U0-G3	12248	141	B4-U0-G3	12860	148	B4-U0-G3								
			IIHS	7803	90	B1-U0-G2	8423	97	B1-U0-G2	8866	102	B1-U0-G2	9310	107	B1-U0-G2								
			II-FR-HS	7937	91	B1-U0-G1	8568	99	B1-U0-G1	9019	104	B1-U0-G1	9470	109	B1-U0-G1								
			III-M-HS	7893	91	B1-U0-G2	8521	98	B1-U0-G2	8970	103	B1-U0-G2	9418	109	B1-U0-G2								
			III-W-HS	7726	89	B0-U0-G2	8341	96	B1-U0-G2	8780	101	B1-U0-G2	9218	106	B1-U0-G2								
			IV-HS	8153	94	B1-U0-G2	8802	101	B1-U0-G2	9265	107	B1-U0-G2	9728	112	B1-U0-G2								
			IV-FT-HS	7705	89	B1-U0-G3	8318	96	B1-U0-G3	8756	101	B1-U0-G3	9194	106	B1-U0-G3								
			40	875	108.0	II	12366	114	B2-U0-G2	13349	124	B2-U0-G2	14052	130	B2-U0-G2	14754	137	B3-U0-G2		N/A		N/A	
						II-FR	12448	115	B3-U0-G1	13439	124	B3-U0-G1	14146	131	B3-U0-G1	14853	138	B3-U0-G2					
						II-ML	12366	115	B3-U0-G3	13349	124	B3-U0-G3	14052	130	B3-U0-G3	14755	137	B4-U0-G4					
						III-M	12581	116	B2-U0-G2	13582	126	B2-U0-G2	14297	132	B2-U0-G2	15012	139	B2-U0-G2					
III-W	11682	108				B2-U0-G3	12611	117	B2-U0-G3	13275	123	B2-U0-G3	13939	129	B2-U0-G3								
IV	12487	116				B2-U0-G2	13480	125	B2-U0-G2	14189	131	B2-U0-G2	14899	138	B2-U0-G2								
IV-FT	11375	105				B2-U0-G3	12280	114	B2-U0-G3	12926	120	B2-U0-G3	13573	126	B2-U0-G3								
VSQ-N	13051	121				B3-U0-G1	14089	130	B3-U0-G1	14830	137	B3-U0-G1	15572	144	B3-U0-G1								
VSQ-M	12798	118				B4-U0-G2	13816	128	B4-U0-G2	14543	135	B4-U0-G2	15270	141	B4-U0-G2								
VSQ-W	12492	116				B4-U0-G3	13486	125	B4-U0-G3	14196	131	B4-U0-G3	14905	138	B4-U0-G3								
IIHS	9044	84				B1-U0-G2	9763	90	B1-U0-G2	10277	95	B1-U0-G2	10791	100	B1-U0-G2								
II-FR-HS	9199	85				B1-U0-G1	9930	92	B1-U0-G1	10453	97	B1-U0-G1	10976	102	B1-U0-G1								
III-M-HS	9149	85				B1-U0-G2	9876	91	B1-U0-G2	10396	96	B1-U0-G2	10916	101	B1-U0-G2								
III-W-HS	8955	83				B1-U0-G2	9667	90	B1-U0-G3	10176	94	B1-U0-G3	10685	99	B1-U0-G3								
IV-HS	9450	87				B1-U0-G2	10201	94	B1-U0-G2	10738	99	B1-U0-G2	11275	104	B1-U0-G2								
IV-FT-HS	8931	83				B1-U0-G3	9641	89	B1-U0-G3	10149	94	B1-U0-G3	10666	99	B1-U0-G3								
40	1050	128.2				II	14213	111	B2-U0-G2	15344	120	B3-U0-G2	16151	126	B3-U0-G3	16959	132	B3-U0-G3	N/A		N/A		
						II-FR	14308	112	B3-U0-G1	15446	120	B3-U0-G2	16259	127	B3-U0-G2	17072	133	B3-U0-G2					
						II-ML	14214	111	B3-U0-G3	15344	120	B4-U0-G4	16152	126	B4-U0-G4	16959	132	B4-U0-G4					
						III-M	14461	113	B2-U0-G2	15612	122	B3-U0-G2	16433	128	B3-U0-G3	17255	135	B3-U0-G3					
			III-W	13427	105	B2-U0-G3	14495	113	B2-U0-G3	15258	119	B2-U0-G3	16021	125	B3-U0-G3								
			IV	14352	112	B2-U0-G2	15494	121	B3-U0-G2	16309	127	B3-U0-G3	17125	134	B3-U0-G3								
			IV-FT	13075	102	B2-U0-G3	14115	110	B2-U0-G3	14858	116	B3-U0-G3	15601	122	B3-U0-G3								
			VSQ-N	15001	117	B3-U0-G1	16194	126	B4-U0-G1	17046	133	B4-U0-G2	17899	140	B4-U0-G2								
			VSQ-M	14710	115	B4-U0-G2	15880	124	B4-U0-G2	16716	130	B4-U0-G2	17552	137	B4-U0-G2								
			VSQ-W	14359	112	B4-U0-G3	15501	121	B4-U0-G3	16317	127	B4-U0-G3	17132	134	B5-U0-G3								
			IIHS	10395	81	B1-U0-G2	11222	88	B1-U0-G2	11813	92	B1-U0-G2	12403	97	B1-U0-G2								
			II-FR-HS	10573	82	B1-U0-G1	11414	89	B1-U0-G2	12015	94	B1-U0-G2	12616	98	B1-U0-G2								



Job Name:
Winston at Churchill

Catalog Number:
VLL-PLED-VSQ-N-80LED-1050MA-
**K-VOLT-1-FINISH
Notes:

Type:
OB5N-2
ELL22-115188

VLL SERIES - LED

PHOTOMETRIC DATA GUIDE - LUMEN TABLES (VLL-PLED)

VLL-PLED																			
LED Count	Drive Current (mA)	System Watts	Dist'n Type	27K (2700K - 70CRI)			30K (3000K - 70CRI)			40K (4000K - 70CRI)			50K (5000K - 70CRI)			System Watts	TRA (590nm)		
				LUMENS	LPW	BUG RATING	LUMENS	LPW	BUG RATING	LUMENS	LPW	BUG RATING	LUMENS	LPW	BUG RATING		LUMENS	LPW	BUG RATING
80	350	85.4	II	11277	132	B2-U0-G2	12174	143	B2-U0-G2	12814	150	B2-U0-G2	13455	158	B2-U0-G2	67.0	4475	67	B1-U0-G1
			II-FR	11352	133	B3-U0-G1	12256	144	B3-U0-G1	12901	151	B3-U0-G1	13546	159	B3-U0-G1		4504	67	B1-U0-G1
			II-ML	11277	132	B3-U0-G3	12175	143	B3-U0-G3	12815	150	B3-U0-G3	13456	158	B3-U0-G3		4475	67	B2-U0-G2
			III-M	11474	134	B2-U0-G2	12387	145	B2-U0-G2	13039	153	B2-U0-G2	13691	160	B2-U0-G2		4553	68	B1-U0-G1
			III-W	10654	125	B2-U0-G3	11501	135	B2-U0-G3	12106	142	B2-U0-G3	12712	149	B2-U0-G3		4228	63	B1-U0-G2
			IV	11388	133	B2-U0-G2	12294	144	B2-U0-G2	12941	152	B2-U0-G2	13588	159	B2-U0-G2		4518	67	B1-U0-G1
			IV-FT	10374	121	B2-U0-G3	11199	131	B2-U0-G3	11788	138	B2-U0-G3	12377	145	B2-U0-G3		4117	61	B1-U0-G1
			VSQ-N	11902	139	B3-U0-G1	12849	150	B3-U0-G1	13525	158	B3-U0-G1	14202	166	B3-U0-G1		4723	70	B2-U0-G1
			VSQ-M	11671	137	B4-U0-G2	12600	148	B4-U0-G2	13263	155	B4-U0-G2	13927	163	B4-U0-G2		4631	69	B3-U0-G1
			VSQ-W	11392	133	B4-U0-G3	12299	144	B4-U0-G3	12946	152	B4-U0-G3	13593	159	B4-U0-G3		4520	67	B3-U0-G2
			IIHS	8247	97	B1-U0-G2	8903	104	B1-U0-G2	9372	110	B1-U0-G2	9840	115	B1-U0-G2		3273	49	B0-U0-G1
			II-FR-HS	8389	98	B1-U0-G1	9056	106	B1-U0-G1	9533	112	B1-U0-G1	10009	117	B1-U0-G1		3329	50	B0-U0-G1
			III-M-HS	8344	98	B1-U0-G2	9007	105	B1-U0-G2	9482	111	B1-U0-G2	9956	117	B1-U0-G2		3311	49	B0-U0-G1
			III-W-HS	8167	96	B1-U0-G2	8817	103	B1-U0-G2	9281	109	B1-U0-G2	9745	114	B1-U0-G2		3240	48	B0-U0-G1
			IV-HS	8618	101	B1-U0-G2	9304	109	B1-U0-G2	9793	115	B1-U0-G2	10283	120	B1-U0-G2		3420	51	B0-U0-G1
			IV-FT-HS	8144	95	B1-U0-G3	8792	103	B1-U0-G3	9255	108	B1-U0-G3	9718	114	B1-U0-G3		3232	48	B0-U0-G2
80	525	129.4	II	16239	125	B3-U0-G3	17531	135	B3-U0-G3	18454	143	B3-U0-G3	19377	150	B3-U0-G3	101.0	5251	52	B1-U0-G1
			II-FR	16348	126	B3-U0-G2	17648	136	B3-U0-G2	18577	144	B3-U0-G2	19506	151	B3-U0-G2		5286	52	B1-U0-G1
			II-ML	16240	126	B4-U0-G4	17532	135	B4-U0-G4	18454	143	B4-U0-G4	19377	150	B4-U0-G4		5251	52	B2-U0-G2
			III-M	16523	128	B3-U0-G3	17837	138	B3-U0-G3	18776	145	B3-U0-G3	19715	152	B3-U0-G3		5343	53	B1-U0-G2
			III-W	15341	119	B2-U0-G3	16562	128	B2-U0-G3	17433	135	B2-U0-G3	18305	141	B2-U0-G3		4961	49	B1-U0-G2
			IV	16398	127	B3-U0-G3	17703	137	B3-U0-G3	18635	144	B3-U0-G3	19566	151	B3-U0-G3		5302	52	B1-U0-G1
			IV-FT	14938	115	B3-U0-G3	16127	125	B3-U0-G3	16976	131	B3-U0-G3	17824	138	B3-U0-G3		4830	48	B1-U0-G2
			VSQ-N	17140	132	B4-U0-G2	18504	143	B4-U0-G2	19477	151	B4-U0-G2	20451	158	B4-U0-G2		5542	55	B2-U0-G1
			VSQ-M	16807	130	B4-U0-G2	18144	140	B4-U0-G2	19099	148	B4-U0-G2	20053	155	B4-U0-G2		5434	54	B3-U0-G1
			VSQ-W	16406	127	B4-U0-G3	17711	137	B5-U0-G3	18643	144	B5-U0-G3	19575	151	B5-U0-G3		5304	53	B3-U0-G2
			IIHS	11877	92	B1-U0-G2	12821	99	B1-U0-G2	13496	104	B1-U0-G2	14171	110	B1-U0-G3		3841	38	B0-U0-G1
			II-FR-HS	12081	93	B1-U0-G2	13042	101	B1-U0-G2	13728	106	B1-U0-G2	14414	111	B1-U0-G2		3906	39	B0-U0-G1
			III-M-HS	12016	93	B1-U0-G3	12971	100	B1-U0-G3	13654	106	B1-U0-G3	14337	111	B1-U0-G3		3885	38	B0-U0-G1
			III-W-HS	11760	91	B1-U0-G3	12696	98	B1-U0-G3	13364	103	B1-U0-G3	14032	108	B1-U0-G3		3803	38	B0-U0-G2
			IV-HS	12411	96	B1-U0-G2	13398	104	B1-U0-G3	14103	109	B1-U0-G3	14808	114	B1-U0-G3		4013	40	B0-U0-G1
			IV-FT-HS	11729	91	B1-U0-G3	12662	98	B1-U0-G3	13328	103	B1-U0-G3	13995	108	B1-U0-G4		3792	38	B0-U0-G2
80	700	173.6	II	20695	119	B3-U0-G3	22322	128	B3-U0-G3	23403	135	B3-U0-G3	24573	142	B3-U0-G3	N/A	N/A		
			II-FR	20732	119	B3-U0-G2	22381	129	B3-U0-G2	23559	136	B3-U0-G2	24736	142	B3-U0-G2				
			II-ML	20695	119	B4-U0-G4	22323	128	B4-U0-G4	23403	135	B4-U0-G4	24573	142	B4-U0-G4				
			III-M	20954	121	B3-U0-G3	22621	130	B3-U0-G3	23812	137	B3-U0-G3	25003	144	B3-U0-G4				
			III-W	19456	112	B3-U0-G4	21003	121	B3-U0-G4	22109	127	B3-U0-G4	23214	134	B3-U0-G4				
			IV	20797	120	B3-U0-G3	22451	129	B3-U0-G3	23633	136	B3-U0-G3	24814	143	B3-U0-G4				
			IV-FT	18945	109	B3-U0-G4	20452	118	B3-U0-G4	21528	124	B3-U0-G4	22604	130	B3-U0-G4				
			VSQ-N	21737	125	B4-U0-G2	23466	135	B4-U0-G2	24701	142	B4-U0-G2	25936	149	B4-U0-G2				
			VSQ-M	21314	123	B5-U0-G3	23010	133	B5-U0-G3	24221	140	B5-U0-G3	25432	146	B5-U0-G3				
			VSQ-W	20806	120	B5-U0-G3	22461	129	B5-U0-G4	23643	136	B5-U0-G4	24825	143	B5-U0-G4				
			IIHS	15062	87	B1-U0-G3	16260	94	B1-U0-G3	17115	99	B1-U0-G3	17971	104	B1-U0-G3				
			II-FR-HS	15321	88	B1-U0-G2	16539	95	B1-U0-G2	17410	100	B1-U0-G2	18280	105	B1-U0-G2				
			III-M-HS	15238	88	B1-U0-G3	16450	95	B1-U0-G3	17315	100	B1-U0-G3	18181	105	B1-U0-G4				
			III-W-HS	14915	86	B1-U0-G4	16101	93	B1-U0-G4	16948	98	B1-U0-G4	17796	103	B1-U0-G4				
			IV-HS	15739	91	B1-U0-G3	16991	98	B1-U0-G3	17885	103	B1-U0-G3	18780	108	B1-U0-G3				
			IV-FT-HS	14874	86	B1-U0-G4	16058	92	B1-U0-G4	16903	97	B1-U0-G4	17748	102	B1-U0-G4				
80	875	215.9	II	23798	110	B3-U0-G3	25691	119	B3-U0-G3	27043	125	B3-U0-G4	28395	132	B3-U0-G4	N/A	N/A		
			II-FR	23957	111	B3-U0-G2	25862	120	B3-U0-G2	27223	126	B3-U0-G2	28585	132	B4-U0-G2				
			II-ML	23799	110	B4-U0-G4	25692	119	B4-U0-G4	27044	125	B4-U0-G4	28396	132	B4-U0-G4				
			III-M	24214	112	B3-U0-G4	26140	121	B3-U0-G4	27516	127	B3-U0-G4	28892	134	B3-U0-G4				
			III-W	22482	104	B3-U0-G4	24270	112	B3-U0-G4	25548	118	B3-U0-G4	26825	124	B3-U0-G4				
			IV	24032	111	B3-U0-G3	25943	120	B3-U0-G4	27309	126	B3-U0-G4	28674	133	B3-U0-G4				
			IV-FT	21892	101	B3-U0-G4	23634	109	B3-U0-G5	24877	115	B3-U0-G5	26121	121	B3-U0-G5				
			VSQ-N	25118	116	B4-U0-G2	27116	126	B5-U0-G2	28543	132	B5-U0-G2	29970	139	B5-U0-G2				
			VSQ-M	24630	114	B5-U0-G3	26589	123	B5-U0-G3	27988	130	B5-U0-G3	29387	136	B5-U0-G3				
			VSQ-W	24042	111	B5-U0-G4	25954	120	B5-U0-G4	27321	127	B5-U0-G4	28686	133	B5-U0-G4				
			IIHS	17405	81	B1-U0-G3	18789	87	B1-U0-G3	19778	92	B1-U0-G4	20766	96	B2-U0-G4				
			II-FR-HS	17704	82	B1-U0-G2	19112	89	B1-U0-G2	20118	93	B1-U0-G2	21124	98	B1-U0-G2				
			III-M-HS	17608	82	B1-U0-G4	19008	88	B1-U0-G4	20009	93	B1-U0-G4	21009	97	B1-U0-G4				
			III-W-HS	17234	80	B1-U0-G4	18605	86	B1-U0-G4	19584	91	B1-U0-G4	20564	95	B1-U0-G4				
			IV-HS	18187	84	B1-U0-G3	19634	91	B1-U0-G4	20667	96	B1-U0-G4	21701	101	B1-U0-G4				
			IV-FT-HS	17188	80	B1-U0-G4	18555	86	B1-U0-G4	19532	90	B1-U0-G4	20509	95	B1-U0-G4				
80	1050	256.4	II	27354	107	B3-U0-G4	29330	115	B4-U0-G4	31084	121	B4-U0-G4	32638	127	B4-U0-G4	N/A	N/A		
			II-FR	27536	107	B3-U0-G2	29727	116	B4-U0-G2	31291	122	B4-U0-G2	32856	128	B4-U0-G2				
			II-ML	27355	107	B4-U0-G4	29331	115	B5-U0-G5	31085	121	B5-U0-G5	32639	127	B5-U0-G5				
			III-M	27832	109	B3-U0-G4	30046	117	B3-U0-G4	31627	123	B4-U0-G4	33209	130	B4-U0-G4				
			III-W	25841	101	B3-U0-G4	27897	109	B3-U0-G4	29365	115	B3-U0-G5	30834	120	B3-U0-G5				
			IV	27622	108	B3-U0-G4	29820	116	B3-U0-G4	31389	122	B4-U0-G4	32959	129	B4-U0-G4				
			IV-FT	25163	98	B3-U0-G5	27165	106	B3-U0-G5	28595	112	B3-U0-G5	30024	117	B3-U0-G5				
			VSQ-N	28871	113	B5-U0-G2	31168	122	B5-U0-G2	32808	128	B5-U0-G2	34448	134	B5-U0-G2				
			VSQ-M	28310	110	B5-U0-G3	30561	119	B5-U0-G3	32170	125	B5-U0-G4	33779	132	B5-U0-G4				
			VSQ-W	27634	108	B5-U0-G4	29833	116	B5-U0-G4	31403	122	B5-U0-G5	32973	129	B5-U0-G5				
			IIHS	20005	78	B1-U0-G4	21596	84	B2-U0-G4	22733	89	B2-U0-G4	23870	93	B2-U0-G4				
			II-FR-HS																



SQUARE STRAIGHT STEEL POLE

SNTS 5"

FEATURES

Shaft

5" square, fabricated from high grade structural steel tube. Shaft conforms to ASTM-A-501-68 specifications. Meets or exceeds minimum yield strength of 46,000 P.S.I. Wall thickness 11 GA. (.120 wall) or 7 GA. (.180 wall) as specified. Reinforced hand hole is furnished with cover. Shaft is furnished with ground lug located inside pole on wall opposite hand hole.

Base Plate

Fabricated from structural quality hot rolled steel. Meets or exceeds minimum yield strength of 36,000 P.S.I. base telescopes and is circumferentially welded to pole shaft. Slotted bolt holes provide 1" flexibility on either side of bolt circle centerline.

Anchorage

(4) anchor bolts fabricated from hot rolled steel bar. Minimum yield strength of 50,000 P.S.I. bolts have "L" bend on one end and are threaded on the other. Bolts are fully galvanized and are furnished with two nuts and two washers.

Base Cover

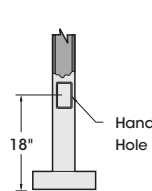
Fabricated from heavy gauge quality carbon steel. Two-piece cover conceals base.

Finish

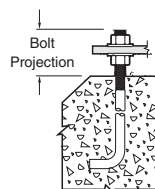
Electrostatically applied TGIC Polyester Powder Coat on substrate prepared with 20 PSI power wash at 140°F. Four step media blast and iron phosphate pretreatment for protection and paint adhesion. 400°F bake for maximum hardness and durability.

PROJECT NAME: _____

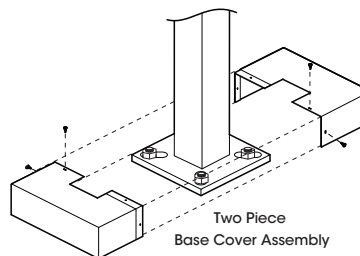
PROJECT TYPE: _____



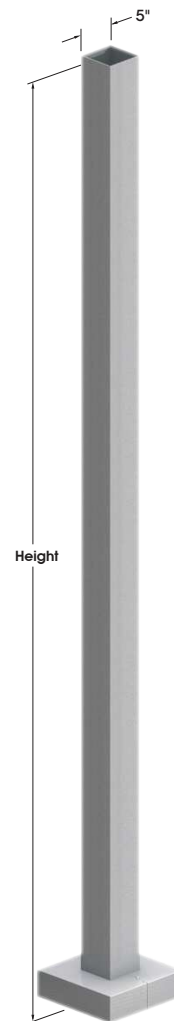
10 1/2" - 12 1/2" Dia.
Bolt Circle



Bolt Projection above grade:
Minimum 3 1/4"
Maximum 3 3/4"



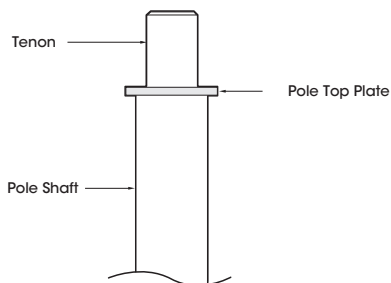
Two Piece
Base Cover Assembly



SNTS5

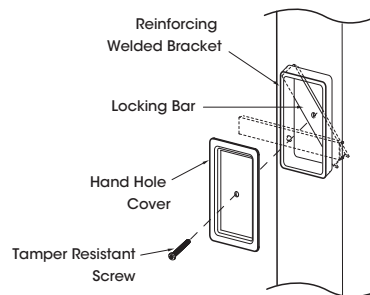
Pole Top Mount

PT23 - 2 3/8"X4" Tenon PT27 - 2 7/8"X4" Tenon



Hand Hole Cover

Reinforced hand hole w/tamper resistant bolt assembly





SNTS 5"

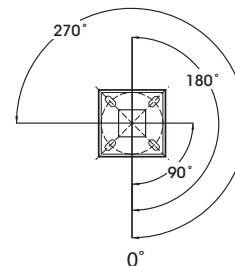
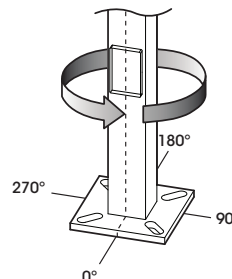
SPECIFICATIONS

Engineering Data
Maximum EPA - Square Feet

Model Number	Max. Fixture Weight	100 MPH	90 MPH	80 MPH	70 MPH
SNTS 185 - 11	400	10.9	14.5	20.2	27.0
SNTS 205 - 11	400	8.6	12.0	16.6	23.3
SNTS 205 - 7	450	15.7	19.2	25.1	31.2
SNTS 255 - 11	400	5.1	6.5	9.8	14.6
SNTS 255 - 7	400	9.4	12.4	17.0	23.8
SNTS 305 - 11	350	N/A	2.8	5.7	7.5
SNTS 305 - 7	375	5.6	8.7	12.1	18.2
SNTS 355 - 7	350	2.5	5.2	9.3	14.9

All above design calculations are based on sustained wind forces plus additional 1.3 wind gust
(Example: Pole rated at 80 MPH withstands 104 MPH gusts)

Drilled Side Mount
Specify drilling location using codes below.



ORDERING INFORMATION

Spec/Order Example: SNTS255-11/3-90/RAL-8019-S/RBC

Pole Model Number - SNTS 5"				Mounting	Finish	Options	
Pole Model Number - SNTS 5"				Mounting	Finish	Options	
	Pole Height	Wall Thickness	Bolt Circle	Anchorage	Arm Mount	Standard Smooth Finish	Receptacle
<input type="checkbox"/> SNTS 185 - 11	18'	11	11 1/2"	1"X36"X4"	<input type="checkbox"/> PT23 2 3/8" X 4" Tenon	<input type="checkbox"/> Black RAL-9005-S	<input type="checkbox"/> Duplex Receptacle DUP
<input type="checkbox"/> SNTS 205 - 11	20'	11	11 1/2"	1"X36"X4"	<input type="checkbox"/> PT27 2 7/8" X 4" Tenon	<input type="checkbox"/> White RAL-9003-S	<input type="checkbox"/> GFI Receptacle GFI
<input type="checkbox"/> SNTS 205 - 7	20'	7	11 1/2"	1"X36"X4"	<input type="checkbox"/> Other Tenon Mt _____	<input type="checkbox"/> Grey RAL-7004-S	<input type="checkbox"/> 3 Way Adapter T3120
<input type="checkbox"/> SNTS 255 - 11	25'	11	11 1/2"	1"X36"X4"	Drill Mount	<input type="checkbox"/> Dark Bronze RAL-8019-S	Coupling
<input type="checkbox"/> SNTS 255 - 7	25'	7	11 1/2"	1"X36"X4"	<input type="checkbox"/> 1	<input type="checkbox"/> Green RAL-6005-S	<input type="checkbox"/> 1/2" Coupling CPLN1/2
<input type="checkbox"/> SNTS 305 - 11	30'	11	11 1/2"	1"X36"X4"	<input type="checkbox"/> 2-180	STD FINISH = Specify	<input type="checkbox"/> 3/4" Coupling CPLN3/4
<input type="checkbox"/> SNTS 305 - 7	30'	7	11 1/2"	1"X36"X4"	<input type="checkbox"/> 2-90		<input type="checkbox"/> 2" Coupling CPLN2
<input type="checkbox"/> SNTS 305 - 7	30'	7	11 1/2"	1"X36"X4"	<input type="checkbox"/> 3-90		Specify Coupling location
<input type="checkbox"/> SNTS 355 - 7	35'	7	11 1/2"	1"X36"X4"	<input type="checkbox"/> 4-90		Refer to the Accessories Section for other options
					<input type="checkbox"/> 3-120		
<input type="checkbox"/> Specify other heights _____				3-120 requires PT27 and T3120 Adapter	All Steel Poles supplied with Smooth Finish See USALTG.COM for additional colors		





AREA & ROADWAY LIGHTING

VALULUME SERIES - LED RECTILINEAR AREA LUMINAIRE

Luminaire

Heavy cast, low copper aluminum assembly (A356 alloy, <.2% copper) minimum wall thickness .188" with integral cooling ribs surrounding the electrical compartment. LED Module mounting area is machined to within a 0.002" surface flatness variance for maximum surface contact and thermal conductivity from the LED modules to the radiating fins. Passive radiating fins above the LED Optics provide superior thermal management and long LED life. The optical and electrical compartments are integrated with the support arm to create one assembly. Cast and hinged driver compartment cover provides access to the drivers and wiring.

PLED® Optics

Emitters (LED's) are arrayed on a metal core PCB panel with each emitter located on a copper thermal transfer pad and enclosed by an LED refractor. LED optics completely seal each individual emitter to meet an IP66 rating. In asymmetric distributions, a micro-reflector inside the refractor re-directs the house side emitter output towards the street side and functions as a house side shielding element. Refractors are injection molded optical acrylic. Each LED refractor is sealed to the PCB over an emitter and all refractors are retained by an aluminum frame. Any one Panel, or group of Panels in a luminaire, have the same optical pattern. LED refractors produce standard and specialized street, site, and area distributions. All distributions are Zero Uplight (U0), Full-Cutoff. Panels are field replaceable and field rotatable in 90° increments.

LED Emitters

High Power White LED's are driven between 350mA and 875mA for a maximum output of 2.5 Watts nominal. LED's are available in standard Neutral White (4000K), Cool White (5000K), or Warm White (2700K & 3000K). All Standard LED's have a minimum of 70 CRI. Consult Factory for other LED options. Lumen Maintenance of L94 at 60,000 hours (TM-21 calculated at 6x Test Time).

True Amber LED's TRA-True Amber LED's emit light in the amber spectral bandwidth centered on 585-590nm. True Amber has negligible blue light and is suitable for wildlife.

LED Driver(s)

Constant current electronic with a power factor of >.90 and a minimum operating temperature of -40°F/-40°C. Driver(s) is/are UL and cUL recognized and mounted directly against the Electrical Housing to facilitate thermal transfer, held down by universal clamps to facilitate easy removal. In-line terminal blocks facilitate wiring between the driver and optical arrays. Drivers accept an input of 120-277V, 50/60Hz or 347V-480V, 50,60Hz. (0 - 10V dimmable driver is standard. Driver has a minimum of 3KV internal surge protection. Luminaire supplied with 20KV surge protector for field accessible installation.)

Finish

Electrostatically applied TGIC Polyester Powder Coat on substrate prepared with 20 PSI power wash at 140°F. Four step media blast and iron phosphate pretreatment for protection and paint adhesion. 400°F bake for maximum hardness and durability.

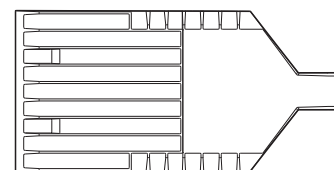
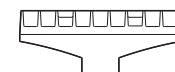
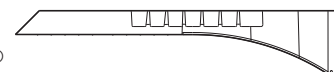
PROJECT NAME: _____

PROJECT TYPE: _____



VLL

TOP VIEW

15.25"
(387mm)31"
(787mm)6"
(152mm)

FRONT VIEW

SIDE VIEW



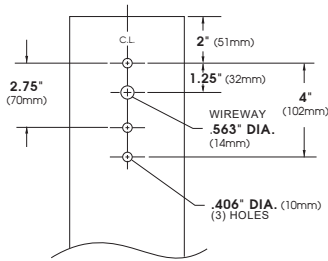
2022153



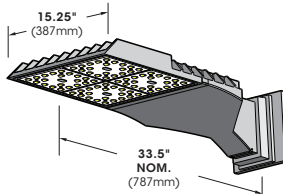
VLL SERIES - LED

SPECIFICATIONS

POLE DRILLING TEMPLATE

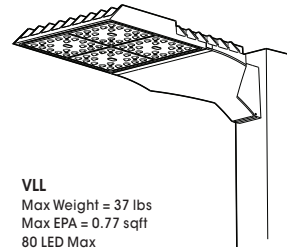


WALL MOUNT



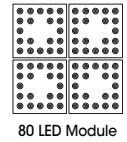
Extruded aluminum arm and cast aluminum Wall Bracket assembly provided with built in gasketed Wire access for Fixture/supply Wire connection.

EPA & WEIGHT




VLL
Max Weight = 37 lbs
Max EPA = 0.77 sqft
80 LED Max

PLED™ MODULES

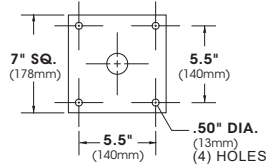


80 LED Module



40 LED Module

MOUNT PLATE



ORDERING INFORMATION

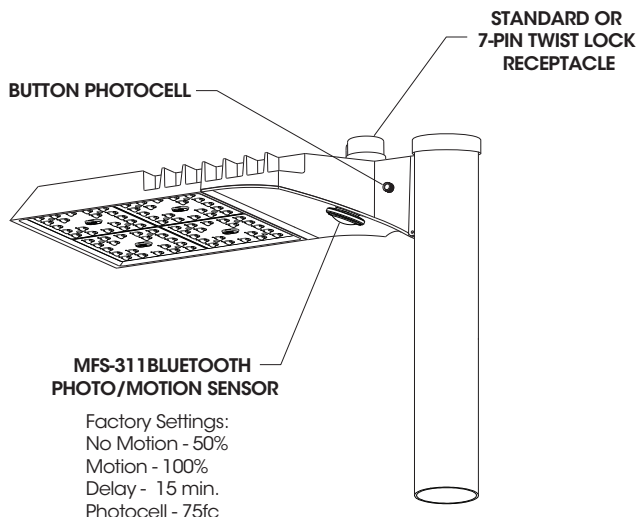
Spec/Order Example: VLL/PLED-III/80LED-525mA/30K/277/PC-T

Luminaire	Optics	LED Mode	Voltage	Mounting	Finish	Options
Luminaire	Optics	LED	Voltage	Mounting	Finish	Options
<input type="checkbox"/> VLL	PLED™ Distribution Type <input type="checkbox"/> Type II PLED-II <input type="checkbox"/> Type II Front Row PLED-II-FR <input type="checkbox"/> Type III Median Illuminator PLED-II-MIL <input checked="" type="checkbox"/> Type III Med. PLED-III <input type="checkbox"/> Type III Wide PLED-III-W <input type="checkbox"/> Type IV PLED-IV <input type="checkbox"/> Type IV PLED-IV-FT <input type="checkbox"/> Type V Narrow PLED-VSQ-N <input type="checkbox"/> Type V Med. PLED-V-SQ-M <input type="checkbox"/> Type V Wide PLED-V-SQ-W	# of LEDs <input type="checkbox"/> 80LED <input checked="" type="checkbox"/> 40LED Drive Current <input checked="" type="checkbox"/> 1050mA <input type="checkbox"/> 875mA <input type="checkbox"/> 700mA <input type="checkbox"/> 525mA <input type="checkbox"/> 350mA Color Temp - CCT <input type="checkbox"/> 27K (2700K) <input type="checkbox"/> 30K (3000K) <input type="checkbox"/> 40K (4000K) <input type="checkbox"/> 50K (5000K) <input type="checkbox"/> TRA True Amber ¹ Consult Factory for Other LED Color, CCT, & CRI Options NOTES: 1- Available in 350mA & 525mA drive currents only Consult Factory for Other Drive Currents	<input type="checkbox"/> 120 <input type="checkbox"/> 208 <input type="checkbox"/> 240 <input type="checkbox"/> 277 <input type="checkbox"/> 347 <input type="checkbox"/> 480	Arm Mount <input checked="" type="checkbox"/> 1 <input type="checkbox"/> 2-180 <input type="checkbox"/> 2-90 <input type="checkbox"/> 3-90 <input type="checkbox"/> 3-120 <input type="checkbox"/> 4-90 Wall Mount <input type="checkbox"/> WM	Standard Textured Finish <input type="checkbox"/> Black RAL-9005-T <input type="checkbox"/> White RAL-9003-T <input type="checkbox"/> Grey RAL-7004-T <input type="checkbox"/> Dark Bronze RAL-8019-T <input type="checkbox"/> Green RAL-6005-T Premium Finishes <input type="checkbox"/> Rust <input type="checkbox"/> Patina Copper PC For smooth finish replace suffix "T" with suffix "S" (Example: RAL-9500-S) Consult factor for custom colors	<input type="checkbox"/> Internal House Side Shield inc. LED Count (Example: HS-PLED/48) HS-PLED <input type="checkbox"/> External Glare Shield 4 Sided EGS4 <input type="checkbox"/> External Glare Shield 3 Sided Rear Wedge EGS3W <input type="checkbox"/> Round Pole Adapter RPA <input type="checkbox"/> Twist Lock Receptacle Only TPR <input type="checkbox"/> 7-Pin Twist Lock Receptacle Only TPR7 <input type="checkbox"/> High-Low Dimming for Switch by Others/Select Levels 50/100 or 25/100 (Example: HLSW/25) HLSW <input type="checkbox"/> Photo Cell + Voltage (Example: PC120V) PC+V <input type="checkbox"/> Single Fuse (120V, 277V) SF <input type="checkbox"/> Double Fuse (208V, 240V) DF <input type="checkbox"/> Blue-Tooth Programmable Photo/Motion Sensor (Factory - Motion 50/100, Photo 75c) MS-F311



VLL SERIES - LED

OPTIONS



Sensors can be Field Programmed With Bluetooth App

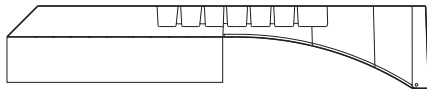
High Low Dimming For Switches (HLSW)

The HLSW is a Small Electronic Switch which Provides High Low Dimming Control Through the LED Driver's 0-10V Control. Switching is Done by Adding a Secondary AC Switched Hot Trigger Line to the HLSW in Addition to the Normal AC Power Line. When the Secondary Trigger Line is Powered, the Fixture will go to 100% Dimming. With no Power to the Trigger, the Fixture will operate at 50% or 25% Dimming. Switches for the Trigger Line can be a Normal AC Switch/Breaker or Timed Switch/Breaker.

Wireless and Other Fixture Controls

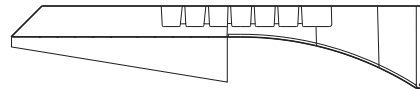
Contact Factory for Wireless and Other Fixture Controls and Recommendations. Most Controls Can be Integrated and Factory Installed.

External Glare Shields



EGS4 - 4 Sided Shield - 3" Deep

Minimum Cutoff = 12°
Average Cutoff = 23°



EGS3W - 3 Sided Shield - 3" Rear Depth

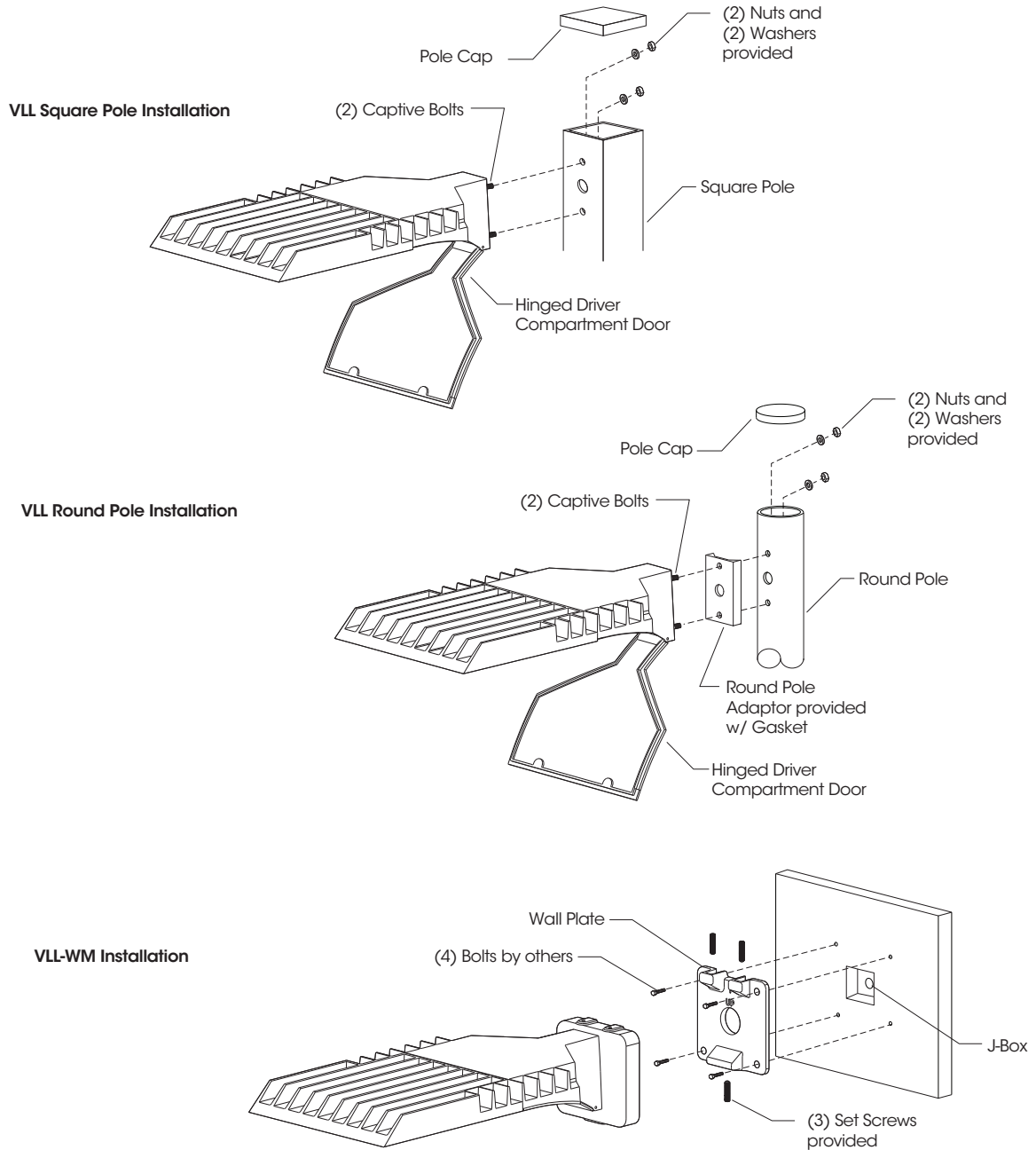
Minimum Rear Cutoff = 12°
Average Rear Cutoff = 23°
Minimum Side Cutoff = 4°
Average Side Cutoff = 16°

Glare Shields are rotatable on VLL. Consult factory for custom applications.



VLL SERIES - LED

INSTALLATION DETAIL





VLL SERIES - LED

PHOTOMETRIC DATA GUIDE - LM-80 LUMEN MAINTENANCE

LED Life / Operating Hours	Lumen Depreciation	Lumen Depreciation Scale Factor
60,000 (10x Test Time Calculated)	L94	0.94x
100,000 (Theoretical Calculated)	L92	0.92x
150,000 (Theoretical Calculated)	L89	0.89x

Lumen Depreciation Calculations Done in Accordance With IESNA TM-21 & LM-80 (25°C Ambient)
TM-21 6x Test Time Dictates that L94 > 60,000 Hours.

ELECTRICAL DATA GUIDE - AMPERAGE CHARTS

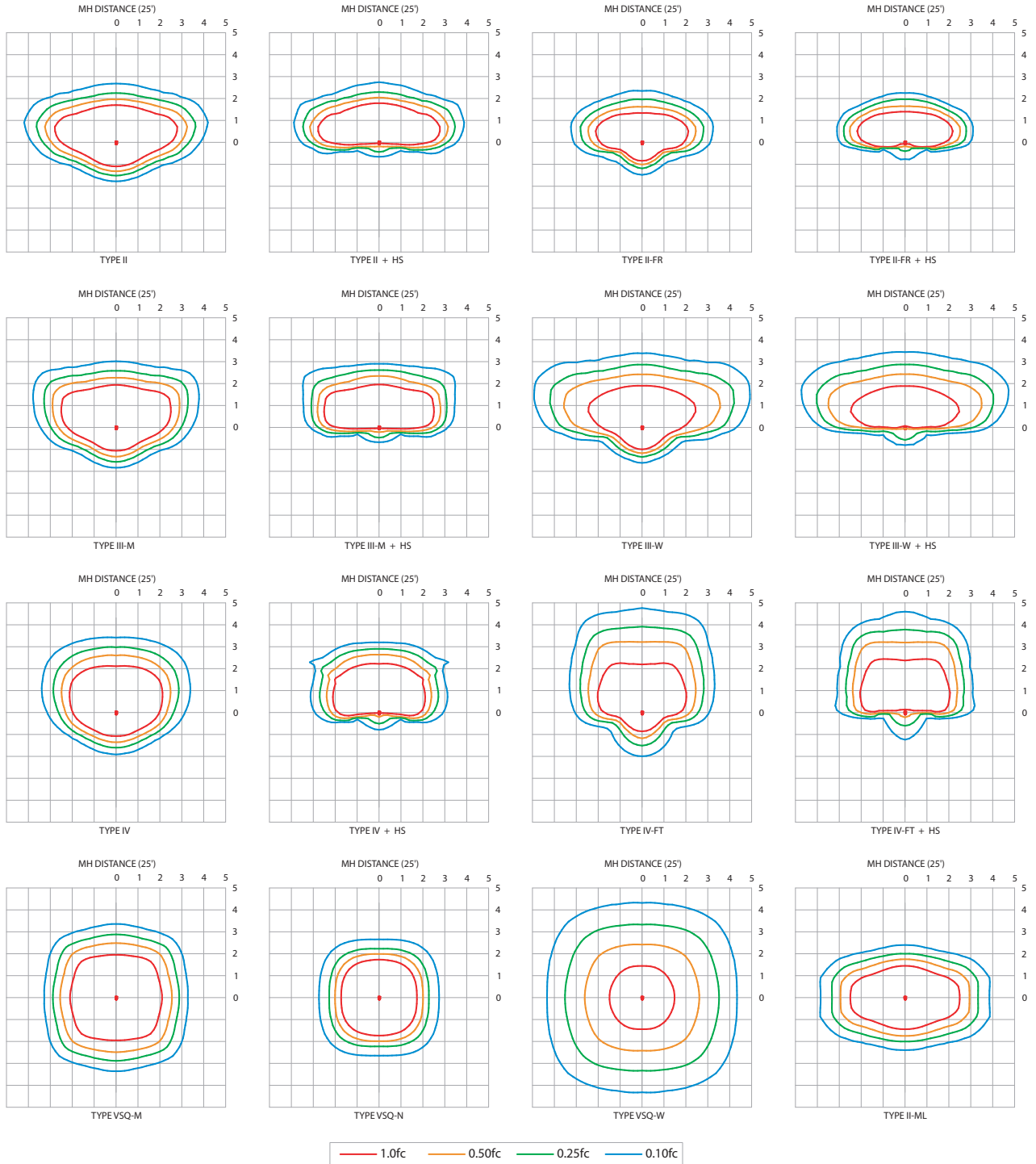
# of LEDs	mA	System Watts	120V	208V	277V	347V	480V
40	350	43	0.36	0.21	0.15	0.12	0.09
40	525	65	0.54	0.31	0.23	0.19	0.13
40	700	87	0.72	0.42	0.31	0.25	0.18
40	875	108	0.90	0.52	0.39	0.31	0.23
40	1050	128	1.07	0.62	0.46	0.37	0.27
80	350	85	0.71	0.41	0.31	0.25	0.18
80	525	129	1.08	0.62	0.47	0.37	0.27
80	700	174	1.45	0.83	0.63	0.50	0.36
80	875	216	1.80	1.04	0.78	0.62	0.45
80	1050	256	2.14	1.23	0.93	0.74	0.53



VLL SERIES - LED

PHOTOMETRIC DATA GUIDE - ISOFOOTCANDLE PLOTS

VLL-PLED-80LED-700mA-40K - 25' Pole Height



IES File downloads for this product can be found at www.usalftg.com/downloads/asr.html



VLL SERIES - LED

PHOTOMETRIC DATA GUIDE - LUMEN TABLES (VLL-PLED)

VLL-PLED																							
LED Count	Drive Current (mA)	System Watts	Dist'n Type	27K (2700K - 70CRI)			30K (3000K - 70CRI)			40K (4000K - 70CRI)			50K (5000K - 70CRI)			System Watts	TRA (590nm)						
				LUMENS	LPW	BUG RATING	LUMENS	LPW	BUG RATING	LUMENS	LPW	BUG RATING	LUMENS	LPW	BUG RATING		LUMENS	LPW	BUG RATING				
40	350	42.7	II	5819	136	B2-U0-G1	6281	147	B2-U0-G1	6612	155	B2-U0-G2	6943	163	B2-U0-G2	33.0	2309	70	B1-U0-G1				
			IIFR	5858	137	B2-U0-G1	6324	148	B2-U0-G1	6657	156	B2-U0-G1	6990	164	B2-U0-G1		2325	70	B1-U0-G0				
			IIFML	5819	136	B3-U0-G3	6282	147	B3-U0-G3	6612	155	B3-U0-G3	6943	163	B3-U0-G3		2309	70	B1-U0-G1				
			IIIM	5921	139	B1-U0-G2	6392	150	B2-U0-G2	6728	158	B2-U0-G2	7065	165	B2-U0-G2		2349	71	B1-U0-G1				
			IIIW	5497	129	B1-U0-G2	5935	139	B1-U0-G2	6247	146	B1-U0-G2	6559	154	B1-U0-G2		2182	66	B1-U0-G1				
			IV	5876	138	B1-U0-G2	6344	149	B2-U0-G2	6677	156	B2-U0-G2	7011	164	B2-U0-G2		2332	71	B1-U0-G1				
			IVFT	5353	125	B1-U0-G2	5778	135	B1-U0-G2	6083	142	B1-U0-G2	6387	150	B1-U0-G2		2124	64	B1-U0-G1				
			VSQ-N	6141	144	B2-U0-G1	6630	155	B2-U0-G1	6979	163	B2-U0-G1	7328	172	B2-U0-G1		2438	74	B1-U0-G0				
			VSQ-M	6023	141	B3-U0-G1	6502	152	B3-U0-G1	6844	160	B3-U0-G1	7186	168	B3-U0-G1		2390	72	B2-U0-G1				
			VSQ-W	5879	138	B3-U0-G2	6346	149	B3-U0-G2	6680	156	B3-U0-G2	7015	164	B3-U0-G2		2333	71	B2-U0-G1				
			IHS	4256	100	B0-U0-G1	4594	108	B1-U0-G1	4836	113	B1-U0-G2	5077	119	B1-U0-G2		1689	51	B0-U0-G0				
			IIFRHS	4329	101	B0-U0-G1	4673	109	B0-U0-G1	4919	115	B0-U0-G1	5165	121	B0-U0-G1		1718	52	B0-U0-G0				
			IIIMHS	4305	101	B0-U0-G2	4647	109	B0-U0-G2	4892	115	B0-U0-G2	5137	120	B0-U0-G2		1708	52	B0-U0-G1				
			IIWHS	4214	99	B0-U0-G2	4550	107	B0-U0-G2	4789	112	B0-U0-G2	5028	118	B0-U0-G2		1673	51	B0-U0-G1				
			IVHS	4447	104	B0-U0-G1	4801	112	B0-U0-G2	5054	118	B0-U0-G2	5306	124	B0-U0-G2		1764	53	B0-U0-G1				
			IVFTHS	4203	98	B0-U0-G2	4537	106	B0-U0-G2	4776	112	B0-U0-G2	5015	117	B0-U0-G2		1668	51	B0-U0-G1				
			40	525	64.7	II	8396	130	B2-U0-G2	9064	140	B2-U0-G2	9541	147	B2-U0-G2		10017	155	B2-U0-G2	51.0	2715	53	B1-U0-G1
						IIFR	8452	131	B2-U0-G1	9125	141	B2-U0-G1	9605	148	B2-U0-G1		10085	156	B2-U0-G1		2733	54	B1-U0-G1
						IIFML	8396	130	B3-U0-G3	9064	140	B3-U0-G3	9541	147	B3-U0-G3		10018	155	B3-U0-G3		2715	53	B1-U0-G1
						IIIM	8543	132	B2-U0-G2	9223	143	B2-U0-G2	9708	150	B2-U0-G2		10194	158	B2-U0-G2		2762	54	B1-U0-G1
IIIW	7932	123				B2-U0-G2	8563	132	B2-U0-G2	9013	139	B2-U0-G3	9464	146	B2-U0-G3	2565	50	B1-U0-G1					
IV	8478	131				B2-U0-G2	9152	141	B2-U0-G2	9634	149	B2-U0-G2	10116	156	B2-U0-G2	2742	54	B1-U0-G1					
IVFT	7724	119				B2-U0-G3	8338	129	B2-U0-G3	8777	136	B2-U0-G3	9216	142	B2-U0-G3	2497	49	B1-U0-G1					
VSQ-N	8861	137				B3-U0-G1	9566	148	B3-U0-G1	10070	156	B3-U0-G1	10574	163	B3-U0-G1	2866	56	B1-U0-G0					
VSQ-M	8690	134				B3-U0-G2	9381	145	B3-U0-G2	9875	153	B3-U0-G2	10369	160	B3-U0-G2	2809	55	B2-U0-G1					
VSQ-W	8483	131				B4-U0-G2	9157	142	B4-U0-G2	9640	149	B4-U0-G3	10122	156	B4-U0-G3	2743	54	B2-U0-G1					
IHS	6141	95				B1-U0-G2	6629	102	B1-U0-G2	6978	108	B1-U0-G2	7327	113	B1-U0-G2	1985	39	B0-U0-G1					
IIFRHS	6246	97				B1-U0-G1	6743	104	B1-U0-G1	7098	110	B1-U0-G1	7453	115	B1-U0-G1	2020	40	B0-U0-G0					
IIIMHS	6212	96				B0-U0-G2	6706	104	B0-U0-G2	7060	109	B0-U0-G2	7412	115	B0-U0-G2	2009	39	B0-U0-G1					
IIWHS	6081	94				B0-U0-G2	6564	101	B0-U0-G2	6910	107	B0-U0-G2	7255	112	B0-U0-G2	1966	39	B0-U0-G1					
IVHS	6417	99				B0-U0-G2	6927	107	B0-U0-G2	7292	113	B0-U0-G2	7656	118	B1-U0-G2	2075	41	B0-U0-G1					
IVFTHS	6064	94				B0-U0-G2	6546	101	B0-U0-G2	6891	107	B1-U0-G2	7235	112	B1-U0-G3	1960	38	B0-U0-G1					
40	700	86.8				II	10669	123	B2-U0-G2	11518	133	B2-U0-G2	12124	140	B2-U0-G2	12730	147	B2-U0-G2	N/A		N/A		
						IIFR	10740	124	B2-U0-G1	11594	134	B3-U0-G1	12205	141	B3-U0-G1	12815	148	B3-U0-G1					
						IIFML	10669	123	B3-U0-G3	11518	133	B3-U0-G3	12124	140	B3-U0-G3	12731	147	B3-U0-G3					
						IIIM	10856	125	B2-U0-G2	11719	135	B2-U0-G2	12336	142	B2-U0-G2	12953	149	B2-U0-G2					
			IIIW	10079	116	B2-U0-G3	10880	125	B2-U0-G3	11453	132	B2-U0-G3	12026	139	B2-U0-G3								
			IV	10774	124	B2-U0-G2	11630	134	B2-U0-G2	12243	141	B2-U0-G2	12855	148	B2-U0-G2								
			IVFT	9814	113	B2-U0-G3	10595	122	B2-U0-G3	11153	128	B2-U0-G3	11710	135	B2-U0-G3								
			VSQ-N	11260	130	B3-U0-G1	12156	140	B3-U0-G1	12796	147	B3-U0-G1	13435	155	B3-U0-G1								
			VSQ-M	11042	127	B4-U0-G2	11920	137	B4-U0-G2	12548	145	B4-U0-G2	13175	152	B4-U0-G2								
			VSQ-W	10778	124	B4-U0-G3	11636	134	B4-U0-G3	12248	141	B4-U0-G3	12860	148	B4-U0-G3								
			IHS	7803	90	B1-U0-G2	8423	97	B1-U0-G2	8866	102	B1-U0-G2	9310	107	B1-U0-G2								
			IIFRHS	7937	91	B1-U0-G1	8568	99	B1-U0-G1	9019	104	B1-U0-G1	9470	109	B1-U0-G1								
			IIIMHS	7893	91	B1-U0-G2	8521	98	B1-U0-G2	8970	103	B1-U0-G2	9418	109	B1-U0-G2								
			IIWHS	7726	89	B0-U0-G2	8341	96	B1-U0-G2	8780	101	B1-U0-G2	9218	106	B1-U0-G2								
			IVHS	8153	94	B1-U0-G2	8802	101	B1-U0-G2	9265	107	B1-U0-G2	9728	112	B1-U0-G2								
			IVFTHS	7705	89	B1-U0-G3	8318	96	B1-U0-G3	8756	101	B1-U0-G3	9194	106	B1-U0-G3								
			40	875	108.0	II	12366	114	B2-U0-G2	13349	124	B2-U0-G2	14052	130	B2-U0-G2	14754	137	B3-U0-G2		N/A		N/A	
						IIFR	12448	115	B3-U0-G1	13439	124	B3-U0-G1	14146	131	B3-U0-G1	14853	138	B3-U0-G2					
						IIFML	12366	115	B3-U0-G3	13349	124	B3-U0-G3	14052	130	B3-U0-G3	14755	137	B4-U0-G4					
						IIIM	12581	116	B2-U0-G2	13582	126	B2-U0-G2	14297	132	B2-U0-G2	15012	139	B2-U0-G2					
IIIW	11682	108				B2-U0-G3	12611	117	B2-U0-G3	13275	123	B2-U0-G3	13939	129	B2-U0-G3								
IV	12487	116				B2-U0-G2	13480	125	B2-U0-G2	14189	131	B2-U0-G2	14899	138	B2-U0-G2								
IVFT	11375	105				B2-U0-G3	12280	114	B2-U0-G3	12926	120	B2-U0-G3	13573	126	B2-U0-G3								
VSQ-N	13051	121				B3-U0-G1	14089	130	B3-U0-G1	14830	137	B3-U0-G1	15572	144	B3-U0-G1								
VSQ-M	12798	118				B4-U0-G2	13816	128	B4-U0-G2	14543	135	B4-U0-G2	15270	141	B4-U0-G2								
VSQ-W	12492	116				B4-U0-G3	13486	125	B4-U0-G3	14196	131	B4-U0-G3	14905	138	B4-U0-G3								
IHS	9044	84				B1-U0-G2	9763	90	B1-U0-G2	10277	95	B1-U0-G2	10791	100	B1-U0-G2								
IIFRHS	9199	85				B1-U0-G1	9930	92	B1-U0-G1	10453	97	B1-U0-G1	10976	102	B1-U0-G1								
IIIMHS	9149	85				B1-U0-G2	9876	91	B1-U0-G2	10396	96	B1-U0-G2	10916	101	B1-U0-G2								
IIWHS	8955	83				B1-U0-G2	9667	90	B1-U0-G3	10176	94	B1-U0-G3	10685	99	B1-U0-G3								
IVHS	9450	87				B1-U0-G2	10201	94	B1-U0-G2	10738	99	B1-U0-G2	11275	104	B1-U0-G2								
IVFTHS	8931	83				B1-U0-G3	9641	89	B1-U0-G3	10149	94	B1-U0-G3	10666	99	B1-U0-G3								
40	1050	128.2				II	14213	111	B2-U0-G2	15344	120	B3-U0-G2	16151	126	B3-U0-G3	16959	132	B3-U0-G3	N/A		N/A		
						IIFR	14308	112	B3-U0-G1	15446	120	B3-U0-G2	16259	127	B3-U0-G2	17072	133	B3-U0-G2					
						IIFML	14214	111	B3-U0-G3	15344	120	B4-U0-G4	16152	126	B4-U0-G4	16959	132	B4-U0-G4					
						IIIM	14461	113	B2-U0-G2	15612	122	B3-U0-G2	16433	128	B3-U0-G3	17255	135	B3-U0-G3					
			IIIW	13427	105	B2-U0-G3	14495	113	B2-U0-G3	15258	119	B2-U0-G3	16021	125	B3-U0-G3								
			IV	14352	112	B2-U0-G2	15494	121	B3-U0-G2	16309	127	B3-U0-G3	17125	134	B3-U0-G3								
			IVFT	13075	102	B2-U0-G3	14115	110	B2-U0-G3	14858	116	B3-U0-G3	15601	122	B3-U0-G3								
			VSQ-N	15001	117	B3-U0-G1	16194	126	B4-U0-G1	17046	133	B4-U0-G2	17899	140	B4-U0-G2								
			VSQ-M	14710	115	B4-U0-G2	15880	124	B4-U0-G2	16716	130	B4-U0-G2	17552	137	B4-U0-G2								
			VSQ-W	14359	112	B4-U0-G3	15501	121	B4-U0-G3	16317	127	B4-U0-G3	17132	134	B5-U0-G3								
			IHS	10395	81	B1-U0-G2	11222	88	B1-U0-G2	11813	92	B1-U0-G2	12403	97	B1-U0-G2								
			IIFRHS	10573	82	B1-U0-G1	11414	89	B1-U0-G2	12015	94	B1-U0-G2	12616	98	B1-U0-G2								
			IIIMHS	10516	82	B1																	



VLL SERIES - LED

PHOTOMETRIC DATA GUIDE - LUMEN TABLES (VLL-PLED)

VLL-PLED																							
LED Count	Drive Current (mA)	System Watts	Dist'n Type	27K (2700K - 70CRI)			30K (3000K - 70CRI)			40K (4000K - 70CRI)			50K (5000K - 70CRI)			System Watts	TRA (590nm)						
				LUMENS	LPW	BUG RATING	LUMENS	LPW	BUG RATING	LUMENS	LPW	BUG RATING	LUMENS	LPW	BUG RATING		LUMENS	LPW	BUG RATING				
80	350	85.4	II	11277	132	B2-U0-G2	12174	143	B2-U0-G2	12814	150	B2-U0-G2	13455	158	B2-U0-G2	67.0	4475	67	B1-U0-G1				
			II-FR	11352	133	B3-U0-G1	12256	144	B3-U0-G1	12901	151	B3-U0-G1	13546	159	B3-U0-G1		4504	67	B1-U0-G1				
			II-ML	11277	132	B3-U0-G3	12175	143	B3-U0-G3	12815	150	B3-U0-G3	13456	158	B3-U0-G3		4475	67	B2-U0-G2				
			IIIM	11474	134	B2-U0-G2	12387	145	B2-U0-G2	13039	153	B2-U0-G2	13691	160	B2-U0-G2		4553	68	B1-U0-G1				
			IIIW	10654	125	B2-U0-G3	11501	135	B2-U0-G3	12106	142	B2-U0-G3	12712	149	B2-U0-G3		4228	63	B1-U0-G2				
			IV	11388	133	B2-U0-G2	12294	144	B2-U0-G2	12941	152	B2-U0-G2	13588	159	B2-U0-G2		4518	67	B1-U0-G1				
			IV-FT	10374	121	B2-U0-G3	11199	131	B2-U0-G3	11788	138	B2-U0-G3	12377	145	B2-U0-G3		4117	61	B1-U0-G1				
			VSQ-N	11902	139	B3-U0-G1	12849	150	B3-U0-G1	13525	158	B3-U0-G1	14202	166	B3-U0-G1		4723	70	B2-U0-G1				
			VSQ-M	11671	137	B4-U0-G2	12600	148	B4-U0-G2	13263	155	B4-U0-G2	13927	163	B4-U0-G2		4631	69	B3-U0-G1				
			VSQ-W	11392	133	B4-U0-G3	12299	144	B4-U0-G3	12946	152	B4-U0-G3	13593	159	B4-U0-G3		4520	67	B3-U0-G2				
			IIHS	8247	97	B1-U0-G2	8903	104	B1-U0-G2	9372	110	B1-U0-G2	9840	115	B1-U0-G2		3273	49	B0-U0-G1				
			II-FR-HS	8389	98	B1-U0-G1	9056	106	B1-U0-G1	9533	112	B1-U0-G1	10009	117	B1-U0-G1		3329	50	B0-U0-G1				
			IIIM-HS	8344	98	B1-U0-G2	9007	105	B1-U0-G2	9482	111	B1-U0-G2	9956	117	B1-U0-G2		3311	49	B0-U0-G1				
			IIIW-HS	8167	96	B1-U0-G2	8817	103	B1-U0-G2	9281	109	B1-U0-G2	9745	114	B1-U0-G2		3240	48	B0-U0-G1				
			IV-HS	8618	101	B1-U0-G2	9304	109	B1-U0-G2	9793	115	B1-U0-G2	10283	120	B1-U0-G2		3420	51	B0-U0-G1				
			IV-FT-HS	8144	95	B1-U0-G3	8792	103	B1-U0-G3	9255	108	B1-U0-G3	9718	114	B1-U0-G3		3232	48	B0-U0-G2				
			80	525	129.4	II	16239	125	B3-U0-G3	17531	135	B3-U0-G3	18454	143	B3-U0-G3		19377	150	B3-U0-G3	101.0	5251	52	B1-U0-G1
						II-FR	16348	126	B3-U0-G2	17648	136	B3-U0-G2	18577	144	B3-U0-G2		19506	151	B3-U0-G2		5286	52	B1-U0-G1
II-ML	16240	126				B4-U0-G4	17532	135	B4-U0-G4	18454	143	B4-U0-G4	19377	150	B4-U0-G4	5251	52	B2-U0-G2					
IIIM	16523	128				B3-U0-G3	17837	138	B3-U0-G3	18776	145	B3-U0-G3	19715	152	B3-U0-G3	5343	53	B1-U0-G2					
IIIW	15341	119				B2-U0-G3	16562	128	B2-U0-G3	17433	135	B2-U0-G3	18305	141	B2-U0-G3	4961	49	B1-U0-G2					
IV	16398	127				B3-U0-G3	17703	137	B3-U0-G3	18635	144	B3-U0-G3	19566	151	B3-U0-G3	5302	52	B1-U0-G1					
IV-FT	14938	115				B3-U0-G3	16127	125	B3-U0-G3	16976	131	B3-U0-G3	17824	138	B3-U0-G3	4830	48	B1-U0-G2					
VSQ-N	17140	132				B4-U0-G2	18504	143	B4-U0-G2	19477	151	B4-U0-G2	20451	158	B4-U0-G2	5542	55	B2-U0-G1					
VSQ-M	16807	130				B4-U0-G2	18144	140	B4-U0-G2	19099	148	B4-U0-G2	20053	155	B4-U0-G2	5434	54	B3-U0-G1					
VSQ-W	16406	127				B4-U0-G3	17711	137	B5-U0-G3	18643	144	B5-U0-G3	19575	151	B5-U0-G3	5304	53	B3-U0-G2					
IIHS	11877	92				B1-U0-G2	12821	99	B1-U0-G2	13496	104	B1-U0-G2	14171	110	B1-U0-G2	3841	38	B0-U0-G1					
II-FR-HS	12081	93				B1-U0-G2	13042	101	B1-U0-G2	13728	106	B1-U0-G2	14414	111	B1-U0-G2	3906	39	B0-U0-G1					
IIIM-HS	12016	93				B1-U0-G3	12971	100	B1-U0-G3	13654	106	B1-U0-G3	14337	111	B1-U0-G3	3885	38	B0-U0-G1					
IIIW-HS	11760	91				B1-U0-G3	12696	98	B1-U0-G3	13364	103	B1-U0-G3	14032	108	B1-U0-G3	3803	38	B0-U0-G2					
IV-HS	12411	96				B1-U0-G2	13398	104	B1-U0-G2	14103	109	B1-U0-G2	14808	114	B1-U0-G2	4013	40	B0-U0-G1					
IV-FT-HS	11729	91				B1-U0-G3	12662	98	B1-U0-G3	13328	103	B1-U0-G3	13995	108	B1-U0-G3	3792	38	B0-U0-G2					
80	700	173.6				II	20595	119	B3-U0-G3	22322	128	B3-U0-G3	23403	135	B3-U0-G3	24573	142	B3-U0-G3	N/A		N/A		
						II-FR	20732	119	B3-U0-G2	22381	129	B3-U0-G2	23559	136	B3-U0-G2	24736	142	B3-U0-G2					
			II-ML	20595	119	B4-U0-G4	22323	128	B4-U0-G4	23403	135	B4-U0-G4	24573	142	B4-U0-G4								
			IIIM	20954	121	B3-U0-G3	22621	130	B3-U0-G3	23812	137	B3-U0-G3	25003	144	B3-U0-G3								
			IIIW	19456	112	B3-U0-G4	21003	121	B3-U0-G4	22109	127	B3-U0-G4	23214	134	B3-U0-G4								
			IV	20797	120	B3-U0-G3	22451	129	B3-U0-G3	23633	136	B3-U0-G3	24814	143	B3-U0-G3								
			IV-FT	18945	109	B3-U0-G4	20452	118	B3-U0-G4	21528	124	B3-U0-G4	22604	130	B3-U0-G4								
			VSQ-N	21737	125	B4-U0-G2	23466	135	B4-U0-G2	24701	142	B4-U0-G2	25936	149	B4-U0-G2								
			VSQ-M	21314	123	B5-U0-G3	23010	133	B5-U0-G3	24221	140	B5-U0-G3	25432	146	B5-U0-G3								
			VSQ-W	20806	120	B5-U0-G3	22461	129	B5-U0-G3	23643	136	B5-U0-G3	24825	143	B5-U0-G3								
			IIHS	15062	87	B1-U0-G3	16260	94	B1-U0-G3	17115	99	B1-U0-G3	17971	104	B1-U0-G3								
			II-FR-HS	15321	88	B1-U0-G2	16539	95	B1-U0-G2	17410	100	B1-U0-G2	18280	105	B1-U0-G2								
			IIIM-HS	15238	88	B1-U0-G3	16450	95	B1-U0-G3	17315	100	B1-U0-G3	18181	105	B1-U0-G3								
			IIIW-HS	14915	86	B1-U0-G4	16101	93	B1-U0-G4	16948	98	B1-U0-G4	17796	103	B1-U0-G4								
			IV-HS	15739	91	B1-U0-G3	16991	98	B1-U0-G3	17885	103	B1-U0-G3	18780	108	B1-U0-G3								
			IV-FT-HS	14874	86	B1-U0-G4	16058	92	B1-U0-G4	16903	97	B1-U0-G4	17748	102	B1-U0-G4								
			80	875	215.9	II	23798	110	B3-U0-G3	25691	119	B3-U0-G3	27043	125	B3-U0-G3	28395	132	B3-U0-G3		N/A		N/A	
						II-FR	23957	111	B3-U0-G2	25862	120	B3-U0-G2	27223	126	B3-U0-G2	28585	132	B3-U0-G2					
II-ML	23799	110				B4-U0-G4	25692	119	B4-U0-G4	27044	125	B4-U0-G4	28396	132	B4-U0-G4								
IIIM	24214	112				B3-U0-G4	26140	121	B3-U0-G4	27516	127	B3-U0-G4	28892	134	B3-U0-G4								
IIIW	22482	104				B3-U0-G4	24270	112	B3-U0-G4	25548	118	B3-U0-G4	26825	124	B3-U0-G4								
IV	24032	111				B3-U0-G3	25943	120	B3-U0-G3	27309	126	B3-U0-G3	28674	133	B3-U0-G3								
IV-FT	21892	101				B3-U0-G4	23634	109	B3-U0-G5	24877	115	B3-U0-G5	26121	121	B3-U0-G5								
VSQ-N	25118	116				B4-U0-G2	27116	126	B5-U0-G2	28543	132	B5-U0-G2	29970	139	B5-U0-G2								
VSQ-M	24630	114				B5-U0-G3	26589	123	B5-U0-G3	27988	130	B5-U0-G3	29387	136	B5-U0-G3								
VSQ-W	24042	111				B5-U0-G4	25954	120	B5-U0-G4	27321	127	B5-U0-G4	28686	133	B5-U0-G4								
IIHS	17405	81				B1-U0-G3	18789	87	B1-U0-G3	19778	92	B1-U0-G3	20766	96	B2-U0-G4								
II-FR-HS	17704	82				B1-U0-G2	19112	89	B1-U0-G2	20118	93	B1-U0-G2	21124	98	B1-U0-G2								
IIIM-HS	17608	82				B1-U0-G4	19008	88	B1-U0-G4	20009	93	B1-U0-G4	21009	97	B1-U0-G4								
IIIW-HS	17234	80				B1-U0-G4	18605	86	B1-U0-G4	19584	91	B1-U0-G4	20564	95	B1-U0-G4								
IV-HS	18187	84				B1-U0-G3	19634	91	B1-U0-G4	20667	96	B1-U0-G4	21701	101	B1-U0-G4								
IV-FT-HS	17188	80				B1-U0-G4	18555	86	B1-U0-G4	19532	90	B1-U0-G4	20509	95	B1-U0-G4								
80	1050	256.4				II	27354	107	B3-U0-G4	29330	115	B4-U0-G4	31084	121	B4-U0-G4	32638	127	B4-U0-G4	N/A		N/A		
						II-FR	27536	107	B3-U0-G2	29727	116	B4-U0-G2	31291	122	B4-U0-G2	32856	128	B4-U0-G2					
			II-ML	27355	107	B4-U0-G4	29331	115	B5-U0-G5	31085	121	B5-U0-G5	32639	127	B5-U0-G5								
			IIIM	27832	109	B3-U0-G4	30046	117	B3-U0-G4	31627	123	B4-U0-G4	33209	130	B4-U0-G4								
			IIIW	25841	101	B3-U0-G4	27897	109	B3-U0-G4	29365	115	B3-U0-G5	30834	120	B3-U0-G5								
			IV	27622	108	B3-U0-G4	29820	116	B3-U0-G4	31389	122	B4-U0-G4	32959	129	B4-U0-G4								
			IV-FT	25163	98	B3-U0-G5	27165	106	B3-U0-G5	28595	112	B3-U0-G5	30024	117	B3-U0-G5								
			VSQ-N	28871	113	B5-U0-G2	31168	122	B5-U0-G2	32808	128	B5-U0-G2	34448	134	B5-U0-G2								
			VSQ-M	28310	110	B5-U0-G3	30561	119	B5-U0-G3	32170	125	B5-U0-G4	33779	132	B5-U0-G4								
			VSQ-W	27634	108	B5-U0-G4	29833	116	B5-U0-G4	31403	122	B5-U0-G5	32973	129	B5-U0-G5								
			IIHS	20005	78	B1-U0-G4	21596	84	B2-U0-G4	22733	89	B2-U0-G4	23870	93	B2-U0-G4								



SQUARE STRAIGHT STEEL POLE

SNTS 5"

FEATURES

Shaft

5" square, fabricated from high grade structural steel tube. Shaft conforms to ASTM-A-501-68 specifications. Meets or exceeds minimum yield strength of 46,000 P.S.I. Wall thickness 11 GA. (.120 wall) or 7 GA. (.180 wall) as specified. Reinforced hand hole is furnished with cover. Shaft is furnished with ground lug located inside pole on wall opposite hand hole.

Base Plate

Fabricated from structural quality hot rolled steel. Meets or exceeds minimum yield strength of 36,000 P.S.I. base telescopes and is circumferentially welded to pole shaft. Slotted bolt holes provide 1" flexibility on either side of bolt circle centerline.

Anchorage

(4) anchor bolts fabricated from hot rolled steel bar. Minimum yield strength of 50,000 P.S.I. bolts have "L" bend on one end and are threaded on the other. Bolts are fully galvanized and are furnished with two nuts and two washers.

Base Cover

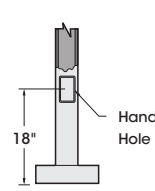
Fabricated from heavy gauge quality carbon steel. Two-piece cover conceals base.

Finish

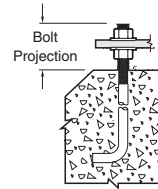
Electrostatically applied TGIC Polyester Powder Coat on substrate prepared with 20 PSI power wash at 140°F. Four step media blast and iron phosphate pretreatment for protection and paint adhesion. 400°F bake for maximum hardness and durability.

PROJECT NAME: _____

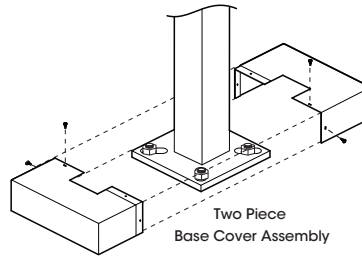
PROJECT TYPE: _____



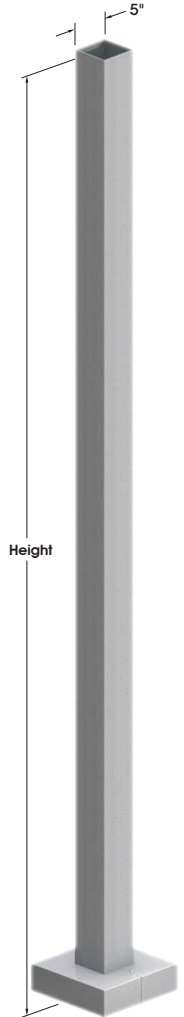
10 1/2" - 12 1/2" Dia.
Bolt Circle



Bolt Projection above grade:
Minimum 3 1/4"
Maximum 3 3/4"



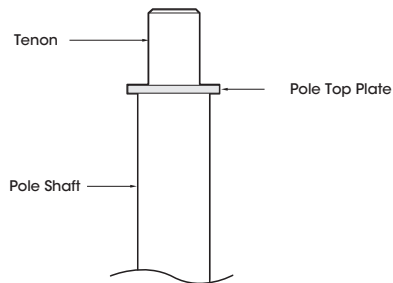
Two Piece
Base Cover Assembly



SNTS5

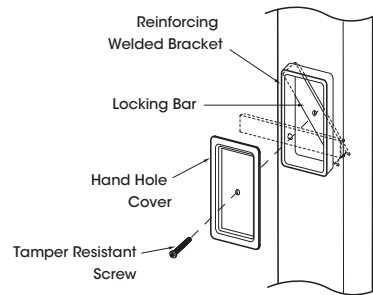
Pole Top Mount

PT23 - 2 3/8" X 4" Tenon PT27 - 2 7/8" X 4" Tenon



Hand Hole Cover

Reinforced hand hole w/tamper resistant bolt assembly





SNTS 5"

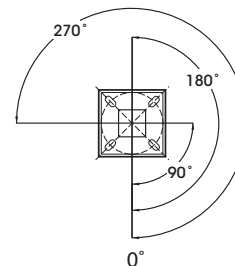
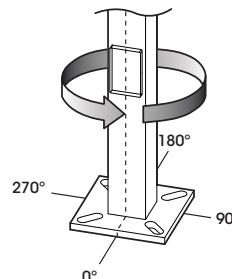
SPECIFICATIONS

Engineering Data
Maximum EPA - Square Feet

Model Number	Max. Fixture Weight	100 MPH	90 MPH	80 MPH	70 MPH
SNTS 185 - 11	400	10.9	14.5	20.2	27.0
SNTS 205 - 11	400	8.6	12.0	16.6	23.3
SNTS 205 - 7	450	15.7	19.2	25.1	31.2
SNTS 255 - 11	400	5.1	6.5	9.8	14.6
SNTS 255 - 7	400	9.4	12.4	17.0	23.8
SNTS 305 - 11	350	N/A	2.8	5.7	7.5
SNTS 305 - 7	375	5.6	8.7	12.1	18.2
SNTS 355 - 7	350	2.5	5.2	9.3	14.9

All above design calculations are based on sustained wind forces plus additional 1.3 wind gust
(Example: Pole rated at 80 MPH withstands 104 MPH gusts)

Drilled Side Mount
Specify drilling location using codes below.



ORDERING INFORMATION

Spec/Order Example: SNTS255-11/3-90/RAL-8019-S/RBC

Pole Model Number - SNTS 5"				Mounting	Finish	Options	
Pole Model Number - SNTS 5"				Mounting	Finish	Options	
	Pole Height	Wall Thickness	Bolt Circle	Anchorage	Arm Mount	Standard Smooth Finish	Receptacle
<input type="checkbox"/> SNTS 185 - 11	18'	11	11 1/2"	1"X36"X4"	<input type="checkbox"/> PT23 2 3/8" X 4" Tenon	<input type="checkbox"/> Black RAL-9005-S	<input type="checkbox"/> Duplex Receptacle DUP
<input type="checkbox"/> SNTS 205 - 11	20'	11	11 1/2"	1"X36"X4"	<input type="checkbox"/> PT27 2 7/8" X 4" Tenon	<input type="checkbox"/> White RAL-9003-S	<input type="checkbox"/> GFI Receptacle GFI
<input type="checkbox"/> SNTS 205 - 7	20'	7	11 1/2"	1"X36"X4"	<input type="checkbox"/> Other Tenon Mt _____	<input type="checkbox"/> Grey RAL-7004-S	<input type="checkbox"/> 3 Way Adapter T3120
<input type="checkbox"/> SNTS 255 - 11	25'	11	11 1/2"	1"X36"X4"	Drill Mount	<input type="checkbox"/> Dark Bronze RAL-8019-S	Coupling
<input type="checkbox"/> SNTS 255 - 7	25'	7	11 1/2"	1"X36"X4"	<input type="checkbox"/> 1	<input type="checkbox"/> Green RAL-6005-S	<input type="checkbox"/> 1/2" Coupling CPLN1/2
<input type="checkbox"/> SNTS 305 - 11	30'	11	11 1/2"	1"X36"X4"	<input type="checkbox"/> 2-180	STD FINISH = Specify	<input type="checkbox"/> 3/4" Coupling CPLN3/4
<input type="checkbox"/> SNTS 305 - 7	30'	7	11 1/2"	1"X36"X4"	<input type="checkbox"/> 2-90		<input type="checkbox"/> 2" Coupling CPLN2
<input type="checkbox"/> SNTS 305 - 7	30'	7	11 1/2"	1"X36"X4"	<input type="checkbox"/> 3-90		Specify Coupling location
<input type="checkbox"/> SNTS 355 - 7	35'	7	11 1/2"	1"X36"X4"	<input type="checkbox"/> 4-90		Refer to the Accessories Section for other options
<input type="checkbox"/> SNTS 355 - 7	35'	7	11 1/2"	1"X36"X4"	<input type="checkbox"/> 3-120		
<input type="checkbox"/> Specify other heights _____					3-120 requires PT27 and T3120 Adapter	All Steel Poles supplied with Smooth Finish See USALTG.COM for additional colors	





AREA & ROADWAY LIGHTING

VALULUME SERIES - LED RECTILINEAR AREA LUMINAIRE

Luminaire

Heavy cast, low copper aluminum assembly (A356 alloy, <.2% copper) minimum wall thickness .188" with integral cooling ribs surrounding the electrical compartment. LED Module mounting area is machined to within a 0.002" surface flatness variance for maximum surface contact and thermal conductivity from the LED modules to the radiating fins. Passive radiating fins above the LED Optics provide superior thermal management and long LED life. The optical and electrical compartments are integrated with the support arm to create one assembly. Cast and hinged driver compartment cover provides access to the drivers and wiring.

PLED® Optics

Emitters (LED's) are arrayed on a metal core PCB panel with each emitter located on a copper thermal transfer pad and enclosed by an LED refractor. LED optics completely seal each individual emitter to meet an IP66 rating. In asymmetric distributions, a micro-reflector inside the refractor re-directs the house side emitter output towards the street side and functions as a house side shielding element. Refractors are injection molded optical acrylic. Each LED refractor is sealed to the PCB over an emitter and all refractors are retained by an aluminum frame. Any one Panel, or group of Panels in a luminaire, have the same optical pattern. LED refractors produce standard and specialized street, site, and area distributions. All distributions are Zero Uplight (U0), Full-Cutoff. Panels are field replaceable and field rotatable in 90° increments.

LED Emitters

High Power White LED's are driven between 350mA and 875mA for a maximum output of 2.5 Watts nominal. LED's are available in standard Neutral White (4000K), Cool White (5000K), or Warm White (2700K & 3000K). All Standard LED's have a minimum of 70 CRI. Consult Factory for other LED options. Lumen Maintenance of L94 at 60,000 hours (TM-21 calculated at 6x Test Time).

True Amber LED's TRA-True Amber LED's emit light in the amber spectral bandwidth centered on 585-590nm. True Amber has negligible blue light and is suitable for wildlife.

LED Driver(s)

Constant current electronic with a power factor of >.90 and a minimum operating temperature of -40°F/-40°C. Driver(s) is/are UL and cUL recognized and mounted directly against the Electrical Housing to facilitate thermal transfer, held down by universal clamps to facilitate easy removal. In-line terminal blocks facilitate wiring between the driver and optical arrays. Drivers accept an input of 120-277V, 50/60Hz or 347V-480V, 50,60Hz. (0 - 10V dimmable driver is standard. Driver has a minimum of 3KV internal surge protection. Luminaire supplied with 20KV surge protector for field accessible installation.)

Finish

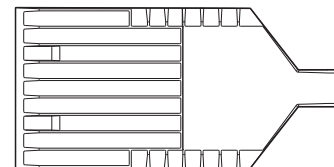
Electrostatically applied TGIC Polyester Powder Coat on substrate prepared with 20 PSI power wash at 140°F. Four step media blast and iron phosphate pretreatment for protection and paint adhesion. 400°F bake for maximum hardness and durability.

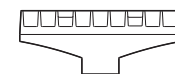
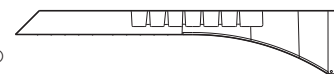
PROJECT NAME: _____

PROJECT TYPE: _____


VLL

TOP VIEW


 15.25"
(387mm)

 31"
(787mm)

 6"
(152mm)


FRONT VIEW

SIDE VIEW



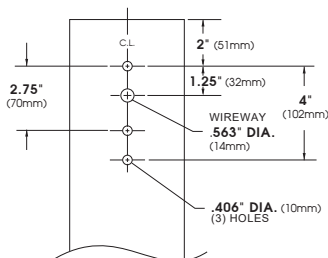
2022153



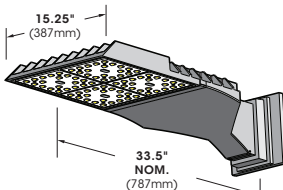
VLL SERIES - LED

SPECIFICATIONS

POLE DRILLING TEMPLATE

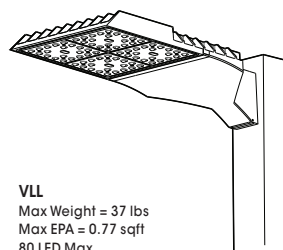


WALL MOUNT




Extruded aluminum arm and cast aluminum Wall Bracket assembly provided with built in gasketed Wire access for Fixture/supply Wire connection.

EPA & WEIGHT




VLL
Max Weight = 37 lbs
Max EPA = 0.77 sqft
80 LED Max

PLED™ MODULES

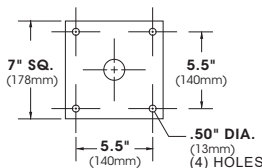


80 LED Module



40 LED Module

MOUNT PLATE



ORDERING INFORMATION

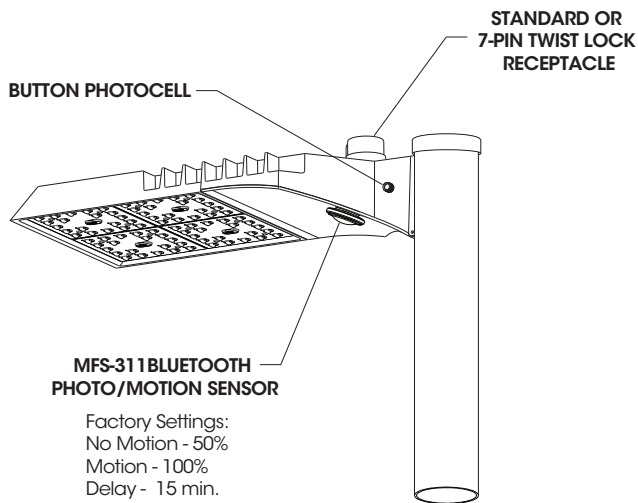
Spec/Order Example: VLL/PLED-III/80LED-525mA/30K/277/PC-T

Luminaire	Optics	LED Mode	Voltage	Mounting	Finish	Options
Luminaire	Optics	LED	Voltage	Mounting	Finish	Options
<input type="checkbox"/> VLL	PLED™ Distribution Type <input type="checkbox"/> Type II PLED-II <input type="checkbox"/> Type II Front Row PLED-II-FR <input type="checkbox"/> Type III Median Illuminator PLED-II-MIL <input type="checkbox"/> Type III Med. PLED-III <input checked="" type="checkbox"/> Type III Wide PLED-III-W <input type="checkbox"/> Type IV PLED-IV <input type="checkbox"/> Type IV PLED-IV-FT <input type="checkbox"/> Type V Narrow PLED-V-SQ-N <input type="checkbox"/> Type V Med. PLED-V-SQ-M <input type="checkbox"/> Type V Wide PLED-V-SQ-W	# of LEDs <input type="checkbox"/> 80LED <input checked="" type="checkbox"/> 40LED Drive Current <input checked="" type="checkbox"/> 1050mA <input type="checkbox"/> 875mA <input type="checkbox"/> 700mA <input type="checkbox"/> 525mA <input type="checkbox"/> 350mA Color Temp - CCT <input type="checkbox"/> 27K (2700K) <input type="checkbox"/> 30K (3000K) <input type="checkbox"/> 40K (4000K) <input type="checkbox"/> 50K (5000K) <input type="checkbox"/> TRA True Amber ¹ Consult Factory for Other LED Color, CCT, & CRI Options NOTES: 1- Available in 350mA & 525mA drive currents only Consult Factory for Other Drive Currents	<input type="checkbox"/> 120 <input type="checkbox"/> 208 <input type="checkbox"/> 240 <input type="checkbox"/> 277 <input type="checkbox"/> 347 <input type="checkbox"/> 480	Arm Mount <input checked="" type="checkbox"/> 1 <input type="checkbox"/> 2-180 <input type="checkbox"/> 2-90 <input type="checkbox"/> 3-90 <input type="checkbox"/> 3-120 <input type="checkbox"/> 4-90 Wall Mount <input type="checkbox"/> WM	Standard Textured Finish <input type="checkbox"/> Black RAL-9005-T <input type="checkbox"/> White RAL-9003-T <input type="checkbox"/> Grey RAL-7004-T <input type="checkbox"/> Dark Bronze RAL-8019-T <input type="checkbox"/> Green RAL-6005-T Premium Finishes <input type="checkbox"/> Rust <input type="checkbox"/> Patina Copper PC For smooth finish replace suffix "T" with suffix "S" (Example: RAL-9500-S) Consult factory for custom colors	<input type="checkbox"/> Internal House Side Shield inc. LED Count (Example: HS-PLED/48) HS-PLED <input type="checkbox"/> External Glare Shield 4 Sided EGS4 <input type="checkbox"/> External Glare Shield 3 Sided Rear Wedge EGS3W <input type="checkbox"/> Round Pole Adapter RPA <input type="checkbox"/> Twist Lock Receptacle Only TPR <input type="checkbox"/> 7-Pin Twist Lock Receptacle Only TPR7 <input type="checkbox"/> High-Low Dimming for Switch by Others/Select Levels 50/100 or 25/100 (Example: HLSW/25) HLSW <input type="checkbox"/> Photo Cell + Voltage (Example: PC120V) PC+V <input type="checkbox"/> Single Fuse (120V, 277V) SF <input type="checkbox"/> Double Fuse (208V, 240V) DF <input type="checkbox"/> Blue-Tooth Programmable Photo/Motion Sensor (Factory - Motion 50/100, Photo 75%) MS-F311



VLL SERIES - LED

OPTIONS



MFS-311 BLUETOOTH PHOTO/MOTION SENSOR

Factory Settings:
No Motion - 50%
Motion - 100%
Delay - 15 min.
Photocell - 75fc

Sensors can be Field Programmed With Bluetooth App

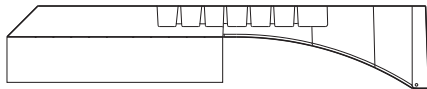
High Low Dimming For Switches (HLSW)

The HLSW is a Small Electronic Switch which Provides High Low Dimming Control Through the LED Driver's 0-10V Control. Switching is Done by Adding a Secondary AC Switched Hot Trigger Line to the HLSW in Addition to the Normal AC Power Line. When the Secondary Trigger Line is Powered, the Fixture will go to 100% Dimming. With no Power to the Trigger, the Fixture will operate at 50% or 25% Dimming. Switches for the Trigger Line can be a Normal AC Switch/Breaker or Timed Switch/Breaker.

Wireless and Other Fixture Controls

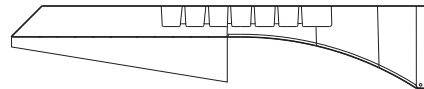
Contact Factory for Wireless and Other Fixture Controls and Recommendations. Most Controls Can be Integrated and Factory Installed.

External Glare Shields



EGS4 - 4 Sided Shield - 3" Deep

Minimum Cutoff = 12°
Average Cutoff = 23°



EGS3W - 3 Sided Shield - 3" Rear Depth

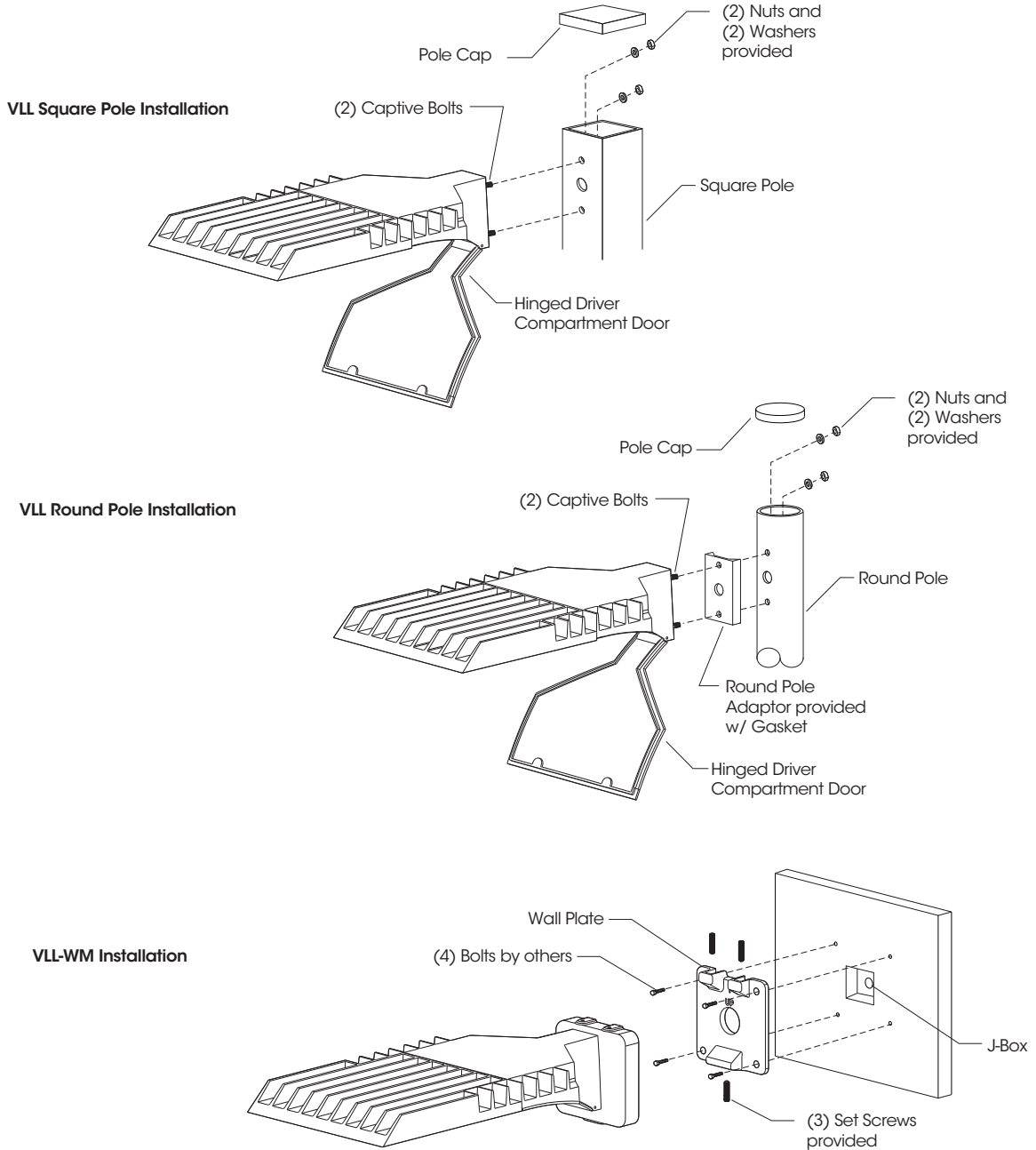
Minimum Rear Cutoff = 12°
Average Rear Cutoff = 23°
Minimum Side Cutoff = 4°
Average Side Cutoff = 16°

Glare Shields are rotatable on VLL. Consult factory for custom applications.



VLL SERIES - LED

INSTALLATION DETAIL





VLL SERIES - LED

PHOTOMETRIC DATA GUIDE - LM-80 LUMEN MAINTENANCE

LED Life / Operating Hours	Lumen Depreciation	Lumen Depreciation Scale Factor
60,000 (10x Test Time Calculated)	L94	0.94x
100,000 (Theoretical Calculated)	L92	0.92x
150,000 (Theoretical Calculated)	L89	0.89x

Lumen Depreciation Calculations Done in Accordance With IESNA TM-21 & LM-80 (25°C Ambient)
TM-21 6x Test Time Dictates that L94 > 60,000 Hours.

ELECTRICAL DATA GUIDE - AMPERAGE CHARTS

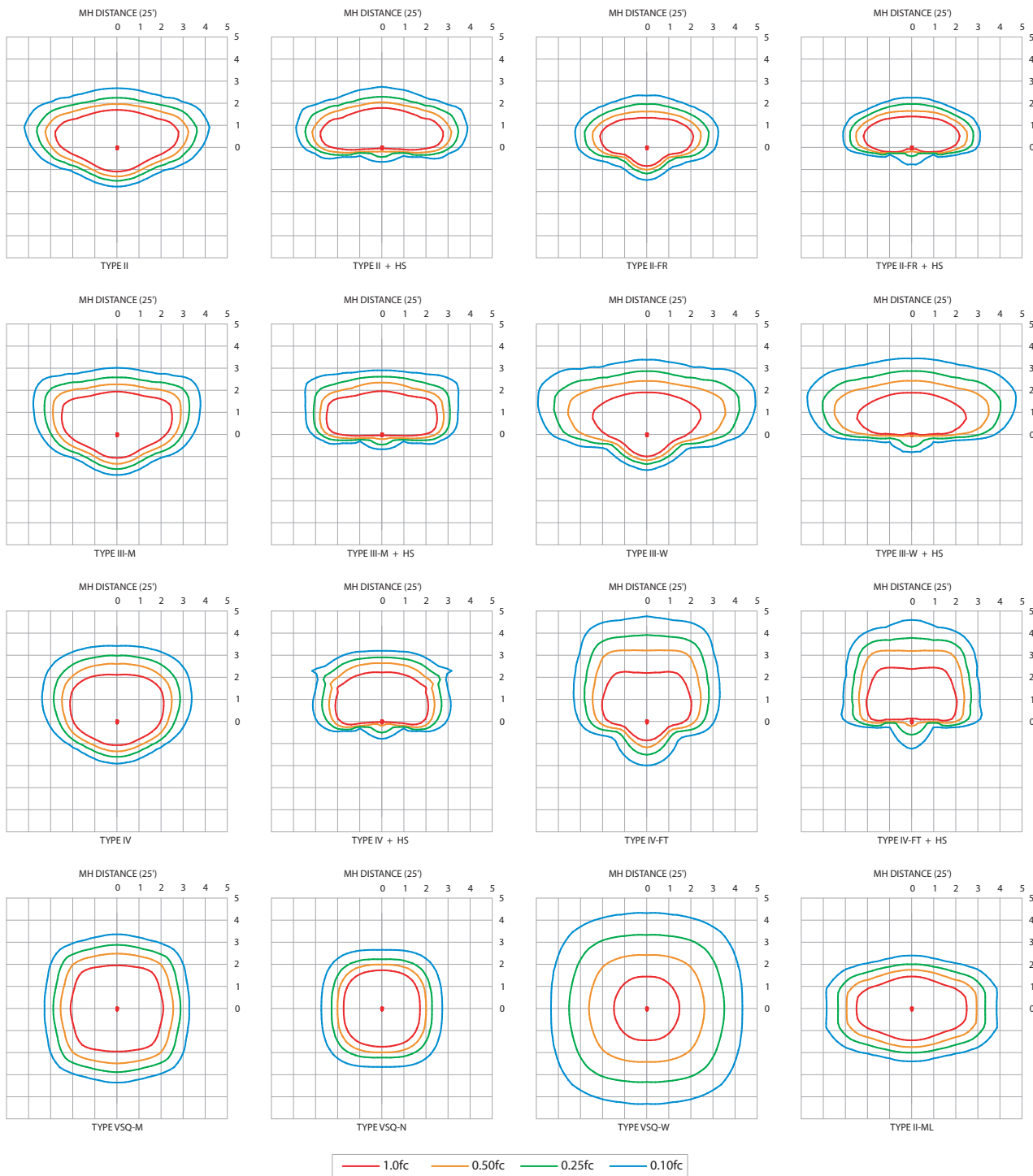
# of LEDs	mA	System Watts	120V	208V	277V	347V	480V
40	350	43	0.36	0.21	0.15	0.12	0.09
40	525	65	0.54	0.31	0.23	0.19	0.13
40	700	87	0.72	0.42	0.31	0.25	0.18
40	875	108	0.90	0.52	0.39	0.31	0.23
40	1050	128	1.07	0.62	0.46	0.37	0.27
80	350	85	0.71	0.41	0.31	0.25	0.18
80	525	129	1.08	0.62	0.47	0.37	0.27
80	700	174	1.45	0.83	0.63	0.50	0.36
80	875	216	1.80	1.04	0.78	0.62	0.45
80	1050	256	2.14	1.23	0.93	0.74	0.53



VLL SERIES - LED

PHOTOMETRIC DATA GUIDE - ISOFOOTCANDLE PLOTS

VLL-PLED-80LED-700mA-40K - 25' Pole Height



IES File downloads for this product can be found at www.usalftg.com/downloads/asr.html



Job Name:
Winston at Churchill

Catalog Number:
VLL-PLED-III-W-40LED-1050MA-**-K-
VOLT-1-FINISH

Notes:

Type:

OC3W

ELL22-115188

VLL SERIES - LED

PHOTOMETRIC DATA GUIDE - LUMEN TABLES (VLL-PLED)

VLL-PLED																							
LED Count	Drive Current (mA)	System Watts	Dist'n Type	27K (2700K - 70CRI)			30K (3000K - 70CRI)			40K (4000K - 70CRI)			50K (5000K - 70CRI)			System Watts	TRA (590nm)						
				LUMENS	LPW	BUG RATING	LUMENS	LPW	BUG RATING	LUMENS	LPW	BUG RATING	LUMENS	LPW	BUG RATING		LUMENS	LPW	BUG RATING				
40	350	42.7	II	5819	136	B2-U0-G1	6281	147	B2-U0-G1	6612	155	B2-U0-G2	6943	163	B2-U0-G2	33.0	2309	70	B1-U0-G1				
			II-FR	5858	137	B2-U0-G1	6324	148	B2-U0-G1	6657	156	B2-U0-G1	6990	164	B2-U0-G1		2325	70	B1-U0-G0				
			II-ML	5819	136	B3-U0-G3	6282	147	B3-U0-G3	6612	155	B3-U0-G3	6943	163	B3-U0-G3		2309	70	B1-U0-G1				
			IIIM	5921	139	B1-U0-G2	6392	150	B2-U0-G2	6728	158	B2-U0-G2	7065	165	B2-U0-G2		2349	71	B1-U0-G1				
			IIIW	5497	129	B1-U0-G2	5935	139	B1-U0-G2	6247	146	B1-U0-G2	6559	154	B1-U0-G2		2182	66	B1-U0-G1				
			IV	5876	138	B1-U0-G2	6344	149	B2-U0-G2	6677	156	B2-U0-G2	7011	164	B2-U0-G2		2332	71	B1-U0-G1				
			IV-FT	5353	125	B1-U0-G2	5778	135	B1-U0-G2	6083	142	B1-U0-G2	6387	150	B1-U0-G2		2124	64	B1-U0-G1				
			VSQ-N	6141	144	B2-U0-G1	6630	155	B2-U0-G1	6979	163	B2-U0-G1	7328	172	B2-U0-G1		2438	74	B1-U0-G0				
			VSQ-M	6023	141	B3-U0-G1	6502	152	B3-U0-G1	6844	160	B3-U0-G1	7186	168	B3-U0-G1		2390	72	B2-U0-G1				
			VSQ-W	5879	138	B3-U0-G2	6346	149	B3-U0-G2	6680	156	B3-U0-G2	7015	164	B3-U0-G2		2333	71	B2-U0-G1				
			IIHS	4256	100	B0-U0-G1	4594	108	B1-U0-G1	4836	113	B1-U0-G2	5077	119	B1-U0-G2		1689	51	B0-U0-G0				
			II-FRHS	4329	101	B0-U0-G1	4673	109	B0-U0-G1	4919	115	B0-U0-G1	5165	121	B0-U0-G1		1718	52	B0-U0-G0				
			IIIM-HS	4305	101	B0-U0-G2	4647	109	B0-U0-G2	4892	115	B0-U0-G2	5137	120	B0-U0-G2		1708	52	B0-U0-G1				
			IIIW-HS	4214	99	B0-U0-G2	4550	107	B0-U0-G2	4789	112	B0-U0-G2	5028	118	B0-U0-G2		1673	51	B0-U0-G1				
			IV-HS	4447	104	B0-U0-G1	4801	112	B0-U0-G2	5054	118	B0-U0-G2	5306	124	B0-U0-G2		1764	53	B0-U0-G1				
			IV-FT-HS	4203	98	B0-U0-G2	4537	106	B0-U0-G2	4776	112	B0-U0-G2	5015	117	B0-U0-G2		1668	51	B0-U0-G1				
			40	525	64.7	II	8396	130	B2-U0-G2	9064	140	B2-U0-G2	9541	147	B2-U0-G2		10017	155	B2-U0-G2	51.0	2715	53	B1-U0-G1
						II-FR	8452	131	B2-U0-G1	9125	141	B2-U0-G1	9605	148	B2-U0-G1		10085	156	B2-U0-G1		2733	54	B1-U0-G1
						II-ML	8396	130	B3-U0-G3	9064	140	B3-U0-G3	9541	147	B3-U0-G3		10018	155	B3-U0-G3		2715	53	B1-U0-G1
						IIIM	8543	132	B2-U0-G2	9223	143	B2-U0-G2	9708	150	B2-U0-G2		10194	158	B2-U0-G2		2762	54	B1-U0-G1
IIIW	7932	123				B2-U0-G2	8563	132	B2-U0-G2	9013	139	B2-U0-G3	9464	146	B2-U0-G3	2565	50	B1-U0-G1					
IV	8478	131				B2-U0-G2	9152	141	B2-U0-G2	9634	149	B2-U0-G2	10116	156	B2-U0-G2	2742	54	B1-U0-G1					
IV-FT	7724	119				B2-U0-G3	8338	129	B2-U0-G3	8777	136	B2-U0-G3	9216	142	B2-U0-G3	2497	49	B1-U0-G1					
VSQ-N	8861	137				B3-U0-G1	9566	148	B3-U0-G1	10070	156	B3-U0-G1	10574	163	B3-U0-G1	2866	56	B1-U0-G0					
VSQ-M	8690	134				B3-U0-G2	9381	145	B3-U0-G2	9875	153	B3-U0-G2	10369	160	B3-U0-G2	2809	55	B2-U0-G1					
VSQ-W	8483	131				B4-U0-G2	9157	142	B4-U0-G2	9640	149	B4-U0-G3	10122	156	B4-U0-G3	2743	54	B2-U0-G1					
IIHS	6141	95				B1-U0-G2	6629	102	B1-U0-G2	6978	108	B1-U0-G2	7327	113	B1-U0-G2	1985	39	B0-U0-G1					
II-FRHS	6246	97				B1-U0-G1	6743	104	B1-U0-G1	7098	110	B1-U0-G1	7453	115	B1-U0-G1	2020	40	B0-U0-G0					
IIIM-HS	6212	96				B0-U0-G2	6706	104	B0-U0-G2	7060	109	B0-U0-G2	7412	115	B0-U0-G2	2009	39	B0-U0-G1					
IIIW-HS	6081	94				B0-U0-G2	6564	101	B0-U0-G2	6910	107	B0-U0-G2	7255	112	B0-U0-G2	1966	39	B0-U0-G1					
IV-HS	6417	99				B0-U0-G2	6927	107	B0-U0-G2	7292	113	B0-U0-G2	7656	118	B1-U0-G2	2075	41	B0-U0-G1					
IV-FT-HS	6064	94				B0-U0-G2	6546	101	B0-U0-G2	6891	107	B1-U0-G2	7235	112	B1-U0-G3	1960	38	B0-U0-G1					
40	700	86.8				II	10669	123	B2-U0-G2	11518	133	B2-U0-G2	12124	140	B2-U0-G2	12730	147	B2-U0-G2	N/A		N/A		
						II-FR	10740	124	B2-U0-G1	11594	134	B3-U0-G1	12205	141	B3-U0-G1	12815	148	B3-U0-G1					
						II-ML	10669	123	B3-U0-G3	11518	133	B3-U0-G3	12124	140	B3-U0-G3	12731	147	B3-U0-G3					
						IIIM	10856	125	B2-U0-G2	11719	135	B2-U0-G2	12336	142	B2-U0-G2	12953	149	B2-U0-G2					
			IIIW	10079	116	B2-U0-G3	10880	125	B2-U0-G3	11453	132	B2-U0-G3	12026	139	B2-U0-G3								
			IV	10774	124	B2-U0-G2	11630	134	B2-U0-G2	12243	141	B2-U0-G2	12855	148	B2-U0-G2								
			IV-FT	9814	113	B2-U0-G3	10595	122	B2-U0-G3	11153	128	B2-U0-G3	11710	135	B2-U0-G3								
			VSQ-N	11260	130	B3-U0-G1	12156	140	B3-U0-G1	12796	147	B3-U0-G1	13435	155	B3-U0-G1								
			VSQ-M	11042	127	B4-U0-G2	11920	137	B4-U0-G2	12548	145	B4-U0-G2	13175	152	B4-U0-G2								
			VSQ-W	10778	124	B4-U0-G3	11636	134	B4-U0-G3	12248	141	B4-U0-G3	12860	148	B4-U0-G3								
			IIHS	7803	90	B1-U0-G2	8423	97	B1-U0-G2	8866	102	B1-U0-G2	9310	107	B1-U0-G2								
			II-FRHS	7937	91	B1-U0-G1	8568	99	B1-U0-G1	9019	104	B1-U0-G1	9470	109	B1-U0-G1								
			IIIM-HS	7893	91	B1-U0-G2	8521	98	B1-U0-G2	8970	103	B1-U0-G2	9418	109	B1-U0-G2								
			IIIW-HS	7726	89	B0-U0-G2	8341	96	B1-U0-G2	8780	101	B1-U0-G2	9218	106	B1-U0-G2								
			IV-HS	8153	94	B1-U0-G2	8802	101	B1-U0-G2	9265	107	B1-U0-G2	9728	112	B1-U0-G2								
			IV-FT-HS	7705	89	B1-U0-G3	8318	96	B1-U0-G3	8756	101	B1-U0-G3	9194	106	B1-U0-G3								
			40	875	108.0	II	12366	114	B2-U0-G2	13349	124	B2-U0-G2	14052	130	B2-U0-G2	14754	137	B3-U0-G2		N/A		N/A	
						II-FR	12448	115	B3-U0-G1	13439	124	B3-U0-G1	14146	131	B3-U0-G1	14853	138	B3-U0-G2					
						II-ML	12366	115	B3-U0-G3	13349	124	B3-U0-G3	14052	130	B3-U0-G3	14755	137	B4-U0-G4					
						IIIM	12581	116	B2-U0-G2	13582	126	B2-U0-G2	14297	132	B2-U0-G2	15012	139	B2-U0-G2					
IIIW	11682	108				B2-U0-G3	12611	117	B2-U0-G3	13275	123	B2-U0-G3	13939	129	B2-U0-G3								
IV	12487	116				B2-U0-G2	13480	125	B2-U0-G2	14189	131	B2-U0-G2	14899	138	B2-U0-G2								
IV-FT	11375	105				B2-U0-G3	12280	114	B2-U0-G3	12926	120	B2-U0-G3	13573	126	B2-U0-G3								
VSQ-N	13051	121				B3-U0-G1	14089	130	B3-U0-G1	14830	137	B3-U0-G1	15572	144	B3-U0-G1								
VSQ-M	12798	118				B4-U0-G2	13816	128	B4-U0-G2	14543	135	B4-U0-G2	15270	141	B4-U0-G2								
VSQ-W	12492	116				B4-U0-G3	13486	125	B4-U0-G3	14196	131	B4-U0-G3	14905	138	B4-U0-G3								
IIHS	9044	84				B1-U0-G2	9763	90	B1-U0-G2	10277	95	B1-U0-G2	10791	100	B1-U0-G2								
II-FRHS	9199	85				B1-U0-G1	9930	92	B1-U0-G1	10453	97	B1-U0-G1	10976	102	B1-U0-G1								
IIIM-HS	9149	85				B1-U0-G2	9876	91	B1-U0-G2	10396	96	B1-U0-G2	10916	101	B1-U0-G2								
IIIW-HS	8955	83				B1-U0-G2	9667	90	B1-U0-G3	10176	94	B1-U0-G3	10685	99	B1-U0-G3								
IV-HS	9450	87				B1-U0-G2	10201	94	B1-U0-G2	10738	99	B1-U0-G2	11275	104	B1-U0-G2								
IV-FT-HS	8931	83				B1-U0-G3	9641	89	B1-U0-G3	10149	94	B1-U0-G3	10666	99	B1-U0-G3								
40	1050	128.2				II	14213	111	B2-U0-G2	15344	120	B3-U0-G2	16151	126	B3-U0-G3	16959	132	B3-U0-G2	N/A		N/A		
						II-FR	14308	112	B3-U0-G1	15446	120	B3-U0-G2	16259	127	B3-U0-G2	17072	133	B3-U0-G2					
						II-ML	14214	111	B3-U0-G3	15344	120	B4-U0-G4	16152	126	B4-U0-G4	16959	132	B4-U0-G4					
						IIIM	14461	113	B2-U0-G2	15612	122	B3-U0-G2	16433	128	B3-U0-G3	17255	135	B3-U0-G3					
			IIIW	13427	105	B2-U0-G3	14495	113	B2-U0-G3	15258	119	B2-U0-G3	16021	125	B3-U0-G3								
			IV	14352	112	B2-U0-G2	15494	121	B3-U0-G2	16309	127	B3-U0-G3	17125	134	B3-U0-G3								
			IV-FT	13075	102	B2-U0-G3	14115	110	B2-U0-G3	14858	116	B3-U0-G3	15601	122	B3-U0-G3								
			VSQ-N	15001	117	B3-U0-G1	16194	126	B4-U0-G1	17046	133	B4-U0-G2	17899	140	B4-U0-G2								
			VSQ-M	14710	115	B4-U0-G2	15880	124	B4-U0-G2	16716	130	B4-U0-G2	17552	137	B4-U0-G2								
			VSQ-W	14359	112	B4-U0-G3	15501	121	B4-U0-G3	16317	127	B4-U0-G3	17132	134	B5-U0-G3								
			IIHS	10395	81	B1-U0-G2	11222	88	B1-U0-G2	11813	92	B1-U0-G2	12403	97	B1-U0-G2								
			II-FRHS	10573	82	B1-U0-G1																	



Job Name:
Winston at Churchill

Catalog Number:
VLL-PLED-III-W-40LED-1050MA-**-K-
VOLT-1-FINISH

Notes:

Type:

OC3W

ELL22-115188

VLL SERIES - LED

PHOTOMETRIC DATA GUIDE - LUMEN TABLES (VLL-PLED)

VLL-PLED																							
LED Count	Drive Current (mA)	System Watts	Dist'n Type	27K (2700K - 70CRI)			30K (3000K - 70CRI)			40K (4000K - 70CRI)			50K (5000K - 70CRI)			System Watts	TRA (590nm)						
				LUMENS	LPW	BUG RATING	LUMENS	LPW	BUG RATING	LUMENS	LPW	BUG RATING	LUMENS	LPW	BUG RATING		LUMENS	LPW	BUG RATING				
80	350	85.4	II	11277	132	B2-U0-G2	12174	143	B2-U0-G2	12814	150	B2-U0-G2	13455	158	B2-U0-G2	67.0	4475	67	B1-U0-G1				
			II-FR	11352	133	B3-U0-G1	12256	144	B3-U0-G1	12901	151	B3-U0-G1	13546	159	B3-U0-G1		4504	67	B1-U0-G1				
			II-ML	11277	132	B3-U0-G3	12175	143	B3-U0-G3	12815	150	B3-U0-G3	13456	158	B3-U0-G3		4475	67	B2-U0-G2				
			IIIM	11474	134	B2-U0-G2	12387	145	B2-U0-G2	13039	153	B2-U0-G2	13691	160	B2-U0-G2		4553	68	B1-U0-G1				
			IIIW	10654	125	B2-U0-G3	11501	135	B2-U0-G3	12106	142	B2-U0-G3	12712	149	B2-U0-G3		4228	63	B1-U0-G2				
			IV	11388	133	B2-U0-G2	12294	144	B2-U0-G2	12941	152	B2-U0-G2	13588	159	B2-U0-G2		4518	67	B1-U0-G1				
			IV-FT	10374	121	B2-U0-G3	11199	131	B2-U0-G3	11788	138	B2-U0-G3	12377	145	B2-U0-G3		4117	61	B1-U0-G1				
			VSQ-N	11902	139	B3-U0-G1	12849	150	B3-U0-G1	13525	158	B3-U0-G1	14202	166	B3-U0-G1		4723	70	B2-U0-G1				
			VSQ-M	11671	137	B4-U0-G2	12600	148	B4-U0-G2	13263	155	B4-U0-G2	13927	163	B4-U0-G2		4631	69	B3-U0-G1				
			VSQ-W	11392	133	B4-U0-G3	12299	144	B4-U0-G3	12946	152	B4-U0-G3	13593	159	B4-U0-G3		4520	67	B3-U0-G2				
			IIHS	8247	97	B1-U0-G2	8903	104	B1-U0-G2	9372	110	B1-U0-G2	9840	115	B1-U0-G2		3273	49	B0-U0-G1				
			II-FR-HS	8389	98	B1-U0-G1	9056	106	B1-U0-G1	9533	112	B1-U0-G1	10009	117	B1-U0-G1		3329	50	B0-U0-G1				
			IIIM-HS	8344	98	B1-U0-G2	9007	105	B1-U0-G2	9482	111	B1-U0-G2	9956	117	B1-U0-G2		3311	49	B0-U0-G1				
			IIIW-HS	8167	96	B1-U0-G2	8817	103	B1-U0-G2	9281	109	B1-U0-G2	9745	114	B1-U0-G2		3240	48	B0-U0-G1				
			IV-HS	8618	101	B1-U0-G2	9304	109	B1-U0-G2	9793	115	B1-U0-G2	10283	120	B1-U0-G2		3420	51	B0-U0-G1				
			IV-FT-HS	8144	95	B1-U0-G3	8792	103	B1-U0-G3	9255	108	B1-U0-G3	9718	114	B1-U0-G3		3232	48	B0-U0-G2				
			80	525	129.4	II	16239	125	B3-U0-G3	17531	135	B3-U0-G3	18454	143	B3-U0-G3		19377	150	B3-U0-G3	101.0	5251	52	B1-U0-G1
						II-FR	16348	126	B3-U0-G2	17648	136	B3-U0-G2	18577	144	B3-U0-G2		19506	151	B3-U0-G2		5286	52	B1-U0-G1
						II-ML	16240	126	B4-U0-G4	17532	135	B4-U0-G4	18454	143	B4-U0-G4		19377	150	B4-U0-G4		5251	52	B2-U0-G2
						IIIM	16523	128	B3-U0-G3	17837	138	B3-U0-G3	18776	145	B3-U0-G3		19715	152	B3-U0-G3		5343	53	B1-U0-G2
IIIW	15341	119				B2-U0-G3	16562	128	B2-U0-G3	17433	135	B2-U0-G3	18305	141	B2-U0-G3	4961	49	B1-U0-G2					
IV	16398	127				B3-U0-G3	17703	137	B3-U0-G3	18635	144	B3-U0-G3	19566	151	B3-U0-G3	5302	52	B1-U0-G1					
IV-FT	14938	115				B3-U0-G3	16127	125	B3-U0-G3	16976	131	B3-U0-G3	17824	138	B3-U0-G3	4830	48	B1-U0-G2					
VSQ-N	17140	132				B4-U0-G2	18504	143	B4-U0-G2	19477	151	B4-U0-G2	20451	158	B4-U0-G2	5542	55	B2-U0-G1					
VSQ-M	16807	130				B4-U0-G2	18144	140	B4-U0-G2	19099	148	B4-U0-G2	20053	155	B4-U0-G2	5434	54	B3-U0-G1					
VSQ-W	16406	127				B4-U0-G3	17711	137	B5-U0-G3	18643	144	B5-U0-G3	19575	151	B5-U0-G3	5304	53	B3-U0-G2					
IIHS	11877	92				B1-U0-G2	12821	99	B1-U0-G2	13496	104	B1-U0-G2	14171	110	B1-U0-G2	3841	38	B0-U0-G1					
II-FR-HS	12081	93				B1-U0-G2	13042	101	B1-U0-G2	13728	106	B1-U0-G2	14414	111	B1-U0-G2	3906	39	B0-U0-G1					
IIIM-HS	12016	93				B1-U0-G3	12971	100	B1-U0-G3	13654	106	B1-U0-G3	14337	111	B1-U0-G3	3885	38	B0-U0-G1					
IIIW-HS	11760	91				B1-U0-G3	12696	98	B1-U0-G3	13364	103	B1-U0-G3	14032	108	B1-U0-G3	3803	38	B0-U0-G2					
IV-HS	12411	96				B1-U0-G2	13398	104	B1-U0-G2	14103	109	B1-U0-G2	14808	114	B1-U0-G2	4013	40	B0-U0-G1					
IV-FT-HS	11729	91				B1-U0-G3	12662	98	B1-U0-G3	13328	103	B1-U0-G3	13995	108	B1-U0-G3	3792	38	B0-U0-G2					
80	700	173.6				II	20695	119	B3-U0-G3	22322	128	B3-U0-G3	23403	135	B3-U0-G3	24573	142	B3-U0-G3	N/A		N/A		
						II-FR	20732	119	B3-U0-G2	22381	129	B3-U0-G2	23559	136	B3-U0-G2	24736	142	B3-U0-G2					
						II-ML	20695	119	B4-U0-G4	22323	128	B4-U0-G4	23403	135	B4-U0-G4	24573	142	B4-U0-G4					
						IIIM	20954	121	B3-U0-G3	22621	130	B3-U0-G3	23812	137	B3-U0-G3	25003	144	B3-U0-G3					
			IIIW	19456	112	B3-U0-G4	21003	121	B3-U0-G4	22109	127	B3-U0-G4	23214	134	B3-U0-G4								
			IV	20797	120	B3-U0-G3	22451	129	B3-U0-G3	23633	136	B3-U0-G3	24814	143	B3-U0-G3								
			IV-FT	18945	109	B3-U0-G4	20452	118	B3-U0-G4	21528	124	B3-U0-G4	22604	130	B3-U0-G4								
			VSQ-N	21737	125	B4-U0-G2	23466	135	B4-U0-G2	24701	142	B4-U0-G2	25936	149	B4-U0-G2								
			VSQ-M	21314	123	B5-U0-G3	23010	133	B5-U0-G3	24221	140	B5-U0-G3	25432	146	B5-U0-G3								
			VSQ-W	20806	120	B5-U0-G3	22461	129	B5-U0-G3	23643	136	B5-U0-G3	24825	143	B5-U0-G3								
			IIHS	15062	87	B1-U0-G3	16260	94	B1-U0-G3	17115	99	B1-U0-G3	17971	104	B1-U0-G3								
			II-FR-HS	15321	88	B1-U0-G2	16539	95	B1-U0-G2	17410	100	B1-U0-G2	18280	105	B1-U0-G2								
			IIIM-HS	15238	88	B1-U0-G3	16450	95	B1-U0-G3	17315	100	B1-U0-G3	18181	105	B1-U0-G3								
			IIIW-HS	14915	86	B1-U0-G4	16101	93	B1-U0-G4	16948	98	B1-U0-G4	17796	103	B1-U0-G4								
			IV-HS	15739	91	B1-U0-G3	16991	98	B1-U0-G3	17885	103	B1-U0-G3	18780	108	B1-U0-G3								
			IV-FT-HS	14874	86	B1-U0-G4	16058	92	B1-U0-G4	16903	97	B1-U0-G4	17748	102	B1-U0-G4								
			80	875	215.9	II	23798	110	B3-U0-G3	25691	119	B3-U0-G3	27043	125	B3-U0-G3	28395	132	B3-U0-G3		N/A		N/A	
						II-FR	23957	111	B3-U0-G2	25862	120	B3-U0-G2	27223	126	B3-U0-G2	28585	132	B3-U0-G2					
						II-ML	23799	110	B4-U0-G4	25692	119	B4-U0-G4	27044	125	B4-U0-G4	28396	132	B4-U0-G4					
						IIIM	24214	112	B3-U0-G4	26140	121	B3-U0-G4	27516	127	B3-U0-G4	28892	134	B3-U0-G4					
IIIW	22482	104				B3-U0-G4	24270	112	B3-U0-G4	25548	118	B3-U0-G4	26825	124	B3-U0-G4								
IV	24032	111				B3-U0-G3	25943	120	B3-U0-G3	27309	126	B3-U0-G3	28674	133	B3-U0-G3								
IV-FT	21892	101				B3-U0-G4	23634	109	B3-U0-G4	24877	115	B3-U0-G4	26121	121	B3-U0-G4								
VSQ-N	25118	116				B4-U0-G2	27116	126	B5-U0-G2	28543	132	B5-U0-G2	29970	139	B5-U0-G2								
VSQ-M	24630	114				B5-U0-G3	26589	123	B5-U0-G3	27988	130	B5-U0-G3	29387	136	B5-U0-G3								
VSQ-W	24042	111				B5-U0-G4	25954	120	B5-U0-G4	27321	127	B5-U0-G4	28686	133	B5-U0-G4								
IIHS	17405	81				B1-U0-G3	18789	87	B1-U0-G3	19778	92	B1-U0-G3	20766	96	B2-U0-G4								
II-FR-HS	17704	82				B1-U0-G2	19112	89	B1-U0-G2	20118	93	B1-U0-G2	21124	98	B1-U0-G2								
IIIM-HS	17608	82				B1-U0-G4	19008	88	B1-U0-G4	20009	93	B1-U0-G4	21009	97	B1-U0-G4								
IIIW-HS	17234	80				B1-U0-G4	18605	86	B1-U0-G4	19584	91	B1-U0-G4	20564	95	B1-U0-G4								
IV-HS	18187	84				B1-U0-G3	19634	91	B1-U0-G3	20667	96	B1-U0-G3	21701	101	B1-U0-G3								
IV-FT-HS	17188	80				B1-U0-G4	18555	86	B1-U0-G4	19532	90	B1-U0-G4	20509	95	B1-U0-G4								
80	1050	256.4				II	27354	107	B3-U0-G4	29330	115	B4-U0-G4	31084	121	B4-U0-G4	32638	127	B4-U0-G4	N/A		N/A		
						II-FR	27536	107	B3-U0-G2	29727	116	B4-U0-G2	31291	122	B4-U0-G2	32856	128	B4-U0-G2					
						II-ML	27355	107	B4-U0-G4	29331	115	B5-U0-G5	31085	121	B5-U0-G5	32639	127	B5-U0-G5					
						IIIM	27832	109	B3-U0-G4	30046	117	B3-U0-G4	31627	123	B4-U0-G4	33209	130	B4-U0-G4					
			IIIW	25841	101	B3-U0-G4	27897	109	B3-U0-G4	29365	115	B3-U0-G5	30834	120	B3-U0-G5								
			IV	27622	108	B3-U0-G4	29820	116	B3-U0-G4	31389	122	B4-U0-G4	32959	129	B4-U0-G4								
			IV-FT	25163	98	B3-U0-G5	27165	106	B3-U0-G5	28595	112	B3-U0-G5	30024	117	B3-U0-G5								
			VSQ-N	28871	113	B5-U0-G2	31168	122	B5-U0-G2	32808	128	B5-U0-G2	34448	134	B5-U0-G2								
			VSQ-M	28310	110	B5-U0-G3	30561	119	B5-U0-G3	32170	125	B5-U0-G3	33779	132	B5-U0-G3								
			VSQ-W	27634	108	B5-U0-G4	29833	116	B5-U0-G4	31403	122	B5-U0-G5	32973	129	B5-U0-G5								
			IIHS	20005	78	B1-U0-G4	21596																



SQUARE STRAIGHT STEEL POLE

SNTS 5"

FEATURES

Shaft

5" square, fabricated from high grade structural steel tube. Shaft conforms to ASTM-A-501-68 specifications. Meets or exceeds minimum yield strength of 46,000 P.S.I. Wall thickness 11 GA. (.120 wall) or 7 GA. (.180 wall) as specified. Reinforced hand hole is furnished with cover. Shaft is furnished with ground lug located inside pole on wall opposite hand hole.

Base Plate

Fabricated from structural quality hot rolled steel. Meets or exceeds minimum yield strength of 36,000 P.S.I. base telescopes and is circumferentially welded to pole shaft. Slotted bolt holes provide 1" flexibility on either side of bolt circle centerline.

Anchorage

(4) anchor bolts fabricated from hot rolled steel bar. Minimum yield strength of 50,000 P.S.I. bolts have "L" bend on one end and are threaded on the other. Bolts are fully galvanized and are furnished with two nuts and two washers.

Base Cover

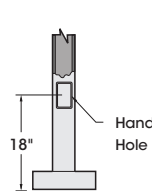
Fabricated from heavy gauge quality carbon steel. Two-piece cover conceals base.

Finish

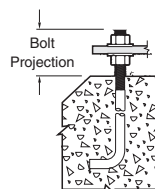
Electrostatically applied TGIC Polyester Powder Coat on substrate prepared with 20 PSI power wash at 140°F. Four step media blast and iron phosphate pretreatment for protection and paint adhesion. 400°F bake for maximum hardness and durability.

PROJECT NAME: _____

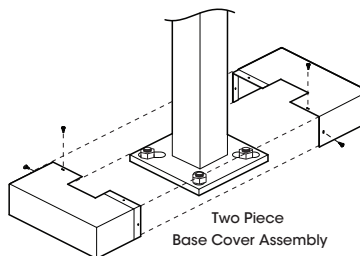
PROJECT TYPE: _____



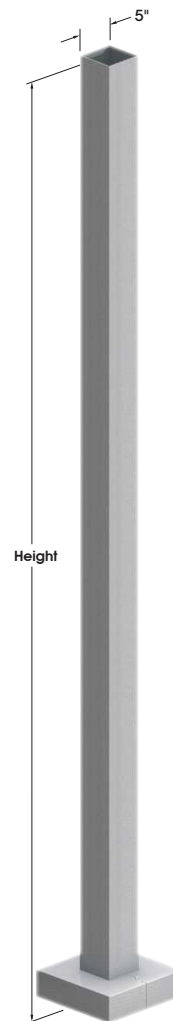
10 1/2" - 12 1/2" Dia.
Bolt Circle



Bolt Projection above grade:
Minimum 3 1/4"
Maximum 3 3/4"



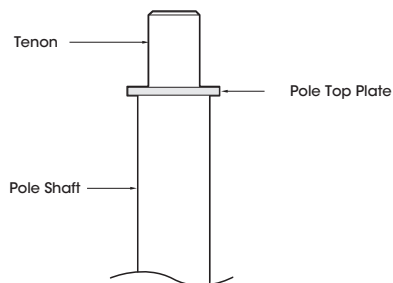
Two Piece
Base Cover Assembly



SNTS5

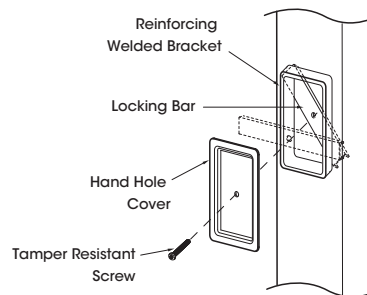
Pole Top Mount

PT23 - 2 3/8" X 4" Tenon PT27 - 2 7/8" X 4" Tenon



Hand Hole Cover

Reinforced hand hole w/tamper resistant bolt assembly





SNTS 5"

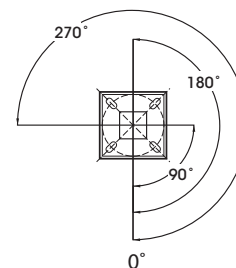
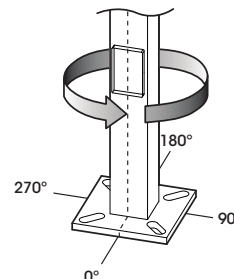
SPECIFICATIONS

Engineering Data
Maximum EPA - Square Feet

Model Number	Max. Fixture Weight	100 MPH	90 MPH	80 MPH	70 MPH
SNTS 185 - 11	400	10.9	14.5	20.2	27.0
SNTS 205 - 11	400	8.6	12.0	16.6	23.3
SNTS 205 - 7	450	15.7	19.2	25.1	31.2
SNTS 255 - 11	400	5.1	6.5	9.8	14.6
SNTS 255 - 7	400	9.4	12.4	17.0	23.8
SNTS 305 - 11	350	N/A	2.8	5.7	7.5
SNTS 305 - 7	375	5.6	8.7	12.1	18.2
SNTS 355 - 7	350	2.5	5.2	9.3	14.9

All above design calculations are based on sustained wind forces plus additional 1.3 wind gust
(Example: Pole rated at 80 MPH withstands 104 MPH gusts)

Drilled Side Mount
Specify drilling location using codes below.



ORDERING INFORMATION

Spec/Order Example: SNTS255-11/3-90/RAL-8019-S/RBC

Pole Model Number - SNTS 5"				Mounting	Finish	Options		
Pole Model Number - SNTS 5"				Mounting	Finish	Options		
	Pole Height	Wall Thickness	Bolt Circle	Anchorage	Arm Mount	Standard Smooth Finish	Receptacle	
<input type="checkbox"/>	SNTS 185 - 11	18'	11	11 1/2"	1"X36"X4"	<input type="checkbox"/> PT23 2 3/8" X 4" Tenon	<input type="checkbox"/> Black RAL-9005-S	<input type="checkbox"/> Duplex Receptacle DUP
<input type="checkbox"/>	SNTS 205 - 11	20'	11	11 1/2"	1"X36"X4"	<input type="checkbox"/> PT27 2 7/8" X 4" Tenon	<input type="checkbox"/> White RAL-9003-S	<input type="checkbox"/> GFI Receptacle GFI
<input type="checkbox"/>	SNTS 205 - 7	20'	7	11 1/2"	1"X36"X4"	<input type="checkbox"/> Other Tenon Mt _____	<input type="checkbox"/> Grey RAL-7004-S	<input type="checkbox"/> 3 Way Adapter T3120
<input type="checkbox"/>	SNTS 255 - 11	25'	11	11 1/2"	1"X36"X4"	Drill Mount	<input type="checkbox"/> Dark Bronze RAL-8019-S	Coupling
<input type="checkbox"/>	SNTS 255 - 7	25'	7	11 1/2"	1"X36"X4"	<input type="checkbox"/> 1	<input type="checkbox"/> Green RAL-6005-S	<input type="checkbox"/> 1/2" Coupling CPLN1/2
<input type="checkbox"/>	SNTS 305 - 11	30'	11	11 1/2"	1"X36"X4"	<input type="checkbox"/> 2-180	STD FINISH = Specify	<input type="checkbox"/> 3/4" Coupling CPLN3/4
<input type="checkbox"/>	SNTS 305 - 7	30'	7	11 1/2"	1"X36"X4"	<input type="checkbox"/> 2-90		<input type="checkbox"/> 2" Coupling CPLN2
<input type="checkbox"/>	SNTS 305 - 7	30'	7	11 1/2"	1"X36"X4"	<input type="checkbox"/> 3-90		Specify Coupling location
<input type="checkbox"/>	SNTS 355 - 7	35'	7	11 1/2"	1"X36"X4"	<input type="checkbox"/> 4-90		Refer to the Accessories Section for other options
<input type="checkbox"/>	SNTS 355 - 7	35'	7	11 1/2"	1"X36"X4"	<input type="checkbox"/> 3-120		
<input type="checkbox"/> Specify other heights _____				3-120 requires PT27 and T3120 Adapter		All Steel Poles supplied with Smooth Finish See USALTG.COM for additional colors		





AREA & ROADWAY LIGHTING

VALULUME SERIES - LED RECTILINEAR AREA LUMINAIRE

Luminaire

Heavy cast, low copper aluminum assembly (A356 alloy, <.2% copper) minimum wall thickness .188" with integral cooling ribs surrounding the electrical compartment. LED Module mounting area is machined to within a 0.002" surface flatness variance for maximum surface contact and thermal conductivity from the LED modules to the radiating fins. Passive radiating fins above the LED Optics provide superior thermal management and long LED life. The optical and electrical compartments are integrated with the support arm to create one assembly. Cast and hinged driver compartment cover provides access to the drivers and wiring.

PLED® Optics

Emitters (LED's) are arrayed on a metal core PCB panel with each emitter located on a copper thermal transfer pad and enclosed by an LED refractor. LED optics completely seal each individual emitter to meet an IP66 rating. In asymmetric distributions, a micro-reflector inside the refractor re-directs the house side emitter output towards the street side and functions as a house side shielding element. Refractors are injection molded optical acrylic. Each LED refractor is sealed to the PCB over an emitter and all refractors are retained by an aluminum frame. Any one Panel, or group of Panels in a luminaire, have the same optical pattern. LED refractors produce standard and specialized street, site, and area distributions. All distributions are Zero Uplight (U0), Full-Cutoff. Panels are field replaceable and field rotatable in 90° increments.

LED Emitters

High Power White LED's are driven between 350mA and 875mA for a maximum output of 2.5 Watts nominal. LED's are available in standard Neutral White (4000K), Cool White (5000K), or Warm White (2700K & 3000K). All Standard LED's have a minimum of 70 CRI. Consult Factory for other LED options. Lumen Maintenance of L94 at 60,000 hours (TM-21 calculated at 6x Test Time).

True Amber LED's TRA-True Amber LED's emit light in the amber spectral bandwidth centered on 585-590nm. True Amber has negligible blue light and is suitable for wildlife.

LED Driver(s)

Constant current electronic with a power factor of >.90 and a minimum operating temperature of -40°F/-40°C. Driver(s) is/are UL and cUL recognized and mounted directly against the Electrical Housing to facilitate thermal transfer, held down by universal clamps to facilitate easy removal. In-line terminal blocks facilitate wiring between the driver and optical arrays. Drivers accept an input of 120-277V, 50/60Hz or 347V-480V, 50,60Hz. (0 - 10V dimmable driver is standard. Driver has a minimum of 3KV internal surge protection. Luminaire supplied with 20KV surge protector for field accessible installation.)

Finish

Electrostatically applied TGIC Polyester Powder Coat on substrate prepared with 20 PSI power wash at 140°F. Four step media blast and iron phosphate pretreatment for protection and paint adhesion. 400°F bake for maximum hardness and durability.

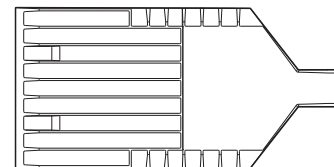
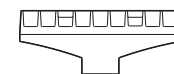
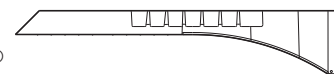
PROJECT NAME: _____

PROJECT TYPE: _____



VLL

TOP VIEW

15.25"
(387mm)31"
(787mm)6"
(152mm)

FRONT VIEW

SIDE VIEW



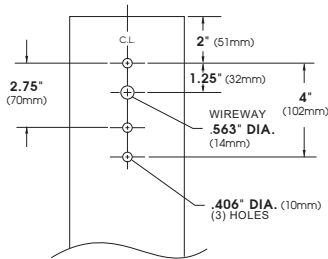
2022153



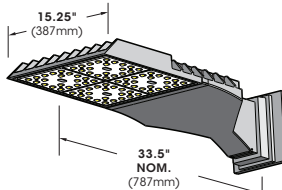
VLL SERIES - LED

SPECIFICATIONS

POLE DRILLING TEMPLATE

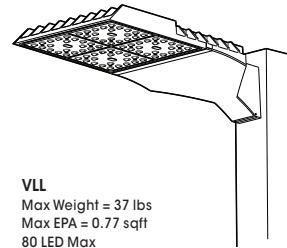


WALL MOUNT




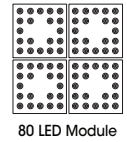
Extruded aluminum arm and cast aluminum Wall Bracket assembly provided with built in gasketed Wire access for Fixture/supply Wire connection.

EPA & WEIGHT

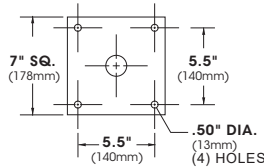


VLL
Max Weight = 37 lbs
Max EPA = 0.77 sqft
80 LED Max

PLED™ MODULES



MOUNT PLATE



ORDERING INFORMATION

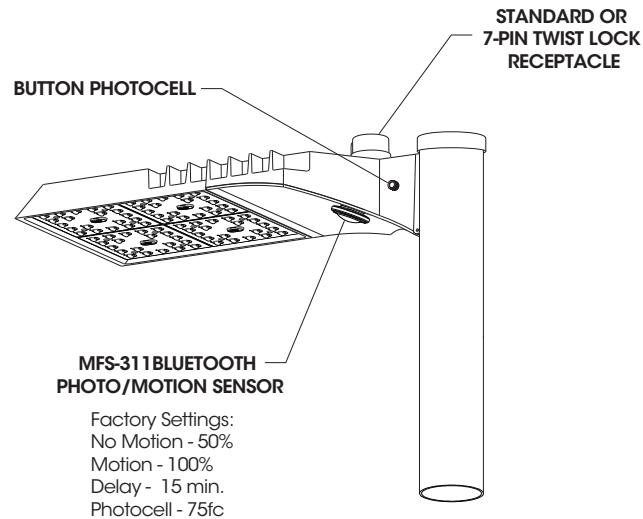
Spec/Order Example: VLL/PLED-III/80LED-525mA/30K/277/PC-T

Luminaire	Optics	LED Mode	Voltage	Mounting	Finish	Options
VLL	PLED™ Distribution Type	LED # of LEDs Drive Current Color Temp - CCT	VOLT = Specify	Arm Mount	Standard Textured Finish	Options
	<input type="checkbox"/> Type II PLED-II <input type="checkbox"/> Type II Front Row PLED-II-FR <input type="checkbox"/> Type III Median Illuminator PLED-II-MIL <input type="checkbox"/> Type III Med. PLED-III <input checked="" type="checkbox"/> Type III Wide PLED-III-W <input type="checkbox"/> Type IV PLED-IV <input type="checkbox"/> Type IV PLED-IV-FT <input type="checkbox"/> Type V Narrow PLED-V-SQ-N <input type="checkbox"/> Type V Med. PLED-V-SQ-M <input type="checkbox"/> Type V Wide PLED-V-SQ-W	<input type="checkbox"/> 80LED <input checked="" type="checkbox"/> 40LED <input checked="" type="checkbox"/> 1050mA <input type="checkbox"/> 875mA <input type="checkbox"/> 700mA <input type="checkbox"/> 525mA <input type="checkbox"/> 350mA <input type="checkbox"/> 27K (2700K) <input type="checkbox"/> 30K (3000K) <input type="checkbox"/> 40K (4000K) <input type="checkbox"/> 50K (5000K) <input type="checkbox"/> TRA True Amber ¹ Consult Factory for Other LED Color, CCT, & CRI Options	<input type="checkbox"/> 120 <input type="checkbox"/> 208 <input type="checkbox"/> 240 <input type="checkbox"/> 277 <input type="checkbox"/> 347 <input type="checkbox"/> 480	<input checked="" type="checkbox"/> 1 <input type="checkbox"/> 2-180 <input type="checkbox"/> 2-90 <input type="checkbox"/> 3-90 <input type="checkbox"/> 3-120 <input type="checkbox"/> 4-90 Wall Mount <input type="checkbox"/> WM	<input type="checkbox"/> Black RAL-9005-T <input type="checkbox"/> White RAL-9003-T <input type="checkbox"/> Grey RAL-7004-T <input type="checkbox"/> Dark Bronze RAL-8019-T <input type="checkbox"/> Green RAL-6005-T Premium Finishes <input type="checkbox"/> Rust <input type="checkbox"/> Patina Copper PC	<input type="checkbox"/> Internal House Side Shield inc. LED Count (Example: HS-PLED/48) HS-PLED <input type="checkbox"/> External Glare Shield 4 Sided EGS4 <input type="checkbox"/> External Glare Shield 3 Sided Rear Wedge EGS3W <input type="checkbox"/> Round Pole Adapter RPA <input type="checkbox"/> Twist Lock Receptacle Only TPR <input type="checkbox"/> 7-Pin Twist Lock Receptacle Only TPR7 <input type="checkbox"/> High-Low Dimming for Switch by Others/Select Levels 50/100 or 25/100 (Example: HLSW/25) HLSW <input type="checkbox"/> Photo Cell + Voltage (Example: PC120V) PC+V <input type="checkbox"/> Single Fuse (120V, 277V) SF <input type="checkbox"/> Double Fuse (208V, 240V) DF <input type="checkbox"/> Blue-Tooth Programmable Photo/Motion Sensor (Factory - Motion 50/100, Photo 75c) MS-F311
		NOTES: 1- Available in 350mA & 525mA drive currents only Consult Factory for Other Drive Currents		WM - Wall Mount provided with mounting bracket and cover.	For smooth finish replace suffix "T" with suffix "S" (Example: RAL-9500-S) Consult factory for custom colors	



VLL SERIES - LED

OPTIONS



Sensors can be Field
Programmed With
Bluetooth App

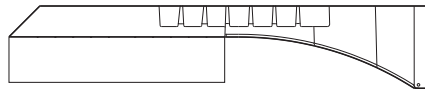
High Low Dimming For Switches (HLSW)

The HLSW is a Small Electronic Switch which Provides High Low Dimming Control Through the LED Driver's 0-10V Control. Switching is Done by Adding a Secondary AC Switched Hot Trigger Line to the HLSW in Addition to the Normal AC Power Line. When the Secondary Trigger Line is Powered, the Fixture will go to 100% Dimming. With no Power to the Trigger, the Fixture will operate at 50% or 25% Dimming. Switches for the Trigger Line can be a Normal AC Switch/Breaker or Timed Switch/Breaker.

Wireless and Other Fixture Controls

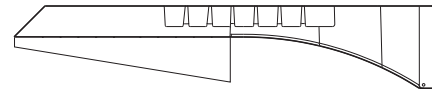
Contact Factory for Wireless and Other Fixture Controls and Recommendations. Most Controls Can be Integrated and Factory Installed.

External Glare Shields



EGS4 - 4 Sided Shield - 3" Deep

Minimum Cutoff = 12°
Average Cutoff = 23°



EGS3W - 3 Sided Shield - 3" Rear Depth

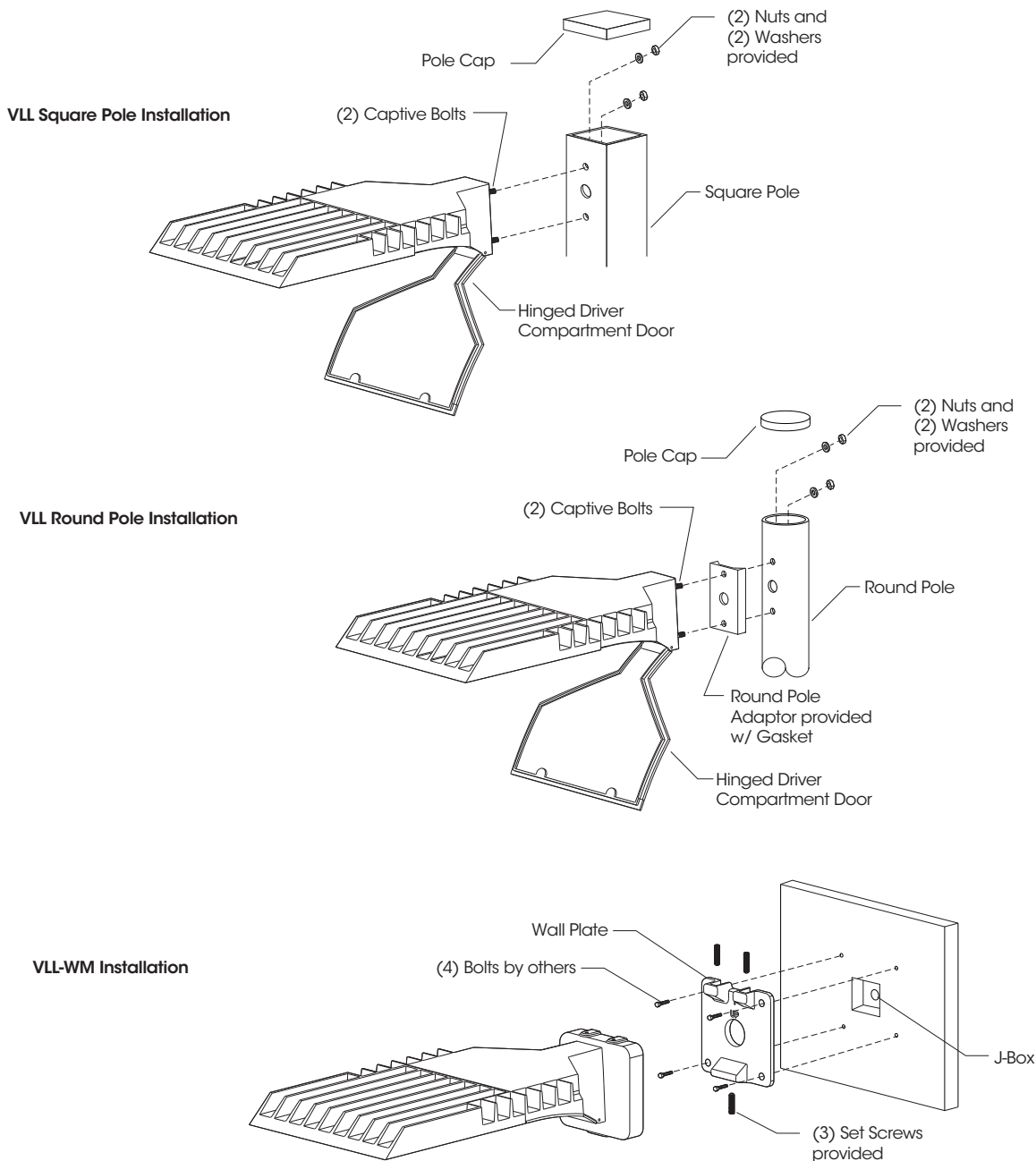
Minimum Rear Cutoff = 12°
Average Rear Cutoff = 23°
Minimum Side Cutoff = 4°
Average Side Cutoff = 16°

Glare Shields are rotatable on VLL. Consult factory for custom applications.



VLL SERIES - LED

INSTALLATION DETAIL





VLL SERIES - LED

PHOTOMETRIC DATA GUIDE - LM-80 LUMEN MAINTENANCE

LED Life / Operating Hours	Lumen Depreciation	Lumen Depreciation Scale Factor
60,000 (10x Test Time Calculated)	L94	0.94x
100,000 (Theoretical Calculated)	L92	0.92x
150,000 (Theoretical Calculated)	L89	0.89x

Lumen Depreciation Calculations Done in Accordance With IESNA TM-21 & LM-80 (25°C Ambient)
TM-21 6x Test Time Dictates that L94 > 60,000 Hours.

ELECTRICAL DATA GUIDE - AMPERAGE CHARTS

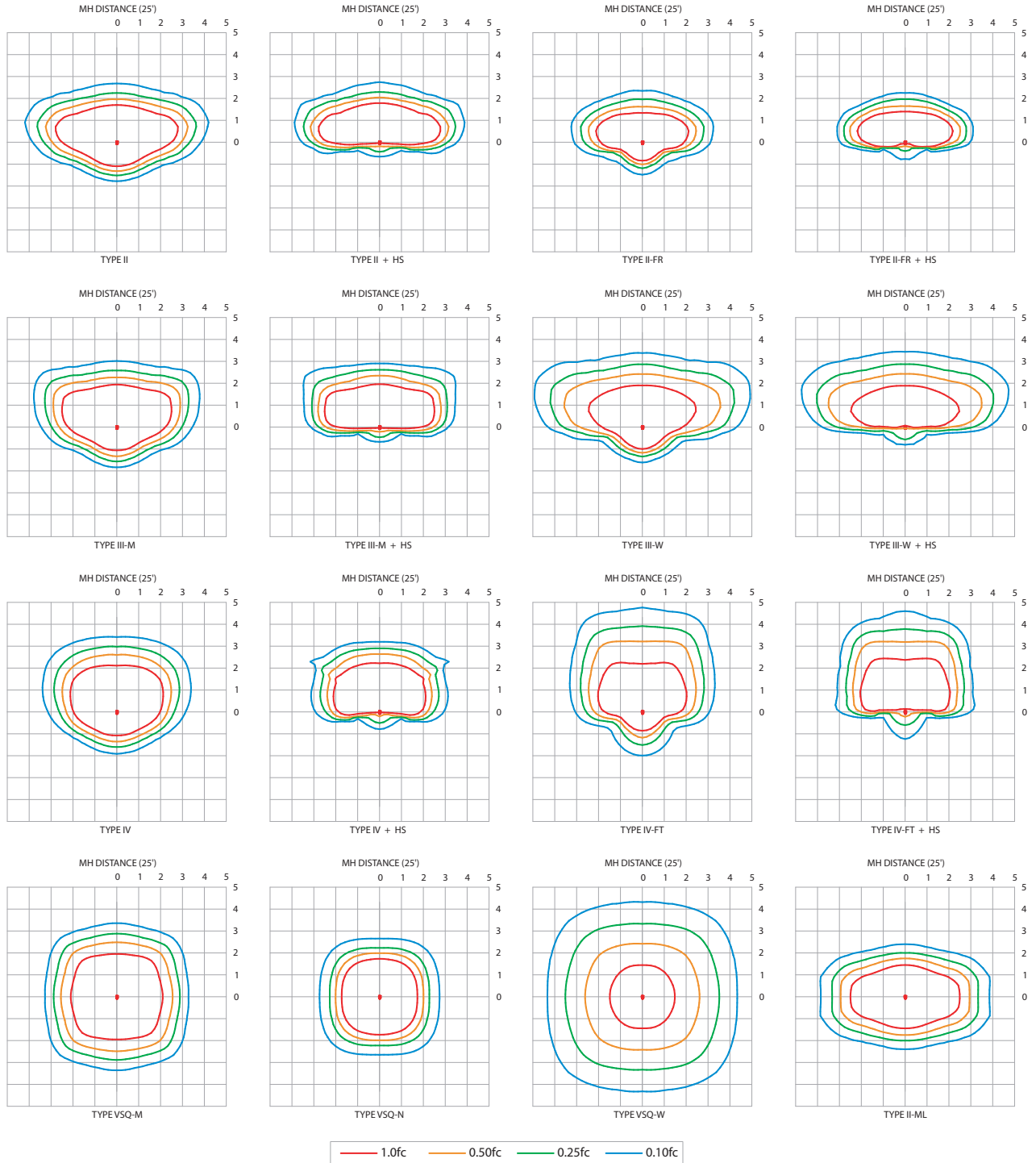
# of LEDs	mA	System Watts	120V	208V	277V	347V	480V
40	350	43	0.36	0.21	0.15	0.12	0.09
40	525	65	0.54	0.31	0.23	0.19	0.13
40	700	87	0.72	0.42	0.31	0.25	0.18
40	875	108	0.90	0.52	0.39	0.31	0.23
40	1050	128	1.07	0.62	0.46	0.37	0.27
80	350	85	0.71	0.41	0.31	0.25	0.18
80	525	129	1.08	0.62	0.47	0.37	0.27
80	700	174	1.45	0.83	0.63	0.50	0.36
80	875	216	1.80	1.04	0.78	0.62	0.45
80	1050	256	2.14	1.23	0.93	0.74	0.53



VLL SERIES - LED

PHOTOMETRIC DATA GUIDE - ISOFOOTCANDLE PLOTS

VLL-PLED-80LED-700mA-40K - 25' Pole Height



IES File downloads for this product can be found at www.usalftg.com/downloads/asr.html



VLL SERIES - LED

PHOTOMETRIC DATA GUIDE - LUMEN TABLES (VLL-PLED)

VLL-PLED																							
LED Count	Drive Current (mA)	System Watts	Dist'n Type	27K (2700K - 70CRI)			30K (3000K - 70CRI)			40K (4000K - 70CRI)			50K (5000K - 70CRI)			System Watts	TRA (590nm)						
				LUMENS	LPW	BUG RATING	LUMENS	LPW	BUG RATING	LUMENS	LPW	BUG RATING	LUMENS	LPW	BUG RATING		LUMENS	LPW	BUG RATING				
40	350	42.7	II	5819	136	B2-U0-G1	6281	147	B2-U0-G1	6612	155	B2-U0-G2	6943	163	B2-U0-G2	33.0	2309	70	B1-U0-G1				
			II-FR	5858	137	B2-U0-G1	6324	148	B2-U0-G1	6657	156	B2-U0-G1	6990	164	B2-U0-G1		2325	70	B1-U0-G0				
			II-ML	5819	136	B3-U0-G3	6282	147	B3-U0-G3	6612	155	B3-U0-G3	6943	163	B3-U0-G3		2309	70	B1-U0-G1				
			IIIM	5921	139	B1-U0-G2	6392	150	B2-U0-G2	6728	158	B2-U0-G2	7065	165	B2-U0-G2		2349	71	B1-U0-G1				
			IIIW	5497	129	B1-U0-G2	5935	139	B1-U0-G2	6247	146	B1-U0-G2	6559	154	B1-U0-G2		2182	66	B1-U0-G1				
			IV	5876	138	B1-U0-G2	6344	149	B2-U0-G2	6677	156	B2-U0-G2	7011	164	B2-U0-G2		2332	71	B1-U0-G1				
			IV-FI	5353	125	B1-U0-G2	5778	135	B1-U0-G2	6083	142	B1-U0-G2	6387	150	B1-U0-G2		2124	64	B1-U0-G1				
			VSQ-N	6141	144	B2-U0-G1	6630	155	B2-U0-G1	6979	163	B2-U0-G1	7328	172	B2-U0-G1		2438	74	B1-U0-G0				
			VSQ-M	6023	141	B3-U0-G1	6502	152	B3-U0-G1	6844	160	B3-U0-G1	7186	168	B3-U0-G1		2390	72	B2-U0-G1				
			VSQ-W	5879	138	B3-U0-G2	6346	149	B3-U0-G2	6680	156	B3-U0-G2	7015	164	B3-U0-G2		2333	71	B2-U0-G1				
			IIHS	4256	100	B0-U0-G1	4594	108	B1-U0-G1	4836	113	B1-U0-G2	5077	119	B1-U0-G2		1689	51	B0-U0-G0				
			II-FR-HS	4329	101	B0-U0-G1	4673	109	B0-U0-G1	4919	115	B0-U0-G1	5165	121	B0-U0-G1		1718	52	B0-U0-G0				
			IIIM-HS	4305	101	B0-U0-G2	4647	109	B0-U0-G2	4892	115	B0-U0-G2	5137	120	B0-U0-G2		1708	52	B0-U0-G1				
			IIIW-HS	4214	99	B0-U0-G2	4550	107	B0-U0-G2	4789	112	B0-U0-G2	5028	118	B0-U0-G2		1673	51	B0-U0-G1				
			IV-HS	4447	104	B0-U0-G1	4801	112	B0-U0-G2	5054	118	B0-U0-G2	5306	124	B0-U0-G2		1764	53	B0-U0-G1				
			IV-FI-HS	4203	98	B0-U0-G2	4537	106	B0-U0-G2	4776	112	B0-U0-G2	5015	117	B0-U0-G2		1668	51	B0-U0-G1				
			40	525	64.7	II	8396	130	B2-U0-G2	9064	140	B2-U0-G2	9541	147	B2-U0-G2		10017	155	B2-U0-G2	51.0	2715	53	B1-U0-G1
						II-FR	8452	131	B2-U0-G1	9125	141	B2-U0-G1	9605	148	B2-U0-G1		10085	156	B2-U0-G1		2733	54	B1-U0-G1
II-ML	8396	130				B3-U0-G3	9064	140	B3-U0-G3	9541	147	B3-U0-G3	10018	155	B3-U0-G3	2715	53	B1-U0-G1					
IIIM	8543	132				B2-U0-G2	9223	143	B2-U0-G2	9708	150	B2-U0-G2	10194	158	B2-U0-G2	2762	54	B1-U0-G1					
IIIW	7932	123				B2-U0-G2	8563	132	B2-U0-G2	9013	139	B2-U0-G3	9464	146	B2-U0-G3	2565	50	B1-U0-G1					
IV	8478	131				B2-U0-G2	9152	141	B2-U0-G2	9634	149	B2-U0-G2	10116	156	B2-U0-G2	2742	54	B1-U0-G1					
IV-FI	7724	119				B2-U0-G3	8338	129	B2-U0-G3	8777	136	B2-U0-G3	9216	142	B2-U0-G3	2497	49	B1-U0-G1					
VSQ-N	8861	137				B3-U0-G1	9566	148	B3-U0-G1	10070	156	B3-U0-G1	10574	163	B3-U0-G1	2866	56	B1-U0-G0					
VSQ-M	8690	134				B3-U0-G2	9381	145	B3-U0-G2	9875	153	B3-U0-G2	10369	160	B3-U0-G2	2809	55	B2-U0-G1					
VSQ-W	8483	131				B4-U0-G2	9157	142	B4-U0-G2	9640	149	B4-U0-G3	10122	156	B4-U0-G3	2743	54	B2-U0-G1					
IIHS	6141	95				B1-U0-G2	6629	102	B1-U0-G2	6978	108	B1-U0-G2	7327	113	B1-U0-G2	1985	39	B0-U0-G1					
II-FR-HS	6246	97				B1-U0-G1	6743	104	B1-U0-G1	7098	110	B1-U0-G1	7453	115	B1-U0-G1	2020	40	B0-U0-G0					
IIIM-HS	6212	96				B0-U0-G2	6706	104	B0-U0-G2	7060	109	B0-U0-G2	7412	115	B0-U0-G2	2009	39	B0-U0-G1					
IIIW-HS	6081	94				B0-U0-G2	6564	101	B0-U0-G2	6910	107	B0-U0-G2	7255	112	B0-U0-G2	1966	39	B0-U0-G1					
IV-HS	6417	99				B0-U0-G2	6927	107	B0-U0-G2	7292	113	B0-U0-G2	7656	118	B1-U0-G2	2075	41	B0-U0-G1					
IV-FI-HS	6064	94				B0-U0-G2	6546	101	B0-U0-G2	6891	107	B1-U0-G2	7235	112	B1-U0-G3	1960	38	B0-U0-G1					
40	700	86.8				II	10669	123	B2-U0-G2	11518	133	B2-U0-G2	12124	140	B2-U0-G2	12730	147	B2-U0-G2	N/A		N/A		
						II-FR	10740	124	B2-U0-G1	11594	134	B3-U0-G1	12205	141	B3-U0-G1	12815	148	B3-U0-G1					
			II-ML	10669	123	B3-U0-G3	11518	133	B3-U0-G3	12124	140	B3-U0-G3	12731	147	B3-U0-G3								
			IIIM	10856	125	B2-U0-G2	11719	135	B2-U0-G2	12336	142	B2-U0-G2	12953	149	B2-U0-G2								
			IIIW	10079	116	B2-U0-G3	10880	125	B2-U0-G3	11453	132	B2-U0-G3	12026	139	B2-U0-G3								
			IV	10774	124	B2-U0-G2	11630	134	B2-U0-G2	12243	141	B2-U0-G2	12855	148	B2-U0-G2								
			IV-FI	9814	113	B2-U0-G3	10595	122	B2-U0-G3	11153	128	B2-U0-G3	11710	135	B2-U0-G3								
			VSQ-N	11260	130	B3-U0-G1	12156	140	B3-U0-G1	12796	147	B3-U0-G1	13435	155	B3-U0-G1								
			VSQ-M	11042	127	B4-U0-G2	11920	137	B4-U0-G2	12548	145	B4-U0-G2	13175	152	B4-U0-G2								
			VSQ-W	10778	124	B4-U0-G3	11636	134	B4-U0-G3	12248	141	B4-U0-G3	12860	148	B4-U0-G3								
			IIHS	7803	90	B1-U0-G2	8423	97	B1-U0-G2	8866	102	B1-U0-G2	9310	107	B1-U0-G2								
			II-FR-HS	7937	91	B1-U0-G1	8568	99	B1-U0-G1	9019	104	B1-U0-G1	9470	109	B1-U0-G1								
			IIIM-HS	7893	91	B1-U0-G2	8521	98	B1-U0-G2	8970	103	B1-U0-G2	9418	109	B1-U0-G2								
			IIIW-HS	7726	89	B0-U0-G2	8341	96	B1-U0-G2	8780	101	B1-U0-G2	9218	106	B1-U0-G2								
			IV-HS	8153	94	B1-U0-G2	8802	101	B1-U0-G2	9265	107	B1-U0-G2	9728	112	B1-U0-G2								
			IV-FI-HS	7705	89	B1-U0-G3	8318	96	B1-U0-G3	8756	101	B1-U0-G3	9194	106	B1-U0-G3								
			40	875	108.0	II	12366	114	B2-U0-G2	13349	124	B2-U0-G2	14052	130	B2-U0-G2	14754	137	B3-U0-G2		N/A		N/A	
						II-FR	12448	115	B3-U0-G1	13439	124	B3-U0-G1	14146	131	B3-U0-G1	14853	138	B3-U0-G2					
II-ML	12366	115				B3-U0-G3	13349	124	B3-U0-G3	14052	130	B3-U0-G3	14755	137	B4-U0-G4								
IIIM	12581	116				B2-U0-G2	13582	126	B2-U0-G2	14297	132	B2-U0-G2	15012	139	B2-U0-G2								
IIIW	11682	108				B2-U0-G3	12611	117	B2-U0-G3	13275	123	B2-U0-G3	13939	129	B2-U0-G3								
IV	12487	116				B2-U0-G2	13480	125	B2-U0-G2	14189	131	B2-U0-G2	14899	138	B2-U0-G2								
IV-FI	11375	105				B2-U0-G3	12280	114	B2-U0-G3	12926	120	B2-U0-G3	13573	126	B2-U0-G3								
VSQ-N	13051	121				B3-U0-G1	14089	130	B3-U0-G1	14830	137	B3-U0-G1	15572	144	B3-U0-G1								
VSQ-M	12798	118				B4-U0-G2	13816	128	B4-U0-G2	14543	135	B4-U0-G2	15270	141	B4-U0-G2								
VSQ-W	12492	116				B4-U0-G3	13486	125	B4-U0-G3	14196	131	B4-U0-G3	14905	138	B4-U0-G3								
IIHS	9044	84				B1-U0-G2	9763	90	B1-U0-G2	10277	95	B1-U0-G2	10791	100	B1-U0-G2								
II-FR-HS	9199	85				B1-U0-G1	9930	92	B1-U0-G1	10453	97	B1-U0-G1	10976	102	B1-U0-G1								
IIIM-HS	9149	85				B1-U0-G2	9876	91	B1-U0-G2	10396	96	B1-U0-G2	10916	101	B1-U0-G2								
IIIW-HS	8955	83				B1-U0-G2	9667	90	B1-U0-G3	10176	94	B1-U0-G3	10685	99	B1-U0-G3								
IV-HS	9450	87				B1-U0-G2	10201	94	B1-U0-G2	10738	99	B1-U0-G2	11275	104	B1-U0-G2								
IV-FI-HS	8931	83				B1-U0-G3	9641	89	B1-U0-G3	10149	94	B1-U0-G3	10666	99	B1-U0-G3								
40	1050	128.2				II	14213	111	B2-U0-G2	15344	120	B3-U0-G2	16151	126	B3-U0-G3	16959	132	B3-U0-G2	N/A		N/A		
						II-FR	14308	112	B3-U0-G1	15446	120	B3-U0-G2	16259	127	B3-U0-G2	17072	133	B3-U0-G2					
			II-ML	14214	111	B3-U0-G3	15344	120	B4-U0-G4	16152	126	B4-U0-G4	16959	132	B4-U0-G4								
			IIIM	14461	113	B2-U0-G2	15612	122	B3-U0-G2	16433	128	B3-U0-G3	17255	135	B3-U0-G3								
			IIIW	13427	105	B2-U0-G3	14495	113	B2-U0-G3	15258	119	B2-U0-G3	16021	125	B3-U0-G3								
			IV	14352	112	B2-U0-G2	15494	121	B3-U0-G2	16309	127	B3-U0-G3	17125	134	B3-U0-G3								
			IV-FI	13075	102	B2-U0-G3	14115	110	B2-U0-G3	14858	116	B3-U0-G3	15601	122	B3-U0-G3								
			VSQ-N	15001	117	B3-U0-G1	16194	126	B4-U0-G1	17046	133	B4-U0-G2	17899	140	B4-U0-G2								
			VSQ-M	14710	115	B4-U0-G2	15880	124	B4-U0-G2	16716	130	B4-U0-G2	17552	137	B4-U0-G2								
			VSQ-W	14359	112	B4-U0-G3	15501	121	B4-U0-G3	16317	127	B4-U0-G3	17132	134	B5-U0-G3								
			IIHS	10395	81	B1-U0-G2	11222	88	B1-U0-G2	11813	92	B1-U0-G2	12403	97	B1-U0-G2								
			II-FR-HS	10573	82	B1-U0-G1	11414	89	B1-U0-G2	12015	94	B1-U0-G2	12616	98	B								



Job Name:
Winston at Churchill

Catalog Number:
VLL-PLED-III-W-40LED-1050MA-**-K-
VOLT-1-FINISH-HS-PLED

Notes:

Type:

OC3WH

ELL22-115188

VLL SERIES - LED

PHOTOMETRIC DATA GUIDE - LUMEN TABLES (VLL-PLED)

VLL-PLED																							
LED Count	Drive Current (mA)	System Watts	Dist'n Type	27K (2700K - 70CRI)			30K (3000K - 70CRI)			40K (4000K - 70CRI)			50K (5000K - 70CRI)			System Watts	TRA (590nm)						
				LUMENS	LPW	BUG RATING	LUMENS	LPW	BUG RATING	LUMENS	LPW	BUG RATING	LUMENS	LPW	BUG RATING		LUMENS	LPW	BUG RATING				
80	350	85.4	II	11277	132	B2-U0-G2	12174	143	B2-U0-G2	12814	150	B2-U0-G2	13455	158	B2-U0-G2	67.0	4475	67	B1-U0-G1				
			IIFR	11352	133	B3-U0-G1	12256	144	B3-U0-G1	12901	151	B3-U0-G1	13546	159	B3-U0-G1		4504	67	B1-U0-G1				
			IIFML	11277	132	B3-U0-G3	12175	143	B3-U0-G3	12815	150	B3-U0-G3	13456	158	B3-U0-G3		4475	67	B2-U0-G2				
			IIIM	11474	134	B2-U0-G2	12387	145	B2-U0-G2	13039	153	B2-U0-G2	13691	160	B2-U0-G2		4553	68	B1-U0-G1				
			IIIW	10654	125	B2-U0-G3	11501	135	B2-U0-G3	12106	142	B2-U0-G3	12712	149	B2-U0-G3		4228	63	B1-U0-G2				
			IV	11388	133	B2-U0-G2	12294	144	B2-U0-G2	12941	152	B2-U0-G2	13588	159	B2-U0-G2		4518	67	B1-U0-G1				
			IVFT	10374	121	B2-U0-G3	11199	131	B2-U0-G3	11788	138	B2-U0-G3	12377	145	B2-U0-G3		4117	61	B1-U0-G1				
			VSQ-N	11902	139	B3-U0-G1	12849	150	B3-U0-G1	13525	158	B3-U0-G1	14202	166	B3-U0-G1		4723	70	B2-U0-G1				
			VSQ-M	11671	137	B4-U0-G2	12600	148	B4-U0-G2	13263	155	B4-U0-G2	13927	163	B4-U0-G2		4631	69	B3-U0-G1				
			VSQ-W	11392	133	B4-U0-G3	12299	144	B4-U0-G3	12946	152	B4-U0-G3	13593	159	B4-U0-G3		4520	67	B3-U0-G2				
			IHS	8247	97	B1-U0-G2	8903	104	B1-U0-G2	9372	110	B1-U0-G2	9840	115	B1-U0-G2		3273	49	B0-U0-G1				
			IIFRHS	8389	98	B1-U0-G1	9056	106	B1-U0-G1	9533	112	B1-U0-G1	10009	117	B1-U0-G1		3329	50	B0-U0-G1				
			IIIMHS	8344	98	B1-U0-G2	9007	105	B1-U0-G2	9482	111	B1-U0-G2	9956	117	B1-U0-G2		3311	49	B0-U0-G1				
			IIWHS	8167	96	B1-U0-G2	8817	103	B1-U0-G2	9281	109	B1-U0-G2	9745	114	B1-U0-G2		3240	48	B0-U0-G1				
			IVHS	8618	101	B1-U0-G2	9304	109	B1-U0-G2	9793	115	B1-U0-G2	10283	120	B1-U0-G2		3420	51	B0-U0-G1				
			IVFTHS	8144	95	B1-U0-G3	8792	103	B1-U0-G3	9255	108	B1-U0-G3	9718	114	B1-U0-G3		3232	48	B0-U0-G2				
			80	525	129.4	II	16239	125	B3-U0-G3	17531	135	B3-U0-G3	18454	143	B3-U0-G3		19377	150	B3-U0-G3	101.0	5251	52	B1-U0-G1
						IIFR	16348	126	B3-U0-G2	17648	136	B3-U0-G2	18577	144	B3-U0-G2		19506	151	B3-U0-G2		5286	52	B1-U0-G1
						IIFML	16240	126	B4-U0-G4	17532	135	B4-U0-G4	18454	143	B4-U0-G4		19377	150	B4-U0-G4		5251	52	B2-U0-G2
						IIIM	16523	128	B3-U0-G3	17837	138	B3-U0-G3	18776	145	B3-U0-G3		19715	152	B3-U0-G3		5343	53	B1-U0-G2
IIIW	15341	119				B2-U0-G3	16562	128	B2-U0-G3	17433	135	B2-U0-G3	18305	141	B2-U0-G3	4961	49	B1-U0-G2					
IV	16398	127				B3-U0-G3	17703	137	B3-U0-G3	18635	144	B3-U0-G3	19566	151	B3-U0-G3	5302	52	B1-U0-G1					
IVFT	14938	115				B3-U0-G3	16127	125	B3-U0-G3	16976	131	B3-U0-G3	17824	138	B3-U0-G3	4830	48	B1-U0-G2					
VSQ-N	17140	132				B4-U0-G2	18504	143	B4-U0-G2	19477	151	B4-U0-G2	20451	158	B4-U0-G2	5542	55	B2-U0-G1					
VSQ-M	16807	130				B4-U0-G2	18144	140	B4-U0-G2	19099	148	B4-U0-G2	20053	155	B4-U0-G2	5434	54	B3-U0-G1					
VSQ-W	16406	127				B4-U0-G3	17711	137	B5-U0-G3	18643	144	B5-U0-G3	19575	151	B5-U0-G3	5304	53	B3-U0-G2					
IHS	11877	92				B1-U0-G2	12821	99	B1-U0-G2	13496	104	B1-U0-G2	14171	110	B1-U0-G2	3841	38	B0-U0-G1					
IIFRHS	12081	93				B1-U0-G2	13042	101	B1-U0-G2	13728	106	B1-U0-G2	14414	111	B1-U0-G2	3906	39	B0-U0-G1					
IIIMHS	12016	93				B1-U0-G3	12971	100	B1-U0-G3	13654	106	B1-U0-G3	14337	111	B1-U0-G3	3885	38	B0-U0-G1					
IIWHS	11760	91				B1-U0-G3	12696	98	B1-U0-G3	13364	103	B1-U0-G3	14032	108	B1-U0-G3	3803	38	B0-U0-G2					
IVHS	12411	96				B1-U0-G2	13398	104	B1-U0-G2	14103	109	B1-U0-G2	14808	114	B1-U0-G2	4013	40	B0-U0-G1					
IVFTHS	11729	91				B1-U0-G3	12662	98	B1-U0-G3	13328	103	B1-U0-G3	13995	108	B1-U0-G3	3792	38	B0-U0-G2					
80	700	173.6				II	20695	119	B3-U0-G3	22322	128	B3-U0-G3	23403	135	B3-U0-G3	24573	142	B3-U0-G3	N/A		N/A		
						IIFR	20732	119	B3-U0-G2	22381	129	B3-U0-G2	23559	136	B3-U0-G2	24736	142	B3-U0-G2					
						IIFML	20695	119	B4-U0-G4	22323	128	B4-U0-G4	23403	135	B4-U0-G4	24573	142	B4-U0-G4					
						IIIM	20954	121	B3-U0-G3	22621	130	B3-U0-G3	23812	137	B3-U0-G3	25003	144	B3-U0-G3					
			IIIW	19456	112	B3-U0-G4	21003	121	B3-U0-G4	22109	127	B3-U0-G4	23214	134	B3-U0-G4								
			IV	20797	120	B3-U0-G3	22451	129	B3-U0-G3	23633	136	B3-U0-G3	24814	143	B3-U0-G3								
			IVFT	18945	109	B3-U0-G4	20452	118	B3-U0-G4	21528	124	B3-U0-G4	22604	130	B3-U0-G4								
			VSQ-N	21737	125	B4-U0-G2	23466	135	B4-U0-G2	24701	142	B4-U0-G2	25936	149	B4-U0-G2								
			VSQ-M	21314	123	B5-U0-G3	23010	133	B5-U0-G3	24221	140	B5-U0-G3	25432	146	B5-U0-G3								
			VSQ-W	20806	120	B5-U0-G3	22461	129	B5-U0-G3	23643	136	B5-U0-G3	24825	143	B5-U0-G3								
			IHS	15062	87	B1-U0-G3	16260	94	B1-U0-G3	17115	99	B1-U0-G3	17971	104	B1-U0-G3								
			IIFRHS	15321	88	B1-U0-G2	16539	95	B1-U0-G2	17410	100	B1-U0-G2	18280	105	B1-U0-G2								
			IIIMHS	15238	88	B1-U0-G3	16450	95	B1-U0-G3	17315	100	B1-U0-G3	18181	105	B1-U0-G3								
			IIWHS	14915	86	B1-U0-G4	16101	93	B1-U0-G4	16948	98	B1-U0-G4	17796	103	B1-U0-G4								
			IVHS	15739	91	B1-U0-G3	16991	98	B1-U0-G3	17885	103	B1-U0-G3	18780	108	B1-U0-G3								
			IVFTHS	14874	86	B1-U0-G4	16058	92	B1-U0-G4	16903	97	B1-U0-G4	17748	102	B1-U0-G4								
			80	875	215.9	II	23798	110	B3-U0-G3	25691	119	B3-U0-G3	27043	125	B3-U0-G3	28395	132	B3-U0-G3		N/A		N/A	
						IIFR	23957	111	B3-U0-G2	25862	120	B3-U0-G2	27223	126	B3-U0-G2	28585	132	B3-U0-G2					
						IIFML	23799	110	B4-U0-G4	25692	119	B4-U0-G4	27044	125	B4-U0-G4	28396	132	B4-U0-G4					
						IIIM	24214	112	B3-U0-G4	26140	121	B3-U0-G4	27516	127	B3-U0-G4	28892	134	B3-U0-G4					
IIIW	22482	104				B3-U0-G4	24270	112	B3-U0-G4	25548	118	B3-U0-G4	26825	124	B3-U0-G4								
IV	24032	111				B3-U0-G3	25943	120	B3-U0-G3	27309	126	B3-U0-G3	28674	133	B3-U0-G3								
IVFT	21892	101				B3-U0-G4	23634	109	B3-U0-G4	24877	115	B3-U0-G4	26121	121	B3-U0-G4								
VSQ-N	25118	116				B4-U0-G2	27116	126	B5-U0-G2	28543	132	B5-U0-G2	29970	139	B5-U0-G2								
VSQ-M	24630	114				B5-U0-G3	26589	123	B5-U0-G3	27988	130	B5-U0-G3	29387	136	B5-U0-G3								
VSQ-W	24042	111				B5-U0-G4	25954	120	B5-U0-G4	27321	127	B5-U0-G4	28686	133	B5-U0-G4								
IHS	17405	81				B1-U0-G3	18789	87	B1-U0-G3	19778	92	B1-U0-G3	20766	96	B2-U0-G4								
IIFRHS	17704	82				B1-U0-G2	19112	89	B1-U0-G2	20118	93	B1-U0-G2	21124	98	B1-U0-G2								
IIIMHS	17608	82				B1-U0-G4	19008	88	B1-U0-G4	20009	93	B1-U0-G4	21009	97	B1-U0-G4								
IIWHS	17234	80				B1-U0-G4	18605	86	B1-U0-G4	19584	91	B1-U0-G4	20564	95	B1-U0-G4								
IVHS	18187	84				B1-U0-G3	19634	91	B1-U0-G3	20667	96	B1-U0-G3	21701	101	B1-U0-G3								
IVFTHS	17188	80				B1-U0-G4	18555	86	B1-U0-G4	19532	90	B1-U0-G4	20509	95	B1-U0-G4								
80	1050	256.4				II	27354	107	B3-U0-G4	29330	115	B4-U0-G4	31084	121	B4-U0-G4	32638	127	B4-U0-G4	N/A		N/A		
						IIFR	27536	107	B3-U0-G2	29727	116	B4-U0-G2	31291	122	B4-U0-G2	32856	128	B4-U0-G2					
						IIFML	27355	107	B4-U0-G4	29331	115	B5-U0-G5	31085	121	B5-U0-G5	32639	127	B5-U0-G5					
						IIIM	27832	109	B3-U0-G4	30046	117	B3-U0-G4	31627	123	B4-U0-G4	33209	130	B4-U0-G4					
			IIIW	25841	101	B3-U0-G4	27897	109	B3-U0-G4	29365	115	B3-U0-G5	30834	120	B3-U0-G5								
			IV	27622	108	B3-U0-G4	29820	116	B3-U0-G4	31389	122	B4-U0-G4	32959	129	B4-U0-G4								
			IVFT	25163	98	B3-U0-G5	27165	106	B3-U0-G5	28595	112	B3-U0-G5	30024	117	B3-U0-G5								
			VSQ-N	28871	113	B5-U0-G2	31168	122	B5-U0-G2	32808	128	B5-U0-G2	34448	134	B5-U0-G2								
			VSQ-M	28310	110	B5-U0-G3	30561	119	B5-U0-G3	32170	125	B5-U0-G4	33779	132	B5-U0-G4								
			VSQ-W	27634	108	B5-U0-G4	29833	116	B5-U0-G4	31403	122	B5-U0-G5	32973	129	B5-U0-G5								
			IHS	20005	78	B1-U0-G4	21596	84	B2-U0-G4	22733	89	B2-U0											



SQUARE STRAIGHT STEEL POLE

SNTS 5"

FEATURES

Shaft

5" square, fabricated from high grade structural steel tube. Shaft conforms to ASTM-A-501-68 specifications. Meets or exceeds minimum yield strength of 46,000 P.S.I. Wall thickness 11 GA. (.120 wall) or 7 GA. (.180 wall) as specified. Reinforced hand hole is furnished with cover. Shaft is furnished with ground lug located inside pole on wall opposite hand hole.

Base Plate

Fabricated from structural quality hot rolled steel. Meets or exceeds minimum yield strength of 36,000 P.S.I. base telescopes and is circumferentially welded to pole shaft. Slotted bolt holes provide 1" flexibility on either side of bolt circle centerline.

Anchorage

(4) anchor bolts fabricated from hot rolled steel bar. Minimum yield strength of 50,000 P.S.I. bolts have "L" bend on one end and are threaded on the other. Bolts are fully galvanized and are furnished with two nuts and two washers.

Base Cover

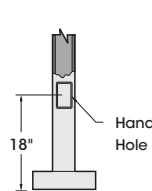
Fabricated from heavy gauge quality carbon steel. Two-piece cover conceals base.

Finish

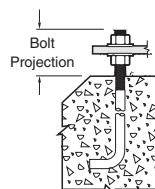
Electrostatically applied TGIC Polyester Powder Coat on substrate prepared with 20 PSI power wash at 140°F. Four step media blast and iron phosphate pretreatment for protection and paint adhesion. 400°F bake for maximum hardness and durability.

PROJECT NAME: _____

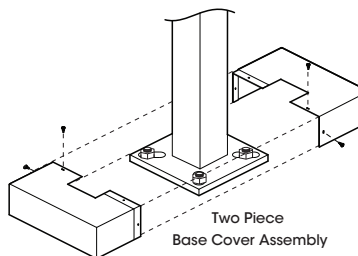
PROJECT TYPE: _____



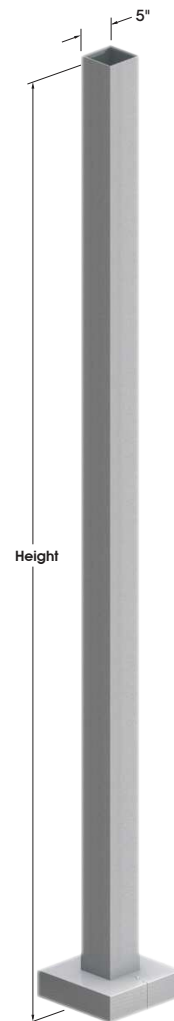
10 1/2" - 12 1/2" Dia.
Bolt Circle



Bolt Projection above grade:
Minimum 3 1/4"
Maximum 3 3/4"



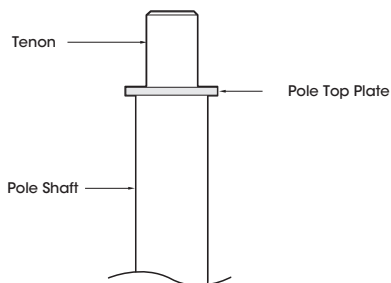
Two Piece
Base Cover Assembly



SNTS5

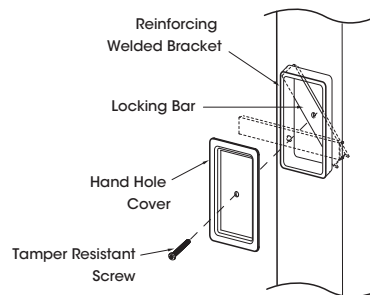
Pole Top Mount

PT23 - 2 3/8" X 4" Tenon PT27 - 2 7/8" X 4" Tenon



Hand Hole Cover

Reinforced hand hole w/tamper resistant bolt assembly





SNTS 5"

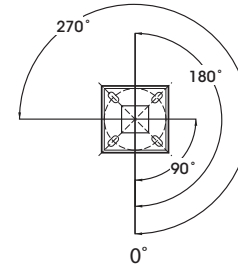
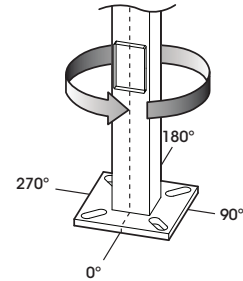
SPECIFICATIONS

Engineering Data
Maximum EPA - Square Feet

Model Number	Max. Fixture Weight	100 MPH	90 MPH	80 MPH	70 MPH
SNTS 185 - 11	400	10.9	14.5	20.2	27.0
SNTS 205 - 11	400	8.6	12.0	16.6	23.3
SNTS 205 - 7	450	15.7	19.2	25.1	31.2
SNTS 255 - 11	400	5.1	6.5	9.8	14.6
SNTS 255 - 7	400	9.4	12.4	17.0	23.8
SNTS 305 - 11	350	N/A	2.8	5.7	7.5
SNTS 305 - 7	375	5.6	8.7	12.1	18.2
SNTS 355 - 7	350	2.5	5.2	9.3	14.9

All above design calculations are based on sustained wind forces plus additional 1.3 wind gust
(Example: Pole rated at 80 MPH withstands 104 MPH gusts)

Drilled Side Mount
Specify drilling location using codes below.



ORDERING INFORMATION

Spec/Order Example: SNTS255-11/3-90/RAL-8019-S/RBC

Pole Model Number - SNTS 5"				Mounting	Finish	Options		
Pole Model Number - SNTS 5"				Mounting	Finish	Options		
	Pole Height	Wall Thickness	Bolt Circle	Anchorage	Arm Mount	Standard Smooth Finish	Receptacle	
<input type="checkbox"/>	SNTS 185 - 11	18'	11	11 1/2"	1"X36"X4"	<input type="checkbox"/> PT23 2 3/8" X 4" Tenon	<input type="checkbox"/> Black RAL-9005-S	<input type="checkbox"/> Duplex Receptacle DUP
<input type="checkbox"/>	SNTS 205 - 11	20'	11	11 1/2"	1"X36"X4"	<input type="checkbox"/> PT27 2 7/8" X 4" Tenon	<input type="checkbox"/> White RAL-9003-S	<input type="checkbox"/> GFI Receptacle GFI
<input type="checkbox"/>	SNTS 205 - 7	20'	7	11 1/2"	1"X36"X4"	<input type="checkbox"/> Other Tenon Mt _____	<input type="checkbox"/> Grey RAL-7004-S	<input type="checkbox"/> 3 Way Adapter T3120
<input type="checkbox"/>	SNTS 255 - 11	25'	11	11 1/2"	1"X36"X4"	Drill Mount	<input type="checkbox"/> Dark Bronze RAL-8019-S	Coupling
<input type="checkbox"/>	SNTS 255 - 7	25'	7	11 1/2"	1"X36"X4"	<input type="checkbox"/> 1	<input type="checkbox"/> Green RAL-6005-S	<input type="checkbox"/> 1/2" Coupling CPLN1/2
<input type="checkbox"/>	SNTS 305 - 11	30'	11	11 1/2"	1"X36"X4"	<input type="checkbox"/> 2-180	STD FINISH = Specify	<input type="checkbox"/> 3/4" Coupling CPLN3/4
<input type="checkbox"/>	SNTS 305 - 7	30'	7	11 1/2"	1"X36"X4"	<input type="checkbox"/> 2-90		<input type="checkbox"/> 2" Coupling CPLN2
<input type="checkbox"/>	SNTS 305 - 7	30'	7	11 1/2"	1"X36"X4"	<input type="checkbox"/> 3-90		Specify Coupling location
<input type="checkbox"/>	SNTS 355 - 7	35'	7	11 1/2"	1"X36"X4"	<input type="checkbox"/> 4-90		Refer to the Accessories Section for other options
<input type="checkbox"/>	SNTS 355 - 7	35'	7	11 1/2"	1"X36"X4"	<input type="checkbox"/> 3-120		
<input type="checkbox"/> Specify other heights _____				3-120 requires PT27 and T3120 Adapter		All Steel Poles supplied with Smooth Finish See USALTG.COM for additional colors		



AREA & ROADWAY LIGHTING

VALULUME SERIES - LED RECTILINEAR AREA LUMINAIRE

Luminaire

Heavy cast, low copper aluminum assembly (A356 alloy, <.2% copper) minimum wall thickness .188" with integral cooling ribs surrounding the electrical compartment. LED Module mounting area is machined to within a 0.002" surface flatness variance for maximum surface contact and thermal conductivity from the LED modules to the radiating fins. Passive radiating fins above the LED Optics provide superior thermal management and long LED life. The optical and electrical compartments are integrated with the support arm to create one assembly. Cast and hinged driver compartment cover provides access to the drivers and wiring.

PLED® Optics

Emitters (LED's) are arrayed on a metal core PCB panel with each emitter located on a copper thermal transfer pad and enclosed by an LED refractor. LED optics completely seal each individual emitter to meet an IP66 rating. In asymmetric distributions, a micro-reflector inside the refractor re-directs the house side emitter output towards the street side and functions as a house side shielding element. Refractors are injection molded optical acrylic. Each LED refractor is sealed to the PCB over an emitter and all refractors are retained by an aluminum frame. Any one Panel, or group of Panels in a luminaire, have the same optical pattern. LED refractors produce standard and specialized street, site, and area distributions. All distributions are Zero Uplight (U0), Full-Cutoff. Panels are field replaceable and field rotatable in 90° increments.

LED Emitters

High Power White LED's are driven between 350mA and 875mA for a maximum output of 2.5 Watts nominal. LED's are available in standard Neutral White (4000K), Cool White (5000K), or Warm White (2700K & 3000K). All Standard LED's have a minimum of 70 CRI. Consult Factory for other LED options. Lumen Maintenance of L94 at 60,000 hours (TM-21 calculated at 6x Test Time).

True Amber LED's TRA-True Amber LED's emit light in the amber spectral bandwidth centered on 585-590nm. True Amber has negligible blue light and is suitable for wildlife.

LED Driver(s)

Constant current electronic with a power factor of >.90 and a minimum operating temperature of -40°F/-40°C. Driver(s) is/are UL and cUL recognized and mounted directly against the Electrical Housing to facilitate thermal transfer, held down by universal clamps to facilitate easy removal. In-line terminal blocks facilitate wiring between the driver and optical arrays. Drivers accept an input of 120-277V, 50/60Hz or 347V-480V, 50,60Hz. (0 - 10V dimmable driver is standard. Driver has a minimum of 3KV internal surge protection. Luminaire supplied with 20KV surge protector for field accessible installation.)

Finish

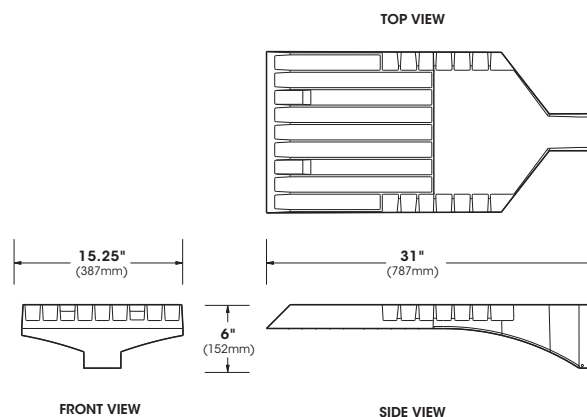
Electrostatically applied TGIC Polyester Powder Coat on substrate prepared with 20 PSI power wash at 140°F. Four step media blast and iron phosphate pretreatment for protection and paint adhesion. 400°F bake for maximum hardness and durability.

PROJECT NAME: _____

PROJECT TYPE: _____



VLL



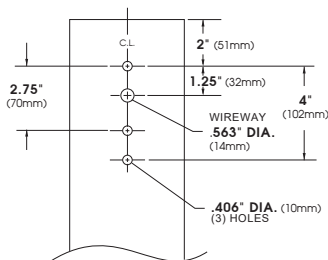
2022153



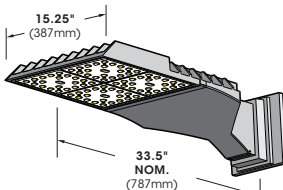
VLL SERIES - LED

SPECIFICATIONS

POLE DRILLING TEMPLATE

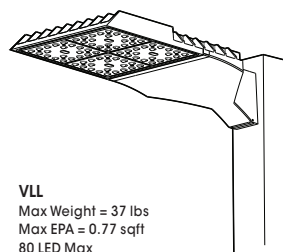


WALL MOUNT



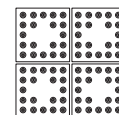
Extruded aluminum arm and cast aluminum Wall Bracket assembly provided with built in gasketed Wire access for Fixture/supply Wire connection.

EPA & WEIGHT




VLL
Max Weight = 37 lbs
Max EPA = 0.77 sqft
80 LED Max

PLED™ MODULES

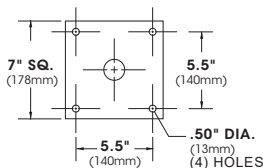


80 LED Module



40 LED Module

MOUNT PLATE



ORDERING INFORMATION

Spec/Order Example: VLL/PLED-III/80LED-525mA/30K/277/PC-T

Luminaire	Optics	LED Mode			Voltage	Mounting	Finish	Options
Luminaire	Optics	LED	**K = Specify	Voltage	Mounting	Finish	Options	
	PLED™ Distribution Type	# of LEDs	Drive Current	Color Temp - CCT	VOLT = Specify	Arm Mount	Standard Textured Finish	
<input type="checkbox"/> VLL	<input type="checkbox"/> Type II PLED-II <input type="checkbox"/> Type II Front Row PLED-II-FR <input type="checkbox"/> Type III Median Illuminator PLED-II-MIL <input type="checkbox"/> Type III Med. PLED-III <input type="checkbox"/> Type III Wide PLED-III-W <input type="checkbox"/> Type IV PLED-IV <input type="checkbox"/> Type IV PLED-IV-FT <input type="checkbox"/> Type V Narrow PLED-VSQ-N <input type="checkbox"/> Type V Med. PLED-V-SQ-M <input type="checkbox"/> Type V Wide PLED-V-SQ-W	<input type="checkbox"/> 80LED <input type="checkbox"/> 40LED	<input type="checkbox"/> 1050mA <input type="checkbox"/> 875mA <input type="checkbox"/> 700mA <input type="checkbox"/> 525mA <input type="checkbox"/> 350mA	<input type="checkbox"/> 27K (2700K) <input type="checkbox"/> 30K (3000K) <input type="checkbox"/> 40K (4000K) <input type="checkbox"/> 50K (5000K) <input type="checkbox"/> TRA True Amber ¹ Consult Factory for Other LED Color, CCT, & CRI Options	<input type="checkbox"/> 120 <input type="checkbox"/> 208 <input type="checkbox"/> 240 <input type="checkbox"/> 277 <input type="checkbox"/> 347 <input type="checkbox"/> 480	<input type="checkbox"/> 1 <input type="checkbox"/> 2-180 <input type="checkbox"/> 2-90 <input type="checkbox"/> 3-90 <input type="checkbox"/> 3-120 <input type="checkbox"/> 4-90 Wall Mount <input type="checkbox"/> WM	<input type="checkbox"/> Black RAL-9005-T <input type="checkbox"/> White RAL-9003-T <input type="checkbox"/> Grey RAL-7004-T <input type="checkbox"/> Dark Bronze RAL-8019-T <input type="checkbox"/> Green RAL-6005-T Premium Finishes <input type="checkbox"/> Rust <input type="checkbox"/> Patina Copper PC	<input type="checkbox"/> Internal House Side Shield inc. LED Count (Example: HS-PLED/48) HS-PLED <input type="checkbox"/> External Glare Shield 4 Sided EGS4 <input type="checkbox"/> External Glare Shield 3 Sided Rear Wedge EGS3W <input type="checkbox"/> Round Pole Adapter RPA <input type="checkbox"/> Twist Lock Receptacle Only TPR <input type="checkbox"/> 7-Pin Twist Lock Receptacle Only TPR7 <input type="checkbox"/> High-Low Dimming for Switch by Others/Select Levels 50/100 or 25/100 (Example: HLSW/25) HLSW <input type="checkbox"/> Photo Cell + Voltage (Example: PC120V) PC+V <input type="checkbox"/> Single Fuse (120V, 277V) SF <input type="checkbox"/> Double Fuse (208V, 240V) DF <input type="checkbox"/> Blue-Tooth Programmable Photo/Motion Sensor (Factory - Motion 50/100, Photo 75c) MS-F311
		NOTES: 1- Available in 350mA & 525mA drive currents only		Consult Factory for Other Drive Currents		For smooth finish replace suffix "T" with suffix "S" (Example: RAL-9500-S) Consult factor for custom colors		



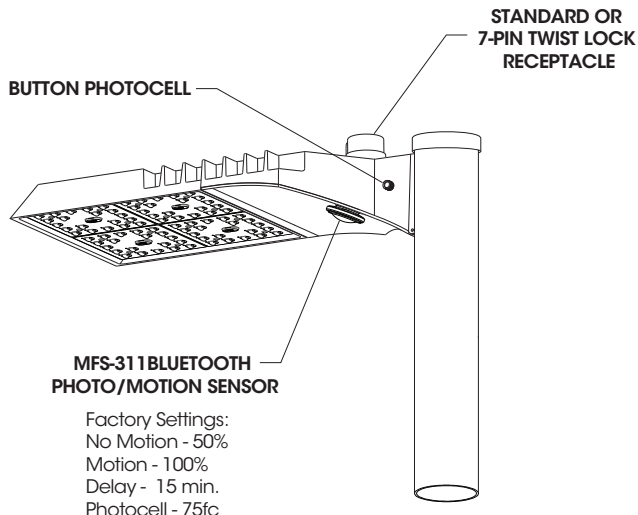
FINISH = Specify





VLL SERIES - LED

OPTIONS



MFS-311 BLUETOOTH PHOTO/MOTION SENSOR

Factory Settings:
No Motion - 50%
Motion - 100%
Delay - 15 min.
Photocell - 75fc

Sensors can be Field Programmed With Bluetooth App

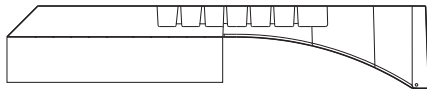
High Low Dimming For Switches (HLSW)

The HLSW is a Small Electronic Switch which Provides High Low Dimming Control Through the LED Driver's 0-10V Control. Switching is Done by Adding a Secondary AC Switched Hot Trigger Line to the HLSW in Addition to the Normal AC Power Line. When the Secondary Trigger Line is Powered, the Fixture will go to 100% Dimming. With no Power to the Trigger, the Fixture will operate at 50% or 25% Dimming. Switches for the Trigger Line can be a Normal AC Switch/Breaker or Timed Switch/Breaker.

Wireless and Other Fixture Controls

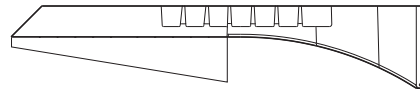
Contact Factory for Wireless and Other Fixture Controls and Recommendations. Most Controls Can be Integrated and Factory Installed.

External Glare Shields



EGS4 - 4 Sided Shield - 3" Deep

Minimum Cutoff = 12°
Average Cutoff = 23°



EGS3W - 3 Sided Shield - 3" Rear Depth

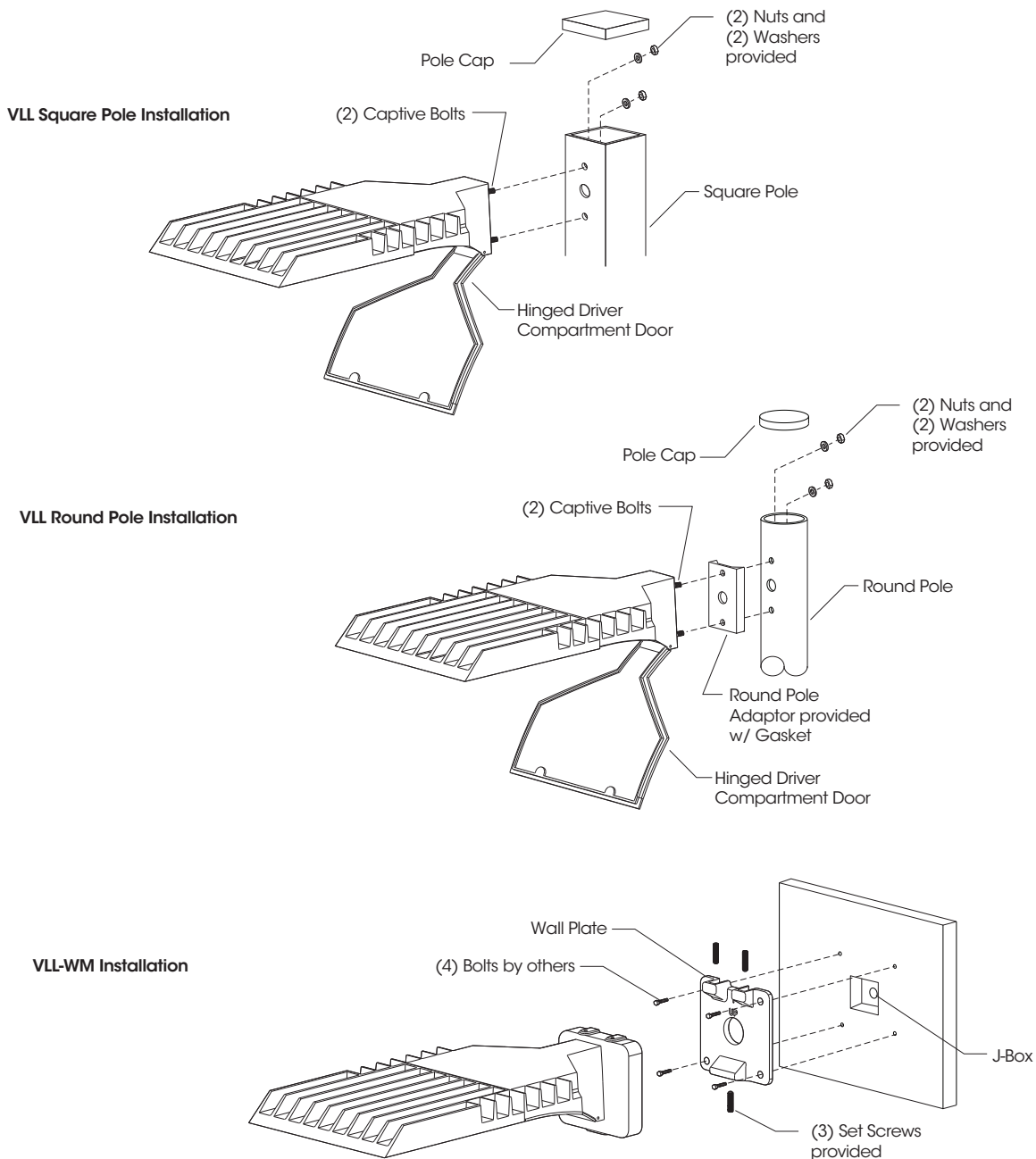
Minimum Rear Cutoff = 12°
Average Rear Cutoff = 23°
Minimum Side Cutoff = 4°
Average Side Cutoff = 16°

Glare Shields are rotatable on VLL. Consult factory for custom applications.



VLL SERIES - LED

INSTALLATION DETAIL





Job Name:
Winston at Churchill

Catalog Number:

VLL-PLED-VSQ-M-40LED-1050MA-
**K-VOLT-1-FINISH

Notes:

Type:

OC5M

ELL22-115188

VLL SERIES - LED

PHOTOMETRIC DATA GUIDE - LM-80 LUMEN MAINTENANCE

LED Life / Operating Hours	Lumen Depreciation	Lumen Depreciation Scale Factor
60,000 (10x Test Time Calculated)	L94	0.94x
100,000 (Theoretical Calculated)	L92	0.92x
150,000 (Theoretical Calculated)	L89	0.89x

Lumen Depreciation Calculations Done in Accordance With IESNA TM-21 & LM-80 (25°C Ambient)
TM-21 6x Test Time Dictates that L94 > 60,000 Hours.

ELECTRICAL DATA GUIDE - AMPERAGE CHARTS

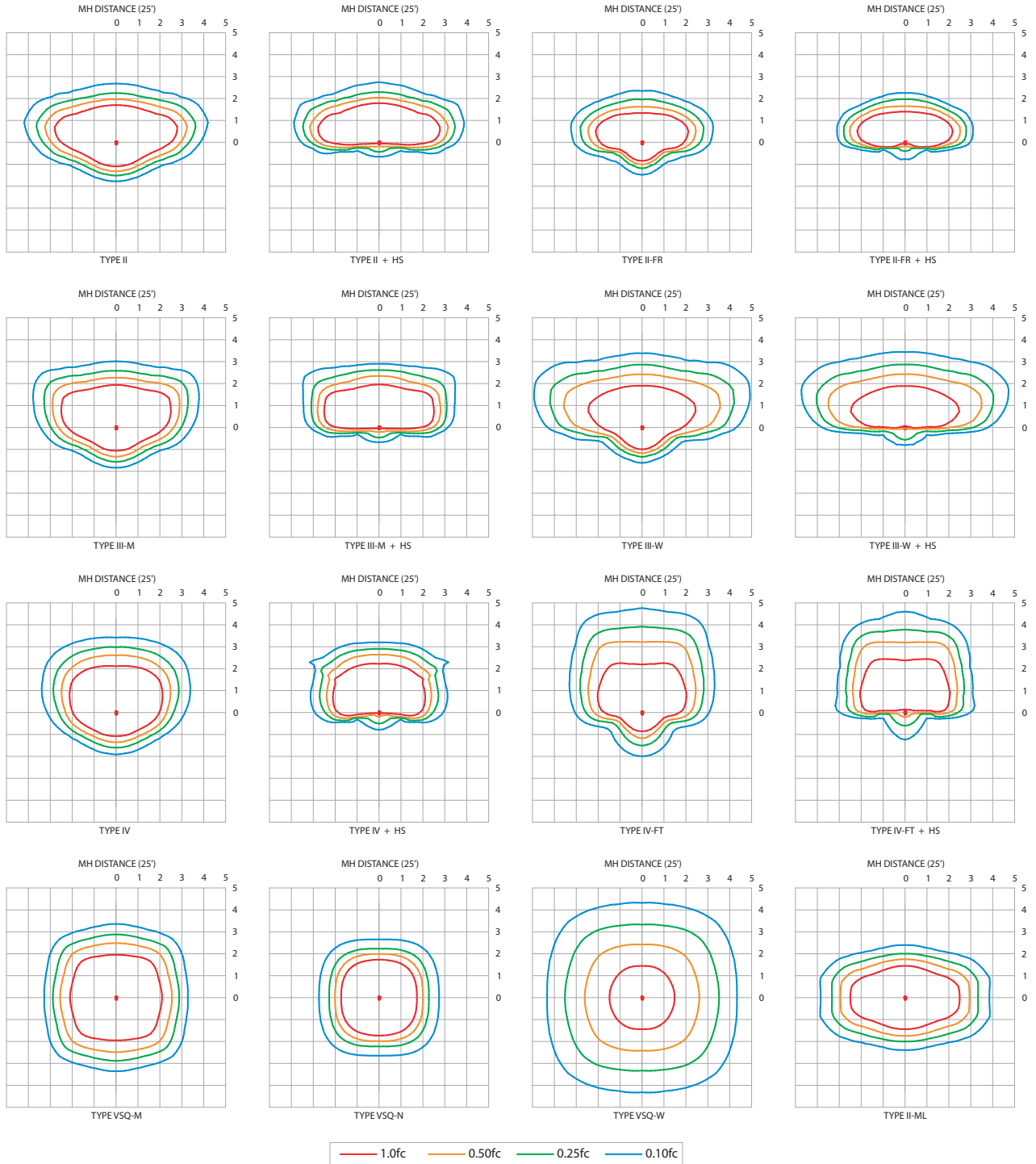
# of LEDs	mA	System Watts	120V	208V	277V	347V	480V
40	350	43	0.36	0.21	0.15	0.12	0.09
40	525	65	0.54	0.31	0.23	0.19	0.13
40	700	87	0.72	0.42	0.31	0.25	0.18
40	875	108	0.90	0.52	0.39	0.31	0.23
40	1050	128	1.07	0.62	0.46	0.37	0.27
80	350	85	0.71	0.41	0.31	0.25	0.18
80	525	129	1.08	0.62	0.47	0.37	0.27
80	700	174	1.45	0.83	0.63	0.50	0.36
80	875	216	1.80	1.04	0.78	0.62	0.45
80	1050	256	2.14	1.23	0.93	0.74	0.53



VLL SERIES - LED

PHOTOMETRIC DATA GUIDE - ISOFOOTCANDLE PLOTS

VLL-PLED-80LED-700mA-40K - 25' Pole Height



IES File downloads for this product can be found at www.usalftg.com/downloads/asr.html



VLL SERIES - LED

PHOTOMETRIC DATA GUIDE - LUMEN TABLES (VLL-PLED)

VLL-PLED																							
LED Count	Drive Current (mA)	System Watts	Dist'n Type	27K (2700K - 70CRI)			30K (3000K - 70CRI)			40K (4000K - 70CRI)			50K (5000K - 70CRI)			System Watts	TRA (590nm)						
				LUMENS	LPW	BUG RATING	LUMENS	LPW	BUG RATING	LUMENS	LPW	BUG RATING	LUMENS	LPW	BUG RATING		LUMENS	LPW	BUG RATING				
40	350	42.7	II	5819	136	B2-U0-G1	6281	147	B2-U0-G1	6612	155	B2-U0-G2	6943	163	B2-U0-G2	33.0	2309	70	B1-U0-G1				
			II-FR	5858	137	B2-U0-G1	6324	148	B2-U0-G1	6657	156	B2-U0-G1	6990	164	B2-U0-G1		2325	70	B1-U0-G0				
			II-ML	5819	136	B3-U0-G3	6282	147	B3-U0-G3	6612	155	B3-U0-G3	6943	163	B3-U0-G3		2309	70	B1-U0-G1				
			IIIM	5921	139	B1-U0-G2	6392	150	B2-U0-G2	6728	158	B2-U0-G2	7065	165	B2-U0-G2		2349	71	B1-U0-G1				
			IIIW	5497	129	B1-U0-G2	5935	139	B1-U0-G2	6247	146	B1-U0-G2	6559	154	B1-U0-G2		2182	66	B1-U0-G1				
			IV	5876	138	B1-U0-G2	6344	149	B2-U0-G2	6677	156	B2-U0-G2	7011	164	B2-U0-G2		2332	71	B1-U0-G1				
			IV-FT	5353	125	B1-U0-G2	5778	135	B1-U0-G2	6083	142	B1-U0-G2	6387	150	B1-U0-G2		2124	64	B1-U0-G1				
			VSQ-N	6141	144	B2-U0-G1	6630	155	B2-U0-G1	6979	163	B2-U0-G1	7328	172	B2-U0-G1		2438	74	B1-U0-G0				
			VSQ-M	6023	141	B3-U0-G1	6502	152	B3-U0-G1	6844	160	B3-U0-G1	7186	168	B3-U0-G1		2390	72	B2-U0-G1				
			VSQ-W	5879	138	B3-U0-G2	6346	149	B3-U0-G2	6680	156	B3-U0-G2	7015	164	B3-U0-G2		2333	71	B2-U0-G1				
			IIHS	4256	100	B0-U0-G1	4594	108	B1-U0-G1	4836	113	B1-U0-G2	5077	119	B1-U0-G2		1689	51	B0-U0-G0				
			II-FRHS	4329	101	B0-U0-G1	4673	109	B0-U0-G1	4919	115	B0-U0-G1	5165	121	B0-U0-G1		1718	52	B0-U0-G0				
			IIIM-HS	4305	101	B0-U0-G2	4647	109	B0-U0-G2	4892	115	B0-U0-G2	5137	120	B0-U0-G2		1708	52	B0-U0-G1				
			IIIW-HS	4214	99	B0-U0-G2	4550	107	B0-U0-G2	4789	112	B0-U0-G2	5028	118	B0-U0-G2		1673	51	B0-U0-G1				
			IV-HS	4447	104	B0-U0-G1	4801	112	B0-U0-G2	5054	118	B0-U0-G2	5306	124	B0-U0-G2		1764	53	B0-U0-G1				
			IV-FT-HS	4203	98	B0-U0-G2	4537	106	B0-U0-G2	4776	112	B0-U0-G2	5015	117	B0-U0-G2		1668	51	B0-U0-G1				
			40	525	64.7	II	8396	130	B2-U0-G2	9064	140	B2-U0-G2	9541	147	B2-U0-G2		10017	155	B2-U0-G2	51.0	2715	53	B1-U0-G1
						II-FR	8452	131	B2-U0-G1	9125	141	B2-U0-G1	9605	148	B2-U0-G1		10085	156	B2-U0-G1		2733	54	B1-U0-G1
II-ML	8396	130				B3-U0-G3	9064	140	B3-U0-G3	9541	147	B3-U0-G3	10018	155	B3-U0-G3	2715	53	B1-U0-G1					
IIIM	8543	132				B2-U0-G2	9223	143	B2-U0-G2	9708	150	B2-U0-G2	10194	158	B2-U0-G2	2762	54	B1-U0-G1					
IIIW	7932	123				B2-U0-G2	8563	132	B2-U0-G2	9013	139	B2-U0-G3	9464	146	B2-U0-G3	2565	50	B1-U0-G1					
IV	8478	131				B2-U0-G2	9152	141	B2-U0-G2	9634	149	B2-U0-G2	10116	156	B2-U0-G2	2742	54	B1-U0-G1					
IV-FT	7724	119				B2-U0-G3	8338	129	B2-U0-G3	8777	136	B2-U0-G3	9216	142	B2-U0-G3	2497	49	B1-U0-G1					
VSQ-N	8861	137				B3-U0-G1	9566	148	B3-U0-G1	10070	156	B3-U0-G1	10574	163	B3-U0-G1	2866	56	B1-U0-G0					
VSQ-M	8690	134				B3-U0-G2	9381	145	B3-U0-G2	9875	153	B3-U0-G2	10369	160	B3-U0-G2	2809	55	B2-U0-G1					
VSQ-W	8483	131				B4-U0-G2	9157	142	B4-U0-G2	9640	149	B4-U0-G3	10122	156	B4-U0-G3	2743	54	B2-U0-G1					
IIHS	6141	95				B1-U0-G2	6629	102	B1-U0-G2	6978	108	B1-U0-G2	7327	113	B1-U0-G2	1985	39	B0-U0-G1					
II-FRHS	6246	97				B1-U0-G1	6743	104	B1-U0-G1	7098	110	B1-U0-G1	7453	115	B1-U0-G1	2020	40	B0-U0-G0					
IIIM-HS	6212	96				B0-U0-G2	6706	104	B0-U0-G2	7060	109	B0-U0-G2	7412	115	B0-U0-G2	2009	39	B0-U0-G1					
IIIW-HS	6081	94				B0-U0-G2	6564	101	B0-U0-G2	6910	107	B0-U0-G2	7255	112	B0-U0-G2	1966	39	B0-U0-G1					
IV-HS	6417	99				B0-U0-G2	6927	107	B0-U0-G2	7292	113	B0-U0-G2	7656	118	B1-U0-G2	2075	41	B0-U0-G1					
IV-FT-HS	6064	94				B0-U0-G2	6546	101	B0-U0-G2	6891	107	B1-U0-G2	7235	112	B1-U0-G3	1960	38	B0-U0-G1					
40	700	86.8				II	10669	123	B2-U0-G2	11518	133	B2-U0-G2	12124	140	B2-U0-G2	12730	147	B2-U0-G2	N/A		N/A		
						II-FR	10740	124	B2-U0-G1	11594	134	B3-U0-G1	12205	141	B3-U0-G1	12815	148	B3-U0-G1					
			II-ML	10669	123	B3-U0-G3	11518	133	B3-U0-G3	12124	140	B3-U0-G3	12731	147	B3-U0-G3								
			IIIM	10856	125	B2-U0-G2	11719	135	B2-U0-G2	12336	142	B2-U0-G2	12953	149	B2-U0-G2								
			IIIW	10079	116	B2-U0-G3	10880	125	B2-U0-G3	11453	132	B2-U0-G3	12026	139	B2-U0-G3								
			IV	10774	124	B2-U0-G2	11630	134	B2-U0-G2	12243	141	B2-U0-G2	12855	148	B2-U0-G2								
			IV-FT	9814	113	B2-U0-G3	10595	122	B2-U0-G3	11153	128	B2-U0-G3	11710	135	B2-U0-G3								
			VSQ-N	11260	130	B3-U0-G1	12156	140	B3-U0-G1	12796	147	B3-U0-G1	13435	155	B3-U0-G1								
			VSQ-M	11042	127	B4-U0-G2	11920	137	B4-U0-G2	12548	145	B4-U0-G2	13175	152	B4-U0-G2								
			VSQ-W	10778	124	B4-U0-G3	11636	134	B4-U0-G3	12248	141	B4-U0-G3	12860	148	B4-U0-G3								
			IIHS	7803	90	B1-U0-G2	8423	97	B1-U0-G2	8866	102	B1-U0-G2	9310	107	B1-U0-G2								
			II-FRHS	7937	91	B1-U0-G1	8568	99	B1-U0-G1	9019	104	B1-U0-G1	9470	109	B1-U0-G1								
			IIIM-HS	7893	91	B1-U0-G2	8521	98	B1-U0-G2	8970	103	B1-U0-G2	9418	109	B1-U0-G2								
			IIIW-HS	7726	89	B0-U0-G2	8341	96	B1-U0-G2	8780	101	B1-U0-G2	9218	106	B1-U0-G2								
			IV-HS	8153	94	B1-U0-G2	8802	101	B1-U0-G2	9265	107	B1-U0-G2	9728	112	B1-U0-G2								
			IV-FT-HS	7705	89	B1-U0-G3	8318	96	B1-U0-G3	8756	101	B1-U0-G3	9194	106	B1-U0-G3								
			40	875	108.0	II	12366	114	B2-U0-G2	13349	124	B2-U0-G2	14052	130	B2-U0-G2	14754	137	B3-U0-G2		N/A		N/A	
						II-FR	12448	115	B3-U0-G1	13439	124	B3-U0-G1	14146	131	B3-U0-G1	14853	138	B3-U0-G2					
II-ML	12366	115				B3-U0-G3	13349	124	B3-U0-G3	14052	130	B3-U0-G3	14755	137	B4-U0-G4								
IIIM	12581	116				B2-U0-G2	13582	126	B2-U0-G2	14297	132	B2-U0-G2	15012	139	B2-U0-G2								
IIIW	11682	108				B2-U0-G3	12611	117	B2-U0-G3	13275	123	B2-U0-G3	13939	129	B2-U0-G3								
IV	12487	116				B2-U0-G2	13480	125	B2-U0-G2	14189	131	B2-U0-G2	14899	138	B2-U0-G2								
IV-FT	11375	105				B2-U0-G3	12280	114	B2-U0-G3	12926	120	B2-U0-G3	13573	126	B2-U0-G3								
VSQ-N	13051	121				B3-U0-G1	14089	130	B3-U0-G1	14830	137	B3-U0-G1	15572	144	B3-U0-G1								
VSQ-M	12798	118				B4-U0-G2	13816	128	B4-U0-G2	14543	135	B4-U0-G2	15270	141	B4-U0-G2								
VSQ-W	12492	116				B4-U0-G3	13486	125	B4-U0-G3	14196	131	B4-U0-G3	14905	138	B4-U0-G3								
IIHS	9044	84				B1-U0-G2	9763	90	B1-U0-G2	10277	95	B1-U0-G2	10791	100	B1-U0-G2								
II-FRHS	9199	85				B1-U0-G1	9930	92	B1-U0-G1	10453	97	B1-U0-G1	10976	102	B1-U0-G1								
IIIM-HS	9149	85				B1-U0-G2	9876	91	B1-U0-G2	10396	96	B1-U0-G2	10916	101	B1-U0-G2								
IIIW-HS	8955	83				B1-U0-G2	9667	90	B1-U0-G3	10176	94	B1-U0-G3	10685	99	B1-U0-G3								
IV-HS	9450	87				B1-U0-G2	10201	94	B1-U0-G2	10738	99	B1-U0-G2	11275	104	B1-U0-G2								
IV-FT-HS	8931	83				B1-U0-G3	9641	89	B1-U0-G3	10149	94	B1-U0-G3	10666	99	B1-U0-G3								
40	1050	128.2				II	14213	111	B2-U0-G2	15344	120	B3-U0-G2	16151	126	B3-U0-G3	16959	132	B3-U0-G3	N/A		N/A		
						II-FR	14308	112	B3-U0-G1	15446	120	B3-U0-G2	16259	127	B3-U0-G2	17072	133	B3-U0-G2					
			II-ML	14214	111	B3-U0-G3	15344	120	B4-U0-G4	16152	126	B4-U0-G4	16959	132	B4-U0-G4								
			IIIM	14461	113	B2-U0-G2	15612	122	B3-U0-G2	16433	128	B3-U0-G3	17255	135	B3-U0-G3								
			IIIW	13427	105	B2-U0-G3	14495	113	B2-U0-G3	15258	119	B2-U0-G3	16021	125	B3-U0-G3								
			IV	14352	112	B2-U0-G2	15494	121	B3-U0-G2	16309	127	B3-U0-G3	17125	134	B3-U0-G3								
			IV-FT	13075	102	B2-U0-G3	14115	110	B2-U0-G3	14858	116	B3-U0-G3	15601	122	B3-U0-G3								
			VSQ-N	15001	117	B3-U0-G1	16194	126	B4-U0-G1	17046	133	B4-U0-G2	17899	140	B4-U0-G2								
			VSQ-M	14710	115	B4-U0-G2	15880	124	B4-U0-G2	16716	130	B4-U0-G2	17552	137	B4-U0-G2								
			VSQ-W	14359	112	B4-U0-G3	15501	121	B4-U0-G3	16317	127	B4-U0-G3	17132	134	B5-U0-G3								
			IIHS	10395	81	B1-U0-G2	11222	88	B1-U0-G2	11813	92	B1-U0-G2	12403	97	B1-U0-G2								
			II-FRHS	10573	82	B1-U0-G1	11414	89	B1-U														



Job Name:
Winston at Churchill

Catalog Number:
VLL-PLED-VSQ-M-40LED-1050MA-
**K-VOLT-1-FINISH

Notes:

Type:

OC5M

ELL22-115188

VLL SERIES - LED

PHOTOMETRIC DATA GUIDE - LUMEN TABLES (VLL-PLED)

VLL-PLED																							
LED Count	Drive Current (mA)	System Watts	Dist'n Type	27K (2700K - 70CRI)			30K (3000K - 70CRI)			40K (4000K - 70CRI)			50K (5000K - 70CRI)			System Watts	TRA (590nm)						
				LUMENS	LPW	BUG RATING	LUMENS	LPW	BUG RATING	LUMENS	LPW	BUG RATING	LUMENS	LPW	BUG RATING		LUMENS	LPW	BUG RATING				
80	350	85.4	II	11277	132	B2-U0-G2	12174	143	B2-U0-G2	12814	150	B2-U0-G2	13455	158	B2-U0-G2	67.0	4475	67	B1-U0-G1				
			II-FR	11352	133	B3-U0-G1	12256	144	B3-U0-G1	12901	151	B3-U0-G1	13546	159	B3-U0-G1		4504	67	B1-U0-G1				
			II-ML	11277	132	B3-U0-G3	12175	143	B3-U0-G3	12815	150	B3-U0-G3	13456	158	B3-U0-G3		4475	67	B2-U0-G2				
			II-M	11474	134	B2-U0-G2	12387	145	B2-U0-G2	13039	153	B2-U0-G2	13691	160	B2-U0-G2		4553	68	B1-U0-G1				
			II-W	10654	125	B2-U0-G3	11501	135	B2-U0-G3	12106	142	B2-U0-G3	12712	149	B2-U0-G3		4228	63	B1-U0-G2				
			IV	11388	133	B2-U0-G2	12294	144	B2-U0-G2	12941	152	B2-U0-G2	13588	159	B2-U0-G2		4518	67	B1-U0-G1				
			IV-FT	10374	121	B2-U0-G3	11199	131	B2-U0-G3	11788	138	B2-U0-G3	12377	145	B2-U0-G3		4117	61	B1-U0-G1				
			VSQ-N	11902	139	B3-U0-G1	12849	150	B3-U0-G1	13525	158	B3-U0-G1	14202	166	B3-U0-G1		4723	70	B2-U0-G1				
			VSQ-M	11671	137	B4-U0-G2	12600	148	B4-U0-G2	13263	155	B4-U0-G2	13927	163	B4-U0-G2		4631	69	B3-U0-G1				
			VSQ-W	11392	133	B4-U0-G3	12299	144	B4-U0-G3	12946	152	B4-U0-G3	13593	159	B4-U0-G3		4520	67	B3-U0-G2				
			IIHS	8247	97	B1-U0-G2	8903	104	B1-U0-G2	9372	110	B1-U0-G2	9840	115	B1-U0-G2		3273	49	B0-U0-G1				
			II-FR-HS	8389	98	B1-U0-G1	9056	106	B1-U0-G1	9533	112	B1-U0-G1	10009	117	B1-U0-G1		3329	50	B0-U0-G1				
			II-M-HS	8344	98	B1-U0-G2	9007	105	B1-U0-G2	9482	111	B1-U0-G2	9956	117	B1-U0-G2		3311	49	B0-U0-G1				
			II-W-HS	8167	96	B1-U0-G2	8817	103	B1-U0-G2	9281	109	B1-U0-G2	9745	114	B1-U0-G2		3240	48	B0-U0-G1				
			IV-HS	8618	101	B1-U0-G2	9304	109	B1-U0-G2	9793	115	B1-U0-G2	10283	120	B1-U0-G2		3420	51	B0-U0-G1				
			IV-FT-HS	8144	95	B1-U0-G3	8792	103	B1-U0-G3	9255	108	B1-U0-G3	9718	114	B1-U0-G3		3232	48	B0-U0-G2				
			80	525	129.4	II	16239	125	B3-U0-G3	17531	135	B3-U0-G3	18454	143	B3-U0-G3		19377	150	B3-U0-G3	101.0	5251	52	B1-U0-G1
						II-FR	16348	126	B3-U0-G2	17648	136	B3-U0-G2	18577	144	B3-U0-G2		19506	151	B3-U0-G2		5286	52	B1-U0-G1
						II-ML	16240	126	B4-U0-G4	17532	135	B4-U0-G4	18454	143	B4-U0-G4		19377	150	B4-U0-G4		5251	52	B2-U0-G2
						II-M	16523	128	B3-U0-G3	17837	138	B3-U0-G3	18776	145	B3-U0-G3		19715	152	B3-U0-G3		5343	53	B1-U0-G2
II-W	15341	119				B2-U0-G3	16562	128	B2-U0-G3	17433	135	B2-U0-G3	18305	141	B2-U0-G3	4961	49	B1-U0-G2					
IV	16398	127				B3-U0-G3	17703	137	B3-U0-G3	18635	144	B3-U0-G3	19566	151	B3-U0-G3	5302	52	B1-U0-G1					
IV-FT	14938	115				B3-U0-G3	16127	125	B3-U0-G3	16976	131	B3-U0-G3	17824	138	B3-U0-G3	4830	48	B1-U0-G2					
VSQ-N	17140	132				B4-U0-G2	18504	143	B4-U0-G2	19477	151	B4-U0-G2	20451	158	B4-U0-G2	5542	55	B2-U0-G1					
VSQ-M	16807	130				B4-U0-G2	18144	140	B4-U0-G2	19099	148	B4-U0-G2	20053	155	B4-U0-G2	5434	54	B3-U0-G1					
VSQ-W	16406	127				B4-U0-G3	17711	137	B5-U0-G3	18643	144	B5-U0-G3	19575	151	B5-U0-G3	5304	53	B3-U0-G2					
IIHS	11877	92				B1-U0-G2	12821	99	B1-U0-G2	13496	104	B1-U0-G2	14171	110	B1-U0-G3	3841	38	B0-U0-G1					
II-FR-HS	12081	93				B1-U0-G2	13042	101	B1-U0-G2	13728	106	B1-U0-G2	14414	111	B1-U0-G2	3906	39	B0-U0-G1					
II-M-HS	12016	93				B1-U0-G3	12971	100	B1-U0-G3	13654	106	B1-U0-G3	14337	111	B1-U0-G3	3885	38	B0-U0-G1					
II-W-HS	11760	91				B1-U0-G3	12696	98	B1-U0-G3	13364	103	B1-U0-G3	14032	108	B1-U0-G3	3803	38	B0-U0-G2					
IV-HS	12411	96				B1-U0-G2	13398	104	B1-U0-G3	14103	109	B1-U0-G3	14808	114	B1-U0-G3	4013	40	B0-U0-G1					
IV-FT-HS	11729	91				B1-U0-G3	12662	98	B1-U0-G3	13328	103	B1-U0-G3	13995	108	B1-U0-G4	3792	38	B0-U0-G2					
80	700	173.6				II	20695	119	B3-U0-G3	22322	128	B3-U0-G3	23403	135	B3-U0-G3	24573	142	B3-U0-G3	N/A		N/A		
						II-FR	20732	119	B3-U0-G2	22381	129	B3-U0-G2	23559	136	B3-U0-G2	24736	142	B3-U0-G2					
						II-ML	20695	119	B4-U0-G4	22323	128	B4-U0-G4	23403	135	B4-U0-G4	24573	142	B4-U0-G4					
						II-M	20954	121	B3-U0-G3	22621	130	B3-U0-G3	23812	137	B3-U0-G3	25003	144	B3-U0-G4					
			II-W	19456	112	B3-U0-G4	21003	121	B3-U0-G4	22109	127	B3-U0-G4	23214	134	B3-U0-G4								
			IV	20797	120	B3-U0-G3	22451	129	B3-U0-G3	23633	136	B3-U0-G3	24814	143	B3-U0-G4								
			IV-FT	18945	109	B3-U0-G4	20452	118	B3-U0-G4	21528	124	B3-U0-G4	22604	130	B3-U0-G4								
			VSQ-N	21737	125	B4-U0-G2	23466	135	B4-U0-G2	24701	142	B4-U0-G2	25936	149	B4-U0-G2								
			VSQ-M	21314	123	B5-U0-G3	23010	133	B5-U0-G3	24221	140	B5-U0-G3	25432	146	B5-U0-G3								
			VSQ-W	20806	120	B5-U0-G3	22461	129	B5-U0-G4	23643	136	B5-U0-G4	24825	143	B5-U0-G4								
			IIHS	15062	87	B1-U0-G3	16260	94	B1-U0-G3	17115	99	B1-U0-G3	17971	104	B1-U0-G3								
			II-FR-HS	15321	88	B1-U0-G2	16539	95	B1-U0-G2	17410	100	B1-U0-G2	18280	105	B1-U0-G2								
			II-M-HS	15238	88	B1-U0-G3	16450	95	B1-U0-G3	17315	100	B1-U0-G3	18181	105	B1-U0-G4								
			II-W-HS	14915	86	B1-U0-G4	16101	93	B1-U0-G4	16948	98	B1-U0-G4	17796	103	B1-U0-G4								
			IV-HS	15739	91	B1-U0-G3	16991	98	B1-U0-G3	17885	103	B1-U0-G3	18780	108	B1-U0-G3								
			IV-FT-HS	14874	86	B1-U0-G4	16058	92	B1-U0-G4	16903	97	B1-U0-G4	17748	102	B1-U0-G4								
			80	875	215.9	II	23798	110	B3-U0-G3	25691	119	B3-U0-G3	27043	125	B3-U0-G4	28395	132	B3-U0-G4		N/A		N/A	
						II-FR	23957	111	B3-U0-G2	25862	120	B3-U0-G2	27223	126	B3-U0-G2	28585	132	B4-U0-G2					
						II-ML	23799	110	B4-U0-G4	25692	119	B4-U0-G4	27044	125	B4-U0-G4	28396	132	B4-U0-G4					
						II-M	24214	112	B3-U0-G4	26140	121	B3-U0-G4	27516	127	B3-U0-G4	28892	134	B3-U0-G4					
II-W	22482	104				B3-U0-G4	24270	112	B3-U0-G4	25548	118	B3-U0-G4	26825	124	B3-U0-G4								
IV	24032	111				B3-U0-G3	25943	120	B3-U0-G4	27309	126	B3-U0-G4	28674	133	B3-U0-G4								
IV-FT	21892	101				B3-U0-G4	23634	109	B3-U0-G5	24877	115	B3-U0-G5	26121	121	B3-U0-G5								
VSQ-N	25118	116				B4-U0-G2	27116	126	B5-U0-G2	28543	132	B5-U0-G2	29970	139	B5-U0-G2								
VSQ-M	24630	114				B5-U0-G3	26589	123	B5-U0-G3	27988	130	B5-U0-G3	29387	136	B5-U0-G3								
VSQ-W	24042	111				B5-U0-G4	25954	120	B5-U0-G4	27321	127	B5-U0-G4	28686	133	B5-U0-G4								
IIHS	17405	81				B1-U0-G3	18789	87	B1-U0-G3	19778	92	B1-U0-G4	20766	96	B2-U0-G4								
II-FR-HS	17704	82				B1-U0-G2	19112	89	B1-U0-G2	20118	93	B1-U0-G2	21124	98	B1-U0-G2								
II-M-HS	17608	82				B1-U0-G4	19008	88	B1-U0-G4	20009	93	B1-U0-G4	21009	97	B1-U0-G4								
II-W-HS	17234	80				B1-U0-G4	18605	86	B1-U0-G4	19584	91	B1-U0-G4	20564	95	B1-U0-G4								
IV-HS	18187	84				B1-U0-G3	19634	91	B1-U0-G4	20667	96	B1-U0-G4	21701	101	B1-U0-G4								
IV-FT-HS	17188	80				B1-U0-G4	18555	86	B1-U0-G4	19532	90	B1-U0-G4	20509	95	B1-U0-G4								
80	1050	256.4				II	27354	107	B3-U0-G4	29330	115	B4-U0-G4	31084	121	B4-U0-G4	32638	127	B4-U0-G4	N/A		N/A		
						II-FR	27536	107	B3-U0-G2	29727	116	B4-U0-G2	31291	122	B4-U0-G2	32856	128	B4-U0-G2					
						II-ML	27355	107	B4-U0-G4	29331	115	B5-U0-G5	31085	121	B5-U0-G5	32639	127	B5-U0-G5					
						II-M	27832	109	B3-U0-G4	30046	117	B3-U0-G4	31627	123	B4-U0-G4	33209	130	B4-U0-G4					
			II-W	25841	101	B3-U0-G4	27897	109	B3-U0-G4	29365	115	B3-U0-G5	30834	120	B3-U0-G5								
			IV	27622	108	B3-U0-G4	29820	116	B3-U0-G4	31389	122	B4-U0-G4	32959	129	B4-U0-G4								
			IV-FT	25163	98	B3-U0-G5	27165	106	B3-U0-G5	28595	112	B3-U0-G5	30024	117	B3-U0-G5								
			VSQ-N	28871	113	B5-U0-G2	31168	122	B5-U0-G2	32808	128	B5-U0-G2	34448	134	B5-U0-G2								
			VSQ-M	28310	110	B5-U0-G3	30561	119	B5-U0-G3	32170	125	B5-U0-G4	33779	132	B5-U0-G4								
			VSQ-W	27634	108	B5-U0-G4	29833	116	B5-U0-G4	31403	122	B5-U0-G5	32973	129	B5-U0-G5								
			IIHS	20005	78	B1-U0-G4	21596																



SQUARE STRAIGHT STEEL POLE

SNTS 5"

FEATURES

Shaft

5" square, fabricated from high grade structural steel tube. Shaft conforms to ASTM-A-501-68 specifications. Meets or exceeds minimum yield strength of 46,000 P.S.I. Wall thickness 11 GA. (.120 wall) or 7 GA. (.180 wall) as specified. Reinforced hand hole is furnished with cover. Shaft is furnished with ground lug located inside pole on wall opposite hand hole.

Base Plate

Fabricated from structural quality hot rolled steel. Meets or exceeds minimum yield strength of 36,000 P.S.I. base telescopes and is circumferentially welded to pole shaft. Slotted bolt holes provide 1" flexibility on either side of bolt circle centerline.

Anchorage

(4) anchor bolts fabricated from hot rolled steel bar. Minimum yield strength of 50,000 P.S.I. bolts have "L" bend on one end and are threaded on the other. Bolts are fully galvanized and are furnished with two nuts and two washers.

Base Cover

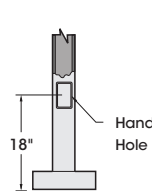
Fabricated from heavy gauge quality carbon steel. Two-piece cover conceals base.

Finish

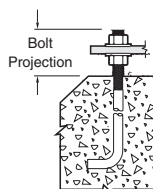
Electrostatically applied TGIC Polyester Powder Coat on substrate prepared with 20 PSI power wash at 140°F. Four step media blast and iron phosphate pretreatment for protection and paint adhesion. 400°F bake for maximum hardness and durability.

PROJECT NAME: _____

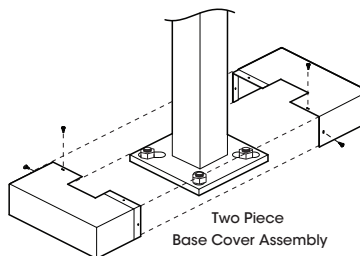
PROJECT TYPE: _____



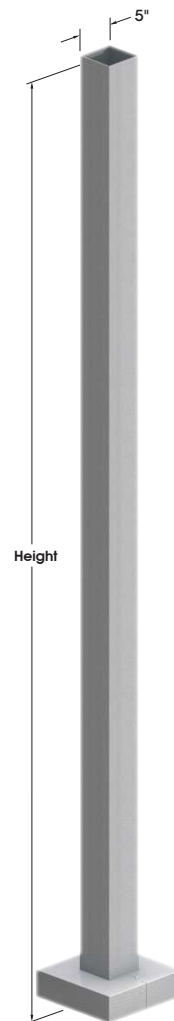
10 1/2" - 12 1/2" Dia.
Bolt Circle



Bolt Projection above grade:
Minimum 3 1/4"
Maximum 3 3/4"



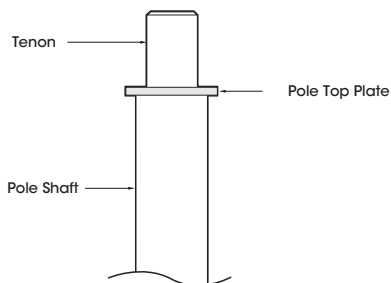
Two Piece
Base Cover Assembly



SNTS5

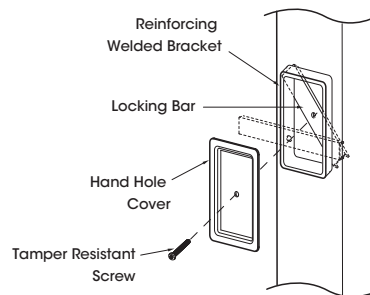
Pole Top Mount

PT23 - 2 3/8" X 4" Tenon PT27 - 2 7/8" X 4" Tenon



Hand Hole Cover

Reinforced hand hole w/tamper resistant bolt assembly





SNTS 5"

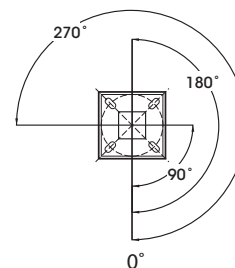
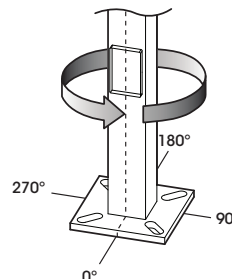
SPECIFICATIONS

Engineering Data
Maximum EPA - Square Feet

Model Number	Max. Fixture Weight	100 MPH	90 MPH	80 MPH	70 MPH
SNTS 185 - 11	400	10.9	14.5	20.2	27.0
SNTS 205 - 11	400	8.6	12.0	16.6	23.3
SNTS 205 - 7	450	15.7	19.2	25.1	31.2
SNTS 255 - 11	400	5.1	6.5	9.8	14.6
SNTS 255 - 7	400	9.4	12.4	17.0	23.8
SNTS 305 - 11	350	N/A	2.8	5.7	7.5
SNTS 305 - 7	375	5.6	8.7	12.1	18.2
SNTS 355 - 7	350	2.5	5.2	9.3	14.9

All above design calculations are based on sustained wind forces plus additional 1.3 wind gust
(Example: Pole rated at 80 MPH withstands 104 MPH gusts)

Drilled Side Mount
Specify drilling location using codes below.



ORDERING INFORMATION

Spec/Order Example: SNTS255-11/3-90/RAL-8019-S/RBC

Pole Model Number - SNTS 5"				Mounting	Finish	Options		
Pole Model Number - SNTS 5"				Mounting	Finish	Options		
	Pole Height	Wall Thickness	Bolt Circle	Anchorage	Arm Mount	Standard Smooth Finish	Receptacle	
<input type="checkbox"/>	SNTS 185 - 11	18'	11	11 1/2"	1"X36"X4"	<input type="checkbox"/> PT23 2 3/8" X 4" Tenon <input type="checkbox"/> PT27 2 7/8" X 4" Tenon <input type="checkbox"/> Other Tenon Mt _____	<input type="checkbox"/> Black RAL-9005-S <input type="checkbox"/> White RAL-9003-S <input type="checkbox"/> Grey RAL-7004-S <input type="checkbox"/> Dark Bronze RAL-8019-S <input type="checkbox"/> Green RAL-6005-S	<input type="checkbox"/> Duplex Receptacle DUP <input type="checkbox"/> GFI Receptacle GFI <input type="checkbox"/> 3 Way Adapter T3120
<input type="checkbox"/>	SNTS 205 - 11	20'	11	11 1/2"	1"X36"X4"	Drill Mount <input type="checkbox"/> 1 ● <input type="checkbox"/> 2-180 ●● <input type="checkbox"/> 2-90 ●● <input type="checkbox"/> 3-90 ●●● <input type="checkbox"/> 4-90 ●●●● <input type="checkbox"/> 3-120 ●●●	STD FINISH = Specify	<input type="checkbox"/> Coupling CPLN1/2 <input type="checkbox"/> Coupling CPLN3/4 <input type="checkbox"/> 2" Coupling CPLN2
<input type="checkbox"/>	SNTS 205 - 7	20'	7	11 1/2"	1"X36"X4"			All Steel Poles supplied with Smooth Finish See USALTG.COM for additional colors
<input type="checkbox"/>	SNTS 255 - 11	25'	11	11 1/2"	1"X36"X4"	3-120 requires PT27 and T3120 Adapter		
<input type="checkbox"/>	SNTS 255 - 7	25'	7	11 1/2"	1"X36"X4"			
<input type="checkbox"/>	SNTS 305 - 11	30'	11	11 1/2"	1"X36"X4"			
<input type="checkbox"/>	SNTS 305 - 7	30'	7	11 1/2"	1"X36"X4"			
<input type="checkbox"/>	SNTS 355 - 7	35'	7	11 1/2"	1"X36"X4"			
<input type="checkbox"/> Specify other heights _____								





SOLID STATE AREA LIGHTING

RAZAR BOLLARD-LED

S P E C I F I C A T I O N S

OPTICAL HOUSING

Heavy cast low copper aluminum (A356 alloy; <0.2% copper) assembly with integral cooling fins. The Optical Panel mounting surface is milled flat (surface variance $\pm .003"$) to facilitate thermal transfer of heat to housing and cooling fins. Minimum wall thickness is .188".

SHAFT & BASE

Extruded aluminum (6061-T6 alloy) riser welded to heavy cast aluminum (A356 alloy; <0.2% copper) base. Riser has minimum wall thickness of .188". Electrical assembly including LED mains driver, LED Emergency driver (optional LED-EM) with batteries, and quick connectors suspended inside riser. Concealed bolts attach the Optical Housing bolts to Riser.

ANCHOR BOLTS

Four 3/8" x 10" x 2" galvanized anchor bolts with couplings, leveling nuts, washers, template, and stainless bolts.

PLED™ OPTICAL MODULES

Emitters (LED's) are arrayed on a metal core PCB panel with each emitter located on a copper thermal transfer pad and enclosed by an LED refractor. The asymmetric distributions have a micro-reflector inside the refractor that re-directs the house side emitter output towards the street side and functions as a house side shielding element. Refractors are injection molded H12 acrylic. Each LED refractor is sealed to the PCB over an emitter and all refractors are retained by an aluminum frame. All refractors in a Panel have the same optical pattern. LED refractors produce standard site/area distributions - Type II, and Type IV. Panels are field replaceable and field rotatable in 90° increments.

LED DRIVER(S)

Constant current electronic with a power factor of >.90 and a minimum operating temperature of -40°F/-40°C. Driver(s) is/are UL and cUL recognized and mounted directly against the Electrical Housing to facilitate thermal transfer, held down by universal clamps to facilitate easy removal. In-line terminal blocks facilitate wiring between the driver and optical arrays. Drivers accept an input of 120-277V, 50/60Hz or 347V-480V, 50,60Hz. (0 - 10V dimmable driver is standard. Driver has a minimum of 3KV internal surge protection. Luminaire supplied with 20KV surge protector for field accessible installation.)

LED EMITTERS

High output LED's are utilized with drive currents ranging from 175mA to 350mA. 70CRI Minimum. LED's are available in standard Neutral White (4000K), or optional Cool White (5000K) or Warm White (3000K). Consult Factory for other LED options.

AMBER LED's


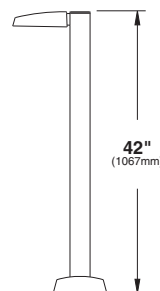
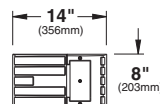
PCA (Phosphor Converted Amber) LED's utilize phosphors to create color output similar to LPS lamps and have a slight output in the blue spectral bandwidth. **TRA** (True Amber) LED's utilize material that emits light in the amber spectral bandwidth only without the use of phosphors.

FINISH

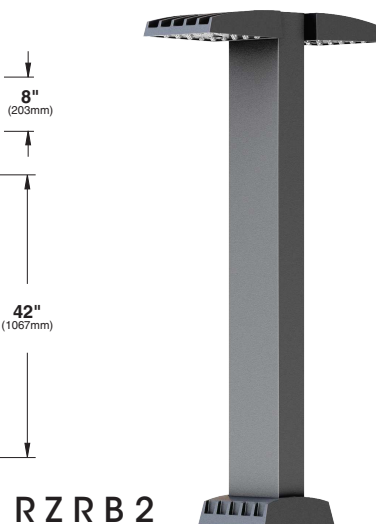
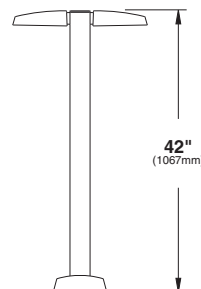
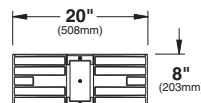
Electrostatically applied TGIC Polyester Powder Coat on substrate prepared with 20 PSI power wash at 140°F. Four step media blast and iron phosphate pretreatment for protection and paint adhesion. 400°F bake for maximum hardness and durability.

PROJECT NAME: _____

FIXTURE TYPE: _____


R Z R B 1

PATENT PENDING


R Z R B 2

PATENT PENDING



2020125

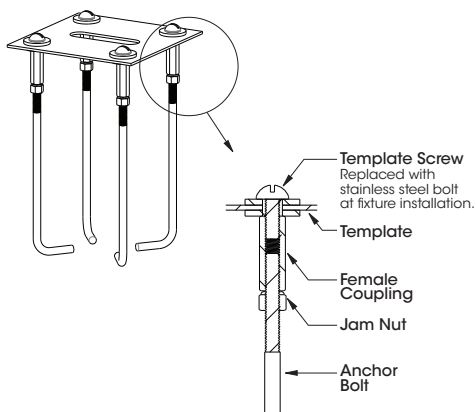




RAZAR BOLLARD SERIES - LED

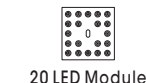
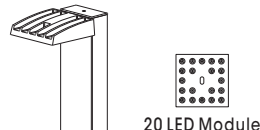
S P E C I F I C A T I O N S

ANCHOR BOLT ASSEMBLY




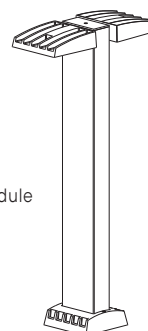
PLED® MODULES

RZRB1
Available in:
20 LED Module



20 LED Module

RZRB2
Available in:
2 X 20 LED Module



2 X 20 LED Module*
*DISTRIBUTIONS MAY BE DIFFERENT

OVERVIEW

PRECISE CAST ALUMINUM LED MODULE. HOUSING IS VENTED TO PROVIDE AIR FLOW FOR THERMAL MANAGEMENT.

LED DRIVER ACCEPTS FROM 100-277 VAC INPUT VOLTAGE.

MAX INPUT WATTAGE

# OF LED's	DRIVE CURRENT	175mA	HID EQUIV. 350mA	HID EQUIV. 450mA	HID EQUIV. 70W
40	22W	50W	44W	70W	
20	12W	50W	22W	70W	

Spec/Order Example: RZRB1/PLED-IV/20LED-350mA/CW/277/RAL-8019-S/DF

S P E C / O R D E R I N G I N F O R M A T I O N

MODEL	OPTICS	LED MODE			FINISH	OPTIONS
MODEL	OPTICS	LED	LED	LED	FINISH	OPTIONS
<input type="checkbox"/> RZRB1	PLED® DISTRIBUTION TYPE <input type="checkbox"/> TYPE II PLED-II	No. LEDs RZRB1 <input type="checkbox"/> 20LED	DRIVE CURRENT <input type="checkbox"/> 175mA ¹ <input type="checkbox"/> 350mA	COLOR **K = Specify <input type="checkbox"/> NW (4000K)* <input type="checkbox"/> CW (5000K) <input type="checkbox"/> WW (3000K) OTHER LED COLORS AVAILABLE CONSULT FACTORY <input type="checkbox"/> AMBER ² <input type="checkbox"/> PHOSPHOR CONVERTED AMBER PCA <input type="checkbox"/> TRUE AMBER TRA	STANDARD TEXTURED FINISH <input type="checkbox"/> BLACK RAL-9005-T <input type="checkbox"/> WHITE RAL-9003-T <input type="checkbox"/> GREY RAL-7004-T <input type="checkbox"/> DARK BRONZE RAL-8019-T <input type="checkbox"/> GREEN RAL-6005-T	<input type="checkbox"/> HOUSE SIDE SHIELDING HS-PLED <input type="checkbox"/> HIGH-LOW DIMMING FOR SWITCHING BY OTHERS/SELECT LEVELS 50/100 OR 25/100 (EXAMPLE: HLSW/25) HLSW <input type="checkbox"/> SINGLE FUSE (120V & 277V) SF <input type="checkbox"/> DOUBLE FUSE (208V & 240V) DF <input type="checkbox"/> EMERGENCY BACKUP ... EM-RZRB THE EM-LED SYSTEM PROVIDES POWER TO THE LED ARRAY TO MEET THE FOLLOWING LIGHT LEVELS FOR A MINIMUM OF 90 MINUTES: RZRB1 = 90% @ 175mA RZRB1 = 45% @ 350mA RZRB2 = 50% @ 175mA RZRB2 = 36% @ 350mA *MULTIPLY THE % ABOVE BY THE LUMEN OUTPUT @ 350mA
<input type="checkbox"/> RZRB2	<input type="checkbox"/> TYPE II FRONT ROW PLED-II-FR <input type="checkbox"/> TYPE III MED. PLED-III-M <input type="checkbox"/> TYPE III WIDE PLED-III-W <input type="checkbox"/> TYPE IV PLED-IV <input type="checkbox"/> TYPE IV PLED-IV-FT	RZRB2 <input type="checkbox"/> 40LED	VOLTAGE VOLT = Specify <input type="checkbox"/> 120 <input type="checkbox"/> 208 <input type="checkbox"/> 240 <input type="checkbox"/> 277 <input type="checkbox"/> 347 <input type="checkbox"/> 480		<input type="checkbox"/> BLACK RAL-9005-T <input type="checkbox"/> WHITE RAL-9003-T <input type="checkbox"/> GREY RAL-7004-T <input type="checkbox"/> DARK BRONZE RAL-8019-T <input type="checkbox"/> GREEN RAL-6005-T FOR SMOOTH FINISH REPLACE SUFFIX 'T' WITH SUFFIX 'S' (EXAMPLE: RAL-9500-S)	<input type="checkbox"/> HOUSE SIDE SHIELDING HS-PLED <input type="checkbox"/> HIGH-LOW DIMMING FOR SWITCHING BY OTHERS/SELECT LEVELS 50/100 OR 25/100 (EXAMPLE: HLSW/25) HLSW <input type="checkbox"/> SINGLE FUSE (120V & 277V) SF <input type="checkbox"/> DOUBLE FUSE (208V & 240V) DF <input type="checkbox"/> EMERGENCY BACKUP ... EM-RZRB THE EM-LED SYSTEM PROVIDES POWER TO THE LED ARRAY TO MEET THE FOLLOWING LIGHT LEVELS FOR A MINIMUM OF 90 MINUTES: RZRB1 = 90% @ 175mA RZRB1 = 45% @ 350mA RZRB2 = 50% @ 175mA RZRB2 = 36% @ 350mA *MULTIPLY THE % ABOVE BY THE LUMEN OUTPUT @ 350mA

NOTES:
1 - DIMMING NOT AVAILABLE IN RZRB1 AT 175mA DRIVE CURRENT.
2 - NARROW BAND AMBERS HAVE NO DEFINABLE CCT EQUIVALENT





RAZAR BOLLARD-LED

LAMP/ELECTRICAL GUIDE

LED COUNT	SOURCE TYPE	SOURCE	INITIAL LUMENS - 4000K	INITIAL LUMENS - 3000K	INITIAL LUMENS - 5000K	L70 GREATER THAN (HR)	STARTING TEMP.	SYSTEM WATTS	VOLTS	MAX INPUT AMPS
20	LED	20 PLED* Optical Module - 175mA	1,401 - 1,404	1,226 - 1,229	1,434 - 1,438	60,000+	-20°F	12	120 277	0.24 0.10
20	LED	20 PLED* Optical Module - 350mA	2,501 - 2,508	2,190 - 2,196	2,561 - 2,568	60,000+	-20°F	22	120 277	0.34 0.15
40	LED	40 PLED* Optical Module - 175mA	2,801 - 2,808	2,452 - 2,459	2,561 - 2,568	60,000+	-20°F	22	120 277	0.38 0.17
40	LED	40 PLED* Optical Module - 350mA	5,002 - 5,015	4,379 - 4,391	5,122 - 5,136	60,000+	-20°F	44	120 277	0.38 0.17

NOTES:

1. Max Input Amps is the highest of starting, operating, or open circuit currents
2. Lumen values for LED Modules vary according to the distribution type
3. System Watts includes the source watts and all driver components.
4. Fuse value should be sufficient to protect all wiring components. For electronic driver and LED component protection, use 10KV - 20KV surge suppressors.
5. L70(10K) - TM-21 6x rule applied

WARNING: All fixtures must be installed in accordance with local codes or the National Electrical Code. Failure to do so may result in serious personal injury.



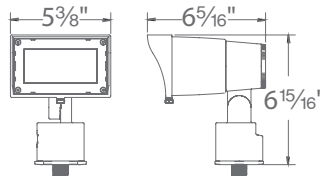


ADJUSTABLE BEAM WALL WASH 120V

5222

WAC

LANDSCAPE LIGHTING

Fixture Type: Catalog Number:

Project: _____

Location: _____

PRODUCT DESCRIPTION

With the ability to achieve beam distributions of 3x4 to 5x6 proportions and more, expect a uniform beam wash of light in a fixture that can adapt to changing needs. A powerhouse all-in-one unit in 120 VAC or 9-15VAC provides integral brightness control, and the ability to be dimmed, while being compatible with a range of accessories.

FEATURES

- Continuously adjustable NEMA beam distribution 3x4 (35" x 60"), 4x5 (60" x 90"), 5x6 (90" x 120")
- Integral brightness control
- Simple to retrofit existing line voltage systems or coordinate well with a new commercial landscape job
- IP65 Rated, protected against powerful water jets
- Solid die-cast brass or corrosion resistant aluminum alloy

SPECIFICATIONS

Input: 110V - 120VAC
Power: 3W to 25W
Brightness: 200 lm to 1550 lm
Beam Angle: Assorted NEMA distributions
CRI: 85
Rated Life: 45,000 hours

ORDERING NUMBER

STD FINISH = Specify

ORDERING NUMBER	Color Temp	Finish
5222 Adjustable beam wall wash 120V	2700K 3000K	BK Black on Aluminum BZ Bronze on Aluminum BBR Bronze on Brass

5222-_____

Example: 5222-30BZ

wacighting.com
 Phone (800) 526.2588
 Fax (800) 526.2585

Headquarters/Eastern Distribution Center
 44 Harbor Park Drive
 Port Washington, NY 11050


Central Distribution Center
 1600 Distribution Ct
 Lithia Springs, GA 30122

Western Distribution Center
 1750 Archibald Avenue
 Ontario, CA 91760


WAC Lighting retains the right to modify the design of our products at any time as part of the company's continuous improvement program. 05/19/21

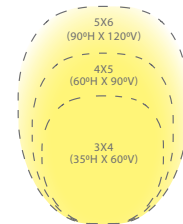
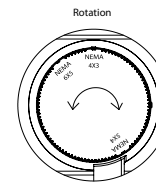
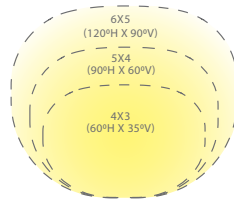
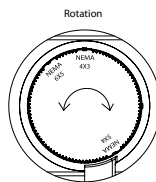


NEMA WALL WASH 5222
120V **3000K**

Product	Data	NEMA 6X5					NEMA 5X4					NEMA 4X3				
		CBCP	Lumen (LM)	VA(VA)	Efficacy (lm/w)	Beam Angle(°)	CBCP	Lumen (LM)	VA(VA)	Efficacy (lm/w)	Beam Angle(°)	CBCP	Lumen (LM)	VA(VA)	Efficacy (lm/w)	Beam Angle(°)
 5221	3w	27.91	65.3285	3.7	25.19	109.4x91.9	28.37	37.5558	3.7	14.39	92.8x52.2	27.72	20.8192	3.7	8	67.4x36.8
	7W	336.2	788.195	10.317	80.92	109.4x92.1	345.4	457.954	10.628	45.45	92.7x52.4	309.9	230.858	9.789	25.1	67.4x36.8
	15W	516.2	1210.71	15.884	78.13	109.4x92.1	554.5	735.277	17.419	43.09	92.7x52.5	546.2	406.751	17.4669	23.76	67.4x36.8
	23W	697.8	1636.5	22.756	72.86	109.4x92.2	707.4	938.414	23.39	40.62	92.7x52.4	686.5	511.514	22.768	22.77	67.4x36.9
	26W	723.8	1695.49	24.054	71.34	109.4x92.0	731.9	917.018	24.11	40.78	92.7x52.4	715.5	532.971	24.064	22.42	67.4x36.9

NEMA WALL WASH 5222
120V **2700K**

Product	Data	NEMA 6X5					NEMA 5X4					NEMA 4X3				
		CBCP	Lumen (LM)	VA(VA)	Efficacy (lm/w)	Beam Angle(°)	CBCP	Lumen (LM)	VA(VA)	Efficacy (lm/w)	Beam Angle(°)	CBCP	Lumen (LM)	VA(VA)	Efficacy (lm/w)	Beam Angle(°)
 5221	3w	26.91	62.9767	3.7	24.28	109.4x91.9	27.35	36.2038	3.7	13.88	92.8x52.2	26.72	20.0697	3.7	7.71	67.4x36.8
	7W	324.1	759.82	10.317	78.01	109.4x92.1	333	441.467	10.628	43.82	92.7x52.4	298.8	222.547	9.789	24.2	67.4x36.8
	15W	497.6	1167.13	15.884	75.31	109.4x92.1	534.6	708.809	17.419	41.54	92.7x52.5	526.5	392.108	17.469	22.9	67.4x36.8
	23W	672.6	1577.58	22.756	70.24	109.4x92.2	681.9	904.631	23.39	39.16	92.7x52.4	661.8	493.099	22.768	21.95	67.4x36.9
	26W	697.7	1634.45	24.054	68.78	109.4x92.0	705.5	936.061	24.11	39.31	92.7x52.4	689.7	513.784	24.064	21.61	67.4x36.9



Architectural beam distributions from 3x4 to 4x5 to 5x6 proportions and everything in between. Always a uniform wide beam wash of light.



NEMA 5x4

NEMA 4x5

waclighting.com
Phone (800) 526.2588
Fax (800) 526.2585

Headquarters/Eastern Distribution Center
44 Harbor Park Drive
Port Washington, NY 11050

Central Distribution Center
1600 Distribution Ct
Lithia Springs, GA 30122

Western Distribution Center
1750 Archibald Avenue
Ontario, CA 91760

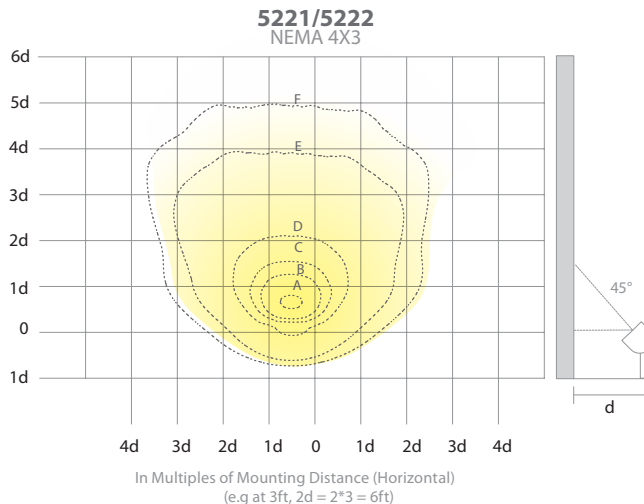
WAC Lighting retains the right to modify the design of our products at any time as part of the company's continuous improvement program. 05/19/21



LANDSCAPE LED LANDSCAPE
ADJUSTABLE BEAM WALL WASH PHOTOMETRICS

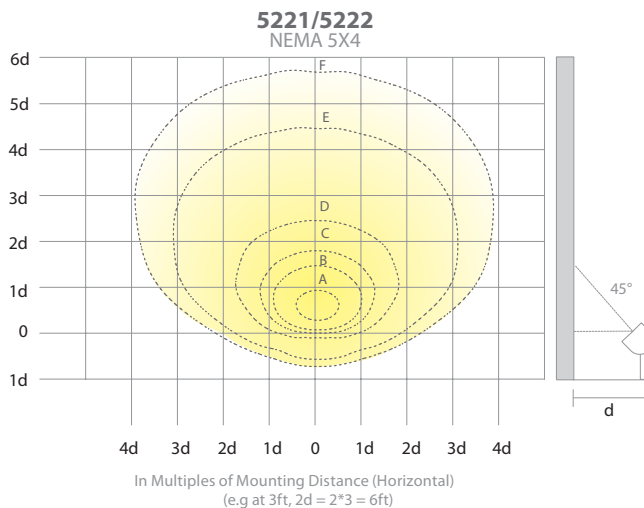
FIXTURE	MOUNTING DISTANCE (d)	A	B	C	D	E	F
5221/5222 (4X3)	3ft	27.9fc	11.3fc	5.6fc	1.5fc	0.05fc	0.02fc
	4ft	15.7fc	6.3fc	3.2fc	0.85fc	0.03fc	0.01fc
	5ft	10.1fc	4.1fc	2fc	0.53fc	0.02fc	0.01fc
	6ft	7fc	2.8fc	1.4fc	0.37fc	0.01fc	-
	7ft	5.1fc	2.1fc	1fc	0.28fc	0.01fc	-
	8ft	4fc	1.6fc	0.79fc	0.21fc	0.01fc	-
	9ft	3.1fc	1.3fc	0.62fc	0.17fc	0.01fc	-
10ft	2.5fc	1.0fc	0.51fc	0.14fc	-	-	

In Multiples of Mounting Distance (Vertical)



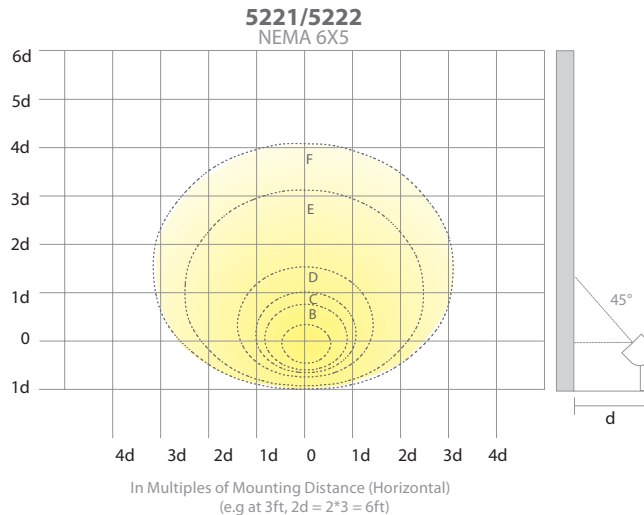
FIXTURE	MOUNTING DISTANCE (d)	A	B	C	D	E	F
5221/5222 (5X4)	3ft	28.9fc	13.4fc	7.9fc	3fc	0.36fc	0.14fc
	4ft	16.3fc	7.5fc	4.4fc	1.7fc	0.20fc	0.08fc
	5ft	10.4fc	4.8fc	2.8fc	1.1fc	0.13fc	0.05fc
	6ft	7.3fc	3.4fc	2.0fc	0.75fc	0.09fc	0.04fc
	7ft	5.3fc	2.5fc	1.5fc	0.55fc	0.07fc	0.03fc
	8ft	4.1fc	1.9fc	1.1fc	0.42fc	0.05fc	0.02fc
	9ft	3.2fc	1.5fc	0.87fc	0.33fc	0.04fc	0.02fc
10ft	2.6fc	1.2fc	0.71fc	0.27fc	0.03fc	0.01fc	

In Multiples of Mounting Distance (Vertical)










FIXTURE	MOUNTING DISTANCE (d)	A	B	C	D	E	F
5221/5222 (6X5)	3ft	28.9fc	13.6fc	8.8fc	4.1fc	0.70fc	0.32fc
	4ft	16.3fc	7.7fc	5.0fc	2.3fc	0.39fc	0.18fc
	5ft	10.4fc	4.9fc	3.2fc	1.5fc	0.25fc	0.12fc
	6ft	7.2fc	3.4fc	2.2fc	1.0fc	0.18fc	0.08fc
	7ft	5.3fc	2.5fc	1.6fc	0.75fc	0.13fc	0.06fc
	8ft	4.1fc	1.9fc	1.2fc	0.58fc	0.10fc	0.05fc
	9ft	3.2fc	1.5fc	0.98fc	0.45fc	0.08fc	0.04fc
10ft	2.6fc	1.2fc	0.79fc	0.37fc	0.06fc	0.03fc	

In Multiples of Mounting Distance (Vertical)





Accessories

14" Mounting Stake		9000-ST14-BZ	Bronze	Durable PC stake		
Surface Mount Flange/Stake		5000-SCP-BK 5000-SCP-BZ 5000-SCP-BBR	Black on Aluminum Bronze on Aluminum Bronze on Brass	Includes three 7 inch threaded stainless steel stabilizing pins for ground mounting or surface mounts with four screws or over a junction box		
Guardian Mount		9000-SP9-BZ	Stainless Steel	Heavy duty stainless steel spike to position fixture;		
Gutter Mount Bracket		5000-GM-BK 5000-GM-BZ	Black on Aluminum Bronze on Aluminum	Stainless steel universal mounting bracket for gutter mounting fixture		
Tree Mount Junction Box		5000-TCP-BK 5000-TCP-BZ	Black on Aluminum Bronze on Aluminum	Aluminum box with stainless steel mounting screws; two 1/2" NPT threaded holes, UL 120V Listed		
		5000-TCL-BK 5000-TCL-BZ	Black on Aluminum Bronze on Aluminum	Large Aluminum box with stainless steel mounting screws; two 1/2" NPT threaded holes, UL 120V Listed		
Large Tree Mount Canopy Strap		5000-TST-BK	Black on Steel and terylene	Ratcheting device with strap to be used with Large Tree Mount Junction Box (5000-TCL)		
Optics		LENS-3X5-AMB LENS-3X5-GRN LENS-3X5-RED	Amber Green Red	LENS-3X5-BLU Blue LENS-3X5-FR Frosted LENS-3X5-SPR Spread	LENS-3X5-BEL Beam Elongating	Enhances saturation of florals and foliage

14" Mounting stake (12V), detachable shroud, 6' lead wire and direct burial gel filled wire nuts (12V) or standard wire nuts (120V) included



CATALOG NUMBER _____
NOTES _____
TYPE _____



4426 SERIES
Base Mount 60W, 96W
White LED Fountain

HIGHLIGHTS

- Up to 10,985 lumens
- Cast bronze construction including fixture housing, rock guard and base
- Integral yoke allows for fixture aiming
- CCTs: 27K, 30K, 41K, 53K, Blue, Green, Red & Phosphor converted Amber
- IDIM- In-Line dimming available
- Suitable for wet or dry applications

5
YEAR
warranty



IP68

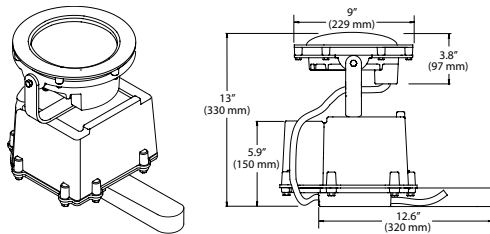


Buy American

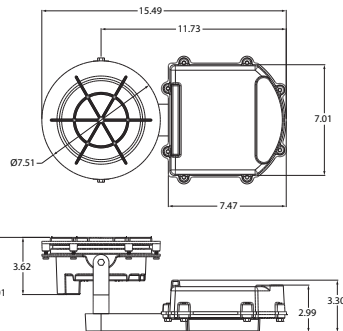
Specifications

Length:	15-1/2" 394 mm
Width:	7" 178 mm
Height:	5-7/8" 149 mm
Weight:	30lbs

DIMENSIONS



VBM - VERTICAL BASE MOUNT



BM - BASE MOUNT

Note: (2) 0.28 mounting holes on the bottom casting for fixture securement using 1/4-20 bolts (by others)

LUMEN PACKAGES

	NSP	MFL	FL	WFL	VWEL	HSP	HFL
Watts	88	88	88	88	88	88	88
Delivered Lumens	9265	10,780	7980	8715	7730	9345	10,985
LPW	105	123	91	99	88	106	125
Peak Candela	147,374	34,717	6,896	4,168	3,893	48,428	48,425

**ORDERING INFORMATION**

EXAMPLE: 4426 B 18LED WHT53K 120 NSP FLC BM CSL50

Model		Material		Lamp type		WHT-**K = Specify		Voltage		*** = Specify	
4426		B Bronze SWB Saltwater Bronze		18LED 44 Watts 36LED 88 Watts		WHT27K 2700K white WHT30K 3000K WHT41K 4100K WHT53K 5300K AMBPC Phosphor Converted Amber BLU Blue GRN Green RED Red		120		NSP Narrow Spot MFL Medium Flood FL Flood WFL Wide Flood VWFL Very Wide Flood (no optics) HSP Horizontal Spot HFL Horizontal Flood	
Lens		Mounting		Options		Cord Set Length		Listing			
FLC Flat Lens Clear		BM Base Mount VBM Vertical Base Mount		IDIM ¹ In-line Dimming (dims to 40%)		CSL 10'-120' of cord available in 5' increments		CSA Optional Canadian listing (for sale in Canada only)			

ELECTRICAL LOAD

Light Engines	Drive Current (mA)	System Watts	Current (A)
18LED	700mA	44W	0.40
36LED	700mA	88W	0.72

PROJECTED LED LUMEN MAINTENANCE

Data references the extrapolated performance projections for the Fixture platform in a 25°C ambient, based on 10,000 hours of LED testing (tested per IESNA LM-80-08 and projected per IESNA TM-21-11).

To calculate LLF, use the lumen maintenance factor that corresponds to the desired number of operating hours below. For other lumen maintenance values, contact factory.

Operating Hours	0	25,000	50,000	100,000
Lumen Maintenance Factor	18LED			
	1.00	0.99	0.98	0.96
Lumen Maintenance Factor	36LED			
	1.00	0.90	0.80	0.65

LUMEN AMBIENT TEMPERATURE (LAT) MULTIPLIERS

Use these factors to determine relative lumen output for average ambient temperatures from 0-40°C (32-104°F).

Ambient		Lumen Multiplier
0°C	32°F	1.02
10°C	50°F	1.01
20°C	68°F	1.00
25°C	77°F	1.00
30°C	86°F	0.99
40°C	104°F	0.98

Notes:

- 1 IDIM for use with leading edge (TRIAC) or trailing edge (ELV) dimmers. IDIM option should be run at 120 volt.



PERFORMANCE DATA

LUMEN OUTPUT

Lumen values are from photometric tests performed in accordance with IESNA LM-79-08. Data is considered to be representative of the configurations shown, within the tolerances allowed by Lighting Facts. Actual performance may differ as a result of end-user environment and application. Contact factory for performance data on any configurations not shown here.

Performance Package	System Watts	Distribution Type	Field Angle		Beam Angle (50%)		WHT30K (3000 CCT, 70CRI)			WHT41K (4100 CCT, 70CRI)			WHT53K (5300 CCT, 70CRI)		
			°H	°V	°H	°V	Max Cd	Lumens	LPW	Max Cd	Lumens	LPW	Max Cd	Lumens	LPW
18LED	44W	NSP	23	23	11	11	44210	2780	63	73687	4630	105	73687	4630	105
		MFL	44	44	24	24	10416	3235	74	17358	5390	123	17358	5390	123
		FL	80	81	62	66	2068	2395	54	3448	3990	91	3448	3990	91
		WFL	126	125	101	94	1250	2615	59	2084	4360	99	2084	4360	99
		VWFL	137	132	95	88	1168	2320	53	1947	3865	88	1947	3865	88
		HSP	58	27	38	13	14529	2805	64	24214	4675	106	24214	4675	106
36LED	88W	HFL	62	31	41	16	14528	3295	75	24212	5495	125	24212	5495	125
		NSP	23	23	11	11	88425	5560	63	147374	9265	105	147374	9265	105
		MFL	44	44	24	24	20830	6470	74	34717	10780	123	34717	10780	123
		FL	80	81	62	66	4137	4790	54	6896	7980	91	6896	7980	91
		WFL	126	125	101	94	2501	5230	59	4168	8715	99	4168	8715	99
		VWFL	137	132	95	88	2336	4640	53	3893	7730	88	3893	7730	88
		HSP	58	27	38	13	29054	5610	64	48428	9345	106	48428	9345	106
		HFL	62	31	41	16	29055	6590	75	48425	10985	125	48425	10985	125

SPECIFICATIONS AND FEATURES

FIXTURE HOUSING, ROCK GUARD AND BASE: Heavy wall cast bronze construction. Natural bronze finish. Note: (2) 0.28 mounting holes on the bottom casting for fixture securement using 1/4-20 bolts (by others).

LED: 18LED 44-watt or 36LED 86-watt LED array available in 3000K CCT, 4100K CCT or 5300K CCT white or monochromatic amber, red, blue or green (LED board included). All within 3 MacAdam ellipses.

VOLTAGE: 120 Volt AC 50/60Hz.

LENS: Clear Flat Tempered Borosilicate.

GASKET: Single piece molded U-shaped silicone gasket.

CORD: Minimum of 10' of #16/3ST submersible rated power cord for standard 120VAC line, 14/3 submersible rated power cord for CSA. Cord entrance is epoxy encapsulated. Cord length must be specified.

FACTORY LEAK TESTED: Fixtures are tested at 10 PSI (0.70kg/cm²) internal pressure while totally submerged in water.

FASTENERS: Stainless Steel.

BUY AMERICAN: Hydrel products are assembled in the USA. Our products meet the Buy America(n) government procurement requirements under FAR, DFARS, and DOT. Please refer to www.acuitybrands.com/buy-america

LISTING: cCSAus, submersible luminaire suitable for fountains, laboratory tests conducted by CSA to UL Standard UL-676 and UL-8750. Suitable for wet or dry application.

US PATENT: 7,680,816

WARRANTY: 5-year limited warranty. This is the only warranty provided and no other statements in this specification sheet create any warranty of any kind. All other express and implied warranties are disclaimed. Complete warranty terms located at: www.acuitybrands.com/support/warranty/terms-and-conditions

NOTE: Actual performance may differ as a result of end-user environment and application. All values are design or typical values, measured under laboratory conditions at 25 °C. Specifications subject to change without notice.



AREA & ROADWAY LIGHTING

VALULUME SERIES - LED RECTILINEAR AREA LUMINAIRE

Luminaire

Heavy cast, low copper aluminum assembly (A356 alloy, <.2% copper) minimum wall thickness .188" with integral cooling ribs surrounding the electrical compartment. LED Module mounting area is machined to within a 0.002" surface flatness variance for maximum surface contact and thermal conductivity from the LED modules to the radiating fins. Passive radiating fins above the LED Optics provide superior thermal management and long LED life. The optical and electrical compartments are integrated with the support arm to create one assembly. Cast and hinged driver compartment cover provides access to the drivers and wiring.

PLED® Optics

Emitters (LED's) are arrayed on a metal core PCB panel with each emitter located on a copper thermal transfer pad and enclosed by an LED refractor. LED optics completely seal each individual emitter to meet an IP66 rating. In asymmetric distributions, a micro-reflector inside the refractor re-directs the house side emitter output towards the street side and functions as a house side shielding element. Refractors are injection molded optical acrylic. Each LED refractor is sealed to the PCB over an emitter and all refractors are retained by an aluminum frame. Any one Panel, or group of Panels in a luminaire, have the same optical pattern. LED refractors produce standard and specialized street, site, and area distributions. All distributions are Zero Uplight (U0), Full-Cutoff. Panels are field replaceable and field rotatable in 90° increments.

LED Emitters

High Power White LED's are driven between 350mA and 875mA for a maximum output of 2.5 Watts nominal. LED's are available in standard Neutral White (4000K), Cool White (5000K), or Warm White (2700K & 3000K). All Standard LED's have a minimum of 70 CRI. Consult Factory for other LED options. Lumen Maintenance of L94 at 60,000 hours (TM-21 calculated at 6x Test Time).

True Amber LED's TRA-True Amber LED's emit light in the amber spectral bandwidth centered on 585-590nm. True Amber has negligible blue light and is suitable for wildlife.

LED Driver(s)

Constant current electronic with a power factor of >.90 and a minimum operating temperature of -40°F/-40°C. Driver(s) is/are UL and cUL recognized and mounted directly against the Electrical Housing to facilitate thermal transfer, held down by universal clamps to facilitate easy removal. In-line terminal blocks facilitate wiring between the driver and optical arrays. Drivers accept an input of 120-277V, 50/60Hz or 347V-480V, 50,60Hz. (0 - 10V dimmable driver is standard. Driver has a minimum of 3KV internal surge protection. Luminaire supplied with 20KV surge protector for field accessible installation.)

Finish

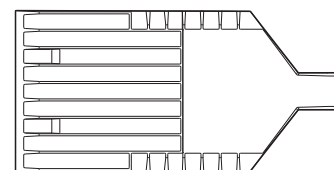
Electrostatically applied TGIC Polyester Powder Coat on substrate prepared with 20 PSI power wash at 140°F. Four step media blast and iron phosphate pretreatment for protection and paint adhesion. 400°F bake for maximum hardness and durability.

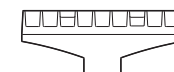
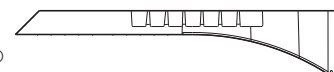
PROJECT NAME: _____

PROJECT TYPE: _____


VLL

TOP VIEW


 15.25"
(387mm)

 31"
(787mm)

 6"
(152mm)


FRONT VIEW

SIDE VIEW



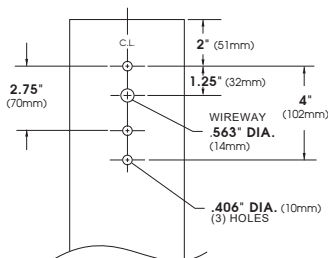
2022153



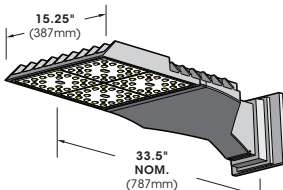
VLL SERIES - LED

SPECIFICATIONS

POLE DRILLING TEMPLATE

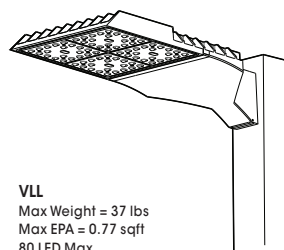


WALL MOUNT



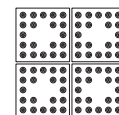
Extruded aluminum arm and cast aluminum Wall Bracket assembly provided with built in gasketed Wire access for Fixture/supply Wire connection.

EPA & WEIGHT




VLL
Max Weight = 37 lbs
Max EPA = 0.77 sqft
80 LED Max

PLED™ MODULES

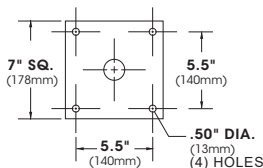


80 LED Module



40 LED Module

MOUNT PLATE



ORDERING INFORMATION

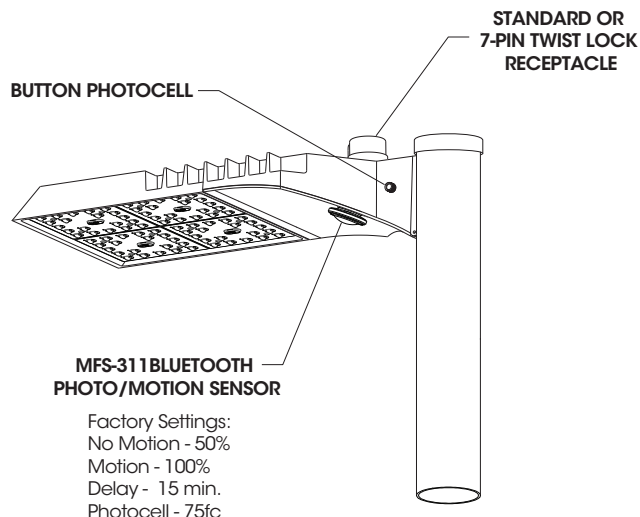
Spec/Order Example: VLL/PLED-III/80LED-525mA/30K/277/PC-T

Luminaire	Optics	LED Mode	Voltage	Mounting	Finish	Options
Luminaire	Optics	LED	Voltage	Mounting	Finish	Options
<input type="checkbox"/> VLL	PLED™ Distribution Type <input type="checkbox"/> Type II PLED-II <input type="checkbox"/> Type II Front Row PLED-II-FR <input type="checkbox"/> Type III Median Illuminator PLED-II-MIL <input type="checkbox"/> Type III Med. PLED-III <input type="checkbox"/> Type III Wide PLED-III-W <input type="checkbox"/> Type IV PLED-IV <input type="checkbox"/> Type IV PLED-IV-FT <input type="checkbox"/> Type V Narrow PLED-V-SQ-N <input type="checkbox"/> Type V Med. PLED-V-SQ-M <input type="checkbox"/> Type V Wide PLED-V-SQ-W	# of LEDs <input type="checkbox"/> 80LED <input type="checkbox"/> 40LED Drive Current <input type="checkbox"/> 1050mA <input type="checkbox"/> 875mA <input type="checkbox"/> 700mA <input type="checkbox"/> 525mA <input type="checkbox"/> 350mA Color Temp - CCT <input type="checkbox"/> 27K (2700K) <input type="checkbox"/> 30K (3000K) <input type="checkbox"/> 40K (4000K) <input type="checkbox"/> 50K (5000K) <input type="checkbox"/> TRA True Amber ¹ Consult Factory for Other LED Color, CCT, & CRI Options NOTES: 1- Available in 350mA & 525mA drive currents only Consult Factory for Other Drive Currents	<input type="checkbox"/> 120 <input type="checkbox"/> 208 <input type="checkbox"/> 240 <input type="checkbox"/> 277 <input type="checkbox"/> 347 <input type="checkbox"/> 480	Arm Mount <input type="checkbox"/> 1 <input type="checkbox"/> 2-180 <input type="checkbox"/> 2-90 <input type="checkbox"/> 3-90 <input type="checkbox"/> 3-120 <input type="checkbox"/> 4-90 Wall Mount <input type="checkbox"/> WM	Standard Textured Finish <input type="checkbox"/> Black RAL-9005-T <input type="checkbox"/> White RAL-9003-T <input type="checkbox"/> Grey RAL-7004-T <input type="checkbox"/> Dark Bronze RAL-8019-T <input type="checkbox"/> Green RAL-6005-T Premium Finishes <input type="checkbox"/> Rust <input type="checkbox"/> Patina Copper PC For smooth finish replace suffix "T" with suffix "S" (Example: RAL-9500-S) Consult factory for custom colors	<input type="checkbox"/> Internal House Side Shield inc. LED Count (Example: HS-PLED/48) HS-PLED <input type="checkbox"/> External Glare Shield 4 Sided EGS4 <input type="checkbox"/> External Glare Shield 3 Sided Rear Wedge EGS3W <input type="checkbox"/> Round Pole Adapter RPA <input type="checkbox"/> Twist Lock Receptacle Only TPR <input type="checkbox"/> 7-Pin Twist Lock Receptacle Only TPR7 <input type="checkbox"/> High-Low Dimming for Switch by Others/Select Levels 50/100 or 25/100 (Example: HLSW/25) HLSW <input type="checkbox"/> Photo Cell + Voltage (Example: PC120V) PC+V <input type="checkbox"/> Single Fuse (120V, 277V) SF <input type="checkbox"/> Double Fuse (208V, 240V) DF <input type="checkbox"/> Blue-Tooth Programmable Photo/Motion Sensor (Factory - Motion 50/100, Photo 75c) MS-F311



VLL SERIES - LED

OPTIONS



Sensors can be Field
Programmed With
Bluetooth App

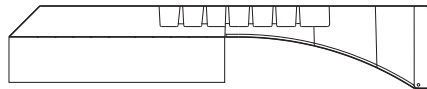
High Low Dimming For Switches (HLSW)

The HLSW is a Small Electronic Switch which Provides High Low Dimming Control Through the LED Driver's 0-10V Control. Switching is Done by Adding a Secondary AC Switched Hot Trigger Line to the HLSW in Addition to the Normal AC Power Line. When the Secondary Trigger Line is Powered, the Fixture will go to 100% Dimming. With no Power to the Trigger, the Fixture will operate at 50% or 25% Dimming. Switches for the Trigger Line can be a Normal AC Switch/Breaker or Timed Switch/Breaker.

Wireless and Other Fixture Controls

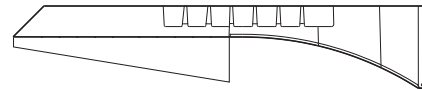
Contact Factory for Wireless and Other Fixture Controls and Recommendations. Most Controls Can be Integrated and Factory Installed.

External Glare Shields



EGS4 - 4 Sided Shield - 3" Deep

Minimum Cutoff = 12°
Average Cutoff = 23°



EGS3W - 3 Sided Shield - 3" Rear Depth

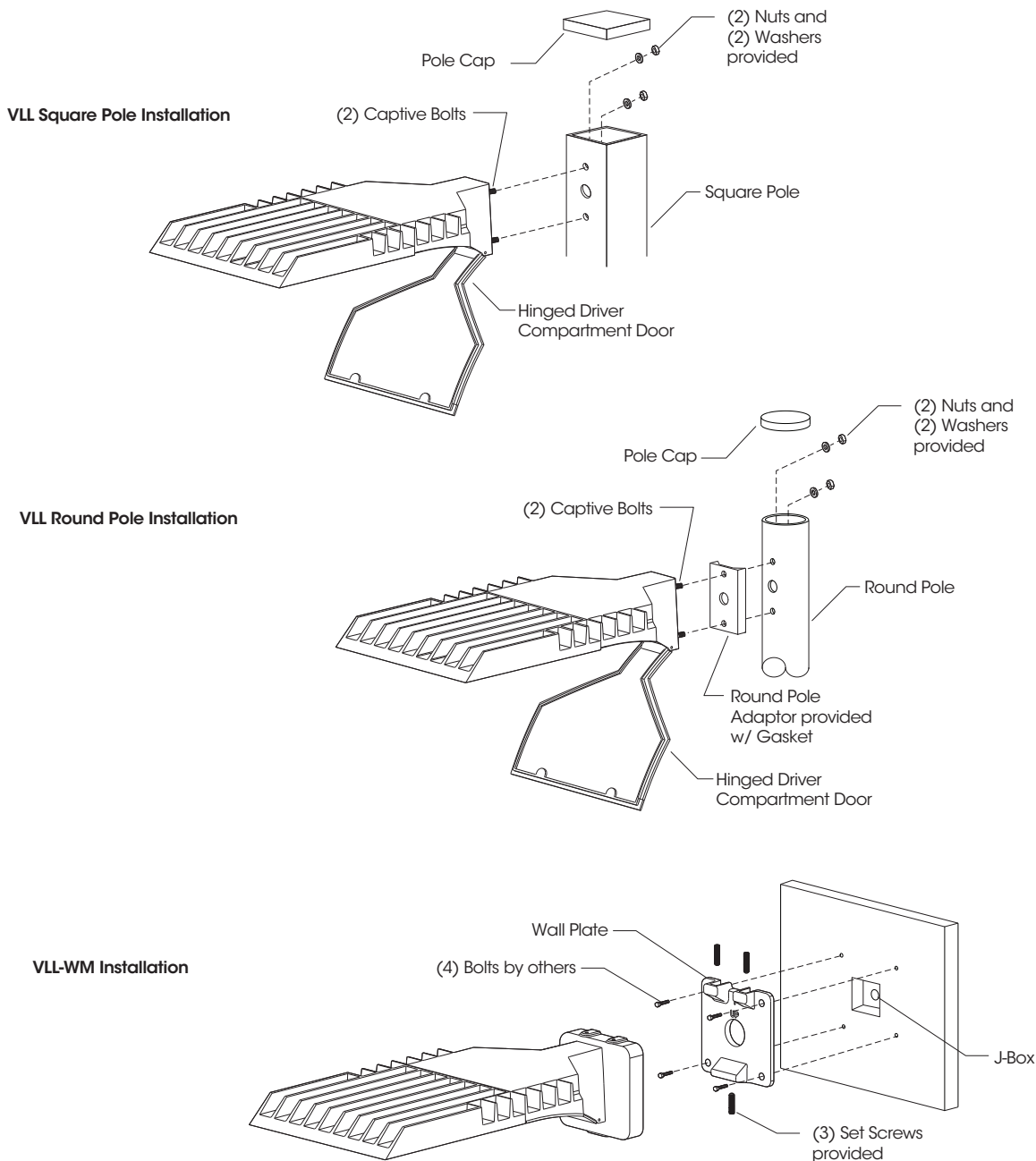
Minimum Rear Cutoff = 12°
Average Rear Cutoff = 23°
Minimum Side Cutoff = 4°
Average Side Cutoff = 16°

Glare Shields are rotatable on VLL. Consult factory for custom applications.



VLL SERIES - LED

INSTALLATION DETAIL





VLL SERIES - LED

PHOTOMETRIC DATA GUIDE - LM-80 LUMEN MAINTENANCE

LED Life / Operating Hours	Lumen Depreciation	Lumen Depreciation Scale Factor
60,000 (10x Test Time Calculated)	L94	0.94x
100,000 (Theoretical Calculated)	L92	0.92x
150,000 (Theoretical Calculated)	L89	0.89x

Lumen Depreciation Calculations Done in Accordance With IESNA TM-21 & LM-80 (25°C Ambient)
TM-21 6x Test Time Dictates that L94 > 60,000 Hours.

ELECTRICAL DATA GUIDE - AMPERAGE CHARTS

# of LEDs	mA	System Watts	120V	208V	277V	347V	480V
40	350	43	0.36	0.21	0.15	0.12	0.09
40	525	65	0.54	0.31	0.23	0.19	0.13
40	700	87	0.72	0.42	0.31	0.25	0.18
40	875	108	0.90	0.52	0.39	0.31	0.23
40	1050	128	1.07	0.62	0.46	0.37	0.27
80	350	85	0.71	0.41	0.31	0.25	0.18
80	525	129	1.08	0.62	0.47	0.37	0.27
80	700	174	1.45	0.83	0.63	0.50	0.36
80	875	216	1.80	1.04	0.78	0.62	0.45
80	1050	256	2.14	1.23	0.93	0.74	0.53



VLL SERIES - LED

PHOTOMETRIC DATA GUIDE - LUMEN TABLES (VLL-PLED)

VLL-PLED																							
LED Count	Drive Current (mA)	System Watts	Dist'n Type	27K (2700K - 70CRI)			30K (3000K - 70CRI)			40K (4000K - 70CRI)			50K (5000K - 70CRI)			System Watts	TRA (590nm)						
				LUMENS	LPW	BUG RATING	LUMENS	LPW	BUG RATING	LUMENS	LPW	BUG RATING	LUMENS	LPW	BUG RATING		LUMENS	LPW	BUG RATING				
40	350	42.7	II	5819	136	B2-U0-G1	6281	147	B2-U0-G1	6612	155	B2-U0-G2	6943	163	B2-U0-G2	33.0	2309	70	B1-U0-G1				
			IIFR	5858	137	B2-U0-G1	6324	148	B2-U0-G1	6657	156	B2-U0-G1	6990	164	B2-U0-G1		2325	70	B1-U0-G0				
			IIFML	5819	136	B3-U0-G3	6282	147	B3-U0-G3	6612	155	B3-U0-G3	6943	163	B3-U0-G3		2309	70	B1-U0-G1				
			IIIM	5921	139	B1-U0-G2	6392	150	B2-U0-G2	6728	158	B2-U0-G2	7065	165	B2-U0-G2		2349	71	B1-U0-G1				
			IIIW	5497	129	B1-U0-G2	5935	139	B1-U0-G2	6247	146	B1-U0-G2	6559	154	B1-U0-G2		2182	66	B1-U0-G1				
			IV	5876	138	B1-U0-G2	6344	149	B2-U0-G2	6677	156	B2-U0-G2	7011	164	B2-U0-G2		2332	71	B1-U0-G1				
			IVFT	5353	125	B1-U0-G2	5778	135	B1-U0-G2	6083	142	B1-U0-G2	6387	150	B1-U0-G2		2124	64	B1-U0-G1				
			VSQ-N	6141	144	B2-U0-G1	6630	155	B2-U0-G1	6979	163	B2-U0-G1	7328	172	B2-U0-G1		2438	74	B1-U0-G0				
			VSQ-M	6023	141	B3-U0-G1	6502	152	B3-U0-G1	6844	160	B3-U0-G1	7186	168	B3-U0-G1		2390	72	B2-U0-G1				
			VSQ-W	5879	138	B3-U0-G2	6346	149	B3-U0-G2	6680	156	B3-U0-G2	7015	164	B3-U0-G2		2333	71	B2-U0-G1				
			IIFHS	4256	100	B0-U0-G1	4594	108	B1-U0-G1	4836	113	B1-U0-G2	5077	119	B1-U0-G2		1689	51	B0-U0-G0				
			IIFRHS	4329	101	B0-U0-G1	4673	109	B0-U0-G1	4919	115	B0-U0-G1	5165	121	B0-U0-G1		1718	52	B0-U0-G0				
			IIIMHS	4305	101	B0-U0-G2	4647	109	B0-U0-G2	4892	115	B0-U0-G2	5137	120	B0-U0-G2		1708	52	B0-U0-G1				
			IIWHS	4214	99	B0-U0-G2	4550	107	B0-U0-G2	4789	112	B0-U0-G2	5028	118	B0-U0-G2		1673	51	B0-U0-G1				
			IVHS	4447	104	B0-U0-G1	4801	112	B0-U0-G2	5054	118	B0-U0-G2	5306	124	B0-U0-G2		1764	53	B0-U0-G1				
			IVFTHS	4203	98	B0-U0-G2	4537	106	B0-U0-G2	4776	112	B0-U0-G2	5015	117	B0-U0-G2		1668	51	B0-U0-G1				
			40	525	64.7	II	8396	130	B2-U0-G2	9064	140	B2-U0-G2	9541	147	B2-U0-G2		10017	155	B2-U0-G2	51.0	2715	53	B1-U0-G1
						IIFR	8452	131	B2-U0-G1	9125	141	B2-U0-G1	9605	148	B2-U0-G1		10085	156	B2-U0-G1		2733	54	B1-U0-G1
						IIFML	8396	130	B3-U0-G3	9064	140	B3-U0-G3	9541	147	B3-U0-G3		10018	155	B3-U0-G3		2715	53	B1-U0-G1
						IIIM	8543	132	B2-U0-G2	9223	143	B2-U0-G2	9708	150	B2-U0-G2		10194	158	B2-U0-G2		2762	54	B1-U0-G1
IIIW	7932	123				B2-U0-G2	8563	132	B2-U0-G2	9013	139	B2-U0-G3	9464	146	B2-U0-G3	2565	50	B1-U0-G1					
IV	8478	131				B2-U0-G2	9152	141	B2-U0-G2	9634	149	B2-U0-G2	10116	156	B2-U0-G2	2742	54	B1-U0-G1					
IVFT	7724	119				B2-U0-G3	8338	129	B2-U0-G3	8777	136	B2-U0-G3	9216	142	B2-U0-G3	2497	49	B1-U0-G1					
VSQ-N	8861	137				B3-U0-G1	9566	148	B3-U0-G1	10070	156	B3-U0-G1	10574	163	B3-U0-G1	2866	56	B1-U0-G0					
VSQ-M	8690	134				B3-U0-G2	9381	145	B3-U0-G2	9875	153	B3-U0-G2	10369	160	B3-U0-G2	2809	55	B2-U0-G1					
VSQ-W	8483	131				B4-U0-G2	9157	142	B4-U0-G2	9640	149	B4-U0-G3	10122	156	B4-U0-G3	2743	54	B2-U0-G1					
IIFHS	6141	95				B1-U0-G2	6629	102	B1-U0-G2	6978	108	B1-U0-G2	7327	113	B1-U0-G2	1985	39	B0-U0-G1					
IIFRHS	6246	97				B1-U0-G1	6743	104	B1-U0-G1	7098	110	B1-U0-G1	7453	115	B1-U0-G1	2020	40	B0-U0-G0					
IIIMHS	6212	96				B0-U0-G2	6706	104	B0-U0-G2	7060	109	B0-U0-G2	7412	115	B0-U0-G2	2009	39	B0-U0-G1					
IIWHS	6081	94				B0-U0-G2	6564	101	B0-U0-G2	6910	107	B0-U0-G2	7255	112	B0-U0-G2	1966	39	B0-U0-G1					
IVHS	6417	99				B0-U0-G2	6927	107	B0-U0-G2	7292	113	B0-U0-G2	7656	118	B1-U0-G2	2075	41	B0-U0-G1					
IVFTHS	6064	94				B0-U0-G2	6546	101	B0-U0-G2	6891	107	B1-U0-G2	7235	112	B1-U0-G3	1960	38	B0-U0-G1					
40	700	86.8				II	10669	123	B2-U0-G2	11518	133	B2-U0-G2	12124	140	B2-U0-G2	12730	147	B2-U0-G2	N/A		N/A		
						IIFR	10740	124	B2-U0-G1	11594	134	B3-U0-G1	12205	141	B3-U0-G1	12815	148	B3-U0-G1					
						IIFML	10669	123	B3-U0-G3	11518	133	B3-U0-G3	12124	140	B3-U0-G3	12731	147	B3-U0-G3					
						IIIM	10856	125	B2-U0-G2	11719	135	B2-U0-G2	12336	142	B2-U0-G2	12953	149	B2-U0-G2					
			IIIW	10079	116	B2-U0-G3	10880	125	B2-U0-G3	11453	132	B2-U0-G3	12026	139	B2-U0-G3								
			IV	10774	124	B2-U0-G2	11630	134	B2-U0-G2	12243	141	B2-U0-G2	12855	148	B2-U0-G2								
			IVFT	9814	113	B2-U0-G3	10595	122	B2-U0-G3	11153	128	B2-U0-G3	11710	135	B2-U0-G3								
			VSQ-N	11260	130	B3-U0-G1	12156	140	B3-U0-G1	12796	147	B3-U0-G1	13435	155	B3-U0-G1								
			VSQ-M	11042	127	B4-U0-G2	11920	137	B4-U0-G2	12548	145	B4-U0-G2	13175	152	B4-U0-G2								
			VSQ-W	10778	124	B4-U0-G3	11636	134	B4-U0-G3	12248	141	B4-U0-G3	12860	148	B4-U0-G3								
			IIFHS	7803	90	B1-U0-G2	8423	97	B1-U0-G2	8866	102	B1-U0-G2	9310	107	B1-U0-G2								
			IIFRHS	7937	91	B1-U0-G1	8568	99	B1-U0-G1	9019	104	B1-U0-G1	9470	109	B1-U0-G1								
			IIIMHS	7893	91	B1-U0-G2	8521	98	B1-U0-G2	8970	103	B1-U0-G2	9418	109	B1-U0-G2								
			IIWHS	7726	89	B0-U0-G2	8341	96	B1-U0-G2	8780	101	B1-U0-G2	9218	106	B1-U0-G2								
			IVHS	8153	94	B1-U0-G2	8802	101	B1-U0-G2	9265	107	B1-U0-G2	9728	112	B1-U0-G2								
			IVFTHS	7705	89	B1-U0-G3	8318	96	B1-U0-G3	8756	101	B1-U0-G3	9194	106	B1-U0-G3								
			40	875	108.0	II	12366	114	B2-U0-G2	13349	124	B2-U0-G2	14052	130	B2-U0-G2	14754	137	B3-U0-G2		N/A		N/A	
						IIFR	12448	115	B3-U0-G1	13439	124	B3-U0-G1	14146	131	B3-U0-G1	14853	138	B3-U0-G2					
						IIFML	12366	115	B3-U0-G3	13349	124	B3-U0-G3	14052	130	B3-U0-G3	14755	137	B4-U0-G4					
						IIIM	12581	116	B2-U0-G2	13582	126	B2-U0-G2	14297	132	B2-U0-G2	15012	139	B2-U0-G2					
IIIW	11682	108				B2-U0-G3	12611	117	B2-U0-G3	13275	123	B2-U0-G3	13939	129	B2-U0-G3								
IV	12487	116				B2-U0-G2	13480	125	B2-U0-G2	14189	131	B2-U0-G2	14899	138	B2-U0-G2								
IVFT	11375	105				B2-U0-G3	12280	114	B2-U0-G3	12926	120	B2-U0-G3	13573	126	B2-U0-G3								
VSQ-N	13051	121				B3-U0-G1	14089	130	B3-U0-G1	14830	137	B3-U0-G1	15572	144	B3-U0-G1								
VSQ-M	12798	118				B4-U0-G2	13816	128	B4-U0-G2	14543	135	B4-U0-G2	15270	141	B4-U0-G2								
VSQ-W	12492	116				B4-U0-G3	13486	125	B4-U0-G3	14196	131	B4-U0-G3	14905	138	B4-U0-G3								
IIFHS	9044	84				B1-U0-G2	9763	90	B1-U0-G2	10277	95	B1-U0-G2	10791	100	B1-U0-G2								
IIFRHS	9199	85				B1-U0-G1	9930	92	B1-U0-G1	10453	97	B1-U0-G1	10976	102	B1-U0-G1								
IIIMHS	9149	85				B1-U0-G2	9876	91	B1-U0-G2	10396	96	B1-U0-G2	10916	101	B1-U0-G2								
IIWHS	8955	83				B1-U0-G2	9667	90	B1-U0-G3	10176	94	B1-U0-G3	10685	99	B1-U0-G3								
IVHS	9450	87				B1-U0-G2	10201	94	B1-U0-G2	10738	99	B1-U0-G2	11275	104	B1-U0-G2								
IVFTHS	8931	83				B1-U0-G3	9641	89	B1-U0-G3	10149	94	B1-U0-G3	10666	99	B1-U0-G3								
40	1050	128.2				II	14213	111	B2-U0-G2	15344	120	B3-U0-G2	16151	126	B3-U0-G3	16959	132	B3-U0-G3	N/A		N/A		
						IIFR	14308	112	B3-U0-G1	15446	120	B3-U0-G2	16259	127	B3-U0-G2	17072	133	B3-U0-G2					
						IIFML	14214	111	B3-U0-G3	15344	120	B4-U0-G4	16152	126	B4-U0-G4	16959	132	B4-U0-G4					
						IIIM	14461	113	B2-U0-G2	15612	122	B3-U0-G2	16433	128	B3-U0-G3	17255	135	B3-U0-G3					
			IIIW	13427	105	B2-U0-G3	14495	113	B2-U0-G3	15258	119	B2-U0-G3	16021	125	B3-U0-G3								
			IV	14352	112	B2-U0-G2	15494	121	B3-U0-G2	16309	127	B3-U0-G3	17125	134	B3-U0-G3								
			IVFT	13075	102	B2-U0-G3	14115	110	B2-U0-G3	14858	116	B3-U0-G3	15601	122	B3-U0-G3								
			VSQ-N	15001	117	B3-U0-G1	16194	126	B4-U0-G1	17046	133	B4-U0-G2	17899	140	B4-U0-G2								
			VSQ-M	14710	115	B4-U0-G2	15880	124	B4-U0-G2	16716	130	B4-U0-G2	17552	137	B4-U0-G2								
			VSQ-W	14359	112	B4-U0-G3	15501	121	B4-U0-G3	16317	127	B4-U0-G3	17132	134	B5-U0-G3								
			IIFHS	10395	81	B1-U0-G2	11222	88	B1-U0-G2	11813	92	B1-U0-G2	12403	97	B1-U0-G2								
			IIFRHS	10573	82	B1-U0-G1	11414	89	B1-U0-G2	120													



Job Name:
Winston at Churchill

Catalog Number:
VLL-PLED-II-40LED-350MA-**K-
VOLT-1-FINISH

Notes:

Type:

OJ2H

ELL22-115188

VLL SERIES - LED

PHOTOMETRIC DATA GUIDE - LUMEN TABLES (VLL-PLED)

VLL-PLED																							
LED Count	Drive Current (mA)	System Watts	Dist'n Type	27K (2700K - 70CRI)			30K (3000K - 70CRI)			40K (4000K - 70CRI)			50K (5000K - 70CRI)			System Watts	TRA (590nm)						
				LUMENS	LPW	BUG RATING	LUMENS	LPW	BUG RATING	LUMENS	LPW	BUG RATING	LUMENS	LPW	BUG RATING		LUMENS	LPW	BUG RATING				
80	350	85.4	II	11277	132	B2-U0-G2	12174	143	B2-U0-G2	12814	150	B2-U0-G2	13455	158	B2-U0-G2	67.0	4475	67	B1-U0-G1				
			II-FR	11352	133	B3-U0-G1	12256	144	B3-U0-G1	12901	151	B3-U0-G1	13546	159	B3-U0-G1		4504	67	B1-U0-G1				
			II-ML	11277	132	B3-U0-G3	12175	143	B3-U0-G3	12815	150	B3-U0-G3	13456	158	B3-U0-G3		4475	67	B2-U0-G2				
			III-M	11474	134	B2-U0-G2	12387	145	B2-U0-G2	13039	153	B2-U0-G2	13691	160	B2-U0-G2		4553	68	B1-U0-G1				
			III-W	10654	125	B2-U0-G3	11501	135	B2-U0-G3	12106	142	B2-U0-G3	12712	149	B2-U0-G3		4228	63	B1-U0-G2				
			IV	11388	133	B2-U0-G2	12294	144	B2-U0-G2	12941	152	B2-U0-G2	13588	159	B2-U0-G2		4518	67	B1-U0-G1				
			IV-FT	10374	121	B2-U0-G3	11199	131	B2-U0-G3	11788	138	B2-U0-G3	12377	145	B2-U0-G3		4117	61	B1-U0-G1				
			VSQ-N	11902	139	B3-U0-G1	12849	150	B3-U0-G1	13525	158	B3-U0-G1	14202	166	B3-U0-G1		4723	70	B2-U0-G1				
			VSQ-M	11671	137	B4-U0-G2	12600	148	B4-U0-G2	13263	155	B4-U0-G2	13927	163	B4-U0-G2		4631	69	B3-U0-G1				
			VSQ-W	11392	133	B4-U0-G3	12299	144	B4-U0-G3	12946	152	B4-U0-G3	13593	159	B4-U0-G3		4520	67	B3-U0-G2				
			IIHS	8247	97	B1-U0-G2	8903	104	B1-U0-G2	9372	110	B1-U0-G2	9840	115	B1-U0-G2		3273	49	B0-U0-G1				
			II-FR-HS	8389	98	B1-U0-G1	9056	106	B1-U0-G1	9533	112	B1-U0-G1	10009	117	B1-U0-G1		3329	50	B0-U0-G1				
			III-M-HS	8344	98	B1-U0-G2	9007	105	B1-U0-G2	9482	111	B1-U0-G2	9956	117	B1-U0-G2		3311	49	B0-U0-G1				
			III-W-HS	8167	96	B1-U0-G2	8817	103	B1-U0-G2	9281	109	B1-U0-G2	9745	114	B1-U0-G2		3240	48	B0-U0-G1				
			IV-HS	8618	101	B1-U0-G2	9304	109	B1-U0-G2	9793	115	B1-U0-G2	10283	120	B1-U0-G2		3420	51	B0-U0-G1				
			IV-FT-HS	8144	95	B1-U0-G3	8792	103	B1-U0-G3	9255	108	B1-U0-G3	9718	114	B1-U0-G3		3232	48	B0-U0-G2				
			80	525	129.4	II	16239	125	B3-U0-G3	17531	135	B3-U0-G3	18454	143	B3-U0-G3		19377	150	B3-U0-G3	101.0	5251	52	B1-U0-G1
						II-FR	16348	126	B3-U0-G2	17648	136	B3-U0-G2	18577	144	B3-U0-G2		19506	151	B3-U0-G2		5286	52	B1-U0-G1
						II-ML	16240	126	B4-U0-G4	17532	135	B4-U0-G4	18454	143	B4-U0-G4		19377	150	B4-U0-G4		5251	52	B2-U0-G2
						III-M	16523	128	B3-U0-G3	17837	138	B3-U0-G3	18776	145	B3-U0-G3		19715	152	B3-U0-G3		5343	53	B1-U0-G2
III-W	15341	119				B2-U0-G3	16562	128	B2-U0-G3	17433	135	B2-U0-G3	18305	141	B2-U0-G3	4961	49	B1-U0-G2					
IV	16398	127				B3-U0-G3	17703	137	B3-U0-G3	18635	144	B3-U0-G3	19566	151	B3-U0-G3	5302	52	B1-U0-G1					
IV-FT	14938	115				B3-U0-G3	16127	125	B3-U0-G3	16976	131	B3-U0-G3	17824	138	B3-U0-G3	4830	48	B1-U0-G2					
VSQ-N	17140	132				B4-U0-G2	18504	143	B4-U0-G2	19477	151	B4-U0-G2	20451	158	B4-U0-G2	5542	55	B2-U0-G1					
VSQ-M	16807	130				B4-U0-G2	18144	140	B4-U0-G2	19099	148	B4-U0-G2	20053	155	B4-U0-G2	5434	54	B3-U0-G1					
VSQ-W	16406	127				B4-U0-G3	17711	137	B5-U0-G3	18643	144	B5-U0-G3	19575	151	B5-U0-G3	5304	53	B3-U0-G2					
IIHS	11877	92				B1-U0-G2	12821	99	B1-U0-G2	13496	104	B1-U0-G2	14171	110	B1-U0-G2	3841	38	B0-U0-G1					
II-FR-HS	12081	93				B1-U0-G2	13042	101	B1-U0-G2	13728	106	B1-U0-G2	14414	111	B1-U0-G2	3906	39	B0-U0-G1					
III-M-HS	12016	93				B1-U0-G3	12971	100	B1-U0-G3	13654	106	B1-U0-G3	14337	111	B1-U0-G3	3885	38	B0-U0-G1					
III-W-HS	11760	91				B1-U0-G3	12696	98	B1-U0-G3	13364	103	B1-U0-G3	14032	108	B1-U0-G3	3803	38	B0-U0-G2					
IV-HS	12411	96				B1-U0-G2	13398	104	B1-U0-G2	14103	109	B1-U0-G2	14808	114	B1-U0-G2	4013	40	B0-U0-G1					
IV-FT-HS	11729	91				B1-U0-G3	12662	98	B1-U0-G3	13328	103	B1-U0-G3	13995	108	B1-U0-G3	3792	38	B0-U0-G2					
80	700	173.6				II	20595	119	B3-U0-G3	22322	128	B3-U0-G3	23403	135	B3-U0-G3	24573	142	B3-U0-G3	N/A		N/A		
						II-FR	20732	119	B3-U0-G2	22381	129	B3-U0-G2	23559	136	B3-U0-G2	24736	142	B3-U0-G2					
						II-ML	20595	119	B4-U0-G4	22323	128	B4-U0-G4	23403	135	B4-U0-G4	24573	142	B4-U0-G4					
						III-M	20954	121	B3-U0-G3	22621	130	B3-U0-G3	23812	137	B3-U0-G3	25003	144	B3-U0-G3					
			III-W	19456	112	B3-U0-G4	21003	121	B3-U0-G4	22109	127	B3-U0-G4	23214	134	B3-U0-G4								
			IV	20797	120	B3-U0-G3	22451	129	B3-U0-G3	23633	136	B3-U0-G3	24814	143	B3-U0-G4								
			IV-FT	18945	109	B3-U0-G4	20452	118	B3-U0-G4	21528	124	B3-U0-G4	22604	130	B3-U0-G4								
			VSQ-N	21737	125	B4-U0-G2	23466	135	B4-U0-G2	24701	142	B4-U0-G2	25936	149	B4-U0-G2								
			VSQ-M	21314	123	B5-U0-G3	23010	133	B5-U0-G3	24221	140	B5-U0-G3	25432	146	B5-U0-G3								
			VSQ-W	20806	120	B5-U0-G3	22461	129	B5-U0-G4	23643	136	B5-U0-G4	24825	143	B5-U0-G4								
			IIHS	15062	87	B1-U0-G3	16260	94	B1-U0-G3	17115	99	B1-U0-G3	17971	104	B1-U0-G3								
			II-FR-HS	15321	88	B1-U0-G2	16539	95	B1-U0-G2	17410	100	B1-U0-G2	18280	105	B1-U0-G2								
			III-M-HS	15238	88	B1-U0-G3	16450	95	B1-U0-G3	17315	100	B1-U0-G3	18181	105	B1-U0-G4								
			III-W-HS	14915	86	B1-U0-G4	16101	93	B1-U0-G4	16948	98	B1-U0-G4	17796	103	B1-U0-G4								
			IV-HS	15739	91	B1-U0-G3	16991	98	B1-U0-G3	17885	103	B1-U0-G3	18780	108	B1-U0-G3								
			IV-FT-HS	14874	86	B1-U0-G4	16058	92	B1-U0-G4	16903	97	B1-U0-G4	17748	102	B1-U0-G4								
			80	875	215.9	II	23798	110	B3-U0-G3	25691	119	B3-U0-G3	27043	125	B3-U0-G4	28395	132	B3-U0-G4		N/A		N/A	
						II-FR	23957	111	B3-U0-G2	25862	120	B3-U0-G2	27223	126	B3-U0-G2	28585	132	B4-U0-G2					
						II-ML	23799	110	B4-U0-G4	25692	119	B4-U0-G4	27044	125	B4-U0-G4	28396	132	B4-U0-G4					
						III-M	24214	112	B3-U0-G4	26140	121	B3-U0-G4	27516	127	B3-U0-G4	28892	134	B3-U0-G4					
III-W	22482	104				B3-U0-G4	24270	112	B3-U0-G4	25548	118	B3-U0-G4	26825	124	B3-U0-G4								
IV	24032	111				B3-U0-G3	25943	120	B3-U0-G4	27309	126	B3-U0-G4	28674	133	B3-U0-G4								
IV-FT	21892	101				B3-U0-G4	23634	109	B3-U0-G5	24877	115	B3-U0-G5	26121	121	B3-U0-G5								
VSQ-N	25118	116				B4-U0-G2	27116	126	B5-U0-G2	28543	132	B5-U0-G2	29970	139	B5-U0-G2								
VSQ-M	24630	114				B5-U0-G3	26589	123	B5-U0-G3	27988	130	B5-U0-G3	29387	136	B5-U0-G3								
VSQ-W	24042	111				B5-U0-G4	25954	120	B5-U0-G4	27321	127	B5-U0-G4	28686	133	B5-U0-G4								
IIHS	17405	81				B1-U0-G3	18789	87	B1-U0-G3	19778	92	B1-U0-G3	20766	96	B2-U0-G4								
II-FR-HS	17704	82				B1-U0-G2	19112	89	B1-U0-G2	20118	93	B1-U0-G2	21124	98	B1-U0-G2								
III-M-HS	17608	82				B1-U0-G4	19008	88	B1-U0-G4	20009	93	B1-U0-G4	21009	97	B1-U0-G4								
III-W-HS	17234	80				B1-U0-G4	18605	86	B1-U0-G4	19584	91	B1-U0-G4	20564	95	B1-U0-G4								
IV-HS	18187	84				B1-U0-G3	19634	91	B1-U0-G4	20667	96	B1-U0-G4	21701	101	B1-U0-G4								
IV-FT-HS	17188	80				B1-U0-G4	18555	86	B1-U0-G4	19532	90	B1-U0-G4	20509	95	B1-U0-G4								
80	1050	256.4				II	27354	107	B3-U0-G4	29330	115	B4-U0-G4	31084	121	B4-U0-G4	32638	127	B4-U0-G4	N/A		N/A		
						II-FR	27536	107	B3-U0-G2	29727	116	B4-U0-G2	31291	122	B4-U0-G2	32856	128	B4-U0-G2					
						II-ML	27355	107	B4-U0-G4	29331	115	B5-U0-G5	31085	121	B5-U0-G5	32639	127	B5-U0-G5					
						III-M	27832	109	B3-U0-G4	30046	117	B3-U0-G4	31627	123	B4-U0-G4	33209	130	B4-U0-G4					
			III-W	25841	101	B3-U0-G4	27897	109	B3-U0-G4	29365	115	B3-U0-G5	30834	120	B3-U0-G5								
			IV	27622	108	B3-U0-G4	29820	116	B3-U0-G4	31389	122	B4-U0-G4	32959	129	B4-U0-G4								
			IV-FT	25163	98	B3-U0-G5	27165	106	B3-U0-G5	28595	112	B3-U0-G5	30024	117	B3-U0-G5								
			VSQ-N	28871	113	B5-U0-G2	31168	122	B5-U0-G2	32808	128	B5-U0-G2	34448	134	B5-U0-G2								
			VSQ-M	28310	110	B5-U0-G3	30561	119	B5-U0-G3	32170	125	B5-U0-G4	33779	132	B5-U0-G4								
			VSQ-W	27634	108	B5-U0-G4	29833	116	B5-U0-G4	31403	122	B5-U0-G5	32973	129	B5-U0-G5								
			IIHS	20005	78	B1-U0-G4	21596	8															



SQUARE STRAIGHT STEEL POLE

SNTS 4"

FEATURES

Shaft

4" square, fabricated from high grade structural steel tube. Shaft conforms to ASTM-A-501-68 specifications. Meets or exceeds minimum yield strength of 46,000 P.S.I. Wall thickness 11 GA. (.120 wall) or 7 GA. (.180 wall) as specified. Reinforced hand hole is furnished with cover. Shaft is furnished with ground lug located inside pole on wall opposite hand hole.

Base Plate

Fabricated from structural quality hot rolled steel. Meets or exceeds minimum yield strength of 36,000 P.S.I. base telescopes and is circumferentially welded to pole shaft. Slotted bolt holes provide 1" flexibility on either side of bolt circle centerline.

Anchorage

(4) anchor bolts fabricated from hot rolled steel bar. Minimum yield strength of 50,000 P.S.I. bolts have "L" bend on one end and are threaded on the other. Bolts are fully galvanized and are furnished with two nuts and two washers.

Base Cover

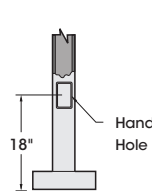
Fabricated from heavy gauge quality carbon steel. Two-piece cover conceals base.

Finish

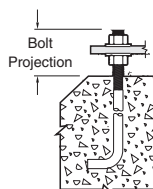
Electrostatically applied TGIC Polyester Powder Coat on substrate prepared with 20 PSI power wash at 140°F. Four step media blast and iron phosphate pretreatment for protection and paint adhesion. 400°F bake for maximum hardness and durability.

PROJECT NAME: _____

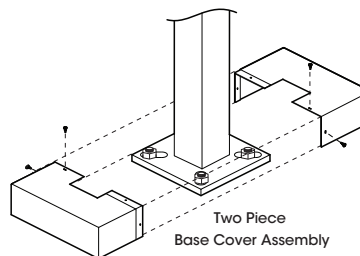
PROJECT TYPE: _____



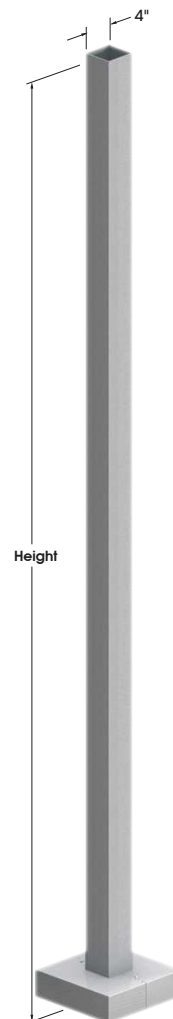
8" - 11" dia. Bolt Circle



Bolt Projection above grade:
Minimum 3/4"
Maximum 3/4"



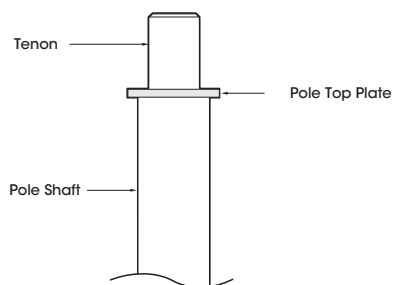
Two Piece Base Cover Assembly



SNTS4

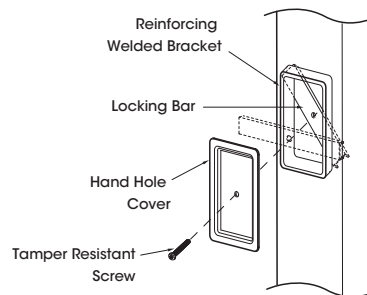
Pole Top Mount

PT23 - 2 3/8" X 4" Tenon PT27 - 2 7/8" X 4" Tenon



Hand Hole Cover

Reinforced hand hole w/tamper resistant bolt assembly





SNTS 4"

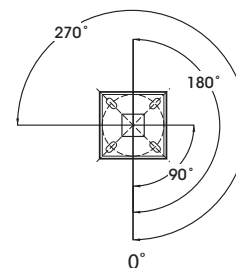
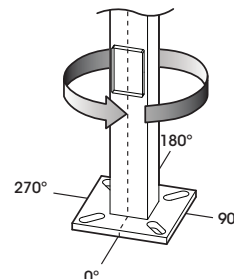
SPECIFICATIONS

Engineering Data
Maximum EPA - Square Feet

Model Number	Max. Fixture Weight	100 MPH	90 MPH	80 MPH	70 MPH
SNTS 104 - 11	400	16.7	20.5	26.1	33.4
SNTS 124 - 11	400	12.2	16.1	20.4	25.8
SNTS 144 - 11	400	9.9	12.8	16.1	20.2
SNTS 154 - 11	400	8.9	11.4	14.4	17.9
SNTS 164 - 11	400	7.9	10.1	12.8	15.9
SNTS 184 - 11	400	6.2	8.2	10.1	13.8
SNTS 204 - 11	400	4.8	6.2	7.9	11.6
SNTS 204 - 7	450	8.8	11.3	14.0	17.4
SNTS 254 - 11	350	1.6	3.2	5.5	8.8
SNTS 254 - 7	450	4.3	6.1	9.1	11.2

All above design calculations are based on sustained wind forces plus additional 1.3 wind gust
(Example: Pole rated at 80 MPH withstands 104 MPH gusts)

Drilled Side Mount
Specify drilling location using codes below.



ORDERING INFORMATION

Spec/Order Example: SNTS204-7/2-180/RAL-6005-S

Pole Model Number - SNTS 4"					Mounting	Finish	Options
Pole Model Number - SNTS 4"					Mounting	Finish	Options
Pole Height	Wall Thickness	Bolt Circle	Anchorage		Arm Mount	Standard Smooth Finish	Receptacle
<input type="checkbox"/> SNTS 104 - 11	10'	11	9"	3/4"X18"X3"	<input type="checkbox"/> PT23 2 7/8" X 4" Tenon	<input type="checkbox"/> Black RAL-9005-S	<input type="checkbox"/> Duplex Receptacle DUP
<input type="checkbox"/> SNTS 124 - 11	12'	11	9"	3/4"X18"X3"	<input type="checkbox"/> PT27 2 7/8" X 4" Tenon	<input type="checkbox"/> White RAL-9003-S	<input type="checkbox"/> GFI Receptacle GFI
<input type="checkbox"/> SNTS 144 - 11	14'	11	9"	3/4"X18"X3"	<input type="checkbox"/> Other Tenon Mt _____	<input type="checkbox"/> Grey RAL-7004-S	<input type="checkbox"/> 3 Way Adapter T3120
<input type="checkbox"/> SNTS 154 - 11	15'	11	9"	3/4"X18"X3"	Drill Mount	<input type="checkbox"/> Dark Bronze RAL-8019-S	Coupling
<input type="checkbox"/> SNTS 164 - 11	16'	11	9"	3/4"X18"X3"	<input type="checkbox"/> 1	<input type="checkbox"/> Green RAL-6005-S	<input type="checkbox"/> 1/2" Coupling CPLN1/2
<input type="checkbox"/> SNTS 184 - 11	18'	11	9"	3/4"X18"X3"	<input type="checkbox"/> 2-180	STD FINISH = Specify	<input type="checkbox"/> 3/4" Coupling CPLN3/4
<input type="checkbox"/> SNTS 204 - 11	20'	11	10"	3/4"X24"X3"	<input type="checkbox"/> 2-90	All Steel Poles supplied with Smooth Finish See USALTG.COM for additional colors	<input type="checkbox"/> 2" Coupling CPLN2
<input type="checkbox"/> SNTS 204 - 7	20'	7	11"	3/4"X30"X3"	<input type="checkbox"/> 3-90		Specify Coupling location
<input type="checkbox"/> SNTS 254 - 11	25'	11	11"	3/4"X24"X3"	<input type="checkbox"/> 4-90		Refer to the Accessories Section for other options
<input type="checkbox"/> SNTS 254 - 11	25'	11	11"	3/4"X24"X3"	<input type="checkbox"/> 3-120		
<input type="checkbox"/> SNTS 254 - 7	25'	7	11"	3/4"X30"X3"	3-120 requires PT27 and T3120 Adapter		
<input type="checkbox"/> Specify other heights _____							





Date:

Approved:


Type:

Fixture:

Project:

FCC600 Up/Down or Up, Standard Drivers without Battery Backup

6" Round wall mount up/down or up only cylinder outdoor



FEATURES

- Up to 5000 lm, Up to 100 LPW
- Numerous mounting capabilities
- Clear anti-glare tempered glass lens (IK09)
- Multiple color finishes with AAMA 2605 option (10 yr. paint warranty)
- 0-10V 1% Dimming (Standard)
- 1.5G Vibration Tested
- 95 CRI with 2 SDCM

PERFORMANCE

Beam Spread: 15° | 25° | 40° | 50° | 72°
CCT Options: 2700K | 3000K | 3500K | 4000K
CRI: 93 CRI
Consistency: 2 SDCM (Fixture to Fixture)
Lumens: 5000 lm
Lifetime: > 70,000 hours / L70 or better

PHYSICAL

Mounting: Mounts directly to standard recessed junction box with wall mount or twist-lock canopy. Additional holes allow unit to be attached directly to mounting surface.

Ingress Protection: Continuous silicone gasket to seal out contaminants, IP65 rated for dry, damp or wet locations

Finish: Six stage chemical iron phosphate conversion pre-treatment. Polyester powder coat finish, 18 µm Min., 5000hr salt spray test (ASTM B117) compliant with Florida / AAMA 2604 specification. AAMA 2605 optional w/ 10 yr. paint warranty.

Warranty: 5-Year limited warranty (refer to website for details)

Housing: Heavy-walled, extruded aluminum housing with high pressure die-cast lens ring and cap with stainless steel hardware.

Lens: IK09 impact compliant, clear anti-glare tempered glass

Vibration Resistance: Compliant with 1.5G ANSI C136.31, Seismic rated AC-156

Weight: 8-12 lbs (Depending on Length)

Operating Temperature: -22°F to 122°F (-30°C to 50°C)

ELECTRICAL

Voltage: Universal 120–277V AC standard, 347V optional

Power Supply: Integral Class II, electronic high-power factor >.90, THD < 20%, FCC Title 47 Part 15 Class A. EldoLED & Lutron optional

Power Consumption: Up to 53W (5000 lm)

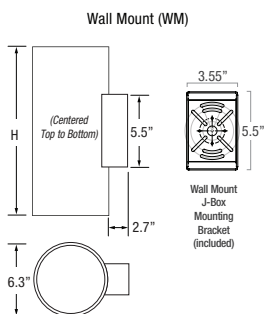
Dimming: Standard: 0-10V, 1% Dimming, Optional: ELV, TRIAC, dim to off, DMX, DALI

Certification: CEC Title 24 - JA8 Compliant (93 CRI Only)

Standards: cETLus Listed, CE, NOM, and RoHS Compliant. Wet location listed for wall or ceiling mount IP65 Ingress protection. 1.5G (ANSI C136.31) Vibration resistance rated. IK09 (IEC6226) Impact resistance rated. IESNA LM79 Photometric testing by NVLAP accredited test lab. IESNA LM80 LED testing by NVLAP accredited test lab. IESNA TM21 Luminaire lumen depreciation projection to >70,000hrs.

PHYSICAL DIMENSIONS

Fixture	Height (H)
FCC610W	10.95" Height (1 Integral Driver Only)
FCC612W	12.95" Height (1 Integral Driver Only)
FCC614W	14.95" Height (1 Integral Driver Only)
FCC616W	16.95" Height (1 Integral Driver Only)
FCC618W	18.95" Height
FCC620W	20.95" Height
	(All above are Wall Mount Standard)



Due to continuous development and improvements, specifications are subject to change without notice. FC Lighting, Inc. reserves the right to change lab test details or specifications without notice. Product use certifies agreement to FC Lighting, Inc. terms and conditions. All stated specifications have a tolerance of +/- 7%.



US Commercial Lighting Manufacturer Since 1982

© FC Lighting, Inc. 3609 Swenson Ave • St. Charles, IL • 60174 | fclighting.com | 800.900.1730

BB-DH-72621



Date: _____ Approved: _____
 Type: _____
 Fixture: _____
 Project: _____

FCC600 Up/Down or Up, Standard Drivers without Battery Backup

PRODUCT CODE

EXAMPLE: FCC610W-UNV-927-050L-BKE-D15U15-ET

MODEL	LENGTH	MOUNTING	VOLTAGE	COLOR	LUMENS	FINISH	DOWNLIGHT OPTICS	UPLIGHT OPTICS	DIMMING	OPTIONS	BATTERY																																																																																																
<table border="1"> <thead> <tr> <th>MODEL</th> <th>LENGTH</th> <th>MOUNTING</th> <th>VOLTAGE</th> <th>COLOR</th> <th>LUMENS</th> <th>FINISH</th> <th>DOWNLIGHT OPTICS</th> <th>UPLIGHT OPTICS</th> <th>DIMMING</th> <th>OPTIONS</th> <th>BATTERY</th> </tr> </thead> <tbody> <tr> <td>FCC610W</td> <td>10.95" Height (1 Integral Driver Only)</td> <td></td> <td></td> <td></td> <td></td> <td></td> <td></td> <td></td> <td></td> <td></td> <td></td> </tr> <tr> <td>FCC612W</td> <td>12.95" Height (1 Integral Driver Only)</td> <td></td> <td></td> <td></td> <td></td> <td></td> <td></td> <td></td> <td></td> <td></td> <td></td> </tr> <tr> <td>FCC614W</td> <td>14.95" Height (1 Integral Driver Only)</td> <td></td> <td></td> <td></td> <td></td> <td></td> <td></td> <td></td> <td></td> <td></td> <td></td> </tr> <tr> <td>FCC616W</td> <td>16.95" Height (1 Integral Driver Only)</td> <td></td> <td></td> <td></td> <td></td> <td></td> <td></td> <td></td> <td></td> <td></td> <td></td> </tr> <tr> <td>FCC618W</td> <td>18.95" Height</td> <td></td> <td></td> <td></td> <td></td> <td></td> <td></td> <td></td> <td></td> <td></td> <td></td> </tr> <tr> <td>FCC620W</td> <td>20.95" Height</td> <td></td> <td></td> <td></td> <td></td> <td></td> <td></td> <td></td> <td></td> <td></td> <td></td> </tr> <tr> <td colspan="12">(All above are Wall Mount Standard)</td> </tr> </tbody> </table>												MODEL	LENGTH	MOUNTING	VOLTAGE	COLOR	LUMENS	FINISH	DOWNLIGHT OPTICS	UPLIGHT OPTICS	DIMMING	OPTIONS	BATTERY	FCC610W	10.95" Height (1 Integral Driver Only)											FCC612W	12.95" Height (1 Integral Driver Only)											FCC614W	14.95" Height (1 Integral Driver Only)											FCC616W	16.95" Height (1 Integral Driver Only)											FCC618W	18.95" Height											FCC620W	20.95" Height											(All above are Wall Mount Standard)											
MODEL	LENGTH	MOUNTING	VOLTAGE	COLOR	LUMENS	FINISH	DOWNLIGHT OPTICS	UPLIGHT OPTICS	DIMMING	OPTIONS	BATTERY																																																																																																
FCC610W	10.95" Height (1 Integral Driver Only)																																																																																																										
FCC612W	12.95" Height (1 Integral Driver Only)																																																																																																										
FCC614W	14.95" Height (1 Integral Driver Only)																																																																																																										
FCC616W	16.95" Height (1 Integral Driver Only)																																																																																																										
FCC618W	18.95" Height																																																																																																										
FCC620W	20.95" Height																																																																																																										
(All above are Wall Mount Standard)																																																																																																											
					DOWN LUMENS (nominal) UP LUMENS		DOWN LIGHT OPTICS (nominal) UPLIGHT OPTICS																																																																																																				
					NO	No Light Option																																																																																																					
					05	500 lm	05L	D15	Spot (15°) (15L Max)	U15																																																																																																	
					10	1000 lm	10L	D25	Narrow Flood (25°)	U25																																																																																																	
					15	1500 lm	15L	D40	Mid Flood (40°)	U40																																																																																																	
					20	2000 lm	20L	D50	Flood (50°)	U50																																																																																																	
					25	2500 lm	25L	D72	Wide Flood (72°)	U72																																																																																																	
					30	3000 lm	30L	WITH SOFT FIELD LENS (Below)																																																																																																			
					35	3500 lm	35L	D15S	Spot (15°) (15L Max)	U15S																																																																																																	
					40	4000 lm	40L	D25S	Narrow Flood (25°)	U25S																																																																																																	
					45	4500 lm	45L	D40S	Mid Flood (40°)	U40S																																																																																																	
					50	5000 lm	50L	D50S	Flood (50°)	U50S																																																																																																	
								D72S	Wide Flood (72°)	U72S																																																																																																	
					(50L Max Total output) (Standard Lumen Output Split 50% Up / 50% Down) (Additional driver needed for unequal output selections)																																																																																																						
VOLTAGE					DIMMING * = Specify																																																																																																						
UNV Universal 120-277 Volt AC					ET ELV or TRIAC Driver (120V Phase Dimming w/ UNV Driver) (20L-45L Only)																																																																																																						
347V 347 Volt AC					LD 0-10V Dimming, 1% (Standard)																																																																																																						
					ET2 ELV or TRIAC Drivers (Qty. 2) (120V Phase Dimming w/ UNV Drivers) (20L-45L Only)																																																																																																						
					LD2 0-10V Dimming, 1% (Qty. 2)																																																																																																						
COLOR 9** = Specify					FINISH FINISH = Specify																																																																																																						
927 (93CRI) 2700K					BKE Black (AAMA 2604)																																																																																																						
930 (93CRI) 3000K					BRE Bronze (AAMA 2604)																																																																																																						
935 (93CRI) 3500K					SLE Silver (AAMA 2604)																																																																																																						
940 (93CRI) 4000K					WHE White (AAMA 2604)																																																																																																						
					CCE Custom Color (AAMA 2604)																																																																																																						
					BKED Black (AAMA 2605)																																																																																																						
					BRED Bronze (AAMA 2605)																																																																																																						
					SLED Silver (AAMA 2605)																																																																																																						
					WHED White (AAMA 2605)																																																																																																						
					CCED Custom Color (AAMA 2605)																																																																																																						
					OPTIONS																																																																																																						
					CV Cut-Off Visor (Down Only)																																																																																																						
					BATTERY																																																																																																						
					N/A (Leave Blank)																																																																																																						

Due to continuous development and improvements, specifications are subject to change without notice. FC Lighting, Inc. reserves the right to change lab test details or specifications without notice. Product use certifies agreement to FC Lighting, Inc. terms and conditions. All stated specifications have a tolerance of +/- 7%.





FCC600 Up/Down or Up, Standard Drivers without Battery Backup

LUMENS nominal

Model	Watts	940
FCC6	5W (Min)	500 lm (Min)
	53W (Max)	5000 lm (Max)

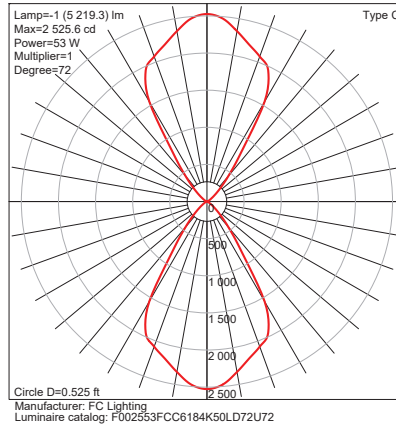
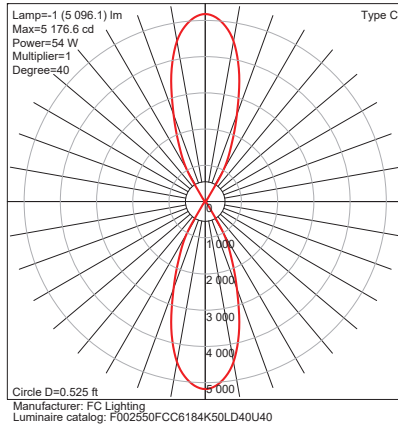
IES Multiplier	
Color	Multiplier
927	0.93
930	0.97
935	0.99
940	1.00

*83CR15.15 Consult factory.

TRIAC & ELV Approved Dimmer List	
Manufacturer	Manufacturer Part Number
Lutron	Glyder GLV-600
	Diva DVLV-600P
	Diva DV-600P
	Diva DVELV-600P(303)
	Maestro MALV-600
	Nova T NT-1000
Leviton	Nova T NTELV-600
	Skylark SLV-600P
	RadioRA2-10ND
	SureSlide 6633
	Illumatech IPE04

0-10V Approved Dimmer List	
Manufacturer	Manufacturer Part Number
Lutron	Diva DVSTV-XX
	Diva DVSTV-453PH-WH1
Leviton	Illumatech 010-IP710-DLZ

PHOTOMETRICS

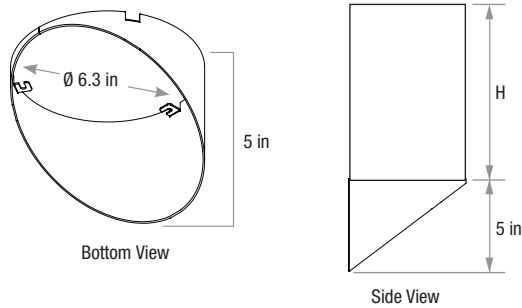




FCC600 Up/Down or Up, Standard Drivers without Battery Backup

MORE DIMENSIONS

Cutt-Off Visor (CV) *(Down Only)*

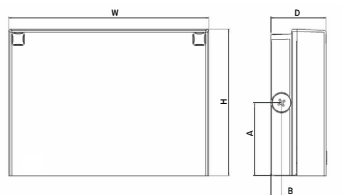




WPX LED Wall Packs



Specifications



Front View

Side View

Luminaire	Height (H)	Width (W)	Depth (D)	Side Conduit Location		Weight
				A	B	
WPX1	8.1" (20.6 cm)	11.1" (28.3 cm)	3.2" (8.1 cm)	4.0" (10.3 cm)	0.6" (1.6 cm)	6.1 lbs (2.8kg)
WPX2	9.1" (23.1 cm)	12.3" (31.1 cm)	4.1" (10.5 cm)	4.5" (11.5 cm)	0.7" (1.7 cm)	8.2 lbs (3.7kg)
WPX3	9.5" (24.1 cm)	13.0" (33.0 cm)	5.5" (13.7 cm)	4.7" (12.0 cm)	0.7" (1.7 cm)	11.0 lbs (5.0kg)

Catalog Number

Notes

Type

Hit the Tab key or mouse over the page to see all interactive elements.

Introduction

The WPX LED wall packs are energy-efficient, cost-effective, and aesthetically appealing solutions for both HID wall pack replacement and new construction opportunities. Available in three sizes, the WPX family delivers 1,550 to 9,200 lumens with a wide, uniform distribution.

The WPX full cut-off solutions fully cover the footprint of the HID glass wall packs that they replace, providing a neat installation and an upgraded appearance. Reliable IP66 construction and excellent LED lumen maintenance ensure a long service life. Photocell and emergency egress battery options make WPX ideal for every wall mounted lighting application.

Ordering Information

EXAMPLE: WPX2 LED 40K MVOLT DDBXD

Series	**K = Specify		Voltage		Options	FINISH = Specify	
	Color Temperature					Finish	
WPX1 LED P1	1,550 Lumens, 11W ¹	30K 3000K	MVOLT	120V - 277V	(blank) None	DDBXD	Dark bronze
WPX1 LED P2	2,900 Lumens, 24W	40K 4000K	347	347V ³	E4WH Emergency battery backup, CEC compliant (4W, 0°C min) ²	DWHXD	White
WPX2 LED	6,000 Lumens, 47W	50K 5000K			E14WC Emergency battery backup, CEC compliant (14W, -20°C min) ²	DBLXD	Black
WPX3 LED	9,200 Lumens, 69W				PE Photocell ³	Note : For other options, consult factory.	

Note: The lumen output and input power shown in the ordering tree are average representations of all configuration options. Specific values are available on request.

NOTES

- All WPX wall packs come with 6kV surge protection standard, except WPX1 LED P1 package which comes with 2.5kV surge protection standard. Add SPD6KV option to get WPX1 LED P1 with 6kV surge protection. Sample nomenclature: WPX1 LED P1 40K MVOLT SPD6KV DDBXD
- Battery pack options only available on WPX1 and WPX2.
- Battery pack options not available with 347V and PE options.

FEATURES & SPECIFICATIONS

INTENDED USE

The WPX LED wall packs are designed to provide a cost-effective, energy-efficient solution for the one-for-one replacement of existing HID wall packs. The WPX1, WPX2 and WPX3 are ideal for replacing up to 150W, 250W, and 400W HID luminaires respectively. WPX luminaires deliver a uniform, wide distribution. WPX is rated for -40°C to 40°C.

CONSTRUCTION

WPX feature a die-cast aluminum main body with optimal thermal management that both enhances LED efficacy and extends component life. The luminaires are IP66 rated, and sealed against moisture or environmental contaminants.

ELECTRICAL

Light engine(s) configurations consist of high-efficacy LEDs and LED lumen maintenance of L90/100,000 hours. Color temperature (CCT) options of 3000K, 4000K and 5000K with minimum CRI of 70. Electronic drivers ensure system power factor >90% and THD <20%. All luminaires have 6kV surge protection (Note: WPX1 LED P1 package comes with a standard surge protection rating of 2.5kV. It can be ordered with an optional 6kV surge protection). All photocell (PE) operate on MVOLT (120V - 277V) input.

Note: The standard WPX LED wall pack luminaires come with field-adjustable drive current feature. This feature allows tuning the output current of the LED drivers to adjust the lumen output (to dim the luminaire).

INSTALLATION

WPX can be mounted directly over a standard electrical junction box. Three 1/2 inch conduit ports on three sides allow for surface conduit wiring. A port on the back surface allows poke-through conduit wiring on surfaces that don't have an electrical junction box. Wiring can be made in the integral wiring compartment in all cases. WPX is only recommended for installations with LEDs facing downwards.

LISTINGS

CSA Certified to meet U.S. and Canadian standards. Suitable for wet locations. IP66 Rated. DesignLights Consortium® (DLC) qualified product. Not all versions of this product may be DLC qualified. Please check the DLC Qualified Products List at www.designlights.org/QPL to confirm which versions are qualified. International Dark Sky Association (IDA) Fixture Seal of Approval (FSA) is available for all products on this page utilizing 3000K color temperature only.

WARRANTY

5-year limited warranty. This is the only warranty provided and no other statements in this specification sheet create any warranty of any kind. All other express and implied warranties are disclaimed. Complete warranty terms located at: www.acuitybrands.com/CustomerResources/Terms_and_conditions.aspx.

Note: Actual performance may differ as a result of end-user environment and application. All values are design or typical values, measured under laboratory conditions at 25°C. Specifications subject to change without notice.





Performance Data

Electrical Load

Luminaire	Input Power (W)	120V	208V	240V	277V	347V
WPX1 LED P1	11W	0.09	0.05	0.05	0.04	0.03
WPX1 LED P2	24W	0.20	0.12	0.10	0.09	0.07
WPX2	47W	0.39	0.23	0.20	0.17	0.14
WPX3	69W	0.58	0.33	0.29	0.25	0.20

Projected LED Lumen Maintenance

Data references the extrapolated performance projections in a 25°C ambient, based on 6,000 hours of LED testing (tested per IESNA LM-80-08 and projected per IESNA TM-21-11).

To calculate LLF, use the lumen maintenance factor that corresponds to the desired number of operating hours below. For other lumen maintenance values, contact factory.

Operating Hours	50,000	75,000	100,000
Lumen Maintenance Factor	>0.94	>0.92	>0.90

Lumen Output

Luminaire	Color Temperature	Lumen Output
WPX1 LED P1	3000K	1,537
	4000K	1,568
	5000K	1,602
WPX1 LED P2	3000K	2,748
	4000K	2,912
	5000K	2,954
WPX2	3000K	5,719
	4000K	5,896
	5000K	6,201
WPX3	3000K	8,984
	4000K	9,269
	5000K	9,393

Lumen Ambient Temperature (LAT) Multipliers

Use these factors to determine relative lumen output for average ambient temperatures from 0-50°C (32-122°F).

Ambient	Ambient	Lumen Multiplier
0°C	32°F	1.05
5°C	41°F	1.04
10°C	50°F	1.03
15°C	59°F	1.02
20°C	68°F	1.01
25°C	77°F	1.00
30°C	86°F	0.99
35°C	95°F	0.98
40°C	104°F	0.97

HID Replacement Guide

Luminaire	Equivalent HID Lamp	WPX Input Power
WPX1 LED P1	100W	11W
WPX1 LED P2	150W	24W
WPX2	250W	47W
WPX3	400W	69W

Emergency Egress Battery Packs

The emergency battery backup is integral to the luminaire — no external housing or back box is required. The emergency battery will power the luminaire for a minimum duration of 90 minutes and deliver minimum initial output of 550 lumens. Both battery pack options are CEC compliant.

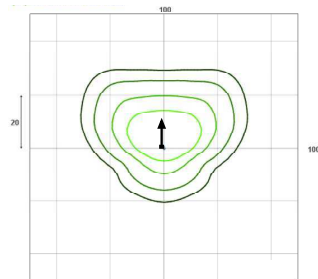
Battery Type	Minimum Temperature Rating	Power (Watts)	Controls Option	Ordering Example
Standard	0°C	4W	E4WH	WPX2 LED 40K MVOLT E4WH DDBXD
Cold Weather	-20°C	14W	E14WC	WPX2 LED 40K MVOLT E14WC DDBXD

Photometric Diagrams

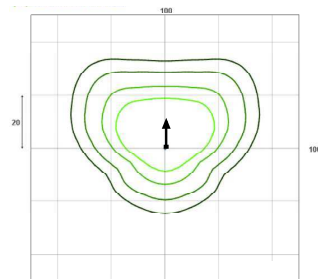
To see complete photometric reports or download .ies files for this product, visit the Lithonia Lighting [WPX LED](http://www.lithonia.com) homepage. Tested in accordance with IESNA LM-79 and LM-80 standards

- LEGEND**
- 0.1 fc
 - 0.2 fc
 - 0.5 fc
 - 1.0 fc

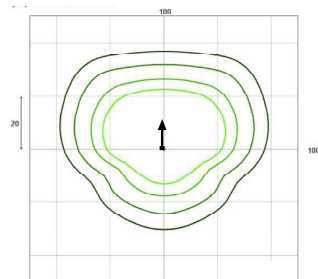
WPX1 LED P1



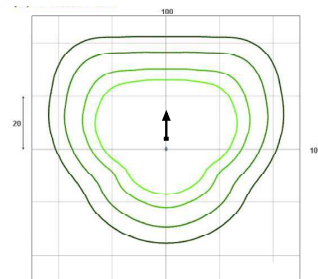
WPX1 LED P2



WPX2 LED



WPX3 LED



Mounting Height = 12 Feet.





WPX LED Wall Packs



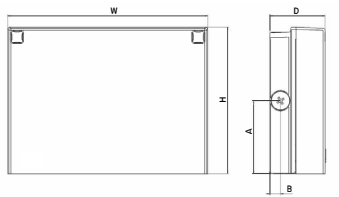
Catalog Number

Notes

Type

Hit the Tab key or mouse over the page to see all interactive elements.

Specifications



Front View Side View

Luminaire	Height (H)	Width (W)	Depth (D)	Side Conduit Location		Weight
				A	B	
WPX1	8.1" (20.6 cm)	11.1" (28.3 cm)	3.2" (8.1 cm)	4.0" (10.3 cm)	0.6" (1.6 cm)	6.1 lbs (2.8kg)
WPX2	9.1" (23.1 cm)	12.3" (31.1 cm)	4.1" (10.5 cm)	4.5" (11.5 cm)	0.7" (1.7 cm)	8.2 lbs (3.7kg)
WPX3	9.5" (24.1 cm)	13.0" (33.0 cm)	5.5" (13.7 cm)	4.7" (12.0 cm)	0.7" (1.7 cm)	11.0 lbs (5.0kg)

Introduction

The WPX LED wall packs are energy-efficient, cost-effective, and aesthetically appealing solutions for both HID wall pack replacement and new construction opportunities. Available in three sizes, the WPX family delivers 1,550 to 9,200 lumens with a wide, uniform distribution.

The WPX full cut-off solutions fully cover the footprint of the HID glass wall packs that they replace, providing a neat installation and an upgraded appearance. Reliable IP66 construction and excellent LED lumen maintenance ensure a long service life. Photocell and emergency egress battery options make WPX ideal for every wall mounted lighting application.

Ordering Information

EXAMPLE: WPX2 LED 40K MVOLT DDBXD

Series	Color Temperature	Voltage	Options	FINISH = Specify
				Finish
WPX1 LED P1	1,550 Lumens, 11W ¹	30K 3000K	(blank) None	DDBXD Dark bronze
WPX1 LED P2	2,900 Lumens, 24W	40K 4000K	E4WH Emergency battery backup, CEC compliant (4W, 0°C min) ²	DWHXD White
WPX2 LED	6,000 Lumens, 47W	50K 5000K	E14WC Emergency battery backup, CEC compliant (14W, -20°C min) ²	DBLXD Black
WPX3 LED	9,200 Lumens, 69W		PE Photocell ³	Note : For other options, consult factory.

Note: The lumen output and input power shown in the ordering tree are average representations of all configuration options. Specific values are available on request.

NOTES

- All WPX wall packs come with 6kV surge protection standard, except WPX1 LED P1 package which comes with 2.5kV surge protection standard. Add SPD6KV option to get WPX1 LED P1 with 6kV surge protection. Sample nomenclature: WPX1 LED P1 40K MVOLT SPD6KV DDBXD
- Battery pack options only available on WPX1 and WPX2.
- Battery pack options not available with 347V and PE options.

FEATURES & SPECIFICATIONS

INTENDED USE

The WPX LED wall packs are designed to provide a cost-effective, energy-efficient solution for the one-for-one replacement of existing HID wall packs. The WPX1, WPX2 and WPX3 are ideal for replacing up to 150W, 250W, and 400W HID luminaires respectively. WPX luminaires deliver a uniform, wide distribution. WPX is rated for -40°C to 40°C.

CONSTRUCTION

WPX feature a die-cast aluminum main body with optimal thermal management that both enhances LED efficacy and extends component life. The luminaires are IP66 rated, and sealed against moisture or environmental contaminants.

ELECTRICAL

Light engine(s) configurations consist of high-efficacy LEDs and LED lumen maintenance of L90/100,000 hours. Color temperature (CCT) options of 3000K, 4000K and 5000K with minimum CRI of 70. Electronic drivers ensure system power factor >90% and THD <20%. All luminaires have 6kV surge protection (Note: WPX1 LED P1 package comes with a standard surge protection rating of 2.5kV. It can be ordered with an optional 6kV surge protection). All photocell (PE) operate on MVOLT (120V - 277V) input.

Note: The standard WPX LED wall pack luminaires come with field-adjustable drive current feature. This feature allows tuning the output current of the LED drivers to adjust the lumen output (to dim the luminaire).

INSTALLATION

WPX can be mounted directly over a standard electrical junction box. Three 1/2 inch conduit ports on three sides allow for surface conduit wiring. A port on the back surface allows poke-through conduit wiring on surfaces that don't have an electrical junction box. Wiring can be made in the integral wiring compartment in all cases. WPX is only recommended for installations with LEDs facing downwards.

LISTINGS

CSA Certified to meet U.S. and Canadian standards. Suitable for wet locations. IP66 Rated. DesignLights Consortium® (DLC) qualified product. Not all versions of this product may be DLC qualified. Please check the DLC Qualified Products List at www.designlights.org/QPL to confirm which versions are qualified. International Dark Sky Association (IDA) Fixture Seal of Approval (FSA) is available for all products on this page utilizing 3000K color temperature only.

WARRANTY

5-year limited warranty. This is the only warranty provided and no other statements in this specification sheet create any warranty of any kind. All other express and implied warranties are disclaimed. Complete warranty terms located at: www.acuitybrands.com/CustomerResources/Terms_and_conditions.aspx.

Note: Actual performance may differ as a result of end-user environment and application. All values are design or typical values, measured under laboratory conditions at 25°C. Specifications subject to change without notice.





Performance Data

Electrical Load

Luminaire	Input Power (W)	120V	208V	240V	277V	347V
WPX1 LED P1	11W	0.09	0.05	0.05	0.04	0.03
WPX1 LED P2	24W	0.20	0.12	0.10	0.09	0.07
WPX2	47W	0.39	0.23	0.20	0.17	0.14
WPX3	69W	0.58	0.33	0.29	0.25	0.20

Projected LED Lumen Maintenance

Data references the extrapolated performance projections in a 25°C ambient, based on 6,000 hours of LED testing (tested per IESNA LM-80-08 and projected per IESNA TM-21-11).

To calculate LLF, use the lumen maintenance factor that corresponds to the desired number of operating hours below. For other lumen maintenance values, contact factory.

Operating Hours	50,000	75,000	100,000
Lumen Maintenance Factor	>0.94	>0.92	>0.90

Lumen Output

Luminaire	Color Temperature	Lumen Output
WPX1 LED P1	3000K	1,537
	4000K	1,568
	5000K	1,602
WPX1 LED P2	3000K	2,748
	4000K	2,912
	5000K	2,954
WPX2	3000K	5,719
	4000K	5,896
	5000K	6,201
WPX3	3000K	8,984
	4000K	9,269
	5000K	9,393

Lumen Ambient Temperature (LAT) Multipliers

Use these factors to determine relative lumen output for average ambient temperatures from 0-50°C (32-122°F).

Ambient	Ambient	Lumen Multiplier
0°C	32°F	1.05
5°C	41°F	1.04
10°C	50°F	1.03
15°C	59°F	1.02
20°C	68°F	1.01
25°C	77°F	1.00
30°C	86°F	0.99
35°C	95°F	0.98
40°C	104°F	0.97

HID Replacement Guide

Luminaire	Equivalent HID Lamp	WPX Input Power
WPX1 LED P1	100W	11W
WPX1 LED P2	150W	24W
WPX2	250W	47W
WPX3	400W	69W

Emergency Egress Battery Packs

The emergency battery backup is integral to the luminaire — no external housing or back box is required. The emergency battery will power the luminaire for a minimum duration of 90 minutes and deliver minimum initial output of 550 lumens. Both battery pack options are CEC compliant.

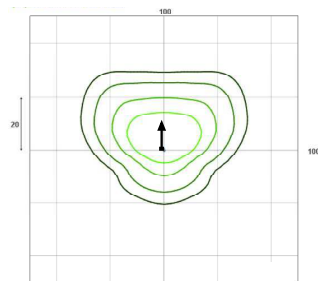
Battery Type	Minimum Temperature Rating	Power (Watts)	Controls Option	Ordering Example
Standard	0°C	4W	E4WH	WPX2 LED 40K MVOLT E4WH DDBXD
Cold Weather	-20°C	14W	E14WC	WPX2 LED 40K MVOLT E14WC DDBXD

Photometric Diagrams

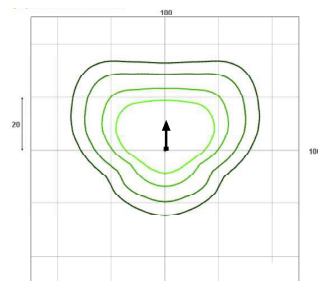
To see complete photometric reports or download .ies files for this product, visit the Lithonia Lighting [WPX LED](http://www.lithonia.com) homepage. Tested in accordance with IESNA LM-79 and LM-80 standards

- LEGEND**
- 0.1 fc
 - 0.2 fc
 - 0.5 fc
 - 1.0 fc

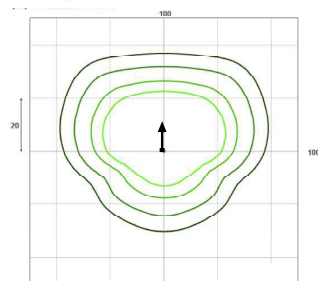
WPX1 LED P1



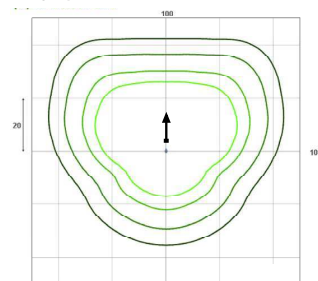
WPX1 LED P2



WPX2 LED



WPX3 LED



Mounting Height = 12 Feet.



Job Name:
Winston at Churchill

Catalog Number:

CVLWET1.5 4 **K 80CRI 10 / SC10W
/ TCAPW / CA2-18

Notes:

Type:

OW4D

ELL22-115188



Date:

Approved:

Type:

Fixture:

Project:

COVELINE WET 1.5



COVELINE WET 1.5 is a powerful and versatile interior / exterior cove luminaire. The **COVELINE WET 1.5** comes in a 1 ft, 4 ft or 6 ft nominal lengths and 27K, 3K, 35K, 4K or 5K color temperatures, as well as static color choices. The housing is constructed of extruded aluminum with tooled end caps and is IP66 rated for interior & exterior use. Features IP68 line voltage Plug N' Play connectors for easy installation. Power supply is integral, no remote driver required. Universal orientation fixture; up, down, horizontal or vertical positioning and 9 optical solutions. Flicker free dimmable to 5% full brightness ELV trailing edge dimming.

SPECIFICATIONS

PHYSICAL

beam spread	10° 10° x 40° 120° 25° 30° x 60° 40° 80° 67° x 140° 21° x 56° asymmetric		
LEDs per foot	14		
dimensions	12.25" x 1.77" x 1.9"	47" x 1.77" x 1.9"	70.25" x 1.77" x 1.9"
weight	1.3 lbs		
housing	extruded aluminum housing with moulded end caps		
lens	clear, tempered glass with a frosted edge		
mounting	standard: surface mount bracket with (+/- 45° from center) optional: ADBW2-90 full 180° rotation (+/- 90° from center)		
ingress protection	IP66 rated for wet, exterior location (Connectors IP68)		
vibration resistance	compliant with 3G ANSI C136.31		
fixture connections	Twist-lock IP68 rated, CCC		

PERFORMANCE

color temperature	2700K	3000K	3500K	4000K	5000K
lumen output (per foot)	865 lm	893 lm	925 lm	950 lm	1000 lm
lifetime	> 70,000 hours / L70 or better				
color consistency	3 SDCM / standard: 87 CRI optional: 90 CRI				
operating temperature	-40°F to 104°F (-40°C to 40°C)				
junction temperature	69°C @ T ^a 25°C				
warranty	5-Year limited warranty (refer to website for details)				

ELECTRICAL

input voltage	Universal 120–277V AC
power supply	integral Class II, electronic high-power factor > 94% @120V
certification	ETL / cETL listed, CEC Title 24 - JA8 Compliant
standards	UL1598/CSA C22.2 No. 250.0; IESLM-79/LM-80; FCC Part 15
power consumption	9W/ft @ 120V
dimming	ELV (reverse phase/trailing edge) ≤ 5%

Due to continuous development and improvements, specifications are subject to change without notice. Solid State Luminaires reserves the right to change lab test details or specifications without notice. Product use certifies agreement to Solid State Luminaires terms and conditions.

US Commercial Lighting Manufacturer Since 1982

Specification Sheet

© Solid State Luminaires 3609 swenson ave • st. charles il • 60174 | solidstateluminaires.com | 800.900.1730

GM-JF-12721



Job Name:
Winston at Churchill

Catalog Number:

CVLWET1.5 4 **K 80CRI 10 / SC10W
/ TCAPW / CA2-18

Notes:

Type:

OW4D

ELL22-115188

COVELINE WET 1.5

Ordering Information



PART NUMBER

MODEL	LENGTH	CCT	CRI	OPTICS	OPTIONS	
CVLWET1.5		**K = Specify				
CVLWET1.5 COVELINE WET 1.5	1 12 in. (305 mm)	WHITE LIGHT	MONO COLOR	80CRI 80 CRI	10 10° beam	WCL-1 Louvre (Black) - 1 ft.
	4 46.8 in. (1189 mm)	27K 2700K	AMB Amber	90CRI 90 CRI	1040 10°x 40° beam	WCL-4 Louvre (Black) - 4 ft.
	6 70 in. (1778 mm)	3K 3000K	BLU Blue		120 120° beam	WCL-6 Louvre (Black) - 6 ft.
		35K 3500K	LTBLU Light Blue		25 25° beam	WCHS-1 Louvre w/House Shield (Black) - 1 ft.
		4K 4000K	RED Red		3060 30°x60° beam	WCHS-4 Louvre w/House Shield (Black) - 4 ft.
		5K 5000K			40 40° beam	WCHS-6 Louvre w/House Shield (Black) - 6 ft.
					80 80° beam	
					67140 67°x140°	
					ASY 21°x56° asymmetric	

ACCESSORIES (Indicate the quantity needed for each item.) REQUIRED: Starter Cable (SC10W) and Terminator Cap (TCAPW) for every run. Maximum Run Length = 60 feet (120V)

<input type="checkbox"/> SC10W 10 ft. Starter Connection Cord	<input type="checkbox"/> EC12W 12 in. Extension Cord	<input type="checkbox"/> MC-10VELDIM 0-10V ELV Dim Module w/Interior Rated Enclosure (1 module per run)
<input type="checkbox"/> TCAPW Terminator Cap	<input type="checkbox"/> EC24W 24 in. Extension Cord	
	<input type="checkbox"/> EC60W 60 in. Extension Cord	

MOUNTING ACCESSORIES (ADBW2 Included with Fixture) (requirements vary for each fixture ordered - see mounting pages for details)

<input type="checkbox"/> ADBW2-90 90° Adjustable Bracket (Bi-directional)	<input type="checkbox"/> CA2-6 Cantilever Arm - 6"	<input type="checkbox"/> LS-6 Landscape Spike - 6"
	<input type="checkbox"/> CA2-12 Cantilever Arm - 12"	<input type="checkbox"/> HLS Heavy Duty Landscape Spike
	<input type="checkbox"/> CA2-18 Cantilever Arm - 18"	

Due to continuous development and improvements, specifications are subject to change without notice. Solid State Luminaires reserves the right to change lab test details or specifications without notice. Product use certifies agreement to Solid State Luminaires terms and conditions.

US Commercial Lighting Manufacturer Since 1982

Specification Sheet

© Solid State Luminaires 3609 swenson ave • st. charles il • 60174 | solidstateluminaires.com | 800.900.1730

GM-JF-12721

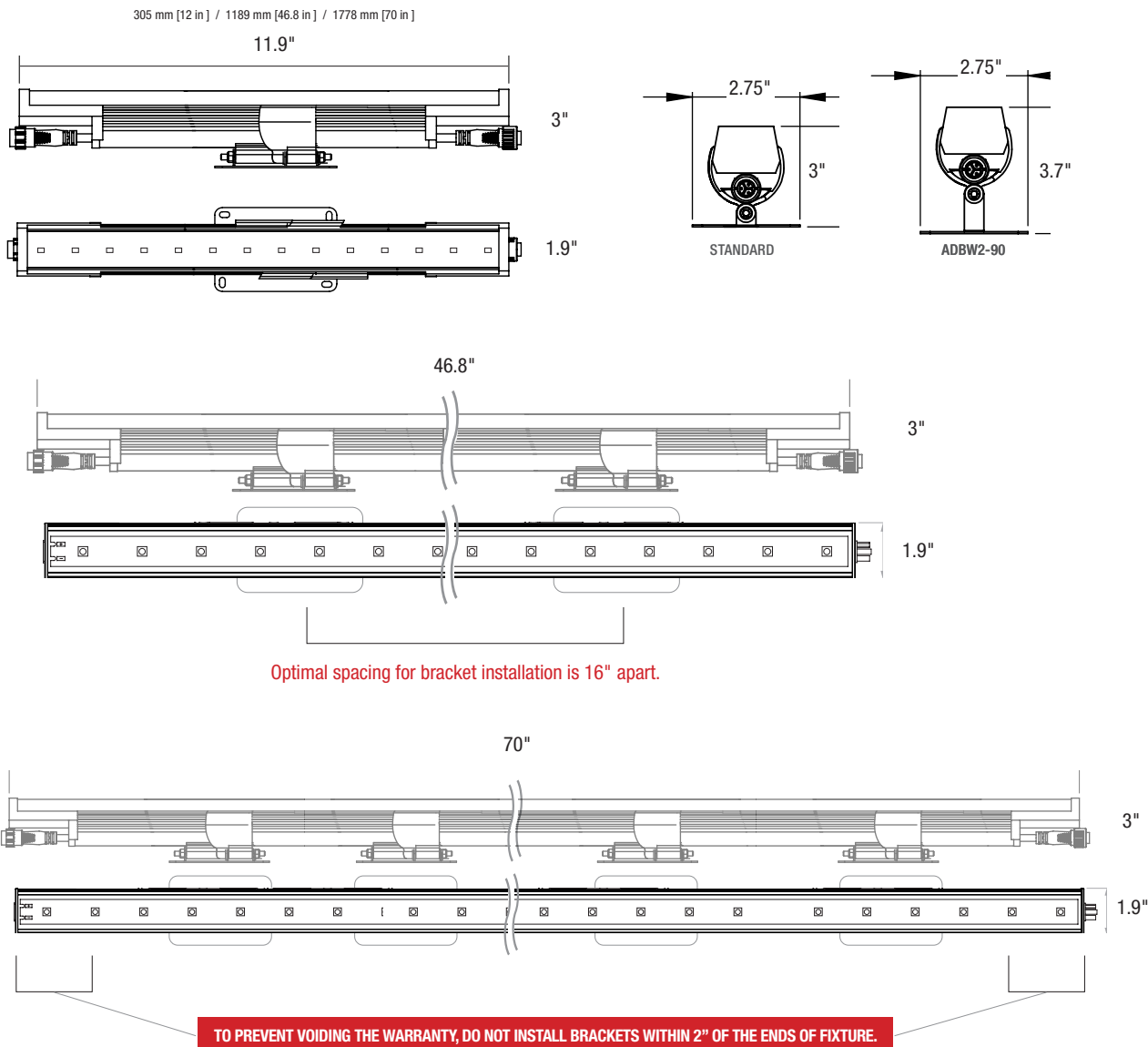


COVELINE WET 1.5

Standard Dimensions



DIMENSIONS WITH STANDARD BRACKET



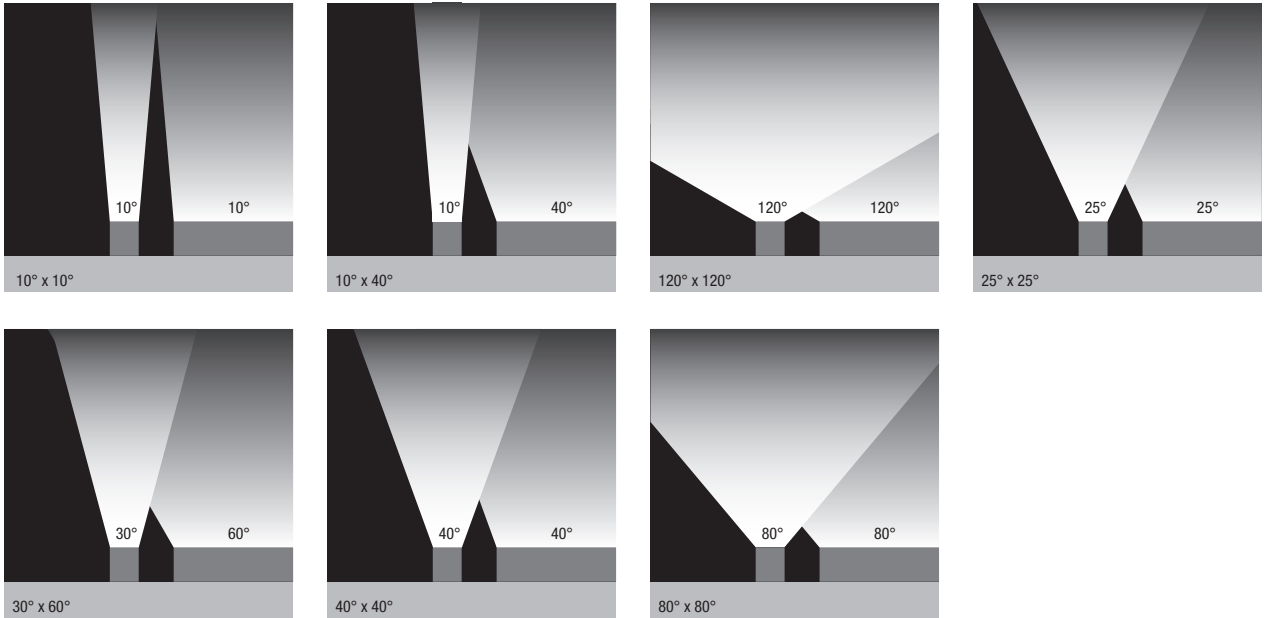
Due to continuous development and improvements, specifications are subject to change without notice. Solid State Luminaires reserves the right to change lab test details or specifications without notice. Product use certifies agreement to Solid State Luminaires terms and conditions.



COVELINE WET 1.5

Photometry

CVLWET AVAILABLE OPTICS FIND IES FILES ON SOLIDSTATELUMINAIRES.COM



PERFORMANCE **DIMMING**

Model	Connected Wattage	Delivered Lumens				
		2700K	3000K	3500K	4000K	5000K
CVLWET1.5-1	9	865	893	925	950	1000
CVLWET1.5-4	36	3460	3572	3700	3800	4000
CVLWET1.5-6	54	5190	5358	5550	5700	6000

TRIAC, REVERSE PHASE DIMMING

Model	Description	DELV	SELV	SCL
DELV	Lutron Diva Dimmer 300P			
SELV	Lutron Skylark Dimmer 153P			
SCL	Lutron Skylark Dimmer 300P			

Dimmers sold by others.

Due to continuous development and improvements, specifications are subject to change without notice. Solid State Luminaires reserves the right to change lab test details or specifications without notice. Product use certifies agreement to Solid State Luminaires terms and conditions.

US Commercial Lighting Manufacturer Since 1982

Specification Sheet

© Solid State Luminaires 3609 swenson ave • st. charles il • 60174 | solidstateluminaires.com | 800.900.1730

GM-JF-12721



COVELINE WET 1.5

Mounting Options



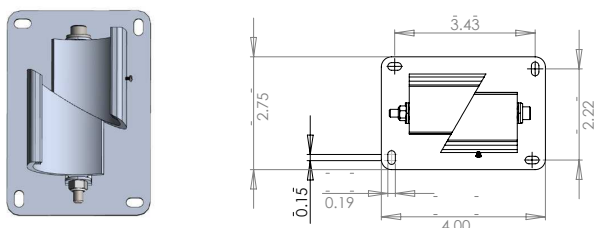
STANDARD ADJUSTABLE BRACKET REQUIREMENTS

Minimum Bracket Requirement					
CVLWet-1	1	CVLWet-4	2	CVLWet-6	3

90° ADJUSTABLE BRACKET REQUIREMENTS

Minimum Bracket Requirement					
CVLWet-1	1	CVLWet-4	2	CVLWet-6	3

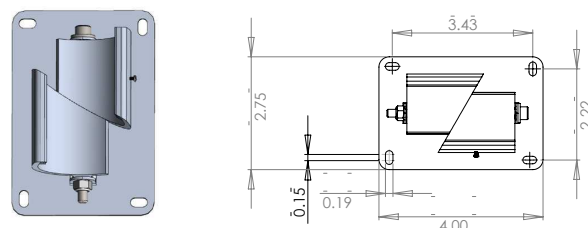
STANDARD ADJUSTABLE BRACKET (ADBW2)



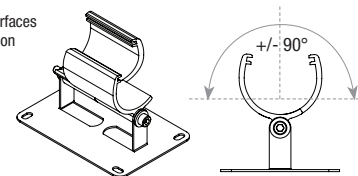
Universal Orientation
 - Mounts to horizontal or vertical surfaces
 - Easy installation w/fixture in position
 - +/- 45° to surface



90° ADJUSTABLE BRACKET (ADBW2-90)

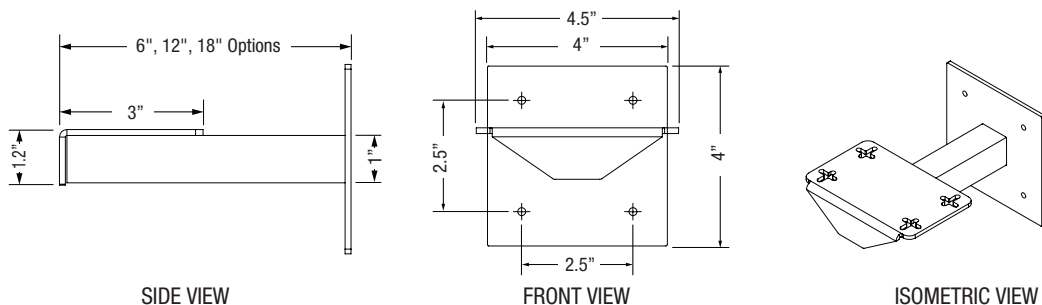


Universal Orientation
 - Mounts to horizontal or vertical surfaces
 - Easy installation w/fixture in position
 - +/- 90° to surface



CANTILEVER ARM (CA2)

CA2	arm length	Fixture	CA2 Requirement
CA2-6	6"	1-foot	1
CA2-12	12"	4-foot	2
CA2-18	18"		



Due to continuous development and improvements, specifications are subject to change without notice. Solid State Luminaires reserves the right to change lab test details or specifications without notice. Product use certifies agreement to Solid State Luminaires terms and conditions.

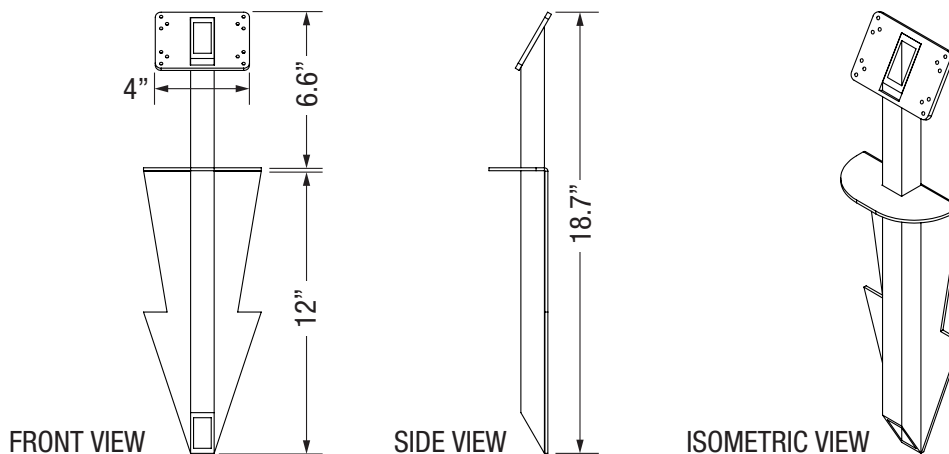


COVELINE WET 1.5

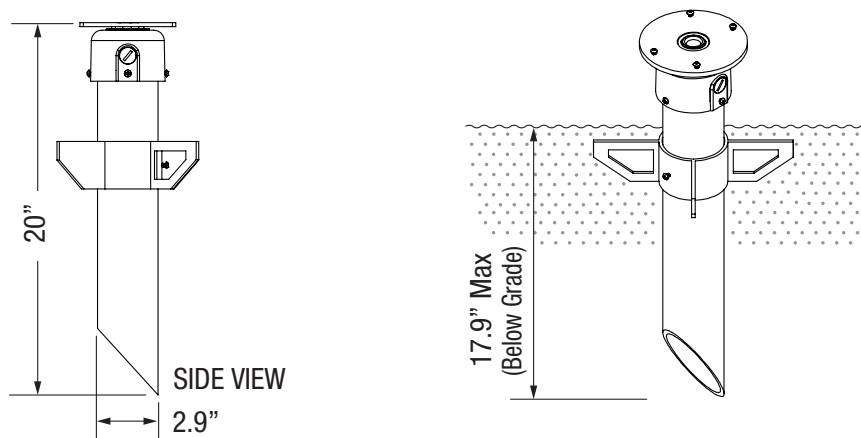
Mounting Option Accessories



LANDSCAPE SPIKE - LS-6



HEAVE DUTY LANDSCAPE SPIKE - HLS



Due to continuous development and improvements, specifications are subject to change without notice. Solid State Luminaires reserves the right to change lab test details or specifications without notice. Product use certifies agreement to Solid State Luminaires terms and conditions.

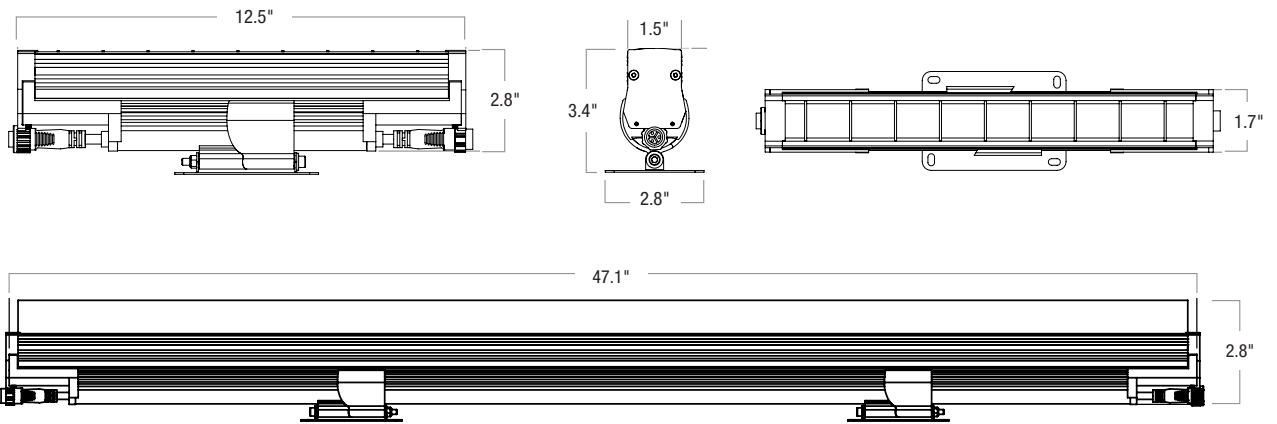


COVELINE WET 1.5

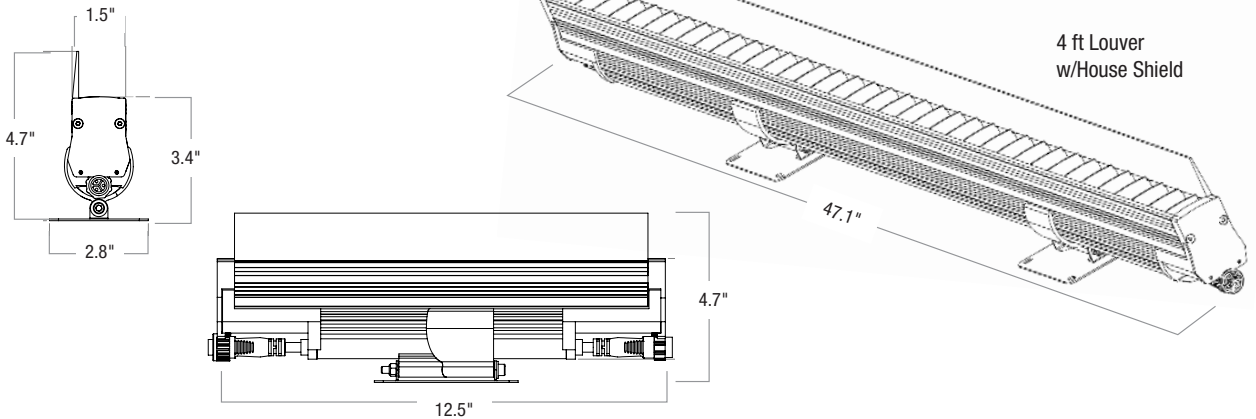
Accessories



LOUVER - WCL		1FT	4FT
louver height	.25"	louver length	12.5" / 47.1"
overall height w/bracket	3.4"	louver width	1.5" / 1.5"



HOUSE SHIELD - WCHS		1FT	4FT
shield height	1.3"	louver length	12.5" / 47.1"
overall height w/bracket	4.7"	louver width	1.5" / 1.5"



Due to continuous development and improvements, specifications are subject to change without notice. Solid State Luminaires reserves the right to change lab test details or specifications without notice. Product use certifies agreement to Solid State Luminaires terms and conditions.

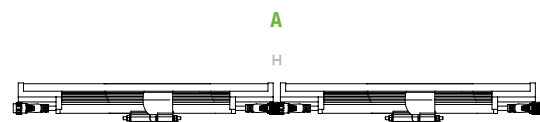


COVELINE WET 1.5

Connectivity Options



CONNECTIONS & CABLES



Daisy Chain Fixtures (1')

- A:** MIN/0" - MAX/.38" between fixtures
- B:** SC10W - 10ft Starter Cord
- C:** EC12W 12 in. Extension Cord
- C:** EC24W 24 in. Extension Cord
- C:** EC60W 60 in. Extension Cord
- D:** TCAPW 1.13" Terminator Cap



Daisy Chain Fixtures (4') & Daisy Chain Fixtures (6')

B: STARTER CABLES

INSURE FIRST FIXTURE IS ORIENTED TO ACCEPT MALE CONNECTOR STARTER CABLE



- MALE CONNECTOR

C: EXTENSION CABLES



D: TERMINATOR CAP TCAP




Due to continuous development and improvements, specifications are subject to change without notice. Solid State Luminaires reserves the right to change lab test details or specifications without notice. Product use certifies agreement to Solid State Luminaires terms and conditions.

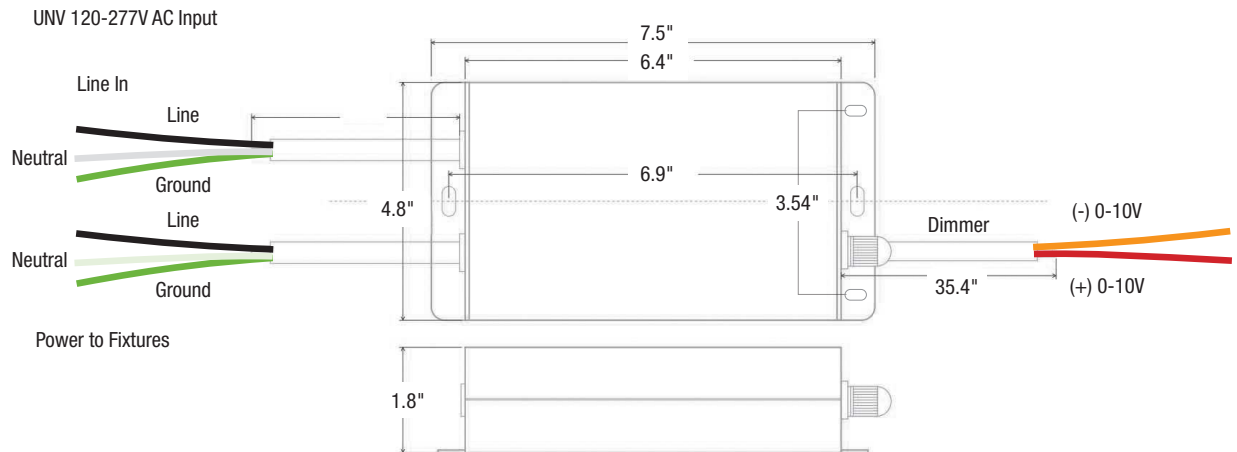


COVELINE WET 1.5

Control Components



0-10V ELV DIMMING MODULE (MC-10VELVDIM)



CONTROLS

0-10V DIMMING

Model	Description
IP710-LFZ	Leviton 0-10V Dimmer
DVSTV	Lutron Diva 0-10V Dimmer

Dimmers are sold by others. FC|SSL does not recommend dimmers that have not been tested with their fixtures.



IP710-LFZ



DVSTV

Use of exterior rated, IP66, IP67, or IP68 enclosure for Dimming Module is recommended. Recommended controls are interior rated only.

TRIAC, REVERSE PHASE DIMMING

Model	Description
DELV	Lutron Diva Dimmer 300P
SELV	Lutron Skylark Dimmer 153P
SCL	Lutron Skylark Dimmer 300P

Dimmers are sold by others. FC|SSL does not recommend dimmers that have not been tested with their fixtures.



DELV



SELV



SCL

Due to continuous development and improvements, specifications are subject to change without notice. Solid State Luminaires reserves the right to change lab test details or specifications without notice. Product use certifies agreement to Solid State Luminaires terms and conditions.



Job Name:
Winston at Churchill

Catalog Number:

CVLWET1.5 4 **K 80CRI 10 / SC10W
/ TCAPW / CA2-18

Notes:

Type:

OW4U

ELL22-115188



Date:

Approved:

Type:

Fixture:

Project:

COVELINE WET 1.5



COVELINE WET 1.5 is a powerful and versatile interior / exterior cove luminaire. The **COVELINE WET 1.5** comes in a 1 ft, 4 ft or 6 ft nominal lengths and 27K, 3K, 35K, 4K or 5K color temperatures, as well as static color choices. The housing is constructed of extruded aluminum with tooled end caps and is IP66 rated for interior & exterior use. Features IP68 line voltage Plug N' Play connectors for easy installation. Power supply is integral, no remote driver required. Universal orientation fixture; up, down, horizontal or vertical positioning and 9 optical solutions. Flicker free dimmable to 5% full brightness ELV trailing edge dimming.

SPECIFICATIONS

PHYSICAL

beam spread	10° 10° x 40° 120° 25° 30° x 60° 40° 80° 67° x 140° 21° x 56° asymmetric		
LEDs per foot	14		
dimensions	12.25" x 1.77" x 1.9"	47" x 1.77" x 1.9"	70.25" x 1.77" x 1.9"
weight	1.3 lbs		
housing	extruded aluminum housing with moulded end caps		
lens	clear, tempered glass with a frosted edge		
mounting	standard: surface mount bracket with (+/- 45° from center) optional: ADBW2-90 full 180° rotation (+/- 90° from center)		
ingress protection	IP66 rated for wet, exterior location (Connectors IP68)		
vibration resistance	compliant with 3G ANSI C136.31		
fixture connections	Twist-lock IP68 rated, CCC		

PERFORMANCE

color temperature	2700K	3000K	3500K	4000K	5000K
lumen output (per foot)	865 lm	893 lm	925 lm	950 lm	1000 lm
lifetime	> 70,000 hours / L70 or better				
color consistency	3 SDCM / standard: 87 CRI optional: 90 CRI				
operating temperature	-40°F to 104°F (-40°C to 40°C)				
junction temperature	69°C @ T ^a 25°C				
warranty	5-Year limited warranty (refer to website for details)				

ELECTRICAL

input voltage	Universal 120–277V AC
power supply	integral Class II, electronic high-power factor > 94% @120V
certification	ETL / cETL listed, CEC Title 24 - JA8 Compliant
standards	UL1598/CSA C22.2 No. 250.0; IESLM-79/LM-80; FCC Part 15
power consumption	9W/ft @ 120V
dimming	ELV (reverse phase/trailing edge) ≤ 5%

Due to continuous development and improvements, specifications are subject to change without notice. Solid State Luminaires reserves the right to change lab test details or specifications without notice. Product use certifies agreement to Solid State Luminaires terms and conditions.

US Commercial Lighting Manufacturer Since 1982

Specification Sheet

© Solid State Luminaires 3609 swenson ave • st. charles il • 60174 | solidstateluminaires.com | 800.900.1730

GM-JF-12721



COVELINE WET 1.5

Ordering Information



PART NUMBER

MODEL	LENGTH	CCT	CRI	OPTICS	OPTIONS	
CVLWET1.5		**K = Specify				
CVLWET1.5 COVELINE WET 1.5	1 12 in. (305 mm)	WHITE LIGHT	MONO COLOR	80CRI 80 CRI	10 10° beam	WCL-1 Louvre (Black) - 1 ft.
	4 46.8 in. (1189 mm)	27K 2700K	AMB Amber	90CRI 90 CRI	1040 10°x 40° beam	WCL-4 Louvre (Black) - 4 ft.
	6 70 in. (1778 mm)	3K 3000K	BLU Blue		120 120° beam	WCL-6 Louvre (Black) - 6 ft.
		35K 3500K	LTBLU Light Blue		25 25° beam	WCHS-1 Louvre w/House Shield (Black) - 1 ft.
		4K 4000K	RED Red		3060 30°x60° beam	WCHS-4 Louvre w/House Shield (Black) - 4 ft.
		5K 5000K			40 40° beam	WCHS-6 Louvre w/House Shield (Black) - 6 ft.
					80 80° beam	
					67140 67°x140°	
					ASY 21°x56° asymmetric	

ACCESSORIES (Indicate the quantity needed for each item.) REQUIRED: Starter Cable (SC10W) and Terminator Cap (TCAPW) for every run. Maximum Run Length = 60 feet (120V)

<input type="checkbox"/> SC10W 10 ft. Starter Connection Cord	<input type="checkbox"/> EC12W 12 in. Extension Cord	<input type="checkbox"/> MC-10VELDIM 0-10V ELV Dim Module w/Interior Rated Enclosure (1 module per run)
<input type="checkbox"/> TCAPW Terminator Cap	<input type="checkbox"/> EC24W 24 in. Extension Cord	
	<input type="checkbox"/> EC60W 60 in. Extension Cord	

MOUNTING ACCESSORIES (ADBW2 Included with Fixture) (requirements vary for each fixture ordered - see mounting pages for details)

<input type="checkbox"/> ADBW2-90 90° Adjustable Bracket (Bi-directional)	<input type="checkbox"/> CA2-6 Cantilever Arm - 6"	<input type="checkbox"/> LS-6 Landscape Spike - 6"
	<input type="checkbox"/> CA2-12 Cantilever Arm - 12"	<input type="checkbox"/> HLS Heavy Duty Landscape Spike
	<input type="checkbox"/> CA2-18 Cantilever Arm - 18"	

Due to continuous development and improvements, specifications are subject to change without notice. Solid State Luminaires reserves the right to change lab test details or specifications without notice. Product use certifies agreement to Solid State Luminaires terms and conditions.

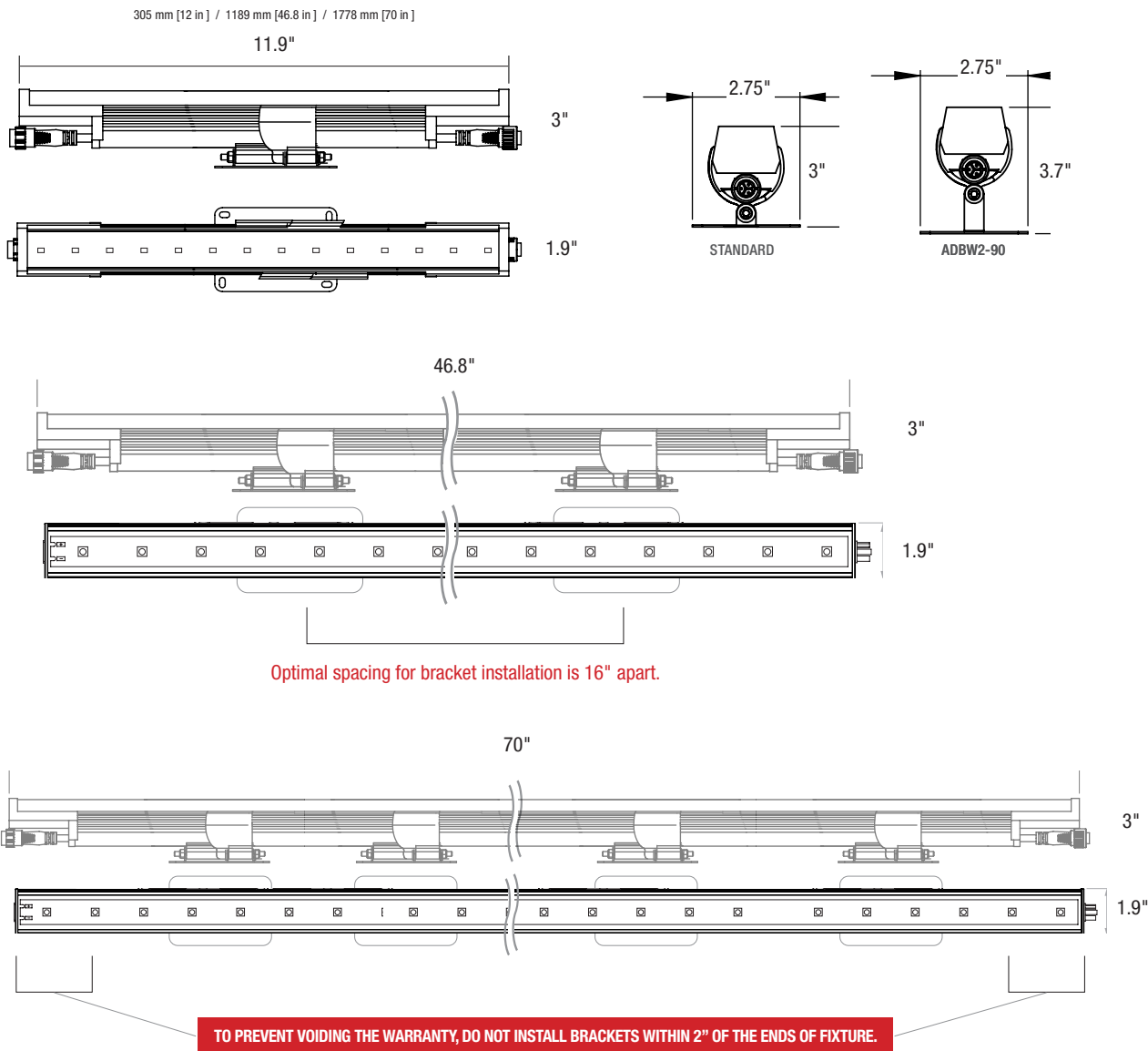


COVELINE WET 1.5

Standard Dimensions



DIMENSIONS WITH STANDARD BRACKET



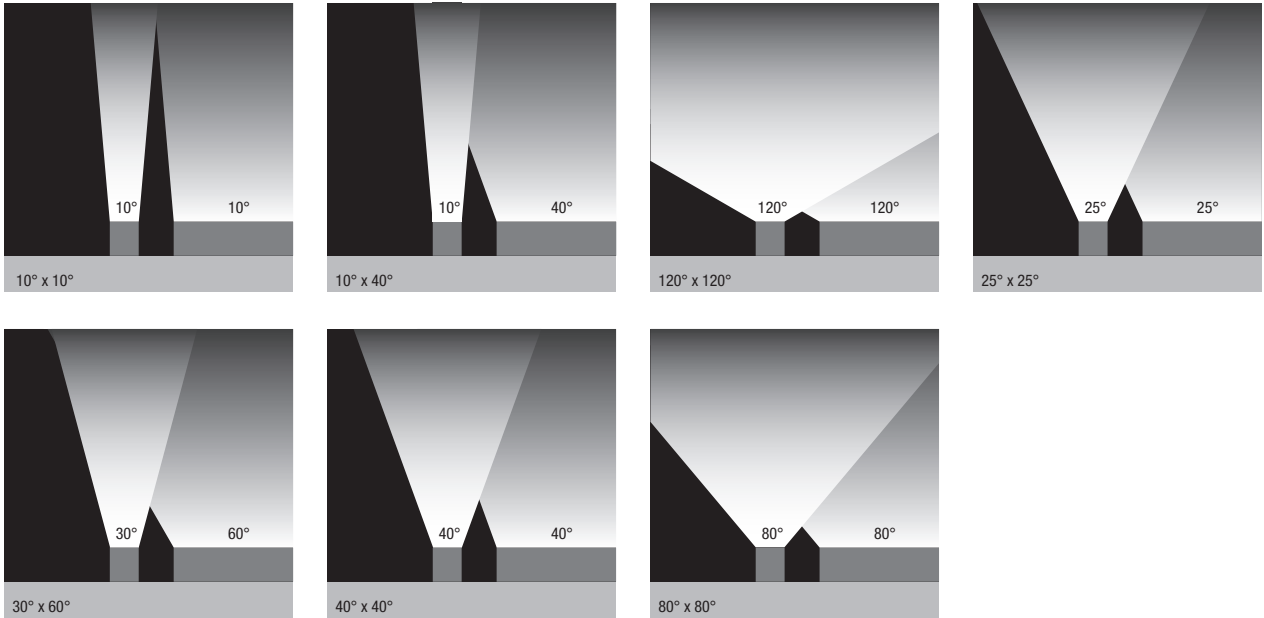
Due to continuous development and improvements, specifications are subject to change without notice. Solid State Luminaires reserves the right to change lab test details or specifications without notice. Product use certifies agreement to Solid State Luminaires terms and conditions.



COVELINE WET 1.5

Photometry

CVLWET AVAILABLE OPTICS FIND IES FILES ON SOLIDSTATELUMINAIRES.COM



PERFORMANCE **DIMMING**

Model	Connected Wattage	Delivered Lumens				
		2700K	3000K	3500K	4000K	5000K
CVLWET1.5-1	9	865	893	925	950	1000
CVLWET1.5-4	36	3460	3572	3700	3800	4000
CVLWET1.5-6	54	5190	5358	5550	5700	6000

TRIAC, REVERSE PHASE DIMMING

Model	Description	DELV	SELV	SCL
DELV	Lutron Diva Dimmer 300P			
SELV	Lutron Skylark Dimmer 153P			
SCL	Lutron Skylark Dimmer 300P			

Dimmers sold by others.

Due to continuous development and improvements, specifications are subject to change without notice. Solid State Luminaires reserves the right to change lab test details or specifications without notice. Product use certifies agreement to Solid State Luminaires terms and conditions.

US Commercial Lighting Manufacturer Since 1982

Specification Sheet

© Solid State Luminaires 3609 swenson ave • st. charles il • 60174 | solidstateluminaires.com | 800.900.1730

GM-JF-12721



COVELINE WET 1.5

Mounting Options



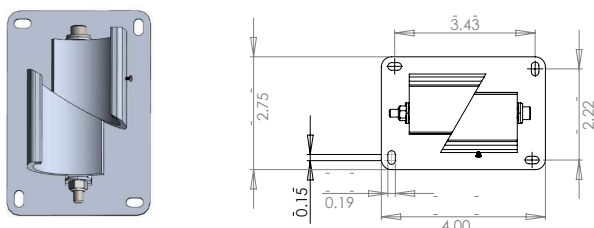
STANDARD ADJUSTABLE BRACKET REQUIREMENTS

Minimum Bracket Requirement					
CVLWet-1	1	CVLWet-4	2	CVLWet-6	3

90° ADJUSTABLE BRACKET REQUIREMENTS

Minimum Bracket Requirement					
CVLWet-1	1	CVLWet-4	2	CVLWet-6	3

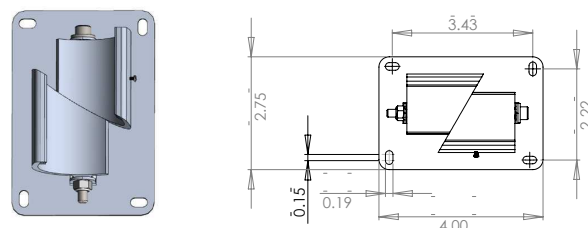
STANDARD ADJUSTABLE BRACKET (ADBW2)



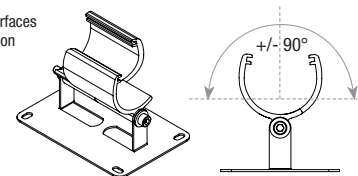
Universal Orientation
 - Mounts to horizontal or vertical surfaces
 - Easy installation w/fixture in position
 - +/- 45° to surface



90° ADJUSTABLE BRACKET (ADBW2-90)

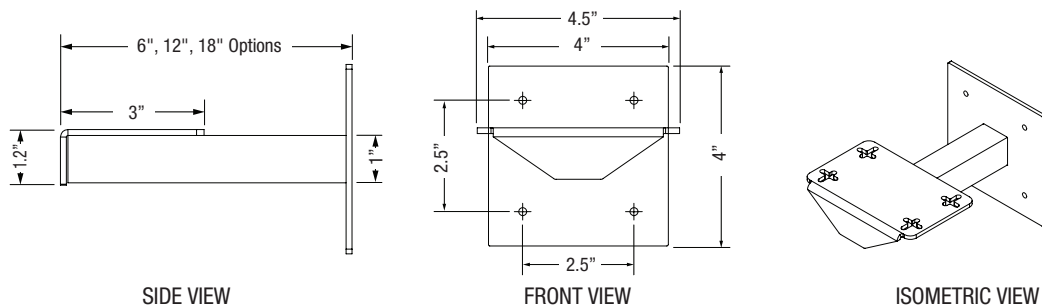


Universal Orientation
 - Mounts to horizontal or vertical surfaces
 - Easy installation w/fixture in position
 - +/- 90° to surface



CANTILEVER ARM (CA2)

CA2	arm length	Fixture	CA2 Requirement
CA2-6	6"	1-foot	1
CA2-12	12"	4-foot	2
CA2-18	18"		



Due to continuous development and improvements, specifications are subject to change without notice. Solid State Luminaires reserves the right to change lab test details or specifications without notice. Product use certifies agreement to Solid State Luminaires terms and conditions.

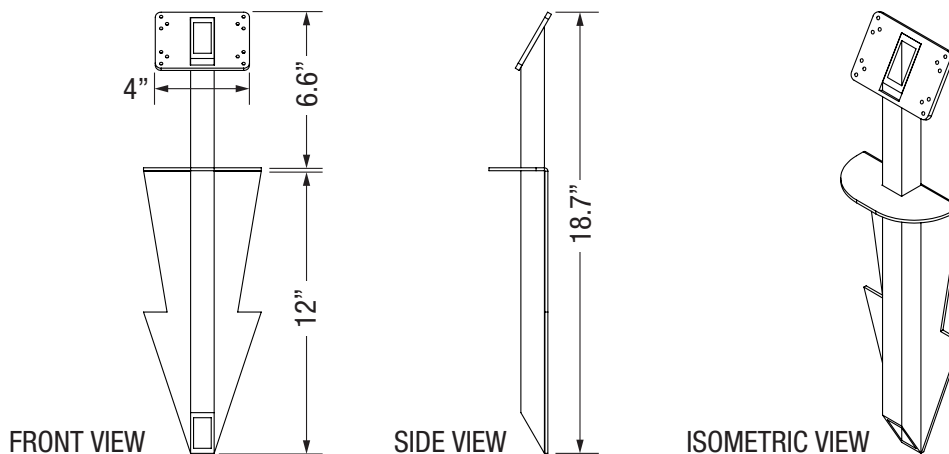


COVELINE WET 1.5

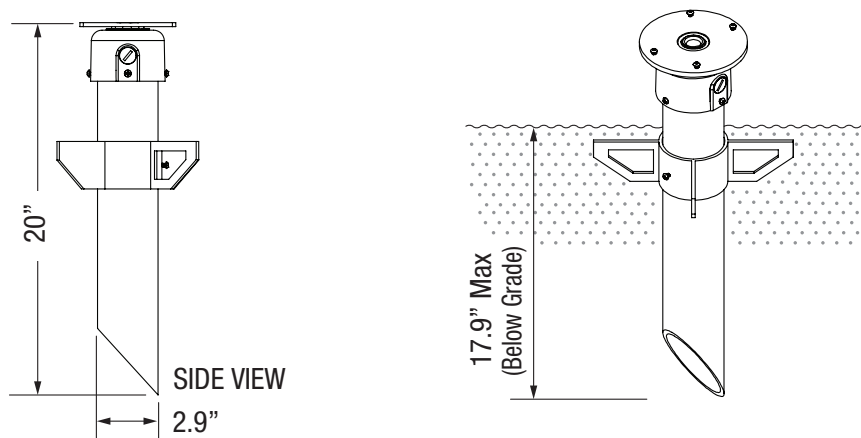
Mounting Option Accessories



LANDSCAPE SPIKE - LS-6



HEAVE DUTY LANDSCAPE SPIKE - HLS



Due to continuous development and improvements, specifications are subject to change without notice. Solid State Luminaires reserves the right to change lab test details or specifications without notice. Product use certifies agreement to Solid State Luminaires terms and conditions.

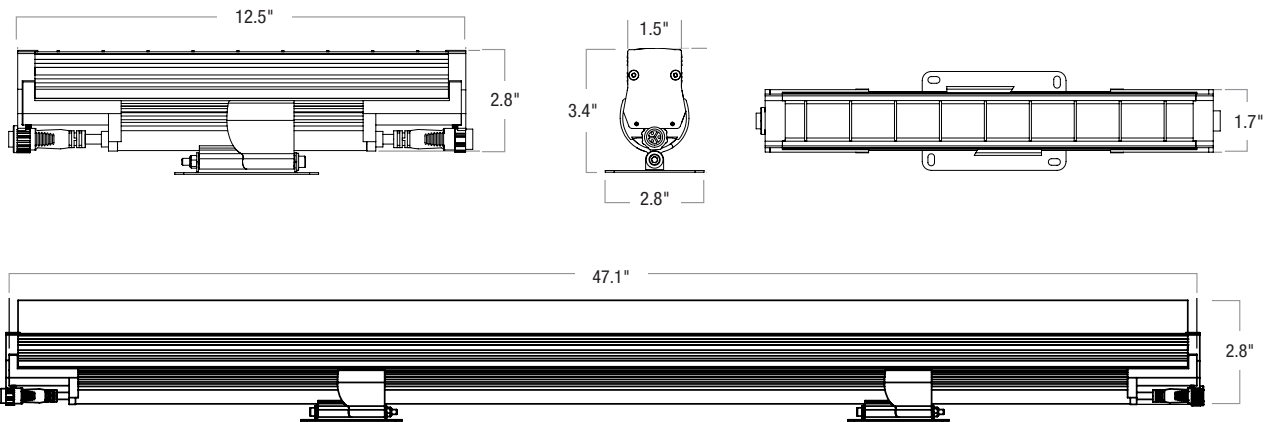


COVELINE WET 1.5

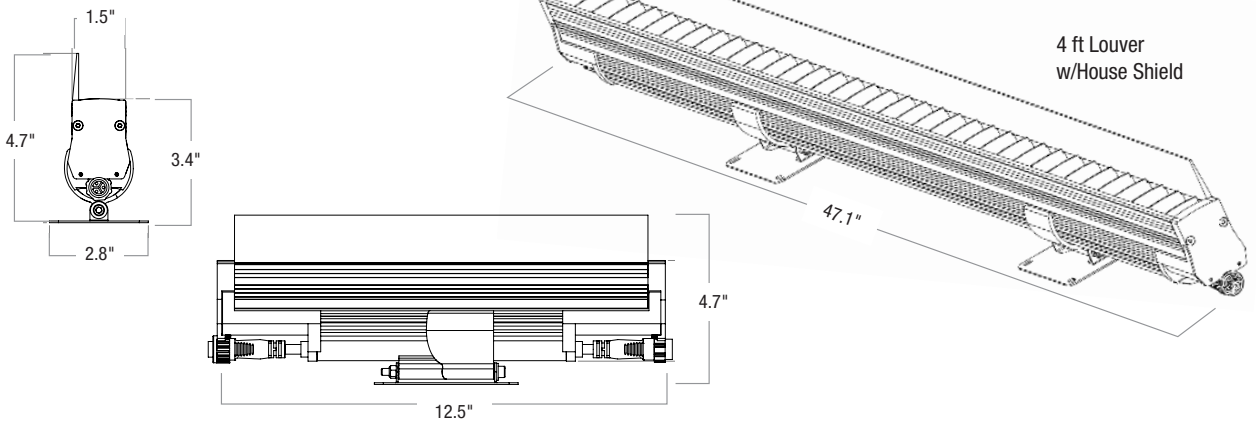
Accessories



LOUVER - WCL		1FT	4FT
louver height	.25"	louver length	12.5"
overall height w/bracket	3.4"	louver width	1.5"



HOUSE SHIELD - WCHS		1FT	4FT
shield height	1.3"	louver length	12.5"
overall height w/bracket	4.7"	louver width	1.5"




Due to continuous development and improvements, specifications are subject to change without notice. Solid State Luminaires reserves the right to change lab test details or specifications without notice. Product use certifies agreement to Solid State Luminaires terms and conditions.

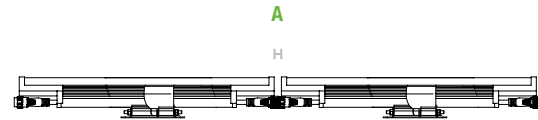


COVELINE WET 1.5

Connectivity Options



CONNECTIONS & CABLES



Daisy Chain Fixtures (1')

- A:** MIN/0" - MAX/.38" between fixtures
- B:** SC10W - 10ft Starter Cord
- C:** EC12W 12 in. Extension Cord
- C:** EC24W 24 in. Extension Cord
- C:** EC60W 60 in. Extension Cord
- D:** TCAPW 1.13" Terminator Cap

Daisy Chain Fixtures (4') & Daisy Chain Fixtures (6')



B: STARTER CABLES

INSURE FIRST FIXTURE IS ORIENTED TO ACCEPT MALE CONNECTOR STARTER CABLE



- MALE CONNECTOR

C: EXTENSION CABLES



D: TERMINATOR CAP TCAP



Due to continuous development and improvements, specifications are subject to change without notice. Solid State Luminaires reserves the right to change lab test details or specifications without notice. Product use certifies agreement to Solid State Luminaires terms and conditions.

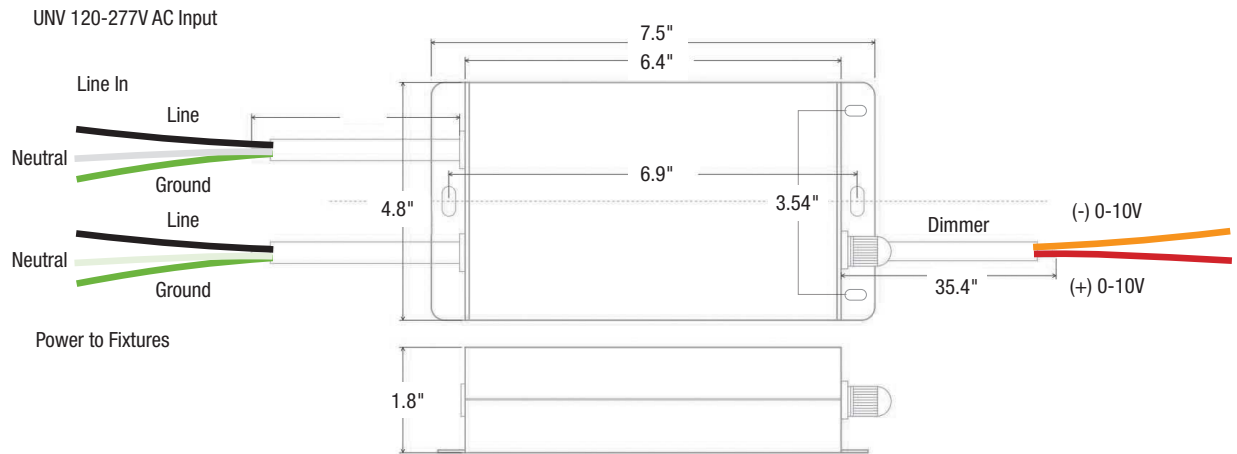


COVELINE WET 1.5

Control Components



0-10V ELV DIMMING MODULE (MC-10VELVDIM)



CONTROLS

0-10V DIMMING

Model	Description
IP710-LFZ	Leviton 0-10V Dimmer
DVSTV	Lutron Diva 0-10V Dimmer

Dimmers are sold by others. FC|SSL does not recommend dimmers that have not been tested with their fixtures.



Use of exterior rated, IP66, IP67, or IP68 enclosure for Dimming Module is recommended. Recommended controls are interior rated only.

TRIAC, REVERSE PHASE DIMMING

Model	Description
DELV	Lutron Diva Dimmer 300P
SELV	Lutron Skylark Dimmer 153P
SCL	Lutron Skylark Dimmer 300P

Dimmers are sold by others. FC|SSL does not recommend dimmers that have not been tested with their fixtures.



Due to continuous development and improvements, specifications are subject to change without notice. Solid State Luminaires reserves the right to change lab test details or specifications without notice. Product use certifies agreement to Solid State Luminaires terms and conditions.