URBAN DESIGN COMMISSION APPLICATION

UDC

City of Madison
Planning Division
Madison Municipal Building, Suite 017
215 Martin Luther King, Jr. Blvd.
P.O. Box 2985
Madison, WI 53701-2985
(608) 266-4635

Complete all sections of this application, including the desired meeting date and the action requested.

If you need an interpreter, translator, materials in alternate formats or other accommodations to access these forms, please call the phone number above immediately.

FOR OFFICE USE ONLY:

Paid _____ Receipt # _____

Date received _____

Received by _____

Aldermanic District _____

Zoning District _____

Urban Design District _____

Submittal reviewed by _____

Legistar # _____

1. Project Information

Address: 131 West Wilson Street

Title: 131 West Wilson Street Building (The Moment)

2. Application Type (check all that apply) and Requested Date

UDC meeting date requested 10 April 2023

- ☑ New development
- ☐ Alteration to an existing or previously-approved development
- ☐ Informational
- ☐ Initial approval
- ☑ Final approval

3. Project Type

- ☑ Project in an Urban Design District
- ☑ Project in the Downtown Core District (DC), Urban Mixed-Use District (UMX), or Mixed-Use Center District (MXC)
- ☐ Project in the Suburban Employment Center District (SEC), Campus Institutional District (CI), or Employment Campus District (EC)
- ☐ Planned Development (PD)
  - ☐ General Development Plan (GDP)
  - ☐ Specific Implementation Plan (SIP)
- ☐ Planned Multi-Use Site or Residential Building Complex

Signage

- ☐ Comprehensive Design Review (CDR)
- ☐ Signage Variance (i.e. modification of signage height, area, and setback)
- ☐ Signage Exception

Other

- ☐ Please specify _____

4. Applicant, Agent, and Property Owner Information

Applicant name Kirk Keller — Company Plunkett Raysich Architects, LLP

Street address 2310 Crossroads Drive — City/State/Zip Madison, WI 53718

Telephone 608-225-5684 — Email kkeller@prarch.com

Project contact person Kirk Keller — Company Plunkett Raysich Architects, LLP

Street address 2310 Crossroads Drive — City/State/Zip Madison, WI 53718

Telephone 608-225-5684 — Email kkeller@prarch.com

Property owner (if not applicant) The Moment, LLC

Street address PO Box 620037 — City/State/Zip Middleton, WI 53562

Telephone 608-575-1018 — Email heidi@twallenterprises.com

5. Required Submittal Materials

- ☑ **Application Form**
- ☑ **Letter of Intent**
  - If the project is within an Urban Design District, a summary of how the development proposal addresses the district criteria is required
  - For signage applications, a summary of how the proposed signage is consistent with the applicable CDR or Signage Variance review criteria is required.
- ☑ **Development Plans** (Refer to checklist on Page 4 for plan details)
- ☑ **Filing fee**
- ☑ **Electronic Submittal***
- ☑ **Notification to the District Alder** Previously submitted with Initial UDC application. Email communication with Alder Verveer is ongoing. Neighborhood meeting took place on November 10, 2022.
  - Please provide an email to the District Alder notifying them that you are filing this UDC application. Please send this as early in the process as possible and provide a copy of that email with the submitted application.

Each submittal must include fourteen (14) 11" x 17" **collated** paper copies. Landscape and Lighting plans (if required) must be **full-sized and legible**. Please refrain from using plastic covers or spiral binding.

Both the paper copies and electronic copies must be submitted prior to the application deadline before an application will be scheduled for a UDC meeting. Late materials will not be accepted. A completed application form is required for each UDC appearance. Per conversation with Jessica Vaughn an electronic submital is acceptable. No paper copies are being submitted unless requested.
For projects also requiring Plan Commission approval, applicants must also have submitted an accepted application for Plan Commission consideration prior to obtaining any formal action (initial or final approval) from the UDC. All plans must be legible when reduced.

**Electronic copies of all items submitted in hard copy are required. Individual PDF files of each item submitted should be compiled on a CD or flash drive, or submitted via email to udcapplications@cityofmadison.com. The email must include the project address, project name, and applicant name. Electronic submittals via file hosting services (such as Dropbox.com) are not allowed. Applicants who are unable to provide the materials electronically should contact the Planning Division at (608) 266-4635 for assistance.*

6. Applicant Declarations

1. Prior to submitting this application, the applicant is required to discuss the proposed project with Urban Design Commission staff. This application was discussed with Colin Punt on Multiple communications and DAT presentation.

2. The applicant attests that all required materials are included in this submittal and understands that if any required information is not provided by the application deadline, the application will not be placed on an Urban Design Commission agenda for consideration.

Name of applicant Kirk Keller Relationship to property Architect

Authorizing signature of property owner THE MONROE, LLC TERRENCE R. WALL, MANAGER OF T. WALL ENTERPRISES MGR, LLC, ITS MANAGER Date April 10, 2023

7. Application Filing Fees

Fees are required to be paid with the first application for either initial or final approval of a project, unless the project is part of the combined application process involving the Urban Design Commission in conjunction with Plan Commission and/or Common Council consideration. Make checks payable to City Treasurer. Credit cards may be used for application fees of less than $1,000.

Please consult the schedule below for the appropriate fee for your request:

- ☑ Urban Design Districts: $350 *(per §35.24(6) MGO)*.
- ☐ Minor Alteration in the Downtown Core District (DC) or Urban Mixed-Use District (UMX) : $150 *(per §33.24(6)(b) MGO)*
- ☐ Comprehensive Design Review: $500 *(per §31.041(3)(d)(1)(a) MGO)*
- ☐ Minor Alteration to a Comprehensive Sign Plan: $100 *(per §31.041(3)(d)(1)(c) MGO)*
- ☐ All other sign requests to the Urban Design Commission, including, but not limited to: appeals from the decisions of the Zoning Administrator, requests for signage variances (i.e. modifications of signage height, area, and setback), and additional sign code approvals: $300 *(per §31.041(3)(d)(2) MGO)*

A filing fee is not required for the following project applications if part of the combined application process involving both Urban Design Commission and Plan Commission:

- X Project in the Downtown Core District (DC), Urban Mixed-Use District (UMX), or Mixed-Use Center District (MXC)
- — Project in the Suburban Employment Center District (SEC), Campus Institutional District (CI), or Employment Campus District (EC)
- — Planned Development (PD): General Development Plan (GDP) and/or Specific Implementation Plan (SIP)
- — Planned Multi-Use Site or Residential Building Complex

URBAN DESIGN COMMISSION APPROVAL PROCESS

UDC

Introduction

The City of Madison's Urban Design Commission (UDC) has been created to:

- Encourage and promote high quality in the design of new buildings, developments, remodeling, and additions so as to maintain and improve the established standards of property values within the City.
- Foster civic pride in the beauty and nobler assets of the City, and in all other ways possible assure a functionally efficient and visually attractive City in the future.

Types of Approvals

There are three types of requests considered by the UDC:

- Informational Presentation. Applicants may, at their discretion, request to make an Informational Presentation to the UDC prior to seeking any approvals to obtain early feedback and direction before undertaking detailed design. Applicants should provide details on the context of the site, design concept, site and building plans, and other relevant information to help the UDC understand the proposal and provide feedback. (Does not apply to CDR's or Signage Variance requests)
- Initial Approval. Applicants may, at their discretion, request initial approval of a proposal by presenting preliminary design information. As part of their review, the Commission will provide feedback on the design information that should be addressed at Final Approval stage.
- Final Approval. Applicants may request Final Approval of a proposal by presenting all final project details. Recommendations or concerns expressed by the UDC in the initial approval must be addressed at this time.

Presentations to the Commission

Primarily, the UDC is interested in the appearance and design quality of projects. Emphasis should be given to the site plan, landscape plan, lighting plan, building elevations, exterior building materials, color scheme, and graphics.

When presenting projects to the UDC, applicants must fill out a registration slip provided in the meeting room and present it to the Secretary. Presentations should generally be limited to 5 minutes or as extended by motion by consent of the Commission. The Commission will withhold questions until the end of the presentation.

Applicants are encouraged to consider the use of various graphic presentation material including a locator map, photographs, renderings/model, scale drawings of the proposal in context with adjacent buildings/uses/signs, etc., as may be deemed appropriate to describe the project and its surroundings. Graphics should be mounted on rigid boards so that they may be easily displayed. **Applicants/presenters are responsible for all presentation materials, AV equipment and easels**.

URBAN DESIGN DEVELOPMENT PLANS CHECKLIST

UDC

The items listed below are minimal application requirements for the type of approval indicated. Please note that the UDC and/or staff may require additional information in order to have a complete understanding of the project.

1. Informational Presentation

- ☐ Locator Map
- ☐ Letter of Intent (If the project is within an Urban Design District, a summary of how the development proposal addresses the district criteria is required)
- ☐ Contextual site information, including photographs and layout of adjacent buildings/structures
- ☐ Site Plan
- ☐ Two-dimensional (2D) images of proposed buildings or structures.

Providing additional information beyond these minimums may generate a greater level of feedback from the Commission.

Requirements for All Plan Sheets

1. Title block
2. Sheet number
3. North arrow
4. Scale, both written and graphic
5. Date
6. Fully dimensioned plans, scaled at 1"= 40' or larger

*** All plans must be legible, including the full-sized landscape and lighting plans (if required)*

2. Initial Approval

- ☐ Locator Map
- ☐ Letter of Intent (If the project is within a Urban Design District, a summary of how the development proposal addresses the district criteria is required)
- ☐ Contextual site information, including photographs and layout of adjacent buildings/structures
- ☐ Site Plan showing location of existing and proposed buildings, walks, drives, bike lanes, bike parking, and existing trees over 18" diameter
- ☐ Landscape Plan and Plant List (*must be legible*)
- ☐ Building Elevations in both black & white and color for all building sides (include material callouts)
- ☐ PD text and Letter of Intent (if applicable)

Providing additional information beyond these minimums may generate a greater level of feedback from the Commission.

3. Final Approval

All the requirements of the Initial Approval (see above), **plus**:

- ☒ Grading Plan
- ☒ Proposed Signage (if applicable) The address monument on West Wilson Street is a component of the project
- ☒ Lighting Plan, including fixture cut sheets and photometrics plan (*must be legible*)
- ☒ Utility/HVAC equipment location and screening details (with a rooftop plan if roof-mounted)
- ☒ PD text and Letter of Intent (if applicable)
- ☒ Samples of the exterior building materials (presented at the UDC meeting)

4. Comprehensive Design Review (CDR) and Variance Requests (***Signage applications only***)

- ☐ Locator Map
- ☐ Letter of Intent (a summary of how the proposed signage is consistent with the CDR or Signage Variance criteria is required)
- ☐ Contextual site information, including photographs of existing signage both on site and within proximity to the project site
- ☐ Site Plan showing the location of existing signage and proposed signage, dimensioned signage setbacks, sidewalks, driveways, and right-of-ways
- ☐ Proposed signage graphics (fully dimensioned, scaled drawings, including materials and colors, and night view)
- ☐ Perspective renderings (emphasis on pedestrian/automobile scale viewsheds)
- ☐ Illustration of the proposed signage that meets Ch. 31, MGO compared to what is being requested.
- ☐ Graphic of the proposed signage as it relates to what the Ch. 31, MGO would permit

THE MOMENT
LIVE IN THE MOMENT

April 10, 2023

City of Madison
Urban Design Commission
215 Martin Luther King Jr Blvd
Madison, WI 53701

Re: Letter of Intent - The Moment Mixed-Use Development

Project Address	131 W Wilson Street, Madison, WI 53703

Project Team

Owner/Developer	The Moment Residences, LLC 133 W Wilson St Madison, WI 53703
Architect	Plunkett Raysich Architects, LLP 2310 Crossroads Dr, Suite 2000 Madison, WI 53718
Civil Engineer	Vierbicher Associates, Inc. 999 Fourier Dr, Suite 201 Madison, WI 53717
Landscape Design	Design Studio etc. 330 W Lakeside Madison, WI 53715

THE MOMENT
LIVE IN THE MOMENT

City of Madison Urban Design Commission:

At the March 29th Urban Design Commission Meeting, the UDC referred consideration of The Moment Residences, LLC proposal to address five comments/conditions. In this letter I will provide clarity on three of the comments/conditions. The remaining two conditions (removing the "M" logo and specifying plant species) have been addressed and included in this updated submittal.

UDC Comments/Conditions:

Balconies:
The UDC prefers the balconies be treated with a finish that is compatible with the balconies on the upper two floors. Reading through the 3/29/23 meeting minutes, there were multiple comments from Commissioners stating that adding faux wood on the underside of all balconies below the top two floors is a "huge issue" and it would "add bulk and you get unintended consequences of a more chunky less refined balcony". Additional comments stated that "you don't want these balconies as big as the top two floors, you want to keep a thinner profile".

The patio design solution follows UDC comments to retain the edge of patio trim on all sides. With the metal matching the building metal paneling. The underside of the patios on floors two through thirteen will also be stained using a similar warm tone to the metal cladding to complete at consistent, slim, and unified design.

Lake Monona Façade:
The commission had requested we consider redesigning the Lake Monona Façade by replicating the opaque wall design moves that are used on the longer side of the building elevations instead of the darker glass (previously shown) to break-up the façade.

Our submittal presents the UDC with 2 options to be selected and incorporated as the final design.

Preferred Option A: maintain an all-glass façade facing the lake while using a darker tone glass in the middle to break-up the façade. This will give our residents unobstructed views through floor-to-ceiling glass in all rooms of their lake facing apartments.

Option B: incorporate an opaque wall design on the Lake Monona Façade to replicate what is shown on the longer sides of the building elevations.

Lighting:
The Commissioners asked for more detail regarding the fixtures, light emission and mounting cabinets for the L-3 and L-4 building accent lights. Within this submittal we have included two spec sheets showing our proposed L-3 and L-4 mounting cabinets and an updated night rendering showing the proposed light emission from these fixtures. Both cabinets hide the light source by use of a lens and a J-channel.

Our intent, aligning with the UDC, is to provide a subtle, indirect glow on the building as accent lighting. We also intend for our building lighting to comply with all city ordinances and design standards and believe our proposed fixtures and cabinets will do so.

In closing, the UDC's feedback guided the alteration and redesign of The Moment while the project team also looked to maintain a timeless building design that adds the Madison skyline.

We are pleased to resubmit an updated design to the UDC. Thank you for your consideration of The Moment.

Sincerely,

The Moment Residences, LLC

By:_____
Jake Bunz, Development Manager

THE MOMENT

LIVE IN THE MOMENT

Urban Design Commission
Final Submittal

April 10, 2023

PLUNKETT RAYSICH ARCHITECTS, LLP

vierbicher
planners | engineers | advisors

etc design studio

OPTION 'A'
PREFERRED

OPTION 'B'

OPTION 'A'
PREFERRED

OPTION 'B'

BUILDING DETAIL INFORMATION

Residential Unit Mix

Micros	32
Studios	76
One-Bedroom	58
One-Bedroom + Den	13
Two Bedroom	70
Two-Bedroom + Den	1
Three-Bedroom	13
TOTAL	263

Building Height 15 stories

Underground Parking Stalls ~252

Bicycle Stalls (263 enclosed and 6 surface)

Secure Stalls	48
Surface Stalls	150
Hanging Racks	65 (25% total allowed)

BUILDING DETAIL INFORMATION

Building Area

Underground Parking	86,607 SF
First Floor	26,877 SF
Second Floor / Amenities	18,297 SF
3rd Floor - 15th Floor	245,570 SF
TOTAL	377,351 SF

©Vierbicher Associates, Inc.

GENERAL NOTES:

1. THE LOCATION OF EXISTING UTILITIES, BOTH UNDERGROUND AND OVERHEAD ARE APPROXIMATE ONLY AND HAVE NOT BEEN INDEPENDENTLY VERIFIED BY THE OWNER OR ITS REPRESENTATIVE. THE CONTRACTOR SHALL BE RESPONSIBLE FOR DETERMINING THE EXACT LOCATION OF ALL EXISTING UTILITIES WHETHER SHOWN ON THESE PLANS OR NOT, BEFORE COMMENCING WORK, AND SHALL BE FULLY RESPONSIBLE FOR ANY AND ALL DAMAGES WHICH MIGHT BE CAUSED BY THE CONTRACTOR'S FAILURE TO EXACTLY LOCATE AND PRESERVE ANY AND ALL UTILITIES. THE CONTRACTOR SHALL ALSO VERIFY TOPOGRAPHIC INFORMATION PRIOR TO STARTING CONSTRUCTION.
2. THE CONTRACTOR IS RESPONSIBLE FOR ANY DAMAGE CAUSED DURING CONSTRUCTION TO PUBLIC PROPERTY, PRIVATE PROPERTY OR UTILITIES.
3. CONTRACTOR SHALL OBTAIN ANY NECESSARY WORK IN RIGHT OF WAY, EXCAVATION, DRIVEWAY, UTILITY CONNECTION, PLUGGING AND ABANDONMENT PERMITS PRIOR TO CONSTRUCTION.
4. THE CONTRACTOR SHALL SUBMIT SHOP DRAWINGS FOR REVIEW BY THE ENGINEER, PRIOR TO PLACING AN ORDER OF ANY SUCH ITEM.
5. EXISTING TOPOGRAPHIC INFORMATION IS BASED ON FIELD OBSERVATIONS AND/OR PLAN OF RECORD DRAWINGS. CONTRACTOR SHALL VERIFY TOPOGRAPHIC INFORMATION PRIOR TO STARTING CONSTRUCTION.
6. RIGHT OF WAY (ROW) AND PROPERTY LINES ARE APPROXIMATE. CONTRACTOR SHALL BE RESPONSIBLE FOR PROTECTING EXISTING PROPERTY CORNER MONUMENTATION. ANY MONUMENTS DISTURBED BY CONTRACTOR SHALL BE REPLACED AT THE CONTRACTORS EXPENSE.
7. CONTRACTOR SHALL COORDINATE WITH DRY UTILITY COMPANY'S REGARDING ANY POTENTIAL CONFLICTS AND COORDINATE RELOCATIONS AS MAY BE REQUIRED. CONTRACTOR SHALL ALSO COORDINATE THE PROPOSED INSTALLATION OF NEW FACILITIES AS REQUIRED.

DEMOLITION NOTES:

1. CONTRACTOR SHALL KEEP ALL CITY STREETS FREE AND CLEAR OF CONSTRUCTION RELATED DIRT/DUST/DEBRIS.
2. COORDINATE EXISTING UTILITY REMOVAL/ABANDONMENT WITH LOCAL AUTHORITIES AND UTILITY COMPANIES HAVING JURISDICTION.
3. ALL SAWCUTTING SHALL BE FULL DEPTH TO PROVIDE A CLEAN EDGE TO MATCH NEW CONSTRUCTION. MATCH EXISTING ELEVATIONS AT POINTS OF CONNECTION FOR NEW AND EXISTING PAVEMENT, CURB, SIDEWALKS, ETC. ALL SAWCUT LOCATIONS SHOWN ARE APPROXIMATE AND MAY BE FIELD ADJUSTED TO ACCOMMODATE CONDITIONS, JOINTS, MATERIAL TYPE, ETC. REMOVE MINIMUM AMOUNT NECESSARY FOR INSTALLATION OF PROPOSED IMPROVEMENTS.
4. CONTRACTOR SHALL PROVIDE AND SHALL BE RESPONSIBLE FOR ANY NECESSARY TRAFFIC CONTROL SIGNAGE AND SAFETY MEASURES DURING DEMOLITION AND CONSTRUCTION OPERATIONS WITHIN OR NEAR THE PUBLIC ROADWAY.
5. COORDINATE TREE REMOVAL WITH LANDSCAPE ARCHITECT. ALL TREES TO BE REMOVED SHALL BE REMOVED IN THEIR ENTIRETY AND STUMPS SHALL BE GROUND TO 12" BELOW PROPOSED SUBGRADE.
6. IF APPLICABLE, PROVIDE TREE PROTECTION FENCING PRIOR TO CONSTRUCTION OPERATIONS. MAINTAIN THROUGHOUT CONSTRUCTION.
7. ALL LIGHT POLES TO BE REMOVED FROM PRIVATE PROPERTY SHALL BE REMOVED IN THEIR ENTIRETY, INCLUDING BASE AND ALL APPURTENANCES. COORDINATE ABANDONMENT OF ELECTRICAL LINES WITH ELECTRICAL ENGINEER AND OWNER PRIOR TO DEMOLITION.
8. CONTRACTOR SHALL CLOSE ALL ABANDONED DRIVEWAYS BY REPLACING THE CURB IN FRONT OF THE DRIVEWAYS AND RESTORING THE TERRACE WITH GRASS.
9. CONTRACTOR SHALL OBTAIN ANY NECESSARY DEMOLITION AND UTILITY PLUGGING PERMITS.
10. ANY DAMAGE TO THE CITY PAVEMENT, INCLUDING DAMAGE RESULTING FROM CURB REPLACEMENT, WILL REQUIRE RESTORATION IN ACCORDANCE WITH THE CITY ENGINEERING PATCHING CRITERIA.

SURVEY LEGEND

- BENCHMARK
- FOUND CHISELED "X"
- PUBLIC LAND CORNER AS NOTED
- FOUND NAIL
- FOUND 1" ø IRON PIPE
- FOUND P.K. NAIL
- FOUND 1 1/4" ø IRON ROD
- FOUND 3/4" ø IRON ROD
- SET NAIL

TOPOGRAPHIC SYMBOL LEGEND

- EXISTING BOLLARD
- EXISTING MAILBOX
- EXISTING SIGN (TYPE NOTED)
- EXISTING PARKING METER
- EXISTING CURB INLET
- EXISTING FIELD INLET RECTANGULAR
- EXISTING FIELD INLET
- EXISTING STORM MANHOLE
- EXISTING SANITARY MANHOLE
- EXISTING FIRE HYDRANT
- EXISTING FIRE DEPARTMENT CONNECTION
- EXISTING WATER MAIN VALVE
- EXISTING GAS VALVE
- EXISTING AIR CONDITIONING PEDESTAL
- EXISTING ELECTRIC MANHOLE
- EXISTING ELECTRIC PEDESTAL
- EXISTING LIGHT POLE
- EXISTING TELEPHONE MANHOLE

TOPOGRAPHIC LINEWORK LEGEND

- EXISTING FIBER OPTIC LINE
- EXISTING RETAINING WALL
- EXISTING WOOD FENCE
- EXISTING GAS LINE
- EXISTING UNDERGROUND ELECTRIC LINE
- EXISTING SANITARY FORCE MAIN
- EXISTING SANITARY SEWER LINE
- EXISTING STORM SEWER LINE
- EXISTING WATER MAIN
- EXISTING MAJOR CONTOUR
- EXISTING MINOR CONTOUR
- EXISTING EDGE OF PAVEMENT
- EXISTING EDGE OF GRAVEL
- EXISTING GRAVEL SURFACE
- EXISTING CONCRETE SURFACE
- EXISTING ASPHALT SURFACE

DEMOLITION PLAN LEGEND

- BRICK REMOVAL
- CONCRETE REMOVAL
- RETAINING WALL REMOVAL

SITE PLAN NOTES:

1. CONCRETE TO BE 5" THICK, CONSTRUCTED ON A BASE OF 4" COMPACTED SAND OR CRUSHED STONE.
2. CONCRETE FOR DRIVEWAYS AND SIDEWALK AT DRIVEWAY ENTRANCES SHALL BE 7" THICK, CONSTRUCTED ON A BASE OF 5" COMPACTED SAND OR CRUSHED STONE.
3. ALL DIMENSIONS WITH CURB & GUTTER ARE REFERENCED TO THE FACE OF CURB.
4. CONTRACTOR SHALL DEEP TILL ANY DISTURBED AREAS AFTER CONSTRUCTION IS COMPLETE AND BEFORE RESTORING.
5. CONTRACTOR TO OBTAIN ANY NECESSARY DRIVEWAY CONNECTION, RIGHT OF WAY AND EXCAVATION PERMITS PRIOR TO CONSTRUCTION.
6. ALL ABANDONED DRIVEWAYS ADJACENT TO THE SITE SHALL BE REPLACED WITH CURB AND THE TERRACE SHALL BE RESTORED WITH GRASS.
7. ANY SIDEWALK AND CURB & GUTTER ABUTTING THE PROPERTY SHALL BE REPLACED IF IT IS DAMAGED DURING CONSTRUCTION OR IF THE CITY OF MADISON ENGINEERING DEPARTMENT DETERMINES THAT IT IS NOT AT A DESIRABLE GRADE, REGARDLESS OF WHETHER THE CONDITION EXISTED PRIOR TO BEGINNING CONSTRUCTION.
8. ALL WORK IN THE PUBLIC RIGHT-OF-WAY AND ALL PUBLIC IMPROVEMENTS NECESSARY TO SERVE THE PROJECT ARE TO BE COMPLETED PER THE CITY/DEVELOPER AGREEMENT AND THE CITY ISSUED PLANS, PROJECT _____, CONTRACT _____.
9. THE RIGHT-OF-WAY IS THE SOLE JURISDICTION OF THE CITY OF MADISON AND IS SUBJECT TO CHANGE AT ANYTIME PER THE RECOMMENDATION/PLAN OF TRAFFIC ENGINEERING AND CITY ENGINEERING DIVISIONS.

GRADING NOTES:

1. CONTOURS ARE SHOWN FOR PURPOSES OF INDICATING ROUGH GRADING. FINAL GRADE SHALL BE ESTABLISHED ON PAVED SURFACES BY USING SPOT GRADES ONLY.
2. ALL GRADES SHOWN REFERENCE FINISHED ELEVATIONS.
3. CROSS SLOPE OF SIDEWALKS SHALL BE 2.0% UNLESS OTHERWISE NOTED.
4. LONGITUDINAL GRADE OF SIDEWALK RAMPS SHALL NOT EXCEED 8.33% (1:12) AND SHALL BE IN ACCORDANCE WITH ADA REQUIREMENTS.
5. LONGITUDINAL GRADE OF SIDEWALK SHALL NOT EXCEED 5.0% OR THE ADJACENT STREET GRADE WHICHEVER IS GREATER.
6. ACCESSIBLE ROUTES SHALL BE 5.0% MAX LONGITUDINAL SLOPE AND 1.5% MAX CROSS SLOPE. ACCESSIBLE LOADING AREAS OR LANDINGS SHALL BE 2.0% MAX SLOPE IN ANY DIRECTION. RAMPS SHALL BE 8.33% MAX SLOPE.
7. NO LAND DISTURBANCE ACTIVITIES SHALL BEGIN UNTIL ALL EROSION CONTROL BMP'S ARE INSTALLED.
8. SEE DETAIL SHEETS FOR EROSION CONTROL NOTES AND CONSTRUCTION SEQUENCE.

GRADING LEGEND

- EXISTING MAJOR CONTOURS
- EXISTING MINOR CONTOURS
- PROPOSED MAJOR CONTOURS
- PROPOSED MINOR CONTOURS
- DITCH CENTERLINE
- SILT FENCE
- DISTURBED LIMITS
- BERM
- DRAINAGE DIRECTION
- PROPOSED SLOPE ARROWS
- EXISTING SPOT ELEVATIONS
- PROPOSED SPOT ELEVATIONS
- STONE WEEPER
- VELOCITY CHECK
- INLET PROTECTION
- EROSION MAT CLASS I, TYPE A
- EROSION MAT CLASS II, TYPE B
- EROSION MAT CLASS III, TYPE C
- EROSION MAT CLASS II, TYPE A
- TRACKING PAD
- RIP RAP

PROPOSED UTILITY LEGEND

- STORM SEWER PIPE
- STORM SEWER MANHOLE
- STORM SEWER ENDWALL
- STORM SEWER CURB INLET
- STORM SEWER CURB INLET W/MANHOLE
- STORM SEWER FIELD INLET
- ROOF DRAIN CLEANOUT
- SANITARY SEWER PIPE (GRAVITY)
- SANITARY SEWER PIPE (FORCE MAIN)
- SANITARY SEWER LATERAL PIPE
- SANITARY SEWER MANHOLE
- SANITARY SEWER CLEANOUT
- WATER MAIN
- WATER SERVICE LATERAL PIPE
- FIRE HYDRANT
- WATER VALVE
- CURB STOP
- WATER VALVE MANHOLE
- PROPOSED PIPE INSULATION
- GAS MAIN
- ELECTRIC SERVICE

ABBREVIATIONS

STMH – STORM MANHOLE
FI – FIELD INLET
CI – CURB INLET
CB – CATCH BASIN
EW – ENDWALL
SMH – SANITARY MANHOLE

UTILITY NOTES:

1. CONTRACTOR SHALL OBTAIN ANY NECESSARY WORK IN RIGHT OF WAY, EXCAVATION, UTILITY CONNECTION, PLUGGING AND ABANDONMENT PERMITS PRIOR TO CONSTRUCTION.
2. CONTRACTOR TO VERIFY EXISTING UTILITY LOCATIONS AND ELEVATIONS PRIOR TO STARTING WORK.
3. SANITARY & STORM SEWER LENGTHS SHOWN ARE FROM CENTER OF STRUCTURE TO CENTER OF STRUCTURE. STORM SEWER END SECTIONS ARE INCLUDED IN THE LENGTH AND SLOPE OF THE PIPE.
4. CONTRACTOR SHALL INVESTIGATE ALL UTILITY CROSSINGS PRIOR TO CONSTRUCTION AND NOTIFY ENGINEER OF ANY CONFLICTS.
5. CONTRACTOR SHALL BE RESPONSIBLE FOR ADJUSTING ALL UTILITY STRUCTURES TO FINISHED GRADE (MANHOLE RIMS, WATER VALVES, AND CURB STOPS), IF NECESSARY.
6. FOR ALL SEWER AND WATER MAIN CROSSINGS: PROVIDE MINIMUM 18" SEPARATION WHEN WATER MAIN CROSSES BELOW SEWER AND MINIMUM 6" SEPARATION WHEN WATER MAIN CROSSES ABOVE SEWER.
7. IF DEWATERING OPERATIONS EXCEED 70 GALLONS PER MINUTE OF PUMPING CAPACITY, A DEWATERING WELL PERMIT SHALL BE OBTAINED PRIOR TO STARTING ANY DEWATERING ACTIVITIES.
8. A COPY OF THE APPROVED UTILITY PLANS, SPECIFICATIONS AND PLUMBING PERMIT APPROVAL LETTER SHALL BE ON-SITE DURING CONSTRUCTION AND OPEN TO INSPECTION BY AUTHORIZED REPRESENTATIVES OF THE DEPARTMENT OF SAFETY AND PROFESSIONAL SERVICES AND OTHER LOCAL INSPECTORS.
9. PROPOSED UTILITY SERVICE LINES SHOWN ARE APPROXIMATE. COORDINATE THE EXACT LOCATIONS WITH THE PLUMBING DRAWINGS. COORDINATE THE LOCATION WITH THE PLUMBING CONTRACTOR AND/OR OWNER'S CONSTRUCTION REPRESENTATIVE PRIOR TO INSTALLATION OF ANY NEW UTILITIES.
10. STORM BUILDING SEWER PIPE SHALL CONFORM TO ONE OF THE STANDARDS LISTED IN TABLE 384.30-6 OF SPS 384.30(3)(c).
11. UNDERGROUND DRAIN AND VENT PIPE/TUBING SHALL CONFORM TO ONE OF THE STANDARDS LISTED IN TABLE 384.30-2 OF SPS 384.30(2).
12. PRIVATE WATER SERVICES AND PRIVATE WATER MAINS SHALL CONFORM TO ONE OF THE STANDARDS LISTED IN TABLE 384.30-7 OF SPS 384.30(4)(d).
13. PRIVATE SANITARY SEWER AND LATERALS SHALL BE POLYVINYL CHLORIDE (PVC) ASTM D3034 – SDR 35 OR APPROVED EQUAL MATERIAL THAT CONFORMS TO ONE OF THE STANDARDS LISTED IN TABLE 384.30-3 OF SPS 384.30(2)(c).
14. A MEANS TO LOCATE BURIED UNDERGROUND EXTERIOR NON METALLIC SEWERS/MAINS AND WATER SERVICES/MAINS MUST BE PROVIDED WITH TRACER WIRE OR OTHER METHODS IN ORDER TO BE LOCATED PER SPS 382.10(11)(h) AND SPS 382.40(8)(k).
15. EXTERIOR WATER SUPPLY PIPING SETBACKS AND CROSSINGS SHALL BE IN ACCORDANCE WITH SPS 382.40(8)(b.).
16. NO PERSON MAY ENGAGE IN PLUMBING WORK IN THE STATE UNLESS LICENSED TO DO SO BY THE DEPARTMENT OF SAFETY AND PROFESSIONAL SERVICES PER S.145.06.
17. SITE CONTRACTOR SHALL LEAVE SANITARY AND WATER LATERALS FIVE (5) FEET SHORT (HORIZONTALLY) FROM THE BUILDING. BUILDING PLUMBER SHALL VERIFY SIZE, LOCATION, AND INVERT ELEVATION OF PROPOSED SANITARY AND WATER LATERALS.
18. IT IS THE CONTRACTOR'S RESPONSIBILITY TO VERIFY THAT THE EXISTING VALVES WILL HOLD THE PRESSURE TEST PRIOR TO CONNECTION. THE CITY IS NOT RESPONSIBLE FOR ANY COSTS INCURRED DUE TO THE CONTRACTOR NOT VERIFYING THAT THE EXISTING VALVE WILL HOLD THE PRESSURE TEST PRIOR TO CONNECTION. IF A NEW VALVE IS REQUIRED, THE APPLICANT WILL BE REQUIRED TO INSTALL ONE AT THEIR EXPENSE, AT THE POINT OF CONNECTION.
19. CONTRACTOR TO CHLORINATE AND BACTERIA TEST BEFORE DOMESTIC SUPPLY PURPOSES
20. CLEAN OUT ALL EXISTING AND PROPOSED STORM INLETS AND CATCH BASINS AT THE COMPLETION OF CONSTRUCTION.
21. SANITARY SEWER MAIN AT BURY DEPTHS GREATER THAN 15' SHALL BE SDR 21. ALL OTHER SANITARY SEWER MAIN SHALL BE SDR 26.
22. CONTRACTOR SHALL COORDINATE WITH DRY UTILITY COMPANY'S REGARDING ANY POTENTIAL CONFLICTS AND COORDINATE RELOCATIONS AS MAY BE REQUIRED. CONTRACTOR SHALL ALSO COORDINATE THE PROPOSED INSTALLATION OF NEW FACILITIES AS REQUIRED.
23. ALL WATER MAIN AND SERVICES SHALL BE INSTALLED AT A MINIMUM DEPTH OF 6.5' FROM TOP OF FINISHED GRADE ELEVATION TO TOP OF MAIN. PROVIDE 1.5' CLEAR SEPARATION IF WATER CROSSES BELOW SEWER AND MINIMUM 0.5' IF WATER CROSSES ABOVE.
24. SANITARY MANHOLES WITH SEWER MAIN CONNECTIONS GREATER THAN 2' ABOVE THE LOWEST INVERT SHALL BE CONSTRUCTED WITH AN EXTERNAL DROP. MANHOLES WITH SEWER LATERAL CONNECTIONS GREATER THAT 2' ABOVE THE LOWEST INVERT SHALL BE CONSTRUCTED WITH AN INTERNAL DROP.
25. INSTALL 1 SHEET OF 4'x8'x4" HIGH DENSITY STYROFOAM INSULATION AT ALL LOCATIONS WHERE STORM SEWER CROSSES WATER MAIN OR WATER LATERALS.

SITE PLAN LEGEND

- PROPERTY BOUNDARY
- CURB AND GUTTER
- PROPOSED CONCRETE
- PROPOSED LIGHT-DUTY ASPHALT
- PROPOSED HEAVY-DUTY ASPHALT
- PROPOSED SIGN
- PROPOSED LIGHT POLE

ABBREVIATIONS

TC – TOP OF CURB
FF – FINISHED FLOOR
FL – FLOW LINE
SW – TOP OF WALK
TW – TOP OF WALL
BW – BOTTOM OF WALL

NOT FOR CONSTRUCTION

vierbicher planners engineers advisors

NOTES & LEGENDS

THE MOMENT
CITY OF MADISON
DANE COUNTY, WI

REVISIONS	NO.	DATE	REMARKS

REVISIONS	NO.	DATE	REMARKS

DATE 04/10/2023
DRAFTER BHAN
CHECKED JLIL
PROJECT NO. 210372

C-1

04 Apr 2023 - 8:15a M:\T Wall Enterprises LLC\210372_131 W Wilson St\CADD\210372_Title&Notes&Details.dwg by: bhan

© Vierbicher Associates, Inc.

SITE BENCHMARKS

1. ARROW BOLT ON FIRE HYDRANT LOCATED ON THE NORTHWEST SIDE OF W. WILSON STREET 110'± SOUTHWEST OF THE PARCELS SURVEYED. ELEV = 868.92

2. TAG BOLT ON FIRE HYDRANT LOCATED ON THE NORTHWEST SIDE OF W. WILSON STREET DIRECTLY ACROSS FROM THE PARCELS SURVEYED. ELEV = 876.62

3. TAG BOLT ON FIRE HYDRANT LOCATED ON THE NORTHWEST SIDE OF W. WILSON STREET 260'± NORTHEAST OF THE PARCELS SURVEYED. ELEV = 888.90

EXISTING CONDITIONS NOTES:

1. THIS MAP IS REFERENCED TO THE WISCONSIN COUNTY COORDINATE SYSTEM – DANE COUNTY. ELEVATIONS ARE BASED UPON THE NORTH AMERICAN VERTICAL DATUM OF 1988 (NAVD 88).
2. ALL DRY UNDERGROUND UTILITIES HAVE BEEN LOCATED PER MARKINGS PLACED ON THE GROUND. MARKINGS ARE PER DIGGER'S HOTLINE TICKET 20214410036, 20214410041, 20214410046 AND 20224405830. VIERBICHER DOES NOT WARRANT THE LOCATIONS MARKED OR MAPPED BY OTHERS.
3. THIS MAP IS BASED ON FIELD SURVEY WORK PERFORMED ON OCTOBER 28 & 30, AND NOVEMBER 1 & 17, 2021 FOR 131 W. WILSON SITE. ANY CHANGES IN SITE CONDITIONS OR UTILITIES AFTER NOVEMBER 17, 2021 FOR 131 W. WILSON SITE ARE NOT REFLECTED ON THIS SURVEY. THE 121 W. WILSON PORTION OF THIS MAP IS BASED ON FIELD SURVEY WORK PERFORMED ON OCTOBER 28 & 31, 2022. ANY CHANGES IN SITE CONDITIONS OR UTILITIES AFTER OCTOBER 31, 2022 FOR 121 W. WILSON SITE ARE NOT REFLECTED ON THIS SURVEY.
4. THIS SURVEY FOR THE 131 W. WILSON PORTION WAS PREPARED BASED UPON INFORMATION PROVIDED IN THE TITLE COMMITMENT NO. NCS–1093378–MAD, DATED OCTOBER 11, 2021 AT 7:30A.M. FROM FIRST AMERICAN TITLE INSURANCE COMPANY NATIONAL COMMERCIAL SERVICES, 25 WEST MAIN STREET, SUITE 400, MADISON, WI 53703.
5. NO ATTEMPT HAS BEEN MADE AS A PART OF THIS SURVEY TO OBTAIN OR SHOW DATA CONCERNING CONDITION, OR CAPACITY OF ANY UTILITY OR MUNICIPAL/PUBLIC SERVICE FACILITY. FOR INFORMATION REGARDING THESE UTILITIES CONTACT THE APPROPRIATE AGENCIES.
6. SURVEYOR HAS MADE NO INVESTIGATION OR INDEPENDENT SEARCH FOR EASEMENTS OR RECORD, ENCUMBRANCES, RESTRICTIVE COVENANTS, OR OWNERSHIP TITLE EVIDENCE.

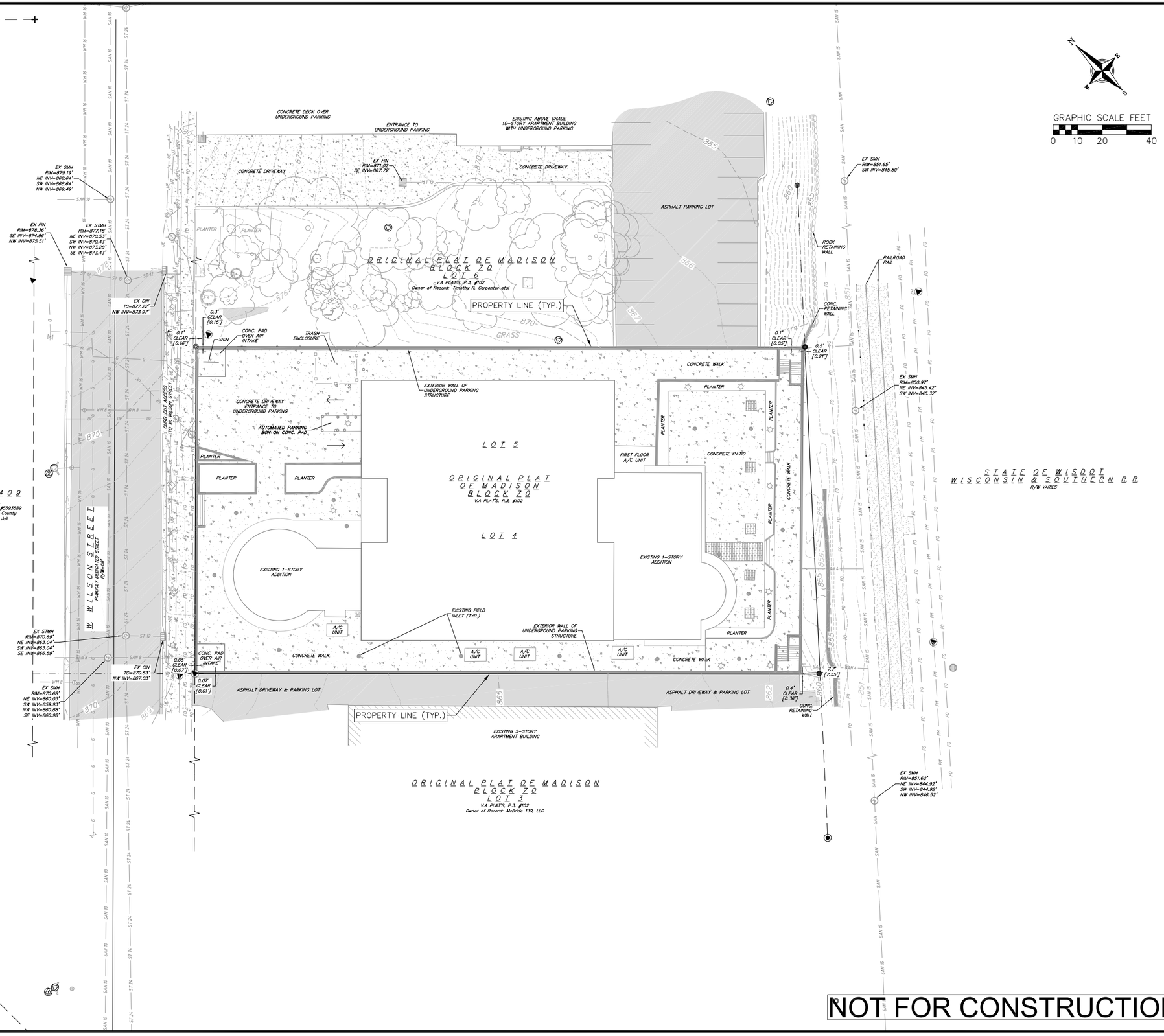

NOT FOR CONSTRUCTION

vierbicher
planners | engineers | advisors
Phone: (800) 261-3898

EXISTING CONDITIONS
THE MOMENT
CITY OF MADISON
DANE COUNTY, WI

REVISIONS			
NO.	DATE	REMARKS	
NO.	DATE	REMARKS	

DATE 04/10/2023
DRAFTER BHAN/MKRI
CHECKED JLIL
PROJECT NO. 210372

C-2

04 Apr 2023 - 8:11a M:\T Wall Enterprises LLC\210372_131 W Wilson St\CADD\210372_Excon.dwg by: bhan

© Vierbicher Associates, Inc.

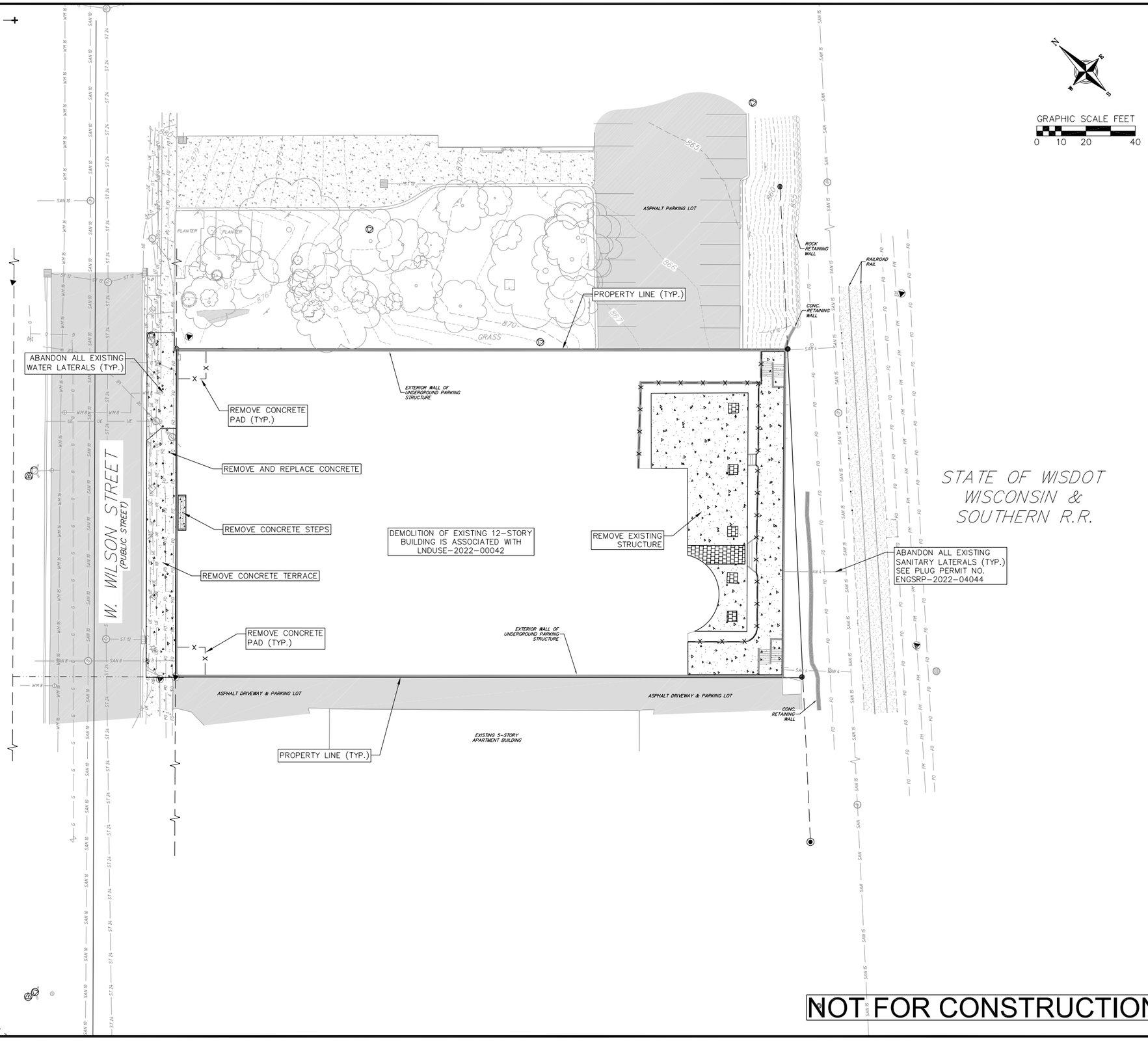

NOT FOR CONSTRUCTION

vierbicher
planners | engineers | advisors
Phone: (800) 261-3898

DEMOLITION PLAN

THE MOMENT
CITY OF MADISON
DANE COUNTY, WI

REVISIONS			
NO.	DATE	REMARKS	

REVISIONS			
NO.	DATE	REMARKS	

DATE 04/10/2023
DRAFTER BHAN
CHECKED JLIL
PROJECT NO. 210372

C-3

04 Apr 2023 - 8:12a M:\T Wall Enterprises LLC\210372_131 w Wilson St\CADD\210372_Excon.dwg by: bhan

© Vierbicher Associates, Inc.

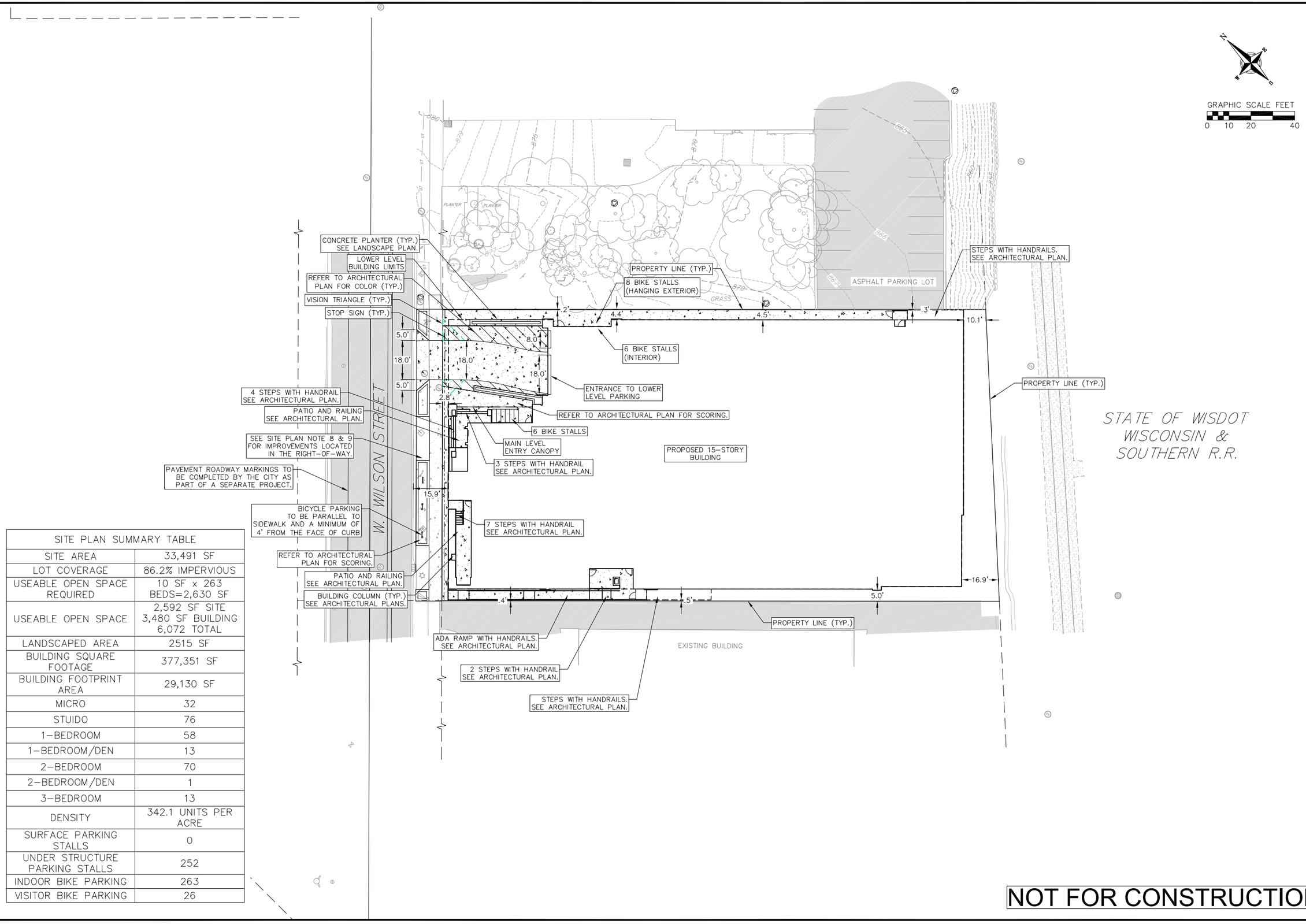

SITE PLAN SUMMARY TABLE	
SITE AREA	33,491 SF
LOT COVERAGE	86.2% IMPERVIOUS
USEABLE OPEN SPACE REQUIRED	10 SF x 263 BEDS=2,630 SF
USEABLE OPEN SPACE	2,592 SF SITE 3,480 SF BUILDING 6,072 TOTAL
LANDSCAPED AREA	2515 SF
BUILDING SQUARE FOOTAGE	377,351 SF
BUILDING FOOTPRINT AREA	29,130 SF
MICRO	32
STUIDO	76
1-BEDROOM	58
1-BEDROOM/DEN	13
2-BEDROOM	70
2-BEDROOM/DEN	1
3-BEDROOM	13
DENSITY	342.1 UNITS PER ACRE
SURFACE PARKING STALLS	0
UNDER STRUCTURE PARKING STALLS	252
INDOOR BIKE PARKING	263
VISITOR BIKE PARKING	26

NOT FOR CONSTRUCTION

vierbicher planners engineers advisors

SITE PLAN
THE MOMENT
CITY OF MADISON
DANE COUNTY, WI

REVISIONS
NO. | DATE | REMARKS

REVISIONS
NO. | DATE | REMARKS

DATE 04/10/2023
DRAFTER BHAN
CHECKED JLIL
PROJECT NO. 210372

C-4

04 Apr 2023 - 8:08a M:\T Wall Enterprises LLC\210372_131 W Wilson St\CADD\210372_BoseEng.dwg by: bhan

© Vierbicher Associates, Inc.

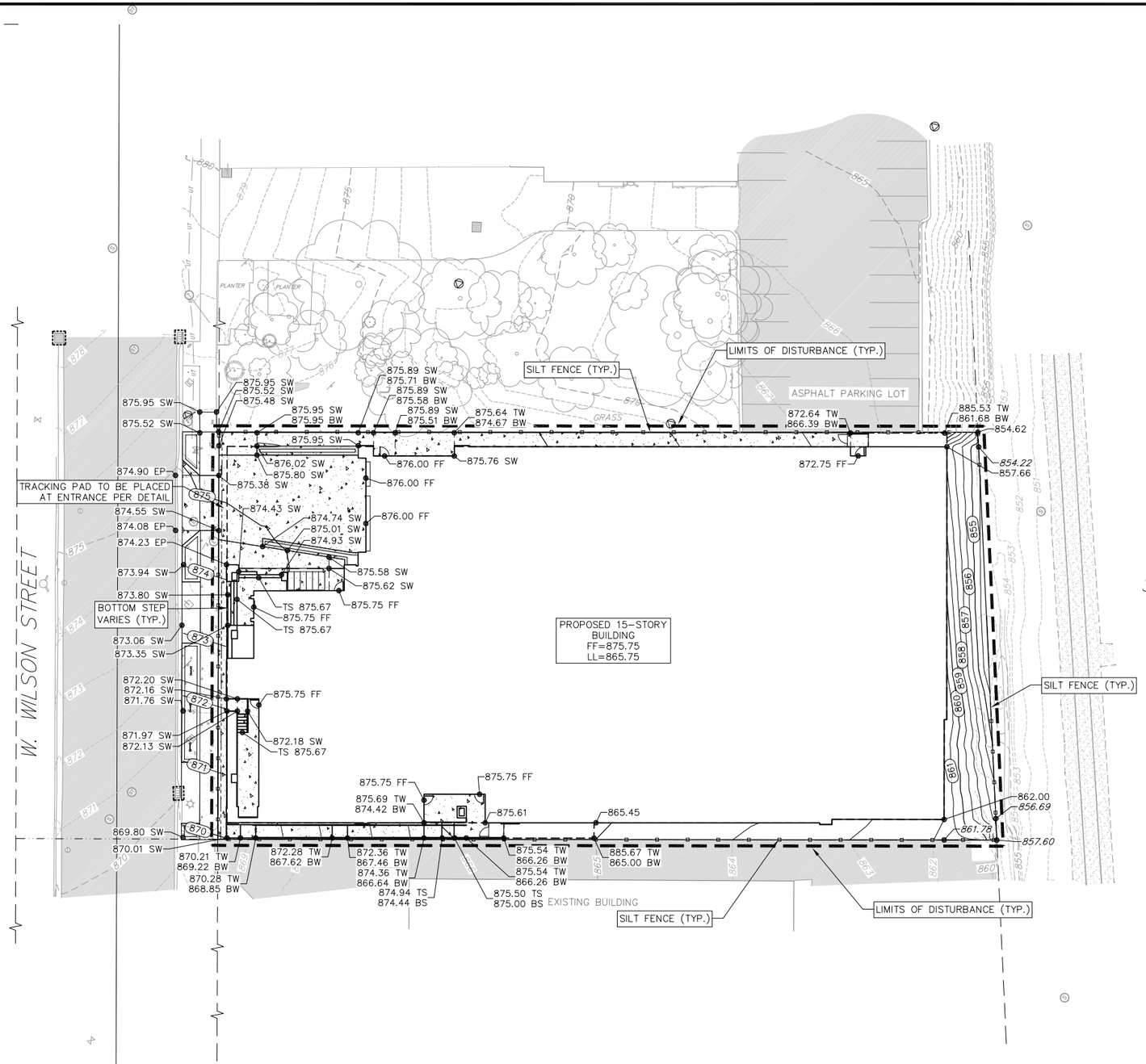

NOT FOR CONSTRUCTION

vierbicher planners engineers advisors

EROSION CONTROL & GRADING PLAN

THE MOMENT
CITY OF MADISON
DANE COUNTY, WI

REVISIONS			
NO.	DATE	REMARKS	

REVISIONS			
NO.	DATE	REMARKS	

DATE 04/10/2023
DRAFTER BHAN
CHECKED JLIL
PROJECT NO. 210372

C-5

04 Apr 2023 - 8:10a M:\T Wall Enterprises LLC\210372_131 W Wilson St\CADD\210372_BoseEng.dwg by: bhan

© Vierbicher Associates, Inc.

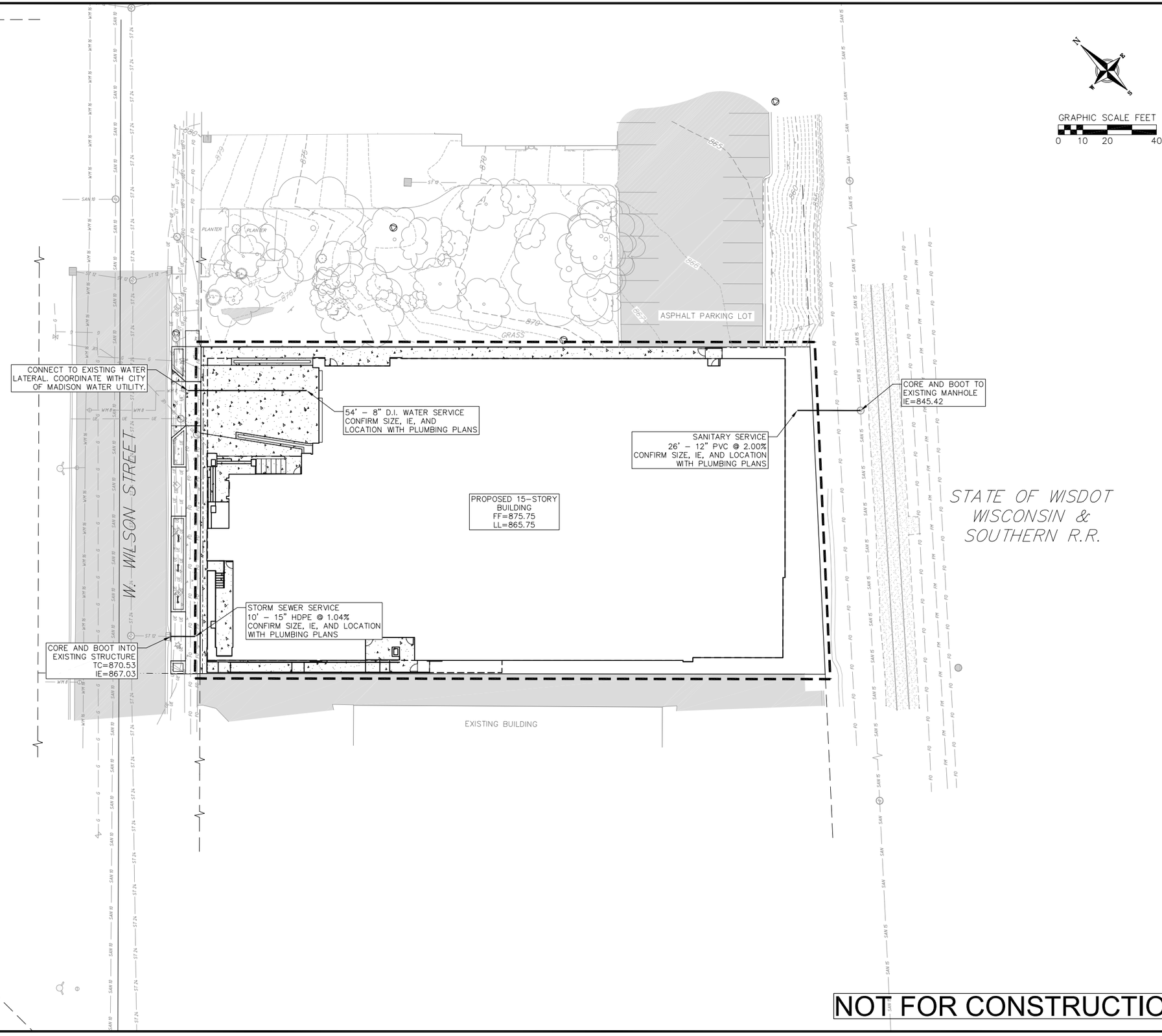

NOT FOR CONSTRUCTION

vierbicher planners engineers advisors

UTILITY PLAN
THE MOMENT
CITY OF MADISON
DANE COUNTY, WI

REVISIONS			
NO.	DATE	REMARKS	

REVISIONS			
NO.	DATE	REMARKS	

DATE 04/10/2023
DRAFTER BHAN
CHECKED JLIL
PROJECT NO. 210372

C-6

04 Apr 2023 - 8:10a M:\T Wall Enterprises LLC\210372_131 W Wilson St\CADD\210372_BoseEng.dwg by: bhan

COLUMNAR TREE
BIKE RACK
COLORED CONCRETE FIELD
ACCENT BAND
LOADING ZONE
BIKE RACK
COLUMNAR TREE
PLANTING
COLORED CONCRETE FIELD
ACCENT BAND
PARKING
CYCLE TRACK
CYCLE TRACK
CONCRETE WALK
PLANTING
CONCRETE WALK
RAISED PORCH
RAISED PLANTER
RAISED PORCH
BOULDER GARDEN
CONCRETE FIELD
BIKE PARKING
COLORED CONCRETE FIELD
CONCRETE DRIVE
PLANTER - SEE ARCH. PLANS
PLANTER - SEE ARCH. PLANS
CONCRETE WALK
STREET PLANTING
ACCENT BAND
BIKE RACK
THE MOMENT

vierbicher planners engineers advisors

design studio

LANDSCAPE AMENITIES PLAN

THE MOMENT
CITY OF MADISON
DANE COUNTY

NO.	DATE	REVISIONS / REMARKS
	03-01-23	UDC Final Submittal

DATE: 10-25-22
DRAWN BY: GQP
CHECKED BY: GQP
PROJECT NO.: 22_TWE_01

L100

© Vierbicher Associates, Inc.

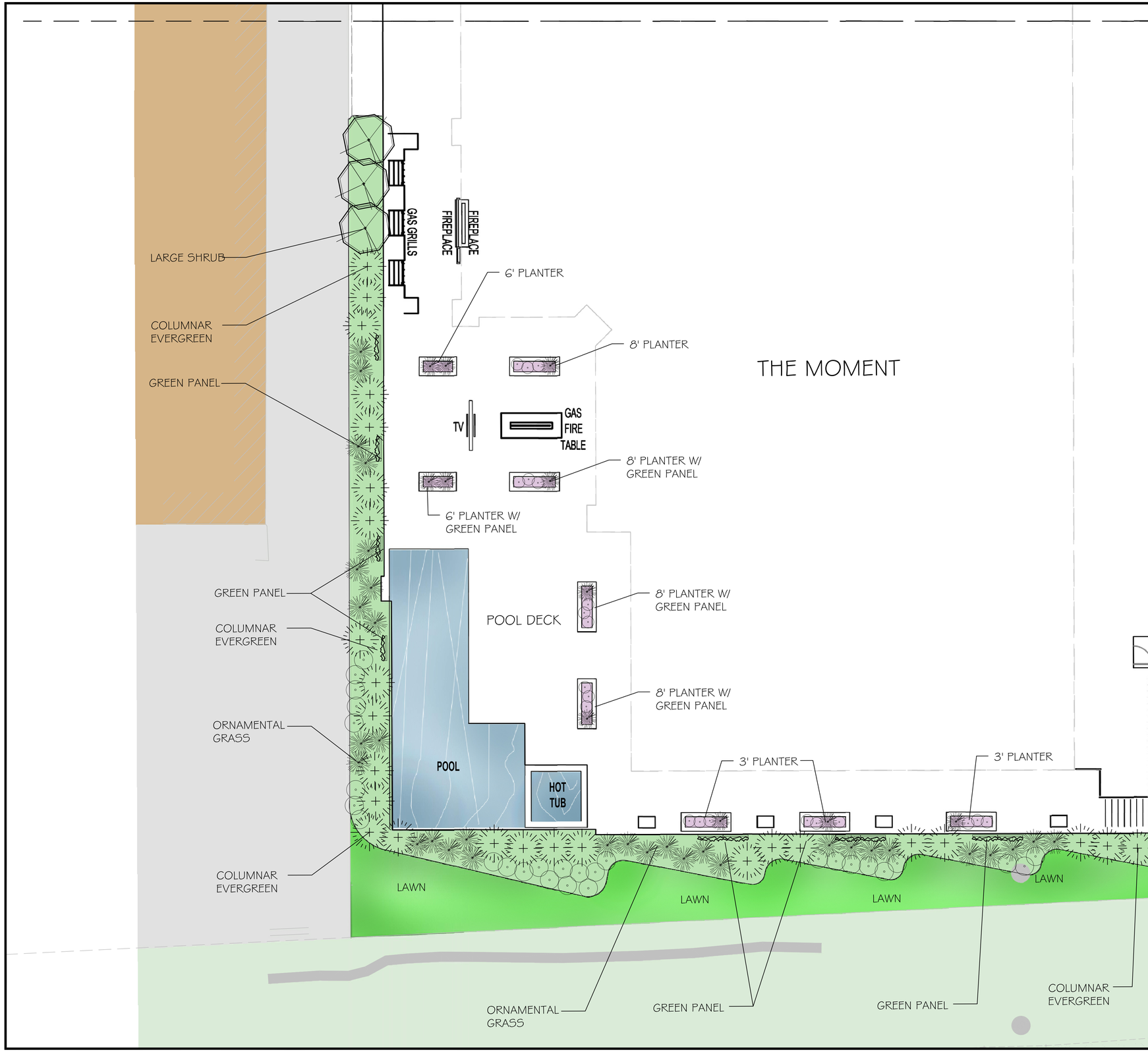


GREEN WALL PANEL

POOL PLANTER

vierbicher
planners | engineers | advisors

eta design studio

LANDSCAPE AMENITIES PLAN

THE MOMENT
CITY OF MADISON
DANE COUNTY

NO.	DATE	REMARKS
03-01-23		UDC Final Submittal

10-25-22

GQP

GQP

22_TWE_01

L200

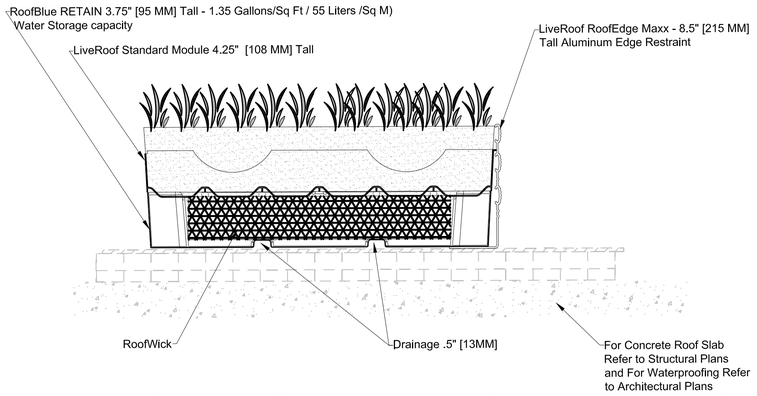



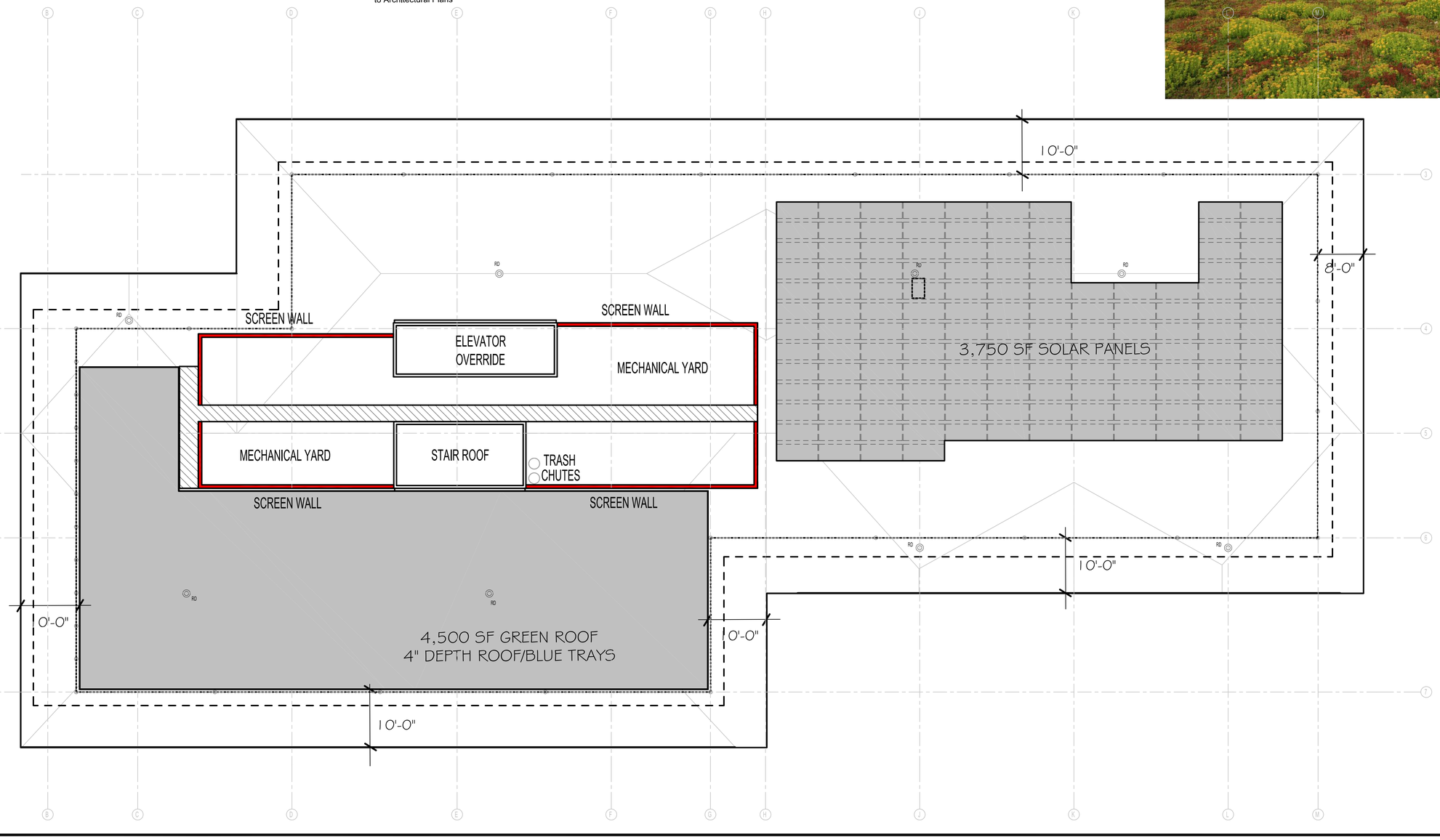

vierbicher planners engineers advisors

design studio

GREEN ROOF PLAN

THE MOMENT
CITY OF MADISON
DANE COUNTY

NO	DATE	REMARKS
	03-01-23	UDC Final Submittal

10-25-22

GQP

GQP

22_TWE_01

L300

© Vierbicher Associates, Inc.

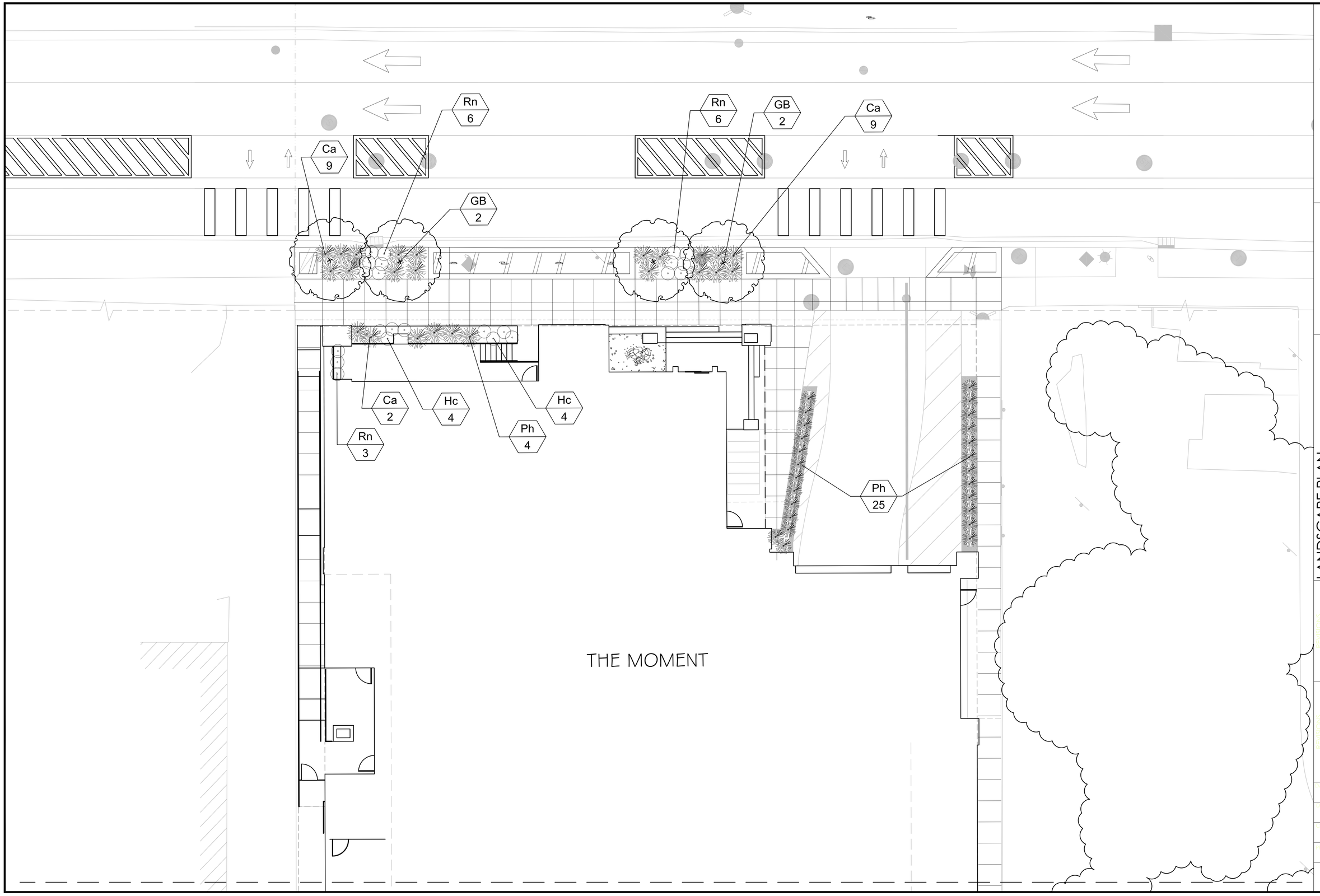

vierbicher
planners | engineers | advisors

eta design studio

LANDSCAPE PLAN

THE MOMENT
CITY OF MADISON
DANE COUNTY

NO.	DATE	REMARKS
	03-01-23	UDC Final Submittal

DATE: 10-25-22
DRAFTER: GQP
CHECKED: GQP
PROJECT NO.: 22_TWE_01

L400

© Vierbicher Associates, Inc.

THE MOMENT

GAS GRILLS
FIREPLACE
FIREPLACE
TV
GAS FIRE TABLE
GREEN PANEL
GREEN PANEL
GREEN PANEL
GREEN PANEL
GREEN PANEL
POOL
HOT TUB
DN

Aa 3
To 3
Ag 2
Pq 1
To 2
Ag 2
Pq 1
To 2
Ca 5
To 3
Hm 5
Ag 5
Pa 3
Jj 4
Ca 2
rf 3
Ca 1
Ph 2
Ph 3
rf 3
Pq 1
Ph 3
mp 6
Ph 3
Pq 1
lp 6
Ca 2
Ca 1
lp 3
Pq 1
Ca 2
Ag 5
Pa 11
Jj 4
Ca 7
Pq 1
To 3
Pq 1
Pa 6
Ag 4
Pq 1
To 2
Pa 3
Ag 5
Jj 3

vierbicher planners engineers advisors

atg design studio

LANDSCAPE PLAN

THE MOMENT
CITY OF MADISON
DANE COUNTY

NO.	DATE	REVISIONS/ REMARKS
	03-01-23	UDC Final Submittal

DATE: 10-25-22
DRAWN BY: GQP
CHECKED BY: GQP
PROJECT NO.: 22_TWE_01

L500

LANDSCAPE PLANT LEGEND

Symbol	Botanical name	Common Name	Size	Root	Quanity	Remarks
SHADE TREES						
GB	Ginko biloba 'Princeton Sentry'	Princeton Sentry Ginko	2" Cal.	B&B		
SHRUBS						
Aa	Amelanchier x grandifloria 'Autumn Brilliance'	Autumn Brilliance Serviceberry	5 gal	B&B		
Hk	Hypericum kalmianum	St. Johns Wort	3 gal	Pot		
Hm	Hydrangea macropylla 'Bailmer'	Endless Summer Hydrangea	3 gal	Pot		
Pa	Perovskia atriplicifolia	Russian Sage	3 gal	Pot		
Rn	Rosa 'Nearly Wild'	Nearly Wild Rose	2 gal	Pot		
EVERGREEN SHRUBS						
Jj	Juniperus x 'JNBlue Select'	Star Power Juniper	6' Ht.	BB		
To	Thuja occidentalis ' Dark Green'	Dark Green Arborvitae	6' Ht.	BB		
GRASSES						
Ca	Calamagrostis acutiflora 'Karl Foerster'	Karl Foerster Feather Reed Grass	1 Gal.	CG		
Ph	Pennisetum alopecuroides 'Hameln'	Dwarf Fountain Grass	2 Gal.	CG		
Ag	Andropogon gerardii	Big Blue Stem	2 Gal.	CG		
PERENNIALS						
lp	Liatrus pyncostachya	Prairie Blazingstar	1 Gal.	CG		
mp	Monarda 'Petite Delight'	Petite Delight Beebalm	1 Gal.	CG		
rf	Rudbeckia fulgida 'Goldstrum'	Goldstrum Black-eyed Susan	1 Gal.	CG		
VINES						
Pq	Parthenocissus quinquefolia	Virginia Creeper	2 Gal.	CG		

Tabulation of Points and Credits

Use the table to indicate the quantity and points for all existing and proposed landscape elements.

Plant Type/ Element	Minimum Size at Installation	Points	Credits/ Existing Landscaping		New/ Proposed Landscaping	
			Quantity	Points Achieved	Quantity	Points Achieved
Overstory deciduous tree	2½ inch caliper measured diameter at breast height (dbh)	35				
Tall evergreen tree (i.e. pine, spruce)	5-6 feet tall	35				
Ornamental tree	1 1/2 inch caliper	15				
Upright evergreen shrub (i.e. arborvitae)	3-4 feet tall	10			27	270
Shrub, deciduous	#3 gallon container size, Min. 12"-24"	3			42	126
Shrub, evergreen	#3 gallon container size, Min. 12"-24"	4				
Ornamental grasses/ perennials	#1 gallon container size, Min. 8"-18"	2			96	192
Ornamental/ decorative fencing or wall	n/a	4 per 10 lineal ft.				
Existing significant specimen tree	Minimum size: 2 ½ inch caliper dbh. *Trees must be within developed area and cannot comprise more than 30% of total required points.	14 per caliper inch dbh. Maximum points per tree: 200				
Landscape furniture for public seating and/or transit connections	* Furniture must be within developed area, publically accessible, and cannot comprise more than 5% of total required points.	5 points per "seat"			9	45
Sub Totals						

Total Number of Points Provided 633

* As determined by ANSI, ANLA- American standards for nursery stock. For each size, minimum plant sizes shall conform to the specifications as stated in the current American Standard for Nursery Stock.

(a)For all lots except those described in (b) and (c) below, five (5) landscape points shall be provided for eachthree hundred (300) square feet of developed area.
Total square footage of developed area 31,100
Total landscape points required 515

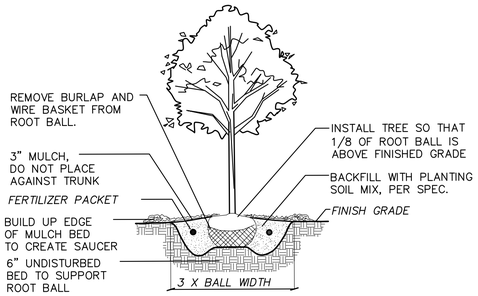

1 B&B TREE PLANTING DETAIL
NTS

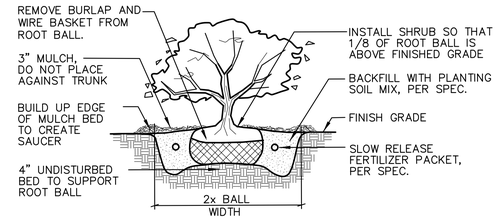

2 SHRUB PLANTING DETAIL
NTS

LANDSCAPE CONSTRUCITON NOTES:
1. Contractor to protect all trees form damage during construction. Any trees damaged during construction will be replaced in kind at the expense of the contractor.

2. Contractor shall contact City Forestry at (608) 266-4816 to schedule inspection and approval of nursery tree stock and review planting specifications with the landscaper at least one week prior to street tree planting.

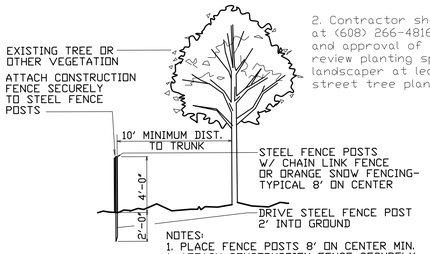

3 TREE PROTECTION DETAIL
NTS

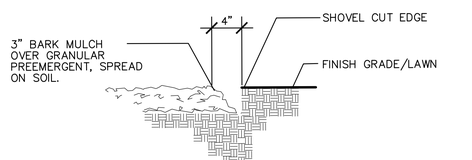

4 BARK MULCH/SHOVEL CUT EDGE DETAIL
NTS

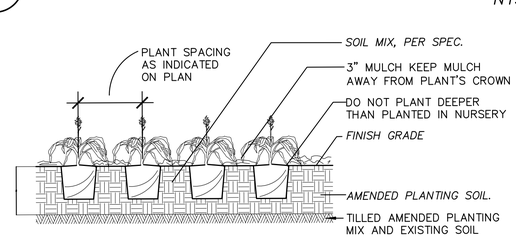

5 GROUNDCOVER / PERENNIAL PLANTING DETAIL
NTS

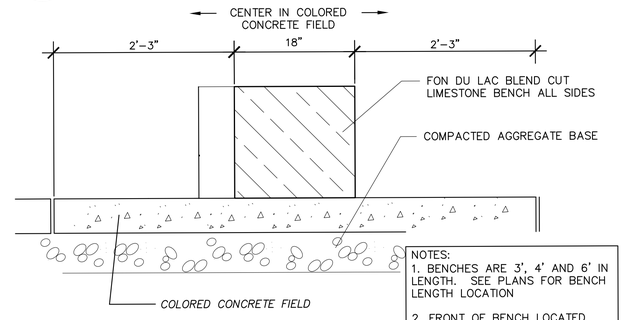

6 CUT LIMESTONE BENCH
NTS

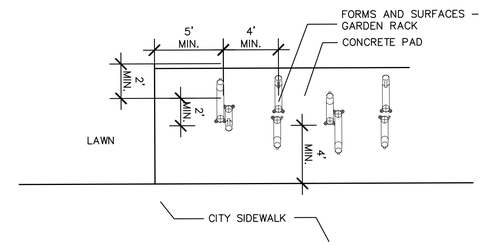

7 BIKE RACK ON CONCRETE PAD – PLAN
NTS

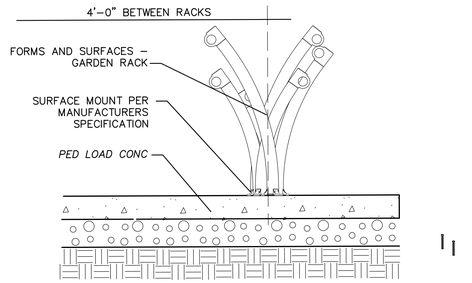

8 BIKE RACK ON EXISTING PAVING – ELEVATION
NTS

© Vierbicher Associates, Inc.

vierbicher planners engineers advisors

atg design studio

LANDSCAPE DETAIL
THE MOMENT
CITY OF MADISON
DANE COUNTY

NO.	DATE	REVISIONS/ISSUANCE
	03-01-23	UDC Final Submittal

10-25-22
DESIGNED GQP
DRAWN GQP
PROJECT 22_TWE_01

L600

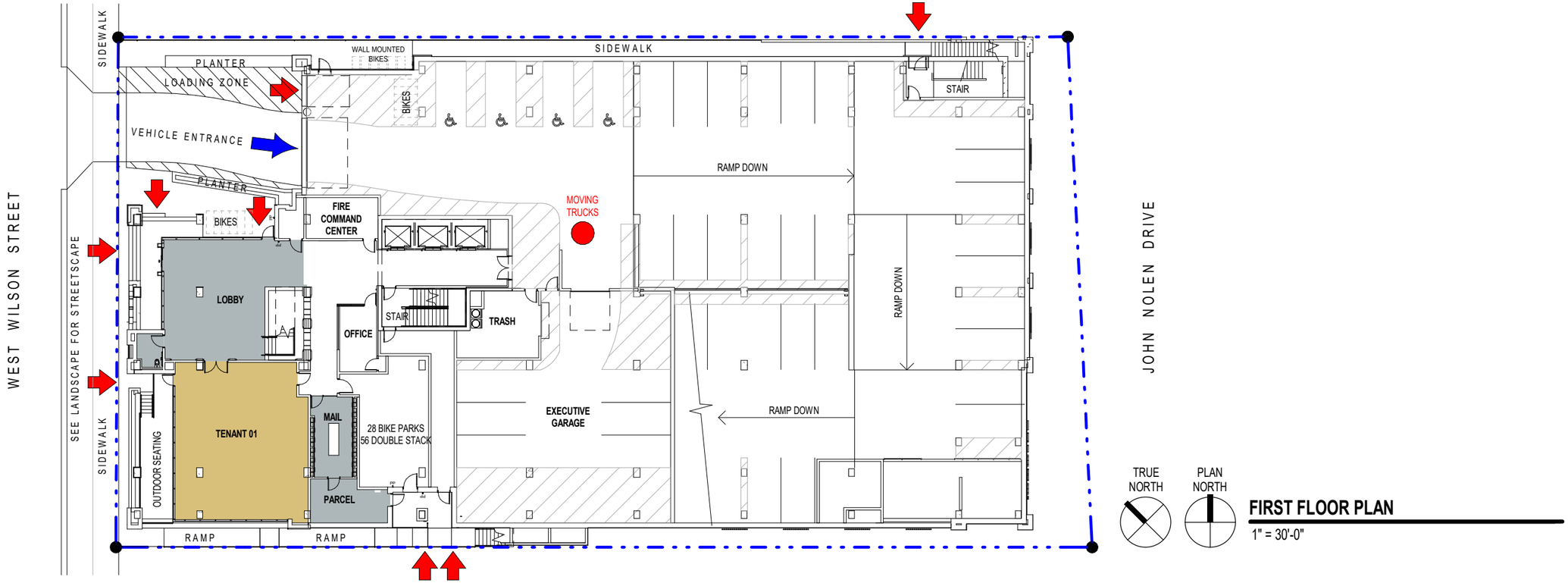

TRUE NORTH

PLAN NORTH

FIRST FLOOR PLAN

1" = 30'-0"

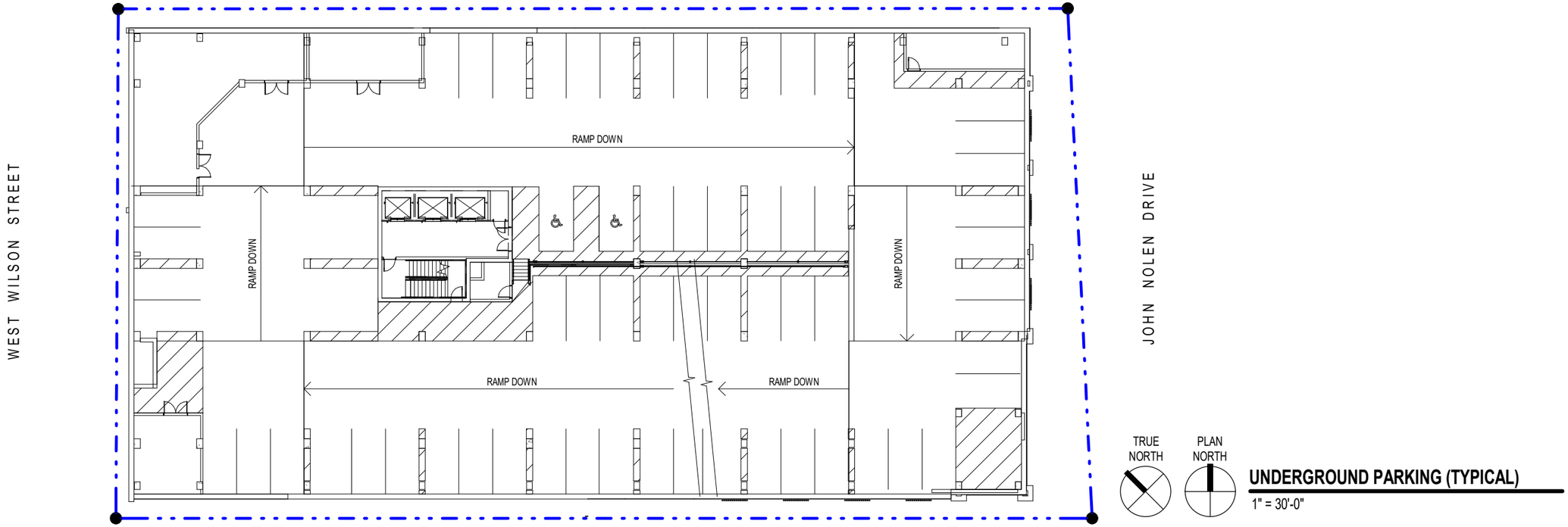

TRUE NORTH

PLAN NORTH

UNDERGROUND PARKING (TYPICAL)

1" = 30'-0"

3RD - 15TH FLOOR

1" = 30'-0"

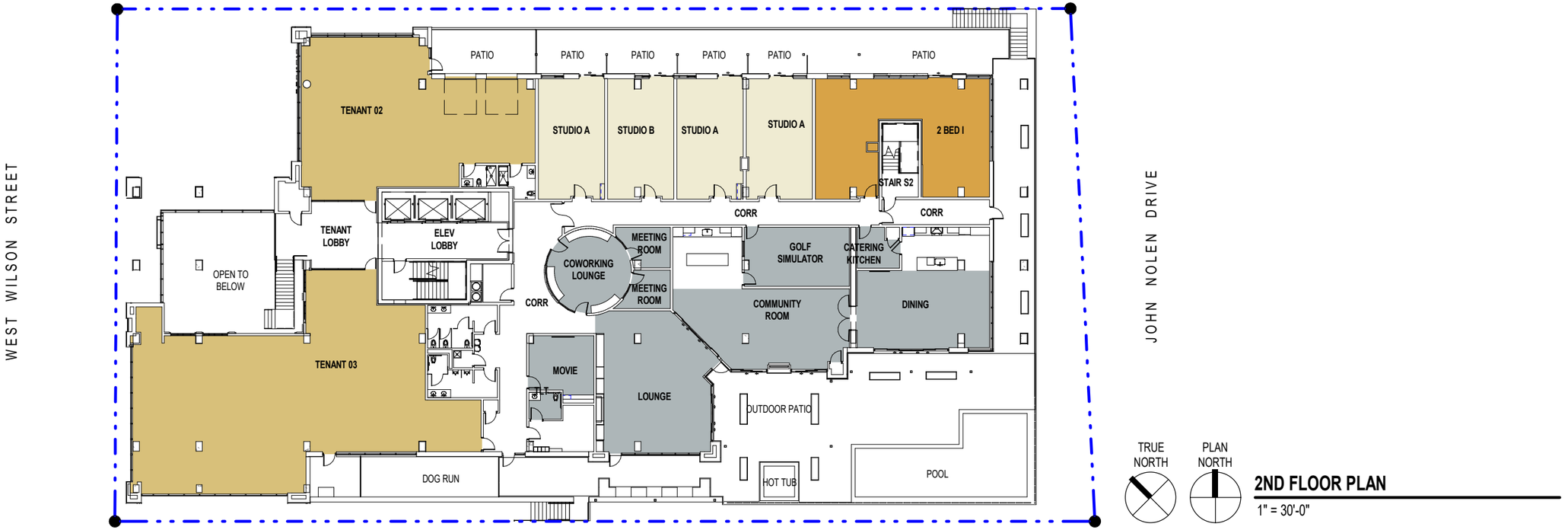

2ND FLOOR PLAN

1" = 30'-0"

PLUNKETT RAYSICH
ARCHITECTS, LLP

THE MOMENT VIEW FROM WEST WILSON STREET 04.10.2023

THE MOMENT VIEW FROM WEST WILSON STREET 04.10.2023

THE MOMENT VIEW FROM WEST WILSON STREET 04.10.2023

PLUNKETT RAYSICH ARCHITECTS LLP

THE MOMENT VIEW OF OUTDOOR POOL 04.10.2023

Accent Glass

Typical Glass




prd
PLUNKETT RAYSICH
ARCHITECTS, LLP

CAPITOL VIEW PRESERVATION LIMIT
ROOF PLAN
NORTH ELEVATION

prd
PLUNKETT RAYSICH
ARCHITECTS, LLP

CAPITOL VIEW PRESERVATION LIMIT
ROOF PLAN
NORTH ELEVATION





EXTERIOR MATERIALS LEGEND

1 Cast Stone
2 Metal Wall Panel (color: Light National Walnut)
3 Aluminum Composite Material (ACM) Wall Panel
4 Metal Wall Panel (color 1: Dark Bronze)
5 Metal Wall Panel (color 2: Medium Bronze)
6 Metal Wall Panel (color 3: Champagne)
7 Vision Glass "A" - All of 1st Floor and 2nd to 15 Floor
8 Vision Glass "B" - Accent glass 2nd Floor to 15th Floor

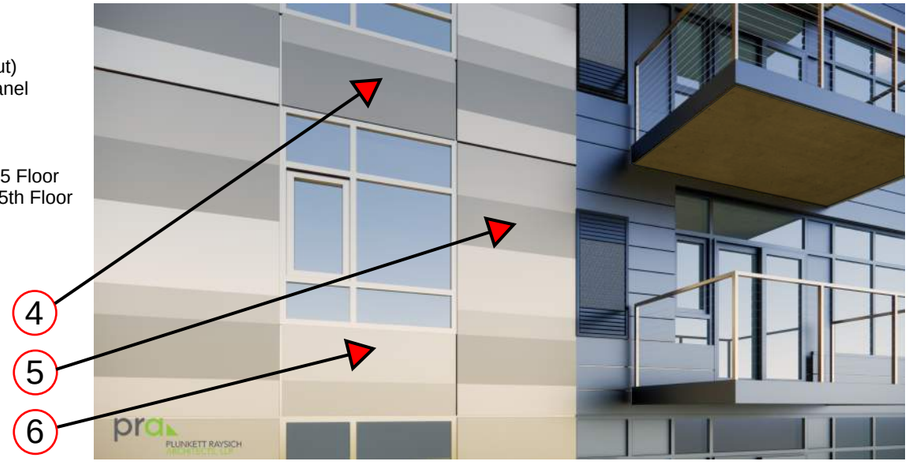

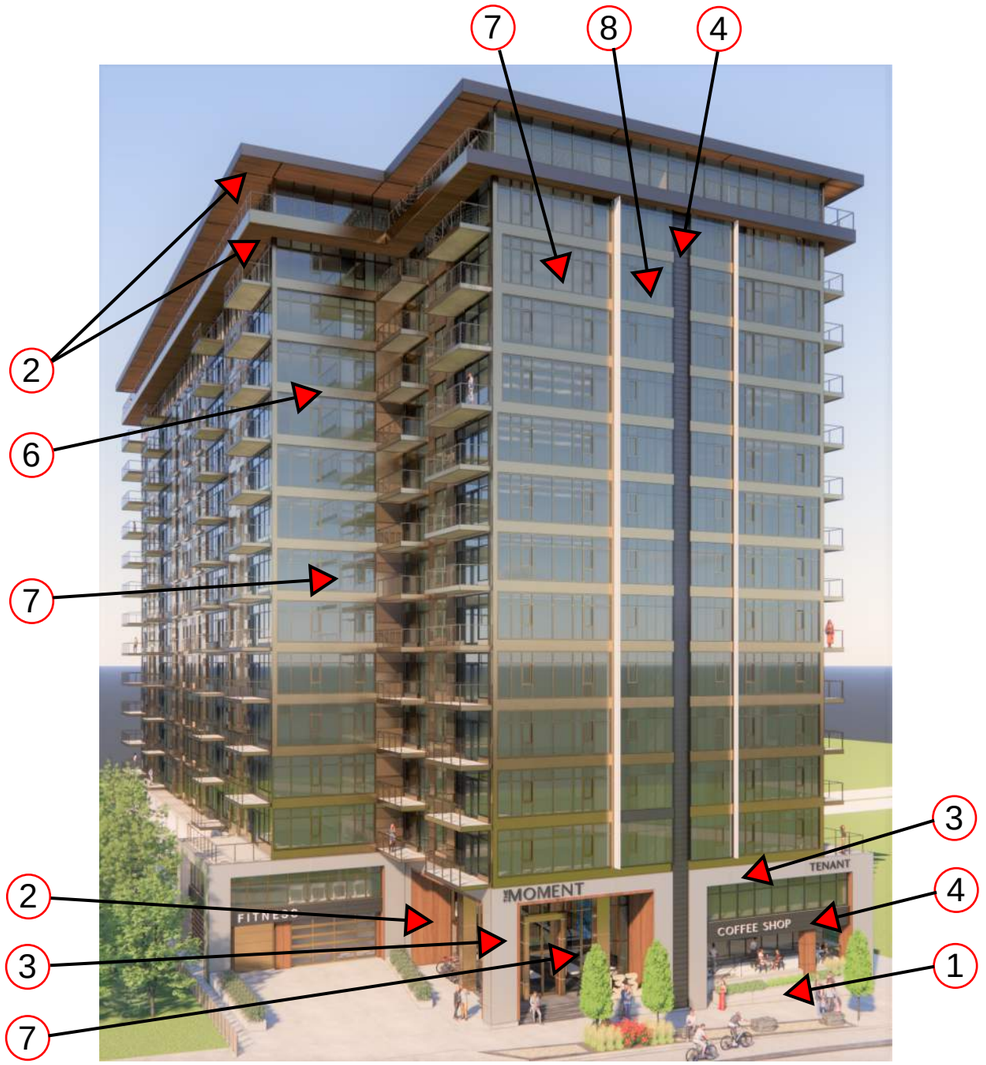

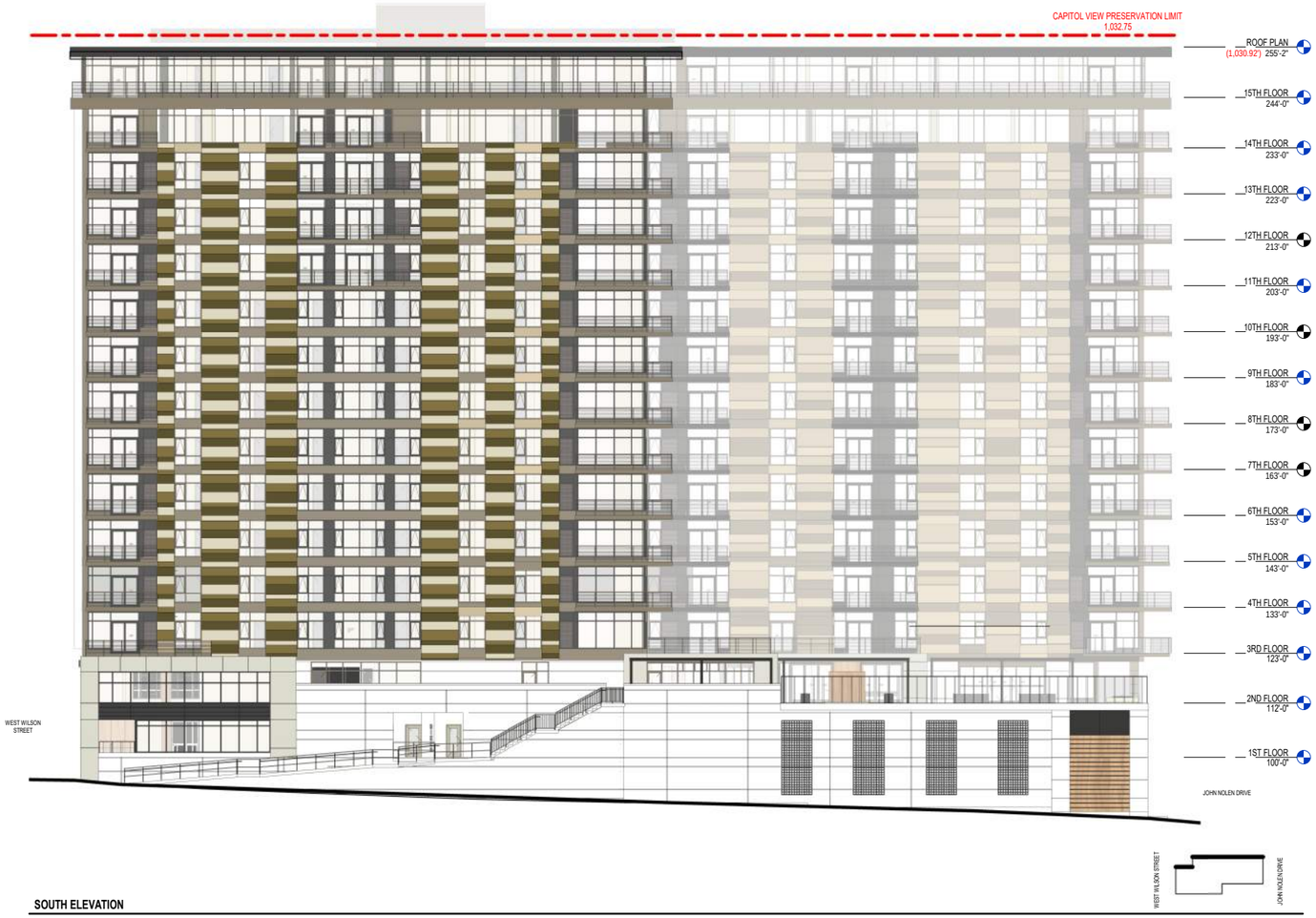

SOUTH ELEVATION



WEST ELEVATION

EAST ELEVATION

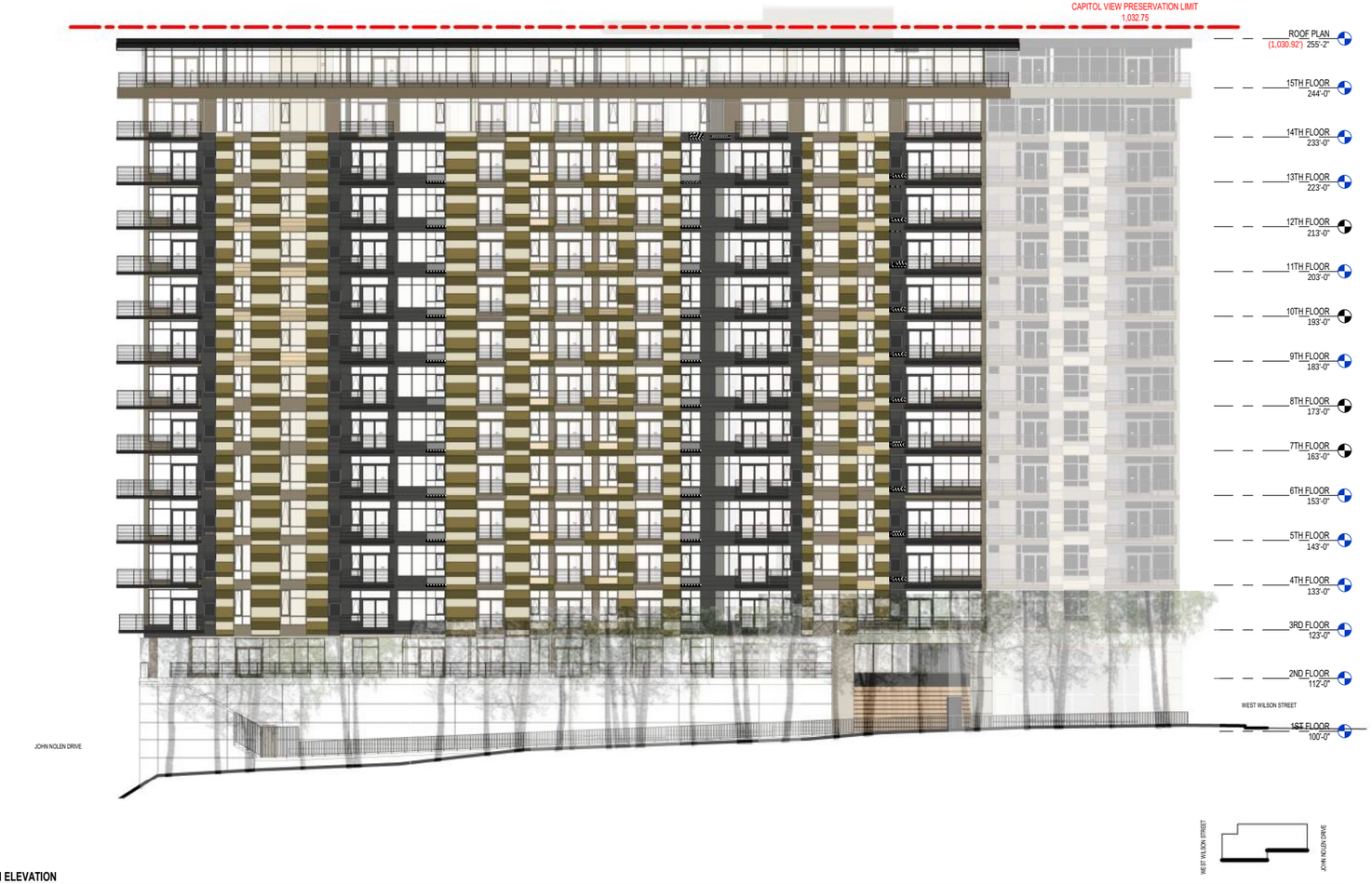

NORTH ELEVATION

PLUNKETT RAYSICH
ARCHITECTS, LLP

vierbicher
planners | engineers | advisors

etc
design studio

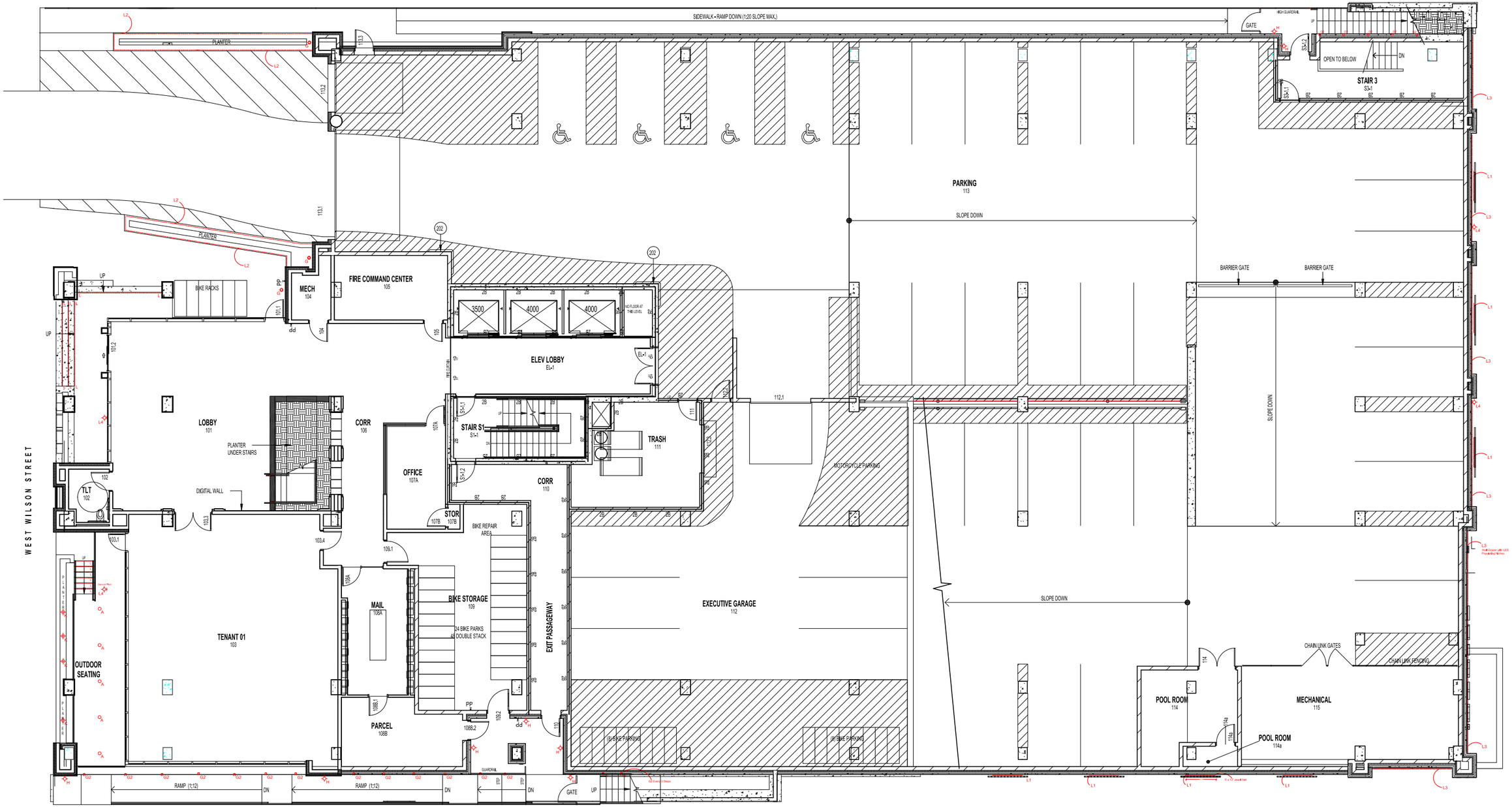

KLEIN LIGHTING

NOTE:

ALTHOUGH EVERY EFFORT HAS BEEN MADE IN PREPARING THESE SHEETS FOR ACCURACY, THE CONTRACTORS MUST CHECK ALL DETAILS AND DIMENSIONS AND BE RESPONSIBLE FOR SAME. THE CONTRACTOR SHALL BE RESPONSIBLE FOR MAKING SURE ALL WORK IS DONE IN ACCORDANCE WITH ALL STATE AND LOCAL CODES.

Klein Lighting, LLC.
7231 N. Barnett Ln.
Fox Point, WI 53217
Tel 414-272-0012
Fax414-351-1262

Description	Date
REDLINE ISSUE	3/14/23
1/4" OWNER APPROVAL	
CONSULTANT PROPOSALS	
A/V REVIEW ISSUE	
BID ISSUE	
PERMIT ISSUE	
CONSTRUCTION ISSUE	
ARCHITECTURAL REVIEW	

The Moment
131 Wilson Street
Madison, WI

E1.2

© Copyright 2020 Klein Lighting, LLC. All rights reserved. This document, ideas, and design incorporated herein are the property of Klein Lighting, LLC and are not to be used whole or in part without the written consent of Klein Lighting, LLC.

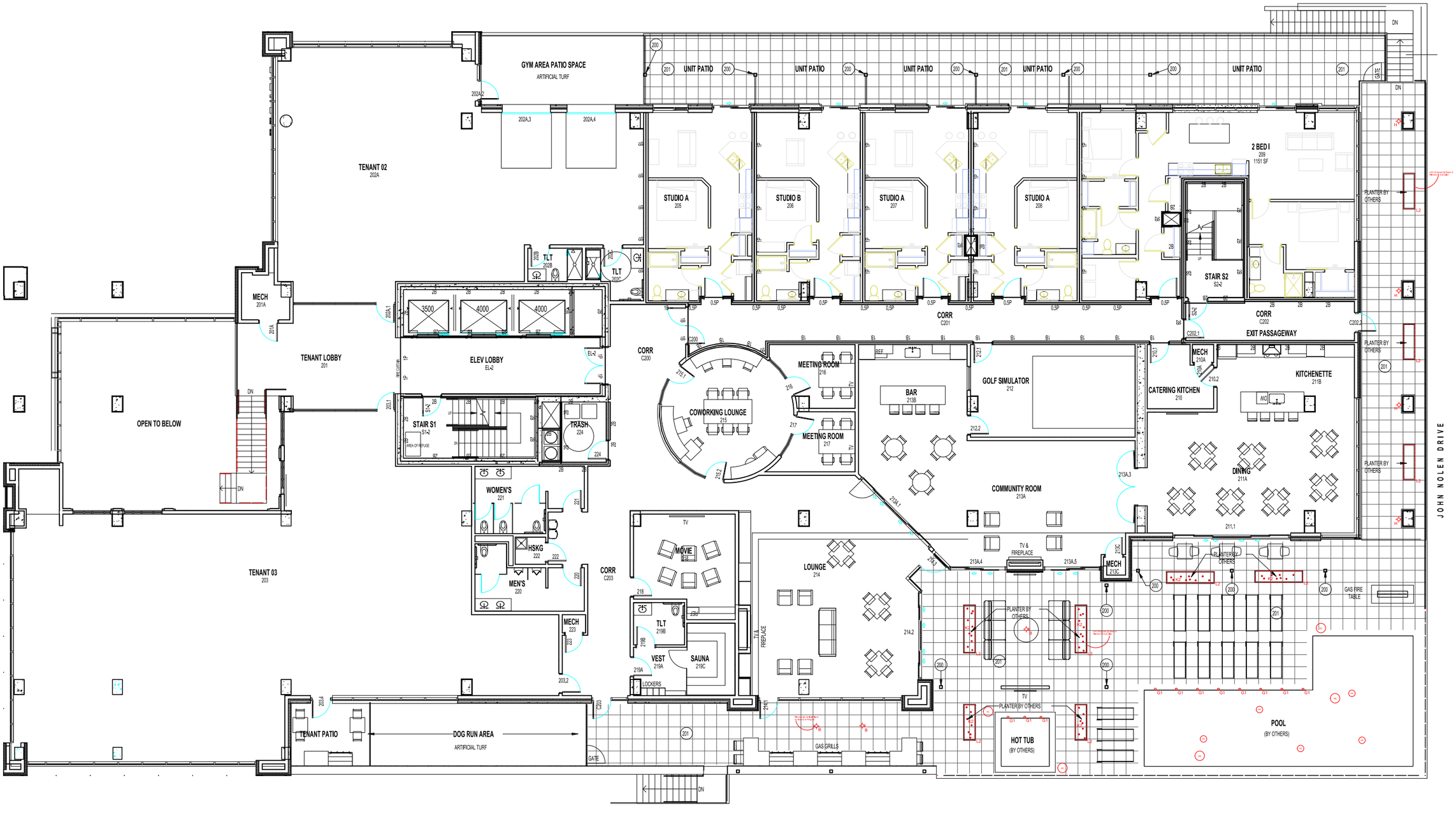

KLEIN LIGHTING

NOTE:

ALTHOUGH EVERY EFFORT HAS BEEN MADE IN PREPARING THESE SHEETS FOR ACCURACY, THE CONTRACTORS MUST CHECK ALL DETAILS AND DIMENSIONS AND BE RESPONSIBLE FOR SAME. THE CONTRACTOR SHALL BE RESPONSIBLE FOR MAKING SURE ALL WORK IS DONE IN ACCORDANCE WITH ALL STATE AND LOCAL CODES.

Klein Lighting, LLC.
7231 N. Barnett Ln.
Fox Point, WI 53217
Tel 414-272-0012
Fax414-351-1262

Description	Date
REDLINE ISSUE	3/14/23
1/4" OWNER APPROVAL	
CONSULTANT PROPOSALS	
A/V REVIEW ISSUE	
BID ISSUE	
PERMIT ISSUE	
CONSTRUCTION ISSUE	
ARCHITECTURAL REVIEW	

The Moment
131 Wilson Street
Madison, WI

E1.2

© Copyright 2020 Klein Lighting, LLC. All rights reserved. This document, ideas, and design incorporated herein are the property of Klein Lighting, LLC. and are not to be used whole or in part without the written consent of Klein Lighting, LLC.

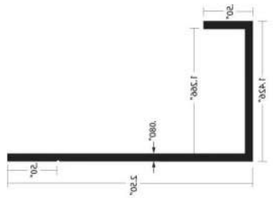

ADJUSTABLE MOUNTING CLIP

0.67" W x 0.9" H x 0.67" L

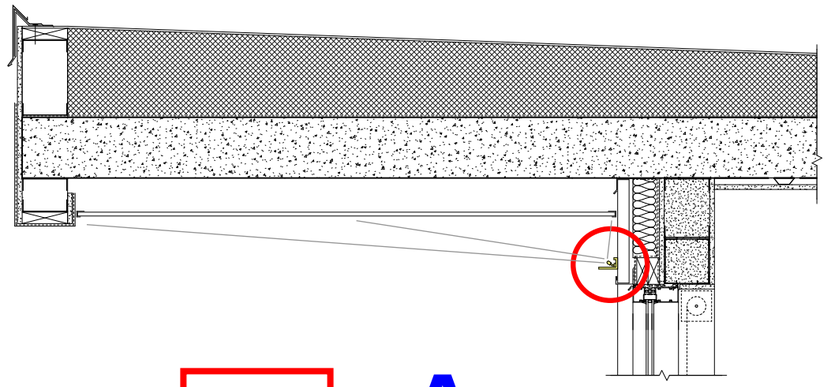

L-3 **A**

POL-100 frosted
Cover
Ref: 17166



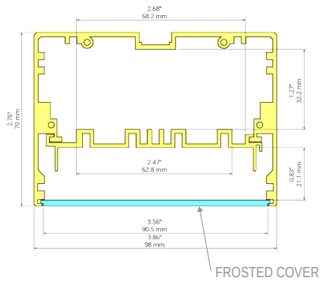

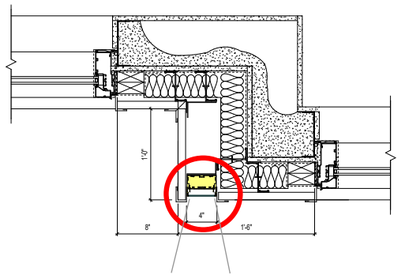

L-4 **B**



4/5/2023	Luminare Reference	Image	Location	Description	Reference Product	Catalog Number	Wattage	Lumens
	A		Coffee Outdoor Seating	4.5" Square Reflector in Bronze with Bronze Overlap Flange	WAC: Volta 4.5" Downlight Trim Square	WAC #R4SD2T-S830-CB	15 Watts	690 Lumens
	B		Pool Deck Area Pergola	6" x 6" x 2" Fixture 3000K LED IP66-Rated in Bronze on Aluminum	WAC: Accent 120V 5012	WAC #5012-30-BZ	8 Watts	800 Lumens
	G		Exterior Up Lights	8" H x 4" W Architectural In-Ground Up Light 3000K LED Spot in Bronze with	Hydrel: Paradox PDX4	HYDREL #PDX4-SS-9LED-WHT30K-120-SP-FLCAS	10 Watts	459 Lumens
	G1		Pool Submerssibles	11.25" H x 11.25"W x 10.25" L Swimming Pool DMX Color Changing In-Wall LED Lights with Stainless Steel Finish	Hydrel: 4426 Series	HYDREL #4426-SS-18LED-RGB-120-MFL-CLS-NM-SWM	44 Watts	1,900 Lumens
	G2		Exterior Stairs	3" H x 5" W Horizontal Rectangle IP-66 Rated Step Light 3000K in White on Aluminum Finish	WAC: Step and Wall Light	WAC #WL-LED100-C-WT	3.9 Watts	68 Lumens
	H		Ground Level Side Entrances	9" H x 11.5" W x 7" D Trapazoidal Wall-Mounted IP65-Rated Fixture 3000K LED in Dark Bronze	Lithonia: WDGE2 LED Wall Mount	LITHONIA #WDGE2-LED P1·30K-90CRI-VF-MVOLT-SRM-DDBXD	10 Watts	1,200 Lumens
	K		Exterior Planter Beds	35" H x 4.3" W Adjustable Head Ground-Mounted Bollard 3000K LED in Grey Painted Lacquer	Flos: Landlord Soft	FLOS #F004C30AU06	5 Watts	252 Lumens
	K2		Pool Area / Planters	28" H IP65-Rated Solar-Powered Firefly Lawn Lights	Dazuma: Solar-Powered Firefly Lawn Lights	DAZUMA #LI002072-00B*8	1.2 Watts	5 Lumens / Bulb
	L		Exterior Stairs Ground Floor	Length TBD Recessed Linear Stair-Nosing Profile with Integrated 3000K LED in Anodized Black Finish	Klus: STEPUS Extrusion	KLUS #18038K7_2	N/A	N/A
	L		Exterior Stairs Ground Floor	IP65-Rated Linear LED Tape in 3000K in Gel Coating with Remote Driver	Klus: Flexible Gel-Coated LED Strip	KLUS #WP-K-30-0530-HD-1P65-24V-GEL	1.6 Watts/ Foot	138 Lumens/ Foot
	L1		Green Walls, Ground Floor	12' W X 5' H Jewel LED Sheet Net Lights 4000K LED	Lyhope: Outdoor Christmas Net Light Sheets	LYHOPE #12X5XMASLED	6 Watts Per Sheet	1000 Lumens per 12'x5' Sheet
	L2		Base of Planters by Garage and on Pool Deck	3.15" H x 0.70" W Baseboard Skirting LED Profile in Anodized Silver	KLUS: OBIT Extrusion	KLUS #W4826ANODA_1	N/A	N/A
	L2		Base of Pool Deck Planters	10mm W IP65-Rated Linear LED Tape in 3000K with Remote Driver	LLI: Low Luminosity Tapelight	LLI #LLI-L1.5-65-30K-24V-90-R016	1.5 Watts/ Foot	144 Lumens/ Foot
	L3		John Nolen Drive Side of Building, Roof Overhang Lighting	0.8" H x 0.7" W Surface-Mount Extrusion witrh Deep Profile and 15º Wall-Grazing Lens with 3000K LED Tape	LLI: Deep Grazer Extrusion	LLI #LLI-DEP-B-G-2.2W-65-30K-24V-94IN	2.2 Watts/Foot	156 Lumens/Foot
	L3		John Nolen Drive Side of Building, Roof Overhang Lighting	0.6" L x 0.9" W x 0.9" D Adjustable Mounting Clip	LLI: Deep Grazer Extrusion Adjustable Clip	LLI #LLI-XS-DEP-MCL-ADJ	N/A	N/A
	L3		Roof Overhang Lighting	2.50" L1 x 0.50" L2 x 1.42" W Aluminum J-Channel for Wall Mount Purposes	EAGLE MOULDING: Aluminum J-Cap	EAGLE MOULDING #EAM-2725	N/A	N/A
	L4		Exterior Façade of Building (Fins)	3.86" H x 2.76" W Box Entrusion with Frosted Cover and End Caps in Silver Anodized	KLUS: MOD-100 Extrusion and Frosted Cover	KLUS #18049ANODA_2	N/A	N/A
	L4		(Two Runs per Extrusion) Exterior Façade of Building	0.67" W IP68-Rated Linear LED Tape in 3000K with Remote Driver	LLI: IP68 Medium Luminosity LED Tape	LLI #LLI-L3.5W-68-30-24V-90-R016	3.5 Watts/ Foot	243 Lumens/ Foot
	AA		Floating on the Pool	13" Diameter Rechargable Li-Ion Battery IP68-Rated RGB+W LED	Smart and Green: Luminous Globe Globe	SMARTANDGREEN #BALL	1.2 Watts	120 Lumens
	AB	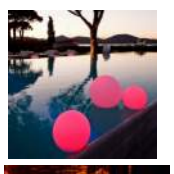	Floating on the Pool	19" Diameter Rechargable Li-Ion Battery IP68-Rated RGB+W LED	Smart and Green: Luminous Globe Globe	SMARTANDGREEN #GLOBE	1.2 Watts	120 Lumens
	AC		Around Pool Deck Area	10" H x 19" W Rechargable Li-Ion Battery IP68-Rated RGB+W LED	Smart and Green: Half Sphere Lamp Demi	SMARTANDGREEN #DEMI	1.2 Watts	120 Lumens

R4RD2T, R4SD2T

4.5" Volta - Downlight Trim

Fixture Type

A

WAC LIGHTING

Responsible Lighting®

Fixture Type: A

Catalog Number: WAC #R4SD2T-S830-CB

Project: THE MOMENT

Location: 131 WILSON STREET
MADISON, WI

PRODUCT DESCRIPTION

Volta LED downlight series represents an innovation in design and technology for architectural lighting. This high lumen and adaptable family of fixtures with a comprehensive set of round and square fittings, affords a sustainable solution for commercial, corporate, and upscale residential applications.

FEATURES

- 2" lens regress for superior glare control
- Field selectable light engine height for cut-off angle adjustment (30° - 34°) and accessory use
- Integral patterned tempered trim lens included standard
- Compatible with wide range of accessories
- 5 year WAC Lighting product warranty

SPECIFICATIONS

Construction: Durable die-cast self flanged aluminum construction

Input: Universal 120 - 277V AC 50/60 Hz

Dimming: Electronic Low Voltage (ELV): 100%-5%
0-10V: 100%-0%
Lutron Hi-Lume 1% Ecosystem Fade-to-Black option

Light Source: High output 3-step Mac Adam Ellipse COB
Rated life of 50,000 hours at L70

Mounting: Heavy gauge retention clips support trim firmly. Safety cabling standard.
Ceiling cut out (Round): Ø 5 1/8"
Ceiling cut out (Square): 5 1/8" x 5 1/8"
Accomodates 1/2 "- 1 1/2" ceiling thickness

Finish: Electrostatically powder coated White, Black. Enamel coated Haze. Plated and brushed copper Bronze.

Standards: ETL & cETL Wet location Listed, Energy Star® 2.0, Title 24 JA8-2016 Compliant

TRIMS (ORDER HOUSING SEPARATELY)

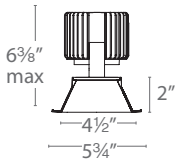

Model		Beam Angle	Reference Output* Lumens	CBCP	Lumen/Watt
R4RD2T *Round*	**S**	15°	1405	11420	65
	N	25°	3145	9615	94
	F	45°	3025	5005	90
	W	60°	2895	3125	85
R4SD2T *Square*	**S**	15°	1440	11985	66
	N	25°	3350	9820	99
	F	45°	3200	4935	95
	W	60°	3060	3055	90

Color Temp		CRI
827	2700K	85
927	2700K	90
830	3000K	85
930	3000K	90
835	3500K	85
840	4000K	85

Finishes		Reflector/Trim
BK	Black	
BKWT	Black/White	
CB	Copper Bronze	
HZ	Haze	
HZWT	Haze/White	
WT	White	

*Reference output shows **830**(85CRI 3000K) trim with **36** housing. Use multiplier table below to determine the output for other combinations.

Multiplier		TRIM 827	927	830	930	835	840
HOUSING	36	0.95	0.81	1.00	0.86	1.05	1.07
	25	0.66	0.56	0.69	0.59	0.73	0.74
	15	0.43	0.37	0.45	0.39	0.48	0.49

R4__D2T-_____-_____

Example: **R4RD2T-S827-HZWT**

Please see next page for housing units(required)

waclighting.com
Phone (800) 526.2588
Fax (800) 526.2585

Headquarters/Eastern Distribution Center
44 Harbor Park Drive
Port Washington, NY 11050

Central Distribution Center
1600 Distribution Ct
Lithia Springs, GA 30122

Western Distribution Center
1750 Archibald Avenue
Ontario, CA 91760

WAC Lighting retains the right to modify the design of our products at any time as part of the company's continuous improvement program. OCT 2018

R4RD2T, R4SD2T

4.5" Volta - Downlight Trim

Fixture Type

A

WAC LIGHTING

Responsible Lighting®

HOUSINGS (REQUIRED)

		Model	Power*	S	N, F, W	Rating	Driver		Emergency Backup
Round New Construction 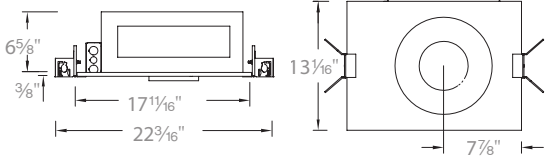		**R4RNT** *Airtight* **R4RCT** *Airtight, Chicago Plenum*	**15** **25** **36**	*10W* *15W* *22W*	*15W* *23W* *34W*	*IC rated* *IC rated* *Non-IC*	**DEFAULT** **L1**	*ELV, 0-10V* *Lutron Hi-Lume 1%*	**EM**
Square New Construction 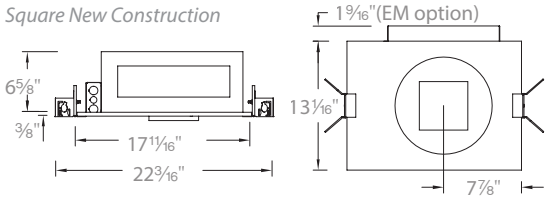		**R4SNT** *Airtight* **R4SCT** *Airtight, Chicago Plenum*	**15** **25** **36**	*10W* *15W* *22W*	*15W* *23W* *34W*	*IC rated* *IC rated* *Non-IC*	**DEFAULT** **L1**	*ELV, 0-10V* *Lutron Hi-Lume 1%*	**EM**
Remodel 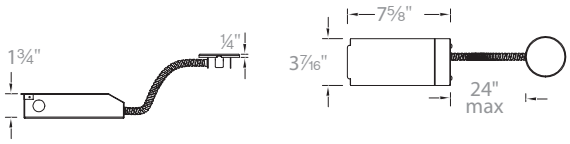		**R4BRT** *Round or Square*	**15** **25** **36**	*10W* *15W* *22W*	*15W* *23W* *34W*	*Non-IC* *Non-IC* *Non-IC*	**DEFAULT**	*ELV, 0-10V*	*N/A*

*Power consumption depends on beam angle of the trim.

R4_____-_____

Example: **R4RNT-15** or **R4RNT-15EM** (with Emergency backup battery)

Field Replaceable Driver

D-R4N-15	Driver for 15W New Construction Hsg
D-R4N-25	Driver for 23W New Construction Hsg
D-R4N-36	Driver for 34W New Construction Hsg

FIELD CHANGEABLE GLARE CONTROL AND OPTIC SYSTEM

Accessory holder
Holds up to two lenses or
One lens and one glare control

Optical cartridge
Allows tool-less exchange of reflectors



Accessory holder

LENS-73-HLD	Required to hold lens and glare control accessories

Glare control accessories

LENS-73-HCL	Honeycomb Louver
LENS-73-CRL	Cross Louver

Lens

LENS-73-AMB	Amber lens
LENS-73-RED	Red lens
LENS-73-FR	Frosted lens
LENS-73-SPR	Spread lens
LENS-73-BEL	Beam Elongating

Interchangable Reflector

REF-R4-N	Narrow Flood beam reflector
REF-R4-F	Flood beam reflector
REF-R4-W	Wide beam reflector

waclighting.com
Phone (800) 526.2588
Fax (800) 526.2585

Headquarters/Eastern Distribution Center
44 Harbor Park Drive
Port Washington, NY 11050

Central Distribution Center
1600 Distribution Ct
Lithia Springs, GA 30122

Western Distribution Center
1750 Archibald Avenue
Ontario, CA 91760

WAC Lighting retains the right to modify the design of our products at any time as part of the company's continuous improvement program. OCT 2018

Fixture Type

AA Ball lamps

> E PRODUCTS > BALL LAMPS > LUMINOUS GLOBE GLOBE



LUMINOUS GLOBE GLOBE

50, 25, 35, 65 AND 80

224,00 €

dont 0,25€ d'éco-participation

The wireless, outdoor GLOBE sphere lamp is one of the great classics from the Smart and Green range. With its sleek, elegant design, this collection of luminous spheres is sure to entice you. Turn your garden or terrace into the must-be space of your home by adding touches of light which match your décor. Play with colors and also with size!

Because, for this product, Smart and Green proposes 5 different sizes of outdoor light spheres. Vary your visual pleasures and concoct your outdoors as you wish by choosing from **PEARL**, the smallest model, through to **GLOBE XL**, the largest one. A host of possibilities to discover! And, with our Bluetooth MESH technology, you can control all your wireless outdoor ball lamps. Choose colors and brightness, create light groups and schedule wake-up alarms! Our SmartMesh app is available for iOS and Android.

Just imagine controlling all your garden lights with a few clicks without moving from your sofa! It's all possible thanks to your smart ball lamps. To start using our products, why not check out our **online user guide** which will help you pair your lights to the app.

We use cookies to guarantee an optimum experience on our website. If you continue to use the website, we consider that you have agreed to the use of cookies. Find out more.

Accept

Quantity 1

Fixture Type

AA

Features

Dimensions	50 x 25 cm (DEMI) 65 x 32 cm (DEMI L) 80 x 40 cm (DEMI XL)
Size	Smaller than 30 cm Between 30 and 50 cm Larger than 50 cm
Bulb	BULB-MESH
LED	20 white LEDs and 15 coloured LEDs
Lifetime per LED	40 000 hours
Maximum brightness	120 Lumens
Battery life	6 to 8 hours
Recharging time	6 hours
Pre-recorded dynamic modes	13

Power supply	Li-Ion battery
Battery	3,7V 2200 mAh
Power consumption	1,2 Watt
Input	110-220VAC 50-60Hz
Output	5VDC
Standards	CE - IC - FCC - RoHS - IP 68
Warranty	1 year
Provided	Charging station

You may like also

SEE PRODUCT

Inflatable...

SEE PRODUCT

Golfball...



SEE PRODUCT

Luminous...

We use cookies to guarantee an optimum experience on our website. If you continue to use the website, we consider that you have agreed to the use of cookies. Find out more.

Size

GLOBE

Quantity 1

Fixture Type

AB

Features

Dimensions	Ø 50 cm (GLOBE) Ø 25 cm (PEARL) Ø 35 cm (BALL) Ø 65 cm (GLOBE L) Ø 80 cm (GLOBE XL)
Size	Between 30 and 50 cm Smaller than 30 cm Larger than 50 cm
Bulb	BULB-MESH (GLOBE - BALL - GLOBE L - GLOBE XL) BULBLITE-MESH (PEARL)
LED	20 white LEDs and 15 coloured LEDs (GLOBE - BALL - GLOBE L - GLOBE XL) 1 white LED and 4 coloured LEDs (PEARL)
Lifetime per LED	40 000 hours
Maximum brightness	120 Lumens (GLOBE - BALL - GLOBE L - GLOBE XL) 90 Lumens (PEARL)
Battery life	6 to 8 hours
Recharging time	6 hours
Pre-recorded dynamic modes	13 (GLOBE - BALL - GLOBE L - GLOBE XL) 12 (PEARL)

Power supply	Li-Ion battery
Battery	3,7V 2200 mAh (GLOBE - BALL - GLOBE L - GLOBE XL) 3,7V 850 mAh (PEARL)
Power consumption	1,2 Watt (GLOBE - BALL - GLOBE L - GLOBE XL) 0,5 Watt (PEARL)
Input	110-220VAC 50-60Hz (GLOBE - BALL - GLOBE L - GLOBE XL) 110-240VAC 50-60Hz (PEARL)
Output	5VDC (GLOBE - BALL - GLOBE L - GLOBE XL) 4,2VDC (PEARL)
Standards	CE - IC - FCC - RoHS - IP 68
Warranty	1 year
Provided	Charging station

We use cookies to guarantee an optimum experience on our website. If you continue to use the website, we consider that you have agreed to the use of cookies. Find out more.

Fixture Type

AC

Ball lamps



HALF SPHERE LAMP DEMI

50, 65 AND 80

215,00 €

dont 0,25€ d'éco-participation

DEMI, **our semi-sphere lamp**, will brighten up your ground spaces perfectly, wherever you choose to set it. Its sleek design brings a touch of elegance and light to your gardens and terraces. Your now-enhanced outdoor spaces will be in a class of their own and will stir your guests' curiosity. Any time you get the urge, a few clicks is all it takes to change the color of your semi-sphere LED lamp, trigger another ambiance and create unique moments! Let it blend into your greenery and add a dash of style to your garden so you can delight in your DEMI day-in, night-out.

Whether you've got a tiny piece of land or an immense garden, Smart and Green tailors to your needs and proposes different versions of this product. Discover this semi-sphere LED lamp in its three different sizes: **DEMI**, **DEMI L** and **DEMI XL**! Go for a small size if you wish to add a dash of brightness or choose bigger ones to boast your outdoor scenescape with light. Then again, if you've fallen in love with DEMI, why not select different sizes and create a harmonious composition using this decorative object in your garden.

All these lights integrate **Bluetooth MESH technology**. This wireless technology offers you countless options for conjuring up the atmosphere that suits you perfectly in just a few seconds. No need to move around to switch on your lamps as everything is done via your smartphone!

Size

DEMI

We use cookies to guarantee an optimum experience on our website. If you continue to use the website, we consider that you have agreed to the use of cookies. Find out more.

Accept

ACCENT 120V

5012

Fixture Type

B

WAC LANDSCAPE LIGHTING

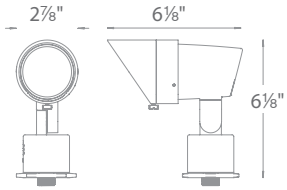

Fixture Type: B

Catalog Number: WAC #5012-30-BZ

Project: THE MOMENT

Location: 131 WILSON STREET
MADISON, WI

PRODUCT DESCRIPTION

Landscape accent luminaire. Simple to retrofit existing line voltage systems or coordinate well with a new commercial landscape installation.

FEATURES

- Adjustable and lockable beam angle
- Integral dimmer
- IP66 rated, Protected against high-pressure water jets
- Includes a detachable shroud
- Solid diecast brass or corrosion resistant aluminum
- Factory sealed water tight fixtures
- Detachable shroud, 6' lead wire and wire nuts included
- Maintains constant lumen output against voltage drop
- UL 1598 Listed
- Not suitable to use with external dimmers

SPECIFICATIONS

Input: 110V - 120VAC
Power: 3.5W to 14.5W
Brightness: 100 lm to 900 lm
Beam Angle: 15° to 60°
CRI: 85
Rated Life: 45,000 hours

ORDERING NUMBER

		Color Temp		Finish	
5012	*Accent 120V*	**30**	*3000K*	**BK**	*Black on Aluminum*
				BZ	*Bronze on Aluminum*
				BBR	*Bronze on Brass*

5012-30____

Example: **5012-30BBR**

waclighting.com
Phone (800) 526.2588
Fax (800) 526.2585

Headquarters/Eastern Distribution Center
44 Harbor Park Drive
Port Washington, NY 11050

Central Distribution Center
1600 Distribution Ct
Lithia Springs, GA 30122

Western Distribution Center
1750 Archibald Avenue
Ontario, CA 91760

WAC Lighting retains the right to modify the design of our products at any time as part of the company's continuous improvement program. MAY 19 2021

ACCENT 120V

5012

Fixture Type

B

WAC LANDSCAPE LIGHTING

Accessories

Power Stake		**M6000-STAKE**	*PVC*	*Easy wiring accessory designed for 12V & 120V products* *Eliminates the need for a separate Junction box*
Accent Snoot		**5010-SNOOT-BK** **5010-SNOOT-BZ** **5010-SNOOT-BBR**	*Black on Aluminum* *Bronze on Aluminum* *Bronze on Brass*	*Shields lamp and reduces glare*
6" Long Shroud		**5010-LSHR-BK** **5010-LSHR-BZ** **5010-LSHR-BBR**	*Black on Aluminum* *Bronze on Aluminum* *Bronze on Brass*	*Reduce glare. Ideal for downlighting application*
Gutter Mount Bracket		**5000-GM-BZ** **5000-GM-BK**	*Stainless Steel*	*Stainless Steel universal mounting bracket for gutter mounting fixture*
Tree Mount Junction Box		**5000-TCP-BZ** **5000-TCP-BK**	*Bronze on Aluminum* *Black on Aluminum*	*Bronze on Aluminum box with Stainless steel mounting screws.* *Two ½" NPT threaded holes*
Optics		**LENS-20-AMB** *Amber* **LENS-20-GRN** *Green* **LENS-20-RED** *Red*	**LENS-20-BLU** *Blue* **LENS-20-FR** *Frosted* **LENS-20-SPR** *Spread*	*Enhances saturation of florals and foliage*
Extension Rods		**5000-X04-BZ** *4 in* **5000-X04-BK** *4 in* **5000-X08-BZ** *8 in* **5000-X08-BK** *8 in* **5000-X12-BZ** *12 in* **5000-X12-BK** *12 in*	**5000-X18-BZ** *18 in* **5000-X18-BK** *18 in* **5000-X24-BZ** *24 in* **5000-X24-BK** *24 in*	*Extends distance between Accent light and Surface Mount Canopy, Stake, or Tree Mount box*
Rod L-Coupler		**5000-LCO-BZ**	*Bronze*	

waclighting.com
Phone (800) 526.2588
Fax (800) 526.2585

Headquarters/Eastern Distribution Center
44 Harbor Park Drive
Port Washington, NY 11050

Central Distribution Center
1600 Distribution Ct
Lithia Springs, GA 30122

Western Distribution Center
1750 Archibald Avenue
Ontario, CA 91760

WAC Lighting retains the right to modify the design of our products at any time as part of the company's continuous improvement program. MAY 19 2021

HYDREL

Fixture Type

G

CATALOG NUMBER

NOTES

TYPE

PARADOX 4

4" Architectural In-Grade LED (Line Voltage)

Specifications

Lenght:	5"
	127 mm
Width:	4"
	102 mm
Height	8"
	203 mm
Weight:	4lbs

HIGHLIGHTS

- Tilt Kit Optic includes a 5°, 10° and 15° tilt filters ad a 5° axial spread filter
- Integral junction box for wire splicing
- U.V. stabilized, impact and corrosion resistant housing
- Integral driver

5 YEAR warranty

LED

IP67

WET LOCATION™

Buy American

DIMENSIONS

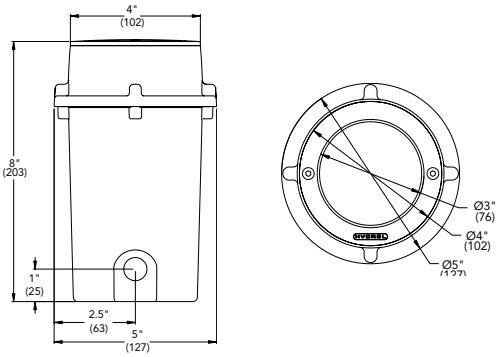

LUMEN PACKAGES

	SP	MFL
Delivered Lumens	459	554
Watts	10	10
LPW	46	52

Note: Based on 41K

© 2014-2021 Acuity Brands Lighting, Inc. • One Lithonia Way, Conyers GA 30012
Phone: 800-705-SERV (7378) • www.hydrel.com

ORDERING INFORMATION

EXAMPLE: PDX4 B 9LED WHT30K MVOLT SP FLC 12S TKO

Model*	Material*	LED Array*	LED Color*	Voltage*	Distribution*
PDX4	**SS** Stainless Steel	**9LED**	**WHT53K** White	**120**[1]	**SP** Spot
	BSS Brushed Stainless Steel		**WHT41K** White	**MVOLT**[2]	**MFL** Medium Flood
	B Bronze		**WHT30K** White		
			WHT27K White		
			AMBPC Phosphor Converted Amber		
			BLU Blue		
			GRN Green		
			RED Red		

Lens*	Conduit Entries*	Internal Tilt Kit	Options	Listing
FLC Flat Lens Clear	**12S** Two 1/2" NPT Side (Standard)	**TKO** Tilt Kit Optic	**IDIM** In-line dimming 120 volt only	**IEC**[4] International Electrotechnical Commission
FLCAS Flat Lens Clear, Anti-Slip	**12B** Two 1/2" NPT Bottom (will include side entries as well)			
FLCSR[3] Flat Lens Frosted, Slip Resistant	**20S**[4] Two M20X 1,5 Side (Standard with IEC)			
	20B[4] Two M20X 1,5 Bottom (will include side entries as well)			

ELECTRICAL LOAD

			Current (A)				
Light Engines	**Drive Current (mA)**	**System Watts**	120	208	240	277	347
9 LED	500	10	0.083	0.048	0.042	0.036	0.029

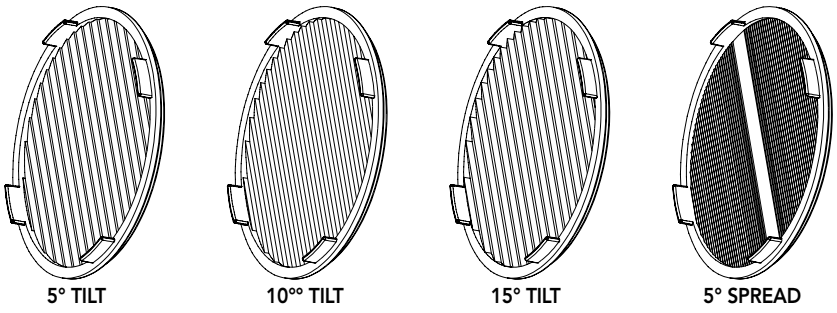

5° TILT | 10°° TILT | 15° TILT | 5° SPREAD

TKO optic kit includes a 5°, 10° and 15° tilt filters and a 5° axial spread filter.
TKO kits are standard on PDX4 LED fixtures and include a mounting ring.

PROJECTED LED LUMEN MAINTENANCE

Data references the extrapolated performance projections for the **Fixture** platform in a **25°C ambient**, based on 8400 hours of LED testing (tested per IESNA LM-80-08 and projected per IESNA TM-21-11).

To calculate LLF, use the lumen maintenance factor that corresponds to the desired number of operating hours below. For other lumen maintenance values, contact factory.

Operating Hours	0	25,000	50,000	100,000
Lumen Maintenance Factor	1.00	0.98	0.97	0.95

LUMEN AMBIENT TEMPERATURE (LAT) MULTIPLIERS

Use these factors to determine relative lumen output for average ambient temperatures from 0-40°C (32-104°F).

Ambient		Lumen Multiplier
0°C	32°F	1.02
10°C	50°F	1.01
20°C	68°F	1.00
25°C	77°F	1.00
30°C	86°F	0.99
40°C	104°F	0.98

SLIP RESISTANCE AND LOAD RATING

PDX4
MAXIMUM LOAD RATING
Peak compression force of 2,048 lbs.
LENS STATIC COEFFICIENT OF FRICTION
PDX4 Anti-Slip Lens (FLCAS): Dry = 0.78; Wet = 0.30
PDX4 Slip Resistant Lens (FLSR): Dry = 0.68; Wet = 0.59

Notes:
1 120 Volt power supply is magnetic and dimmable using standard incandescent dimming controls when ordered with IDIM option.
2 MVOLT = 120-277 electronic power supply, non-dimmable.
3 Meets ADA requirements for coefficient of friction.
4 Only for use in 50HZ applications.

PERFORMANCE DATA

LUMEN OUTPUT

Lumen values are from photometric tests performed in accordance with IESNA LM-79-08. Data is considered to be representative of the configurations shown, within the tolerances allowed by Lighting Facts. Actual performance may differ as a result of end-user environment and application. Contact factory for performance data on any configurations not shown here.

	Distribution	Nema Type	Beam Angle (50%) H x V	Field Angle (10%) H x V	Watts	LPW	Delivered Lumens
3000K 80CRI	SP	3 x 3	13.3 x 13.3	38.4 x 38.4	10	27	276
	MFL	3 x 3	21.9 x 21.9	42.1 x 42.1	10	31	332
4000K 68CRI	SP	3 x 3	13.3 x 13.3	38.4 x 38.4	10	46	459
	MFL	3 x 3	21.9 x 21.9	42.1 x 42.1	10	52	554
5000K 68CRI	SP	3 x 3	13.3 x 13.3	38.4 x 38.4	10	46	459
	MFL	3 x 3	21.9 x 21.9	42.1 x 42.1	10	52	554

OPERATING TEMPERATURE: -30°C Through 40°C

SPECIFICATIONS AND FEATURES

CONSTRUCTION: Door material - die cast bronze or stainless steel. Housing - die cast bronze and injection molded thermoplastic. The housing is U.V. stabilized, impact and corrosion resistant for use in all types of environments. Conduit entries - two 1/2" NPT side entries standard, two 1/2" bottom entries are optional.

SOURCE: LED: Monochromatic LED, 9W. All withing 3MacAdam ellipses

VOLTAGE: MVOLT (120-277) or 120 for dimming

LEVEL DISTRIBUTION: SP (Spot) or MFL (Medium Flood)

LENS/SEAL: Tempered clear flat borosilicate glass. The patent pending door / lens seal uses proprietary knife edge technology to secure the assembly to the housing. Two captive screws hold the assembly in place. The lens is notched to provide maximum aperture opening.

FIXTURE AIMING: The Paradox™ Series uses optical aiming filters. The TKO kit consists of 4 filters: 5°, 10° and 15° tilt and 5° axial spread.

ELECTRICAL: Integrally mounted modular LED transformer, prewired for easy installation and maintenance. Junction box suitable for thru-branch wiring.

FINISH: Natural bronze or stainless steel with a brushed finish.

BUY AMERICAN: This product is assembled in the USA and meets the Buy America(n) government procurement requirements under FARS, DFARS and DOT. Please refer to www.acuitybrands.com/resources/buy-american for additional information.

LISTING: cCSAus, suitable for wet locations, laboratory tests conducted by CSA to UL Standard UL-1598 and UL-8750.

RATED: IC, non-IC, ground mounted recessed.

WARRANTY: 5-year limited warranty. Complete warranty terms located at: www.acuitybrands.com/support/warranty/terms-and-conditions

NOTE: Actual performance may differ as a result of end-user environment and application. All values are design or typical values, measured under laboratory conditions at 25 °C. Specifications subject to change without notice.

© 2014-2021 Acuity Brands Lighting, Inc. • One Lithonia Way, Conyers GA 30012
Phone: 800-705-SERV (7378) • www.hydrel.com

HYDREL

Fixture Type G1

CATALOG NUMBER

NOTES

TYPE

Specifications

Length:	10-3/8"
	264 mm
Width:	11-1/4"
	286 mm
Height:	11-1/4"
	286 mm

4426 SERIES

LED Wet Niche

Swimming Pool DMX Color Changing

HIGHLIGHTS

- Cast bronze fixture housing with stainless steel fasteners
- Stainless steel niche with cast bronze mounting ring
- Twist and lock mounting for east of installation
- RDM capable for in-field fixture discovery
- Available in RGBW as custom

5 YEAR warranty

LED

IP68

Architainment Color

BAA

DIMENSIONS

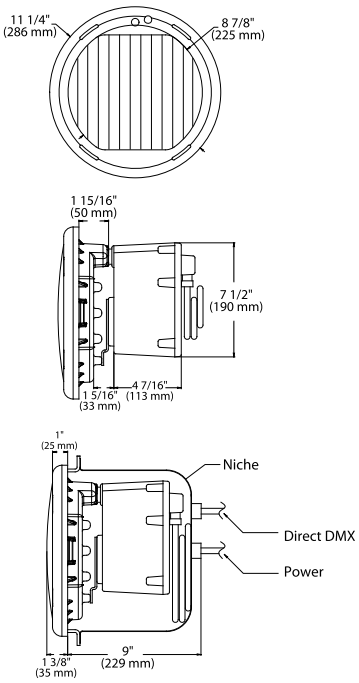

LUMEN PACKAGES

	NSP	MFL	FL	WFL	HSP	HFL
Watts	86	86	86	86	86	86
Delivered Lumens	1850	1,900	2003	1660	1930	1890
LPW	22	22	23	19	22	22
Peak Candela	147,374	34,717	6,896	4,168	3,893	48,428

Note: Information based on 36LED all colors full on

© 2007-2022 Acuity Brands Lighting, Inc. • One Lithonia Way, Conyers GA 30012
Phone: 800-705-SERV (7378) • www.hydrel.com

Fixture Type

G1

ORDERING INFORMATION

EXAMPLE: 4426 B 36LED RGB 120 WFL CLS NM RDM CSL50 SWM

Model	Material	Lamp type	LED color	Voltage	Distribution	Lens
4426	**B** Bronze **SWB** Saltwater bronze **SS** Stainless steel	**36LED** 86 watts **18LED** 44 watts	**RGB** Mixing *Note: Available in RGBW as custom*	**120**	**NSP** Narrow spot **MFL** Medium flood **FL** Flood **WFL** Wide flood **HSP** Horizontal spot **HFL** Horizontal flood	**CLS** Convex lens swim

Mounting	Control	Cord set length	Application	Optional listing
NM[1] Niche mount	**RDM**[2] Remote device management	**CSL__** 35'-120' of cord available in 5' increments	**SWM** Swimming pool	**CSA** Optional Canadian listing for sale in Canada

ELECTRICAL LOAD

			Current (A)
Light Engines	**Drive Current (mA)**	**System Watts**	120
18LED	750mA	44W	0.39
36LED	750mA	86W	0.81

Notes:
1. Niche to be installed to accomodate two conduit runs.
   a) First Conduit Run – 120V Power Supply
   b) Second Conduit Run – DMX512 Signal
2. RDM = Field discoverable and field programmable DMX channels.

© 2007-2022 Acuity Brands Lighting, Inc. • One Lithonia Way, Conyers GA 30012
Phone: 800-705-SERV (7378) • www.hydrel.com

Model: WL-LED100 Fixture Type G2

LEDme® Step Light

WAC LIGHTING
Responsible Lighting®

Fixture Type: G2

Catalog Number: WAC #WL-LED100-C-WT

Project: THE MOMENT

Location: MADISON, WI

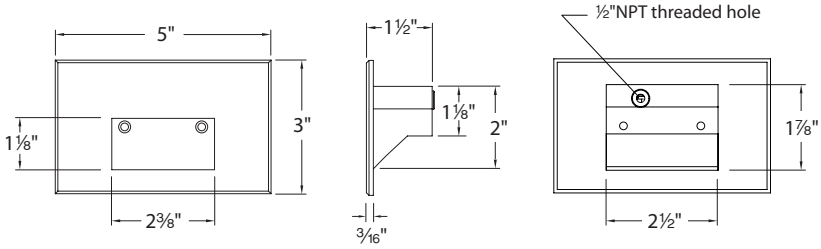

PRODUCT DESCRIPTION

Horizontal rectangle LEDme® Step Light. Designed for safety and style on stairways, patios, decks, balcony areas, walkways and building perimeters.

Features an architectural design. Energy efficient for long-lasting indoor and outdoor lighting solutions. Creates an attractive, romantic impression at night.

FEATURES

- Solid diecast brass, corrosion resistant aluminum alloy, or cast stainless steel construction
- Direct wiring, no driver needed
- Low profile, flush to wall aesthetics with no visible hardware
- 54,000 hour rated life
- Balanced lighting, free of shadows with minimum glare
- IP66 rated, Protected against high-pressure water jets
- Up to 200 fixtures can be connected in parallel
- 5 year WAC Lighting product warranty

SPECIFICATIONS

Construction: Die-cast aluminum or 316 marine grade cast stainless steel

Power: Direct wiring, no remote driver needed. Input voltage: 120V or 277VAC 50/60Hz

Light Source: 2700K or 3000K CCT Samsung HV-AC High Power LED, CRI: 90 Optional color lenses. Total power consumption of 3.5W

Mounting: Fits into 2″ × 4″ J-Box with minimum inside dimensions of 3"L × 2"W × 2"H
Includes bracket for J-Box mount.

Dimming: Dim to 10% with electronic low voltage (ELV) dimmer
Approved dimmers: Lutron Nova-T NTELV-300 & NTELV-600, Lutron Vietri VTELV-600, Lutron Diva DVELV-300P, Lutron Skylark SELV-300P, Lutron Maestro MAELV-600

Standards: IP66, UL & cUL Listed for wet locations, Title 24 JA8-2016 Compliant.

ORDER NUMBER

120V Model #	Light Color			Finish	
WL-LED100 *120V*	**27**	*Warm*	*2700K*	**BK**	*Black on Aluminum*
	C	*White*	*3000K*	**BN***	*Brushed Nickel on Aluminum*
	AM	*Amber*	*610nm*	**BZ**	*Bronze on Aluminum*
	RD	*Red*	*640nm*	**GH**	*Graphite on Aluminum*
	BL	*Blue*	*450nm*	**SS**	*Stainless Steel*
				WT	*White on Aluminum*
WL-LED100 *120V*	**27**	*Warm*	*2700K*		
	C	*White*	*3000K*	**BBR**	*Bronze on brass*
	AM	*Amber*	*610nm*		

277V Model #	Light Color			Finish	
WL-LED100F *277V*	**C**	*White*	*3000K*	**BK**	*Black on Aluminum*
	AM	*Amber*	*610nm*	**BN***	*Brushed Nickel on Aluminum*
	RD	*Red*	*640nm*	**BZ**	*Bronze on Aluminum*
	BL	*Blue*	*450nm*	**GH**	*Graphite on Aluminum*
				SS	*Stainless Steel*
				WT	*White on Aluminum*

**Brushed Nickel Finish is for interior use only*

WL-LED100 – C – WT

Example: **WL-LED100F-BL-SS**

waclighting.com
Phone (800) 526.2588
Fax (800) 526.2585

Headquarters/Eastern Distribution Center
44 Harbor Park Drive
Port Washington, NY 11050

Central Distribution Center
1600 Distribution Ct
Lithia Springs, GA 30122

Western Distribution Center
1750 Archibald Avenue
Ontario, CA 91760

WAC Lighting retains the right to modify the design of our products at any time as part of the company's continuous improvement program. DEC 2021

WDGE2 LED

Architectural Wall Sconce
Visual Comfort Optic

Fixture Type

Catalog Number

Notes

Type **H**

Hit the Tab key or mouse over the page to see all interactive elements.

Specifications

Depth (D1): 7"
Depth (D2): 1.5"
Height: 9"
Width: 11.5"
Weight: (without options) 13.5 lbs

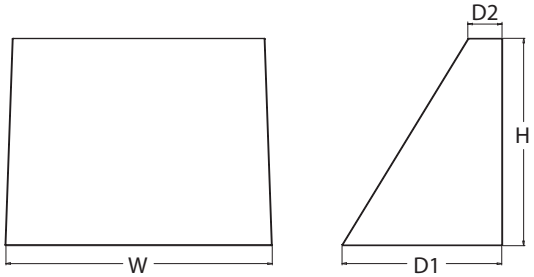

Introduction

The WDGE LED family is designed to meet specifier's every wall-mounted lighting need in a widely accepted shape that blends with any architecture. The clean rectilinear design comes in four sizes with lumen packages ranging from 1,200 to 25,000 lumens, providing a true site-wide solution. Embedded with nLight® AIR wireless controls, the WDGE family provides additional energy savings and code compliance.

WDGE2 delivers up to 6,000 lumens with a soft, non-pixelated light source, creating a visually comfortable environment. When combined with multiple integrated emergency battery backup options, including an 18W cold temperature option, the WDGE2 becomes the ideal wall-mounted lighting solution for pedestrian scale applications in any environment.

WDGE LED Family Overview

Luminaire	Optics	Standard EM, 0°C	Cold EM, -20°C	Sensor	Approximate Lumens (4000K, 80CRI)						
					P0	P1	P2	P3	P4	P5	P6
WDGE1 LED	Visual Comfort	4W		--	750	1,200	2,000	--	--	--	--
WDGE2 LED	Visual Comfort	10W	18W	Standalone / nLight	--	1,200	2,000	3,000	4,500	6,000	--
WDGE2 LED	Precision Refractive	10W	18W	Standalone / nLight	700	1,200	2,000	3,200	4,200	--	--
WDGE3 LED	Precision Refractive	15W	18W	Standalone / nLight	--	7,500	8,500	10,000	12,000	--	--
WDGE4 LED	Precision Refractive			Standalone / nLight	--	12,000	16,000	18,000	20,000	22,000	25,000

Ordering Information

EXAMPLE: WDGE2 LED P3 40K 80CRI VF MVOLT SRM DDBXD

Series	Package		Color Temperature		CRI	Distribution		Voltage	Mounting	
WDGE2 LED	P1[1]	P1SW	27K	2700K	80CRI	VF	Visual comfort forward throw	MVOLT	**Shipped included**	**Shipped separately**
	P2[1]	P2SW	30K	3000K	90CRI	VW	Visual comfort wide	347[3]	SRM Surface mounting bracket	AWS 3/8inch Architectural wall spacer
	P3[1]	P3SW	35K	3500K				480[3]	ICW Indirect Canopy/Ceiling Washer bracket (dry/damp locations only)[7]	PBBW Surface-mounted back box (top, left, right conduit entry). Use when there is no junction box available.
	P4[1]	Door with small window (SW) is required to accommodate sensors. See page 2 for more details.	40K	4000K						
	P5[1]		50K[2]	5000K						

Options

- **E4WH** Emergency battery backup, Certified in CA Title 20 MAEDBS (4W, 0°C min)
- **E10WH** Emergency battery backup, Certified in CA Title 20 MAEDBS (10W, 5°C min)
- **E20WC** Emergency battery backup, Certified in CA Title 20 MAEDBS (18W, -20°C min)
- **PE**[4] Photocell, Button Type
- **DS**[5] Dual switching (comes with 2 drivers and 2 light engines; see page 3 for details)
- **DMG**[6] 0-10V dimming wires pulled outside fixture (for use with an external control, ordered separately)
- **BCE** Bottom conduit entry for back box (PBBW). Total of 4 entry points.
- **BAA** Buy America(n) Act Compliant

Standalone Sensors/Controls (only available with P1SW, P2SW & P3SW)

- **PIR** Bi-level (100/35%) motion sensor for 8-15' mounting heights. Intended for use on switched circuits with external dusk to dawn switching.
- **PIRH** Bi-level (100/35%) motion sensor for 15-30' mounting heights. Intended for use on switched circuits with external dusk to dawn switching
- **PIR1FC3V** Bi-level (100/35%) motion sensor for 8-15' mounting heights with photocell pre-programmed for dusk to dawn operation.
- **PIRH1FC3V** Bi-level (100/35%) motion sensor for 15-30' mounting heights with photocell pre-programmed for dusk to dawn operation.

Networked Sensors/Controls (only available with P1SW, P2SW & P3SW)

- **NLTAIR2 PIR** nLightAIR Wireless enabled bi-level motion/ambient sensor for 8-15' mounting heights.
- **NLTAIR2 PIRH** nLightAIR Wireless enabled bi-level motion/ambient sensor for 15-30' mounting heights.

See page 4 for out of box functionality

Finish

DDBXD	Dark bronze
DBLXD	Black
DNAXD	Natural aluminum
DWHXD	White
DSSXD	Sandstone
DDBTXD	Textured dark bronze
DBLBXD	Textured black
DNATXD	Textured natural aluminum
DWHGXD	Textured white
DSSTXD	Textured sandstone

© 2019-2022 Acuity Brands Lighting, Inc. All rights reserved.

FLOS OUTDOOR

Fixture Type

K

Fixture Type: K
Job Name: THE MOMENT

Landlord Soft

Adjustable head for ground poles installation designed by Piero Lissoni

Description

Discreet and orientable, Landlord Soft is an adjustable head to be installed on ground poles for external use, designed to offer diffuse lighting. It is the perfect tool to light bushes, flowerbed and transit areas with a homogeneous diffuse light beam. It is characterized by an aluminum disk shape head, orientable up to 20 degrees and lockable in position.

Landlord is the lord of the earth and the lord of light, and if you are a flower or a tree or a simple two or four-legged animal, you have to ask Landlord for permission if you want to pass unharmed through the night. - Piero Lissoni

Lamp

Lamps Type	LED
Wattage	5W
Output Nominal	379lm, 395lm, 421lm
Color Temperature	2700K, 3000K, 4000K
Color rendering	CRI80

Optical

Beam Angle	51°
Lighting Type	Indirect
Light Distribution	Symmetric

Dimensions

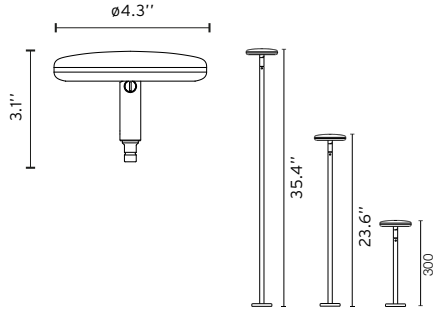

Physical

Material	Aluminum
Aiming	Adjustable, 20°
Weight	0.8 Pounds (Head)
Ingress Protection Rating	IP66
Finishes	Painted lacquer

01 White · 12 Forest Green · 06 Grey
30 Black · 18 Deep Brown · 33 Anthracite · 71 Black Oxide

Installation type	Ground Pole
Environment	Outdoor / Wet location

Certifications

c UL us LISTED — Class 2

Suitable for Wet locations

Photometrics

For current IES files please visit architectural.flosusa.com

Warranty

2 years from date of sale.

F L O S . U S A
110 York Street
Brooklyn, NY 11201
(7 1 8) . 8 7 5 . 3 4 7 2

For more information contact your representative or go to architectural.flosusa.com

©2020 Specifications and dimensions subject to change without notice. Issued 02.17.2020

c UL us LISTED

FLOS
OUTDOOR

Fixture Type

K

Fixture Type .....
Job Name .....

Landlord Soft

Adjustable head for ground poles installation designed by Piero Lissoni

Electrical & Control

Input Fixture Voltage	24V
Control	Standard 0-10V dimming
Driver	Remote - Class 2
Input Driver Voltage	120 - 277V
Output Driver Voltage	24V

Performance

Maximum delivered output	269
Efficacy	53.8 lm/W

Notes

Recommended connections for in-ground installations with a 2-way terminal block 4-pole IP68 water stop on 24V side. Order separately.

All drivers should be installed in weather resistant enclosures (by others) or indoors. Silicon filled wire-nuts where required, should be used on all line-voltage connections to avoid syphoning moisture to electrical components.

The painted versions are an exterior rated epoxy polyester powder coat finish for superior strength, heat and UV resistance.

During installation and maintenance avoid scratching or damaging the finish as it may result in premature corrosion of metal surfaces. Avoid cleaning fixtures with corrosive chemicals as it may result in voiding the warranty.

LED fixtures are highly susceptible to failure due to electrical effects from poor connections, and electrical short circuits. These are frequently caused by (a) over-voltage from primary voltage sources, (b) electrostatic discharge from the exterior environment. Ensure that all outdoor fixtures are installed on GFI circuits as required by code, and use proper surge protecting devices to avoid irreversible damages to electrical components.

Dimensions

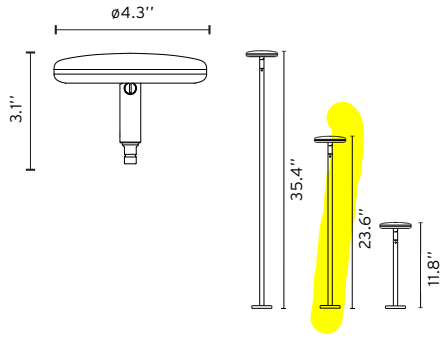

Certifications

c UL us LISTED Class 2

Suitable for Wet locations

Photometrics

For current IES files please visit architectural.flosusa.com

Warranty

2 years from date of sale.

F L O S . U S A
110 York Street
Brooklyn, NY 11201
(7 1 8) . 8 7 5 . 3 4 7 2

For more information contact your representative or go to architectural.flosusa.com
©2020 Specifications and dimensions subject to change without notice. Issued 02.17.2020

c UL us LISTED

Fixture Type

K2

Description

- Decorative outdoor solar light can be swaying with the wind, like a group of fireflies flying in the dark, dancing beautifully, creating a romantic atmosphere.
- Solar garden lights can be automatically charged during the day and automatically turn on at night. It can be fully charged in 4-6 hours under direct sunlight, and can be lighted for 8-15 hours under full power.
- Outdoor waterproof lawn lights can be used normally even in rainy weather. It is perfect for outdoor decoration, as well as for road lights and landscape lighting.

DETAILS

Name:	LED Lawn Lamp
Lamp Color:	Black
Material:	ABS, Stainless Steel
Solar Panel:	Monocrystalline Silicon 2V 160mAh
Battery:	1.2VAA600MA
Waterproof:	IP65
Charging Time:	4-6 Hours in Direct Sunlight
Lighting Time:	8-15 Hours when Fully Charged
Applicable Scene:	Villa, Hotel, Private garden

WEIGHTS & DIMENSIONS

Weight:	0.88lb
Height:	28"

KLUŚ Inspiring Solutions

Fixture Type

Specification sheet - STEPUS Extrusion
ref. number 18038ANODA

L

PRODUCT DESCRIPTION

Fixture Certified to NSF 2 standards when assembled by KLUS

- Minimizes the risk of tripping
- Three lighting variants
- Non-slip parts
- High mechanical resistance
- Designed to reach an IP67 waterproof rating

FINISH :

Silver anodized ☐

Black anodized ■

Fill empty fields

Product nr.	KLUS #18038K7_2
Fixture type	L
Company	KLEIN LTG
Job name	THE MOMENT
Date	3/14/23

TECHNICAL SPECIFICATION

Application

- protects the edge of the step and has two types of lighting modes: warning and lighting the steps

Mounting

- with bolts appropriately selected for the type of the mounting surface

Additional information

- the extrusion is sold with two Anti-slip rubber strips
- part flush to the vertical plane of the step fits in the angle of 30 degrees
- the bottom LED strip directs the light forward and is secured with the LIGER-22 cover
- narrow LED strips (up to 0.24" / 6 mm) that emit light from the side in the channel under the silicone strip
- standard LED strip width (up to 0.39" / 10 mm) to illuminate the step

Possibility of making a linear fixture with IP67 protection, which means the fixture is dustproof and waterproof.

KLUŚ Inspiring Solutions

WP-K-0530-HD-IP65-24V
FLEXIBLE LED STRIP DATA SHEET

Fixture Type

- UL Listed
- CRI 90+
- 2-Step MacAdam's ellipse, single binning
- L70- Over 50,000 hours
- R9 up to 81
- Reverse voltage protection
- Minimum 2oz copper PCB

L

c UL us LISTED



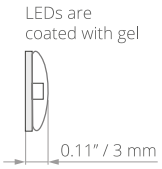

TECHNICAL DATA

Model	IP protection	Power consumption	Color temperature	Lumen output	Diode QTY per foot	Input voltage	Beam Angle	Max run length	LED width
WP-K-22-0530-HD-IP65-24V GEL	IP 65 (gel coated)	1.6 W/ft	2200 K	81 lm/ft	81 pcs/ft	24 V	120 °	24'	10 mm
WP-K-25-0530-HD-IP65-24V GEL	IP 65 (gel coated)	1.6 W/ft	2500 K	89 lm/ft	81 pcs/ft	24 V	120 °	24'	10 mm
WP-K-27-0530-HD-IP65-24V GEL	IP 65 (gel coated)	1.6 W/ft	2700 K	127 lm/ft	81 pcs/ft	24 V	120 °	24'	10 mm
WP-K-30-0530-HD-IP65-24V GEL	IP 65 (gel coated)	1.6 W/ft	3000 K	138 lm/ft	81 pcs/ft	24 V	120 °	24'	10 mm
WP-K-35-0530-HD-IP65-24V GEL	IP 65 (gel coated)	1.6 W/ft	3500 K	143 lm/ft	81 pcs/ft	24 V	120 °	24'	10 mm
WP-K-40-0530-HD-IP65-24V GEL	IP 65 (gel coated)	1.6 W/ft	4000 K	143 lm/ft	81 pcs/ft	24 V	120 °	24'	10 mm
WP-K-50-0530-HD-IP65-24V GEL	IP 65 (gel coated)	1.6 W/ft	5000 K	152 lm/ft	81 pcs/ft	24 V	120 °	24'	10 mm

WIRE OPTIONS

36"-72" wire leads (20 gauge jacketed wire)

A.

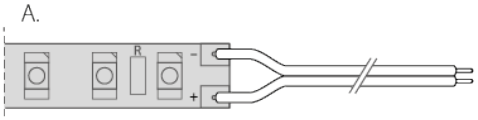

Soldered leads

B.

female end

C.

male end

D.

No connector

Fixture Type

L

Turn off LED lights during peak day light hours in outdoor applications to avoid excessive heat buildup which will result in diminished LED life.

ADA Compliant*
*Pending installation, product designed to conform to the needs of a person with disability.

AVAILABLE LENGTHS

Ref. nr.	surface finish	available lengths
18038ANODA_1	Silver anodized	39.4''
18038ANODA_2	Silver anodized	78.75''
18038K7_1	Black anodized	39.4''
18038K7_2	Black anodized	78.75''

TECHNICAL DRAWING

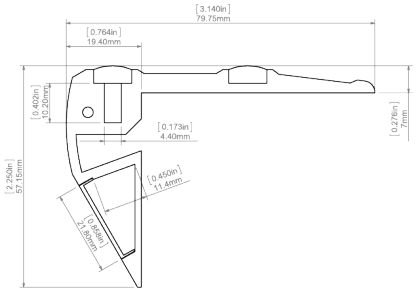

RELATED PRODUCTS

COVERS

BLACK

LIGER-22 Cover
black
Ref: 17044



Technical Details

6 Watts Per 12' x 5' Jewel Net Sheet

Fixture Type

L1

Color	Cool White
Brand	LYHOPE
Indoor/Outdoor Usage	Outdoor, Indoor
Special Feature	Timer
Light Source Type	LED
Power Source	Corded Electric
Light Color	White
Theme	Holidays
Occasion	Wedding, Christmas
Material	Plastic
Controller Type	Button Control
Number of Light Sources	360
Voltage	30 Volts
Wattage	6 watts
Control Method	App
Manufacturer	Lyhope
Part Number	LED0823BBBB
Item Weight	1.43 pounds
Package Dimensions	7.36 x 4.41 x 4.09 inches
Country of Origin	China
Item model number	LED0823BBBB
Size	12ft*5ft
Pattern	Mesh
Special Features	Timer
Batteries Required?	No

LLI ARCHITECTURAL LIGHTING

Fixture Type
L2

PROJECT THE MOMENT SPECIFIER KLEIN LTG
SKU
QUANTITY DATE 3/14/23

LOW LUMINOSITY 1.5W LED TAPELIGHT - IP65

TITLE 24 COMPLIANT | CLOSET RATED | 3 YEAR LIMITED WARRANTY | cULus LISTED | RoHS | + - DIMMABLE | IP65 SILICONE COATED

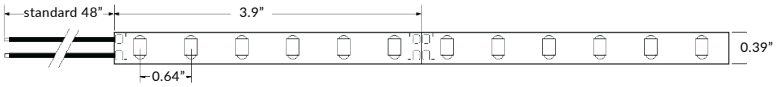

TECHNICAL INFORMATION

NOTE: All data has +/- 5% tolerance.

WATTAGE	1.5W per foot
IP RATING	IP65 - wet locations. Not suitable for submersion, limited protection against harsh enviornments.
OUTPUT	2200K - 137 lm/ft 2700K - 140 lm/ft 3000K - 144 lm/ft 3500K - 148 lm/ft 4200K - 152 lm/ft 5200K - 155 lm/ft
INPUT VOLTAGE	24VDC
OPERATING TEMP.	-13° to 140° F
CRI	90+
CUT LENGTH	Every 3.9", or every 6 LEDs
MAXIMUM RUN	50 feet
DIMENSIONS	0.39" W x 0.11" H (10mm x 2.8mm)
ADHESIVE BACKING	Yes - VHB
LIFESPAN	50,000 hrs
WARRANTY	3 year limited
POWER SUPPLY	Compatible with all 24VDC power supplies – see page 4

CONNECTOR OPTIONS (SOLD SEPARATELY)

Use Layout Guide on page 3 to specify factory-assembled connections.
10mm connectors are available for making DIY connections.

TAPE-TO-TAPE GRIPPER CONNECTOR
LLI-GCRD-LL-SC

TAPE-TO-WIRE GRIPPER CONNECTOR
LLI-GCRD-LW-SC

MOUNTING OPTIONS (SOLD SEPARATELY)

ARCHITECTURAL EXTRUSIONS
(see website, llialighting.com)

TAPE MOUNTING CLIP
(sold in packs of 10)
LLI-TAPE-CLIPS-WET-10MM

PART NUMBER BUILDER / ORDERING GUIDE

Example part number: LLI-L1.5W-65-27K-24V-90-96in
If a custom, pre-assembled layout is desired, please use the layout guide on page 3 to specify a layout code

SERIES		IP RATING		COLOR		VOLTAGE		CRI		LENGTH
LLI-L1.5W	-	65	-	30K	-	24V	-	90	-	R016

- **22K** (137 lm/ft)
- **27K** (140 lm/ft)
- **30K** (144 lm/ft)
- **35K** (148 lm/ft)
- **42K** (152 lm/ft)
- **52K** (155 lm/ft)

(enter length in inches, up to 600")

- **R016** 16ft reel
- **R050** 50ft reel

Fixture Type

L2

PRODUCT DESCRIPTION

Designed to build indoor fixtures to illuminate passageways, staircases, etc. If hidden, LED strips give a soft reflected light and do not cause glare. The set of different covers, diffusers and reflective surfaces allows to obtain the desired intensity and dispersion of light.

Patent Number: US D800,374 S

Fixture Certified to NSF 2 standards when assembled by KLUS

- Concealed source of light
- Easy disassembly
- Simple design

FINISH :

Silver anodized ☐

Fill empty fields

Product nr.	
Fixture type	
Company	
Job name	
Date	

TECHNICAL SPECIFICATION

Application

- illumination of walking routes and stairs

Mounting

- in the groove with mounting adhesive or springs

Additional information

- the light reflection chamber may be open or covered with a frosted lens
- space for LED strip: 0.52" / 13.2 mm

Turn off LED lights during peak day light hours in outdoor applications to avoid excessive heat buildup which will result in diminished LED life.

LLI ARCHITECTURAL LIGHTING

PROJECT THE MOMENT SPECIFIER KLEIN LTG
SKU LLI #LLI-DEP-B-G-2.2W-65-30K-24V-94IN
QUANTITY TBD DATE 3/14/23

Fixture Type

DEEP GRAZER EXTRUSION + LED TAPELIGHT

L3

5 YEAR LIMITED WARRANTY

DIMMABLE

ASSEMBLED IN THE USA

SPECIFICATIONS

FINISH	Silver Anodized, Black Powder Coat, White Powder Coat
LENS	15° Grazing
WATTAGE	1.5W/ft to 7.6W/ft
IP RATING	IP20, IP65 – rating applies to tapelight, see page 2 for details
CCT / COLOR	2200K - 5200K; RGB; RGBW; tunable white; warm fade
BEAM SPREAD	15° typical with Grazing lens
INPUT VOLTAGE	24VDC
LENGTH	Made to order. Actual lengths vary by LED tapelight cut points. Maximum assembled length is 94in. Lengths over 94in are made with multiple sections, shipped unassembled.
OUTPUT	117 to 651 lm/ft
LEDS	Single binned LEDs +/- 30-70 CCT, MacAdam 3 SDCM
MATERIAL	Extrusion - Anodized aluminum; Lens - Polycarbonate
MOUNTING	Mounting clips recommended
POWER SUPPLY	Requires a 24V power supply – see page 5
WARRANTY	IP20 - 5 year limited, IP65 - 3 year limited

FEATURES & RECOMMENDED APPLICATIONS

Surface-mount extrusion with a deep profile and 15° Clear Grazing lens. Highlight textured walls and irregular surfaces, bringing features to life. Ideal for textured plaster, brick surfaces, stone facades, wave walls, and corrugated surfaces.

PRODUCT: LLI-DEP-SG-H4.4W-30K-24V-94IN

DEEP GRAZER EXTRUSION + LED TAPELIGHT

ORDERING GUIDE (CONTINUED)

5. LENGTH

5. LENGTH
94IN

Enter overall extrusion length in inches. Maximum assembled length is 94in. Lengths over 94in are made with multiple sections, shipped unassembled. Overall Extrusion+LED tapelight length will be rounded down based on nearest LED tapelight cut point.

6. MOUNTING (OPTIONAL)

6. MOUNTING
ADJ

Default [blank] - Standard Clip

ADJ Adjustable Clip

STANDARD MOUNTING CLIP INCLUDED UNLESS OTHERWISE SPECIFIED

0.70" W x 0.68" H x 0.56" L

ADJUSTABLE MOUNTING CLIP

0.67" W x 0.9" H x 0.67" L

7-9. POWER FEED (OPTIONAL)

7. LEAD TYPE	8. LEAD LENGTH	9. FEED TYPE
[blank]	[blank]	[blank]

Default [blank] - 48" hard wire end feed (PWR48EF)

PWR Hard wire
MBC* Male barrel
FBC* Female barrel

Enter desired wire length in inches.

EF End Feed
SL Left Side Feed
SR Right Side Feed
RF Rear Feed

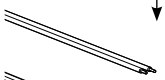

Hard wire, no connector - default (**PWR**)

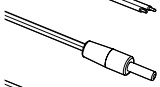

Male barrel connector (**MBC**)*

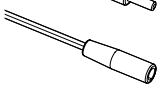

Female barrel connector (**FBC**)*

*Barrel connectors not compatible with RGB, RGB(W), or Tunable White tapelights.

STANDARD 48" HARD WIRE END FEED INCLUDED UNLESS OTHERWISE SPECIFIED

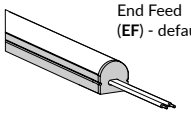

End Feed (**EF**) - default

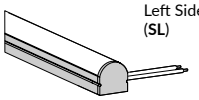

Left Side Feed (**SL**)

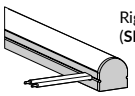

Right Side Feed (**SR**)

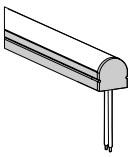

Rear Feed (**RF**)

WHAT'S INCLUDED

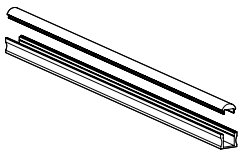

EXTRUSION WITH LENS



LED TAPELIGHT WITH POWER FEED

ENDCAPS

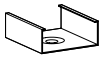

MOUNTING CLIPS

LLI ARCHITECTURAL LIGHTING

Fixture Type

DEEP GRAZER EXTRUSION + LED TAPELIGHT **L3**

ORDERING GUIDE

← PRODUCT CODE

PROFILE	1a. FINISH	1b. LENS	2. LED	3. IP RATING*	4. CCT / COLOR	INPUT	5. LENGTH
LLI-DEP	– B	G	– 2.2W	– 65	– 30K	– 24V	– 94IN
	Silver Black White	Grazing	WATTS/FT 1.5-7.6 W/ft	[blank] - IP20 65 - IP65	22K-52K Warm Fade Tunable White Static Color RGB RGBW		Enter overall length in inches. Length can be a complete section (if under max run) or separated into smaller sections. Nominal length only. Actual lengths vary by LED cut point.

OPTIONAL CODE →

6. MOUNTING	POWER FEED		
	7. LEAD TYPE	8. LEAD LENGTH	9. FEED TYPE
[blank]	[blank]		
Default [blank] - Ships standard with standard clips. Refer to section 6 on the next page if you require alternate mounting.	Default [blank] - 48" hard wire end feed (PWR48EF) Refer to section 7 on the next page for an alternate power feed configuration.		

Example product code: **LLI-DEP-SG-4.4W-65-35K-24V-48IN**

More LED tapelight and color options available upon request. Visit www.llialighting.com or contact us for details.

1. FINISH & LENS

1a. FINISH	1b. LENS
S	G

S Silver Anodized finish
B Black Powder Coat finish
W White Powder Coat finish

G 15° Clear Grazing lens

2-4. LED TAPELIGHT OPTIONS

2. LED CODE	3. IP RATING*	4. CCT / COLOR
H4.4W	– [blank]	– 30K
	For IP20, leave {blank}.	

TECHNICAL DATA

				WATTAGE	DELIVERED LM/FT @ 30K^	FROSTED LENS APPEARANCE**	CRI	MAX. RUN	CUT POINTS*
	1.5W (White)	20 / 65*	**22K / 27K / 30K / 35K / 42K / 52K**	1.5 W/ft	**117 lm/ft**	IMAGING	90+	60 ft*	3.9”
	T1.5W (White)	20 / 65*	**22K / 27K / 30K / 35K / 42K / 52K**	1.5 W/ft	**126 lm/ft**	IMAGING	90+	26 ft	1”
	2.2W (White)	20 / **65**	**22K / 27K / 30K / 35K / 42K / 52K**	2.2 W/ft	**156 lm/ft**	IMAGING	90+	60 ft*	3.9”
★	**2.5W** (White)	20 / 65	**22K / 27K / 30K / 35K / 42K / 52K**	2.5 W/ft	**154 lm/ft**	IMAGING	90+	32 ft	2”
	T2.5W (White)	20 / 65	**22K / 27K / 30K / 35K / 42K / 52K**	2.5 W/ft	**166 lm/ft**	IMAGING	90+	20 ft	1”
	3.5W (White)	20 / 65	**22K / 27K / 30K / 35K / 42K / 52K**	3.5 W/ft	**196 lm/ft**	IMAGING	90+	40 ft	2.5”
♦	**WF3.5W** (Warm Fade)	20	**27D** (18-27K) / **30D** (18-30K)	3.5 W/ft	**221 lm/ft**	IMAGING	90+	16 ft	2.5”
	TW2.7W (Tunable White)	20 / 65	**1835** (18-35K) / **2235** (22-35K) / **2752** (27-52K)	2.7 W/ft	**228 lm/ft**	IMAGING	90+	26 ft	3.3”
★	**4.4W** (White)	20 / 65	**22K / 27K / 30K / 35K / 42K / 52K**	4.4 W/ft	**239 lm/ft**	IMAGING	90+	32 ft	2”
	H3.5W (White)	20 / 65	**22K / 27K / 30K / 35K / 42K / 52K**	3.5 W/ft	**297 lm/ft**	IMAGING	90+	32 ft	2.5”
	T5.0W (White)	20 / 65	**22K / 27K / 30K / 35K / 42K / 52K**	5.0 W/ft	**321 lm/ft**	IMAGING	90+	13 ft	1”
★	**H4.4W** (White)	20 / 65	**22K / 27K / 30K / 35K / 42K / 52K**	4.4 W/ft	**382 lm/ft**	IMAGING	90+	32 ft	2”
★	**R5.4W** (White, High R9)	20 / 65	**22K / 27K / 30K / 35K / 42K / 52K**	5.4 W/ft	**382 lm/ft**	IMAGING	95+	16 ft	1”
	TW5.3W (Tunable White)	20 / 65	**1835** (18-35K) / **2235** (22-35K) / **2752** (27-52K)	5.3 W/ft	**399 lm/ft**	IMAGING	90+	16 ft	3.3”
	H5.9W (White)	20 / 65	**27K / 30K / 35K / 42K / 52K**	5.9 W/ft	**560 lm/ft**	IMAGING	90+	32 ft	2.8”
★	**T5.9W** (White)	20 / 65	**27K / 30K / 35K / 42K / 52K**	5.9 W/ft	**651 lm/ft**	IMAGING	90+	20 ft	2”
	C2.2W (Static Color)	20 / 65	**RED / AMB / GRN / BLU**	2.2 W/ft	**N/A**	IMAGING	–	60 ft	3.9”
	C4.4W (Static Color)	20 / 65	**RED / AMB / GRN / BLU**	4.4 W/ft	**N/A**	IMAGING	–	32 ft	2”
	CC4.4W (RGB)	20 / 65	**RGB**	4.4 W/ft	**87 lm/ft**	IMAGING	–	32 ft	3.9”
	TC4.4W (RGB)	20 / 65	**RGB**	4.4 W/ft	**126 lm/ft**	IMAGING	–	16 ft	2”
★	**CC5.9W** (RGB)	20 / 65	**RGB**	5.9 W/ft	**233 lm/ft**	IMAGING	–	32 ft	2.8”
	CW5.8W (RGBW)	20 / 65	**R30** (RGB + 30K) / **R60**	5.8 W/ft	**210 lm/ft**	IMAGING	80+	32 ft	3.9”
	CW7.0W (RGBW)	20	**R30** (RGB + 30K) / **R60**	7.0 W/ft	**244 lm/ft**	IMAGING	90+	28 ft	2.5”
★	**CW7.6W** (RGBW)	20 / 65	**R22** (RGB + 22K) / **R27 / R30 / R35 / R42 / R52**	7.6 W/ft	**257 lm/ft**	IMAGING	90+	16 ft	2.5”

IMAGING

* *1.5W and 2.2W IP65 tapelight maximum run is reduced to 50 ft, only IP20 may reach maximum run of 60 ft.*
★ *Recommended options.*
♦ *Warm Fade tapelight requires a UDEFF or 0-10V dimmable power supply.*
** *Diode visibility data tested at 100% output. Diodes may become more visible as tapelight dims.*
^ *Lumen data based on frosted lens, IP20 tapelight, 30K white output, or combined output for tunable white, warm fade, RGB, and RGB(W) tapelights.*
* *Protection varies according to IP Rating. See below or refer to llialighting.com/resources for more information.*

IP20, uncoated - Dry Location

IP65, silicone covered - Wet Location – Limited protection from water ingress. Not suitable for applications that may see pooling or standing water conditions. Not suitable for submersion.

Fixture Type

L4

PRODUCT DESCRIPTION

- Service is carried out from below, enabling the construction of wall-to-wall lighting fixtures
- An LED lighting fixture with a low glare rating UGR below 19 (with the JUN-100 prismatic cover) can be built
- The fixture can accommodate control electronics
- A system solution for comfortable assembly and disassembly
- Directs light downwards and upwards
- Ability to build lighting fixtures with high light output
- Resistance to vibrations - safety
- Can be combined into strings and segmented lines
- Light output can be increased with REFLEX 16-60 reflectors
- LED tapes or LED current modules can be used

FINISH :

Silver anodized ☐

Fill empty fields

Product nr.	
Fixture type	
Company	
Job name	
Date	

TECHNICAL SPECIFICATION

Application

- for the construction of advanced ceiling fixtures, mounted to the surface or in difficult installation locations

Mounting

- comfortable and reliable assembly,
- the possibility of using self-tapping screws.

Additional information

- the MOD-100 lighting fixture can be anodized or painted,
- MOD-100 lighting fixtures can produce a strong downward light beam (6 LED tapes, 10 mm wide) or 2 LED current modules 24 mm wide), and an upward beam (1 LED tape, 10 mm wide),
- MOD-100 is designed as a "core" (profile with LED tapes), which can be prepared in advance (in factory conditions),
- at the installation site, it is enough to insert the prepared "core" into the body of the fixture and connect power,
- use 2 locking bolts for each 1m of the fixture. With fixtures shorter than 1m, use at least 2 bolts.

The following covers should be used with the MOD-100 fixture:
- **JUN-100 prismatic** material: PMMA, length: 59"/1.5 m, UV resistant, glare rating UGR ≤ 19 possible,

Fixture Type

LLI ARCHITECTURAL LIGHTING

L4

SPECIFIER KLEIN LIGHTING

PROJECT THE MOMENT

DATE 04/05/2023

MEDIUM LUMINOSITY 3.5W LED TAPELIGHT - IP68

TITLE 24 COMPLIANT | CLOSET RATED | 3 YEAR LIMITED WARRANTY | cULus LISTED | RoHS | DIMMABLE | IP68 SOLID SILICONE

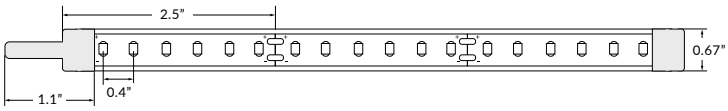

TECHNICAL INFORMATION

NOTE: All data has +/- 5% tolerance.

WATTAGE	3.5W per foot
IP RATING	IP68 - wet locations. Protected against temporary submersion, limited protection against harsh environments.
OUTPUT	22K - 225 lm/ft 27K - 235 lm/ft 30K - 243 lm/ft 35K - 249 lm/ft 42K - 262 lm/ft 52K - 271 lm/ft
INPUT VOLTAGE	24VDC
OPERATING TEMP.	-13° to 140° F
CRI	90+
CUT LENGTH	Every 2.5", or every 6 LEDs
MAXIMUM RUN	40 feet
DIMENSIONS	0.67" W x 0.35" H (17mm x 9mm)
ADHESIVE BACKING	Yes - VHB
LIFESPAN	50,000 hrs
WARRANTY	3 year limited
POWER SUPPLY	Compatible with all 24VDC power supplies – see page 4

CONNECTOR OPTIONS (SOLD SEPARATELY)

Not compatible with connectors – must be fabricated to specification by factory. Use Layout Guide on page 3 to specify factory-assembled connections.

MOUNTING OPTIONS (SOLD SEPARATELY)

ARCHITECTURAL EXTRUSIONS
(see website, llialighting.com)

TAPE MOUNTING CLIP
(sold in packs of 10)

LLI-TAPE-CLIPS-WET-10MM

PART NUMBER BUILDER / ORDERING GUIDE

Example part number: LLI-L3.5W-68-27K-24V-90-96in

If a custom, pre-assembled layout is desired, please use the layout guide on page 3 to specify a layout code

SERIES		IP RATING		COLOR		VOLTAGE		CRI		LENGTH
LLI-L3.5W	-	**68**	-	30K	-	**24V**	-	**90**	-	R016

22K (225 lm/ft)
27K (235 lm/ft)
30K (243 lm/ft)
35K (249 lm/ft)
42K (262 lm/ft)
52K (271 lm/ft)

(enter length in inches, up to 480")

Fixture Type

L4

PRODUCT DESCRIPTION

Fill empty fields

Product nr.	
Fixture type	
Company	
Job name	
Date	



TECHNICAL SPECIFICATION

Material	PC
Available length	39.4", 78.75"
UV resistance	yes

TECHNICAL DRAWING

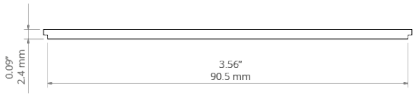

RELATED EXTRUSIONS



MOD-100
Extrusion
Ref: 18049



MOD-KOL-100
Extrusion system
Ref: 18062
(RAM-KOL-100)
+ 18058
(OMODO-100)

MOD-KOZE-100
Extrusion system
Ref: 18057
(RAM-KOZE-100)
+ 18058
(OMODO-100)

MOD-TEK-100
Extrusion system
Ref: 18061
(RAM-TEK-100)
+ 18058
(OMODO-100)



OMODO-100
Extrusion
Ref: 18058

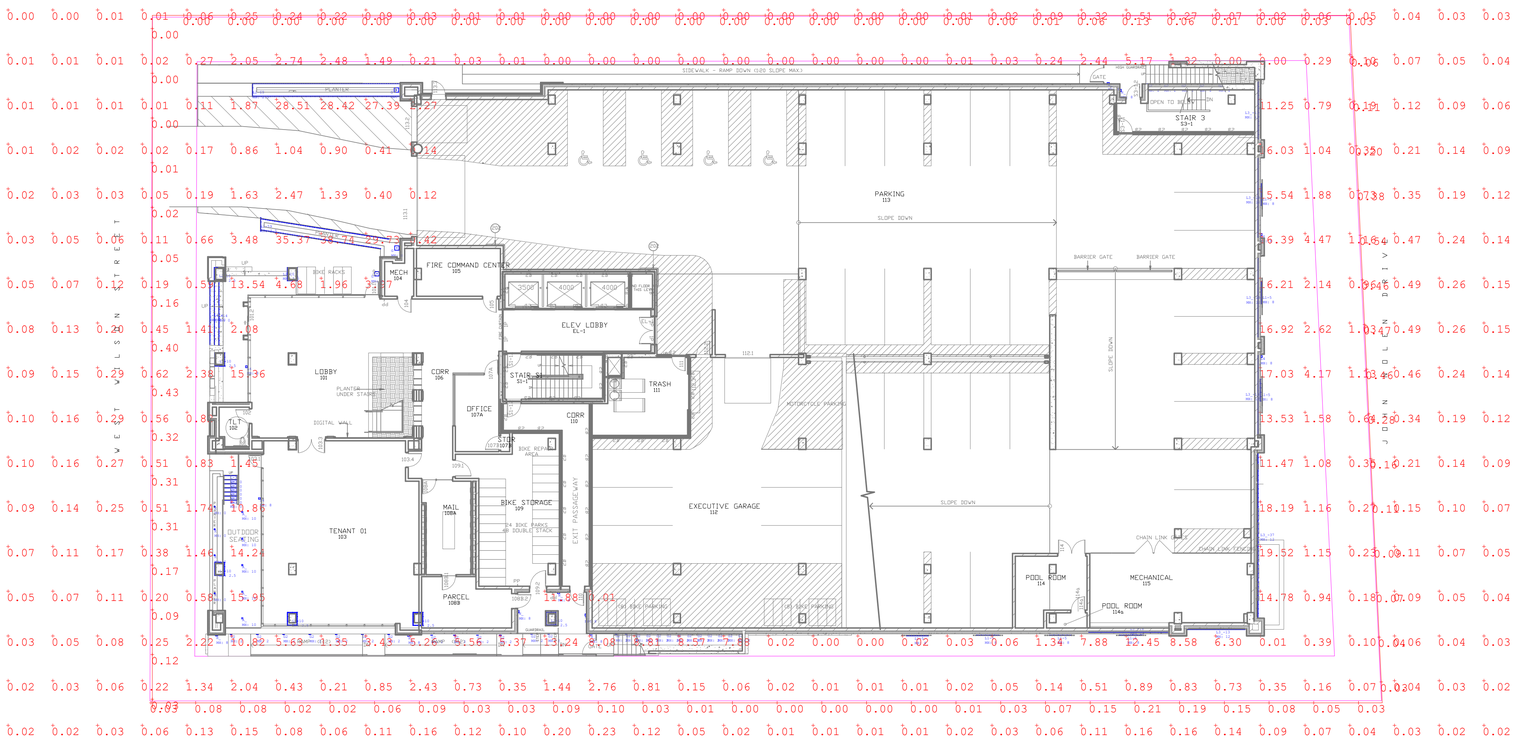

Luminaire Schedule

Label	Qty	Arrangement	LLF	Tag	Description	Lum. Watts	Total Watts	Lum. Lumens
A_	5	SINGLE	0.950	WAC	R4SD2T-S830-CB	22	110	1441
G	3	SINGLE	0.950	HYDREL	PDX4 SS 9LED WHT30K 12 SP xxx xxx	10.06	30.18	276
G2	31	SINGLE	0.950	WAC	WL-LED100-C-WT	3.5	108.5	69
H_	8	SINGLE	0.950	LITHONIA	WDGE1LED P1 30K 90CRI VF MVOLT-SRM-DNAXD	10	80	1028
K	4	SINGLE	0.010	FLOS	FLOS #F004C30AU06 - BOLLARD - BY OTHERS	4	16	159
L-14	3	GROUP	0.950	KLUS	STEPUS (LED K-xx-1220 xxK) -14FT	N.A.	126	N.A.
L-3	7	GROUP	0.950	KLUS	STEPUS (LED K-xx-1220 xxK) -3FT	N.A.	63	N.A.
L1-5	7	GROUP	0.010	LYHOPE	LYHOPE #12X5XMASLED - SHEET NET LIGHTS - BY OTHERS	N.A.	42	N.A.
L2-10	7	GROUP	0.950	KLUS	OBIT (LED K-xx-1275 xxK) -10FT	N.A.	280	N.A.
L2-59	1	GROUP	0.950	KLUS	OBIT (LED K-xx-1275 xxK) -59FT	N.A.	236	N.A.
L2-69	1	GROUP	0.950	KLUS	OBIT (LED K-xx-1275 xxK) -69FT	N.A.	276	N.A.
L3_-13	2	GROUP	0.300	LLI	LLI-DEP-B-G-1_5W-65-30K-24V-156IN	N.A.	39	N.A.
L3_-18	4	GROUP	0.300	LLI	LLI-DEP-B-G-1_5W-65-30K-24V-216IN	N.A.	108	N.A.
L3_-37	1	GROUP	0.300	LLI	LLI-DEP-B-G-1_5W-65-30K-24V-444IN	N.A.	55.5	N.A.
L4	4	SINGLE	0.950	LUMENWERX	VSPL-PYC-LED-80-750-40-4FT	24.4	97.6	3001

Calculation Summary

Label	CalcType	Units	Avg	Max	Min	Avg/Min	Max/Min
Property Line-10FT Setback	Illuminance	Fc	0.09	0.54	0.00	N.A.	N.A.
SITE	Illuminance	Fc	2.12	38.74	0.00	N.A.	N.A.

ENTERPRISE
Lighting & Control

#	DATE	COMMENTS

REVISIONS

DRAWN BY : LB

DATE : APR 10, 2023

SCALE : 1/16" = 1'-0"

THE MOMENT

MADISON, WISCONSIN

EXTERIOR LTG LAYOUT

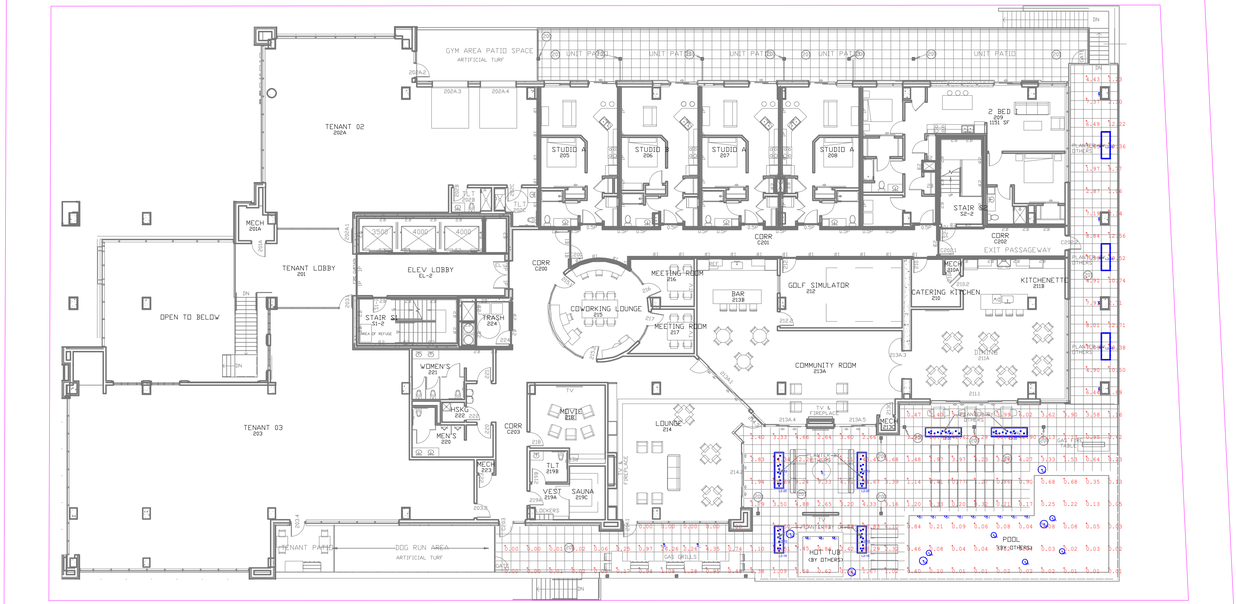

Luminaire Schedule								
Label	**Qty**	**Arrangement**	**LLF**	**Tag**	**Description**	**Lum. Watts**	**Total Watts**	**Lum. Lumens**
AA	5	SINGLE	0.010	SMARTANDGREEN	SMARTANDGREEN #BALL - BY OTHERS	4	20	159
AB	2	SINGLE	0.010	SMARTANDGREEN	SMARTANDGREEN #GLOBE - BY OTHERS	4	8	159
AC	3	SINGLE	0.010	SMARTANDGREEN	SMARTANDGREEN #DEMI - BY OTHERS	4	12	159
B_	3	SINGLE	0.950	WAC	5012-30BZ (narrow beam)	14.5	43.5	517
G1	12	SINGLE	0.010	HYDREL	4426 SS 18LED RGB 120 MFL CLS NM SWM	96.55	1158.6	1904
H_	4	SINGLE	0.950	LITHONIA	WDGE1LED P1 30K 90CRI VF MVOLT-SRM-DNAXD	10	40	1028
K2-10	2	GROUP	0.010	KLUS	DAZUMA # LI002072-00B 8 - 10 FIREFLY LAWN LIGHTS- BY O	N.A.	80	N.A.
K2-12	4	GROUP	0.010	KLUS	DAZUMA # LI002072-00B 8 - 12 FIREFLY LAWN LIGHTS- BY O	N.A.	192	N.A.
L2-16	5	GROUP	0.950	KLUS	OBIT (LED K-xx-1275 xxK) -16FT	N.A.	320	N.A.
L2-20	4	GROUP	0.950	KLUS	OBIT (LED K-xx-1275 xxK) -20FT	N.A.	320	N.A.

Calculation Summary							
Label	**CalcType**	**Units**	**Avg**	**Max**	**Min**	**Avg/Min**	**Max/Min**
POOL DECK	Illuminance	Fc	5.27	45.41	0.00	N.A.	N.A.

ENTERPRISE
Lighting & Control

#	DATE	COMMENTS

REVISIONS

DRAWN BY : LB

DATE : APR 10, 2023

SCALE : 1/16" = 1'-0"

THE MOMENT

MADISON, WISCONSIN

EXTERIOR LTG LAYOUT