

APPLICATION FOR  
URBAN DESIGN COMMISSION  
REVIEW AND APPROVAL

AGENDA ITEM # \_\_\_\_\_  
Project # \_\_\_\_\_  
Legistar # \_\_\_\_\_

DATE SUBMITTED: \_\_\_\_\_

UDC MEETING DATE: \_\_\_\_\_

Action Requested

\_\_\_ Informational Presentation

\_\_\_ Initial Approval and/or Recommendation

\_\_\_ Final Approval and/or Recommendation

PLEASE PRINT!

PLEASE PRINT!

PROJECT ADDRESS: 6021 UNIVERSITY AVENUE

ALDERMANIC DISTRICT: 19 - SPRING HARBOR NEIGHBORHOOD

OWNER/DEVELOPER (Partners and/or Principals) ARCHITECT/DESIGNER/OR AGENT:

CAREY CRESS FOSE

CHRIS GRIFFITHS

CRESS FUNERAL HOME

JST ARCHITECTS INC

3610 SPEEDWAY RP. MADISON

DALLAS TX 75219

CONTACT PERSON: CHRIS GRIFFITHS - J. STUART TODD, INC

Address: 2919 WELBORN  
DALLAS TX 75219

Phone: 214-522-4033 CELL 214-505-8577

Fax: 214-522-7988

E-mail address: cgriffiths@jstarchitects.com

TYPE OF PROJECT:

(See Section A for:)

\_\_\_ Planned Unit Development (PUD)

\_\_\_ General Development Plan (GDP)

\_\_\_ Specific Implementation Plan (SIP)

\_\_\_ Planned Community Development (PCD)

\_\_\_ General Development Plan (GDP)

\_\_\_ Specific Implementation Plan (SIP)

\_\_\_ Planned Residential Development (PRD)

New Construction or Exterior Remodeling in an Urban Design District \* (A public hearing is required as well as a fee)

\_\_\_ School, Public Building or Space (Fee may be required)

\_\_\_ New Construction or Addition to or Remodeling of a Retail, Hotel or Motel Building Exceeding 40,000 Sq. Ft.

\_\_\_ Planned Commercial Site

(See Section B for:)

\_\_\_ New Construction or Exterior Remodeling in C4 District (Fee required)

(See Section C for:)

\_\_\_ R.P.S.M. Parking Variance (Fee required)

(See Section D for:)

\_\_\_ Comprehensive Design Review\* (Fee required)

\_\_\_ Street Graphics Variance\* (Fee required)

\_\_\_ Other \_\_\_\_\_

\*Public Hearing Required (Submission Deadline 3 Weeks in Advance of Meeting Date)

Where fees are required (as noted above) they apply with the first submittal for either initial or final approval of a project.



J. STUART TODD, INC.

ARCHITECTURE  
INTERIORS  
PLANNING

Bob Killingsworth, AIA  
President

John Gary, AIA  
Vice President

J. Stuart Todd, AIA  
Founder

2919 Welborn  
Suite 101  
Dallas, TX 75219  
Tel 214 522-4033  
Fax 214 522-7988

March 12, 2012

Mr. Alan J. Martin  
Planner III/Secretary, Urban Design Commission  
Department of Planning & Development  
Madison Municipal Building  
215 Martin Luther King Jr. Blvd  
PO Box 2985  
Madison WI 53701

RE: Letter of Intent  
Exterior Remodel in an Urban Design District

Dear Mr. Martin:

The following is submitted together with the plans and application for staff, Plan Commission and Common Council consideration of approval.

**Organizational Structure:**

Owner:	Cress Funeral & Cremation	Architect:	J. Stuart Todd, Inc.
Service	3610 Speedway Road		2919 Welborn St #101
	Madison, WI. 53705		Dallas, TX. 75219
	(608)238-3434		(214)522-4033
	Contact: Carey Fose		Contact: Chris Griffiths
Engineer:	Quam Engineering	Landscape	
	4604 Siggelkow Road, Suite A	Design:	Richard Slayton
	McFarland, WI 53558		821 West Lakeside St.
	608.838.7750		Madison, WI. 53715
			(608)251-6132

The proposed remodel / addition would be to Cress Funeral & Cremation Service's existing facility located at 6021 University Ave. The site is presently occupied by a single story funeral home with a partially exposed basement and a gross floor area of 14,052 sq ft. The existing building was constructed in the early 1970's and features a style indicative of the era. The site is currently zoned C-1. Access to the site is directly from University via asphalt paving which surrounds the structure on all sides and does not provide adequate area for green space. The site predominately drains from west to east and terminates into a storm water inlet located in the southeast corner of the site. The site is bordered by single family residences located directly to the south, east, and then across University Ave to the north. Bordering the site directly to the West is Ashbury Church along with other commercial buildings along university.



ARCHITECTURE  
INTERIORS  
PLANNING

Bob Killingsworth, AIA  
President

John Gary, AIA  
Vice President

J. Stuart Todd, AIA  
Founder

2919 Welborn  
Suite 101  
Dallas, TX 75219  
Tel 214 522-4033  
Fax 214 522-7988

J. STUART TODD, INC.

Department of Planning and Development

March 12, 2012

Page 2

The proposed addition will add approximately 1,297 sq ft of gross floor area to the existing structure and will only moderately impact the buildings existing footprint. The bulk of this gross square foot addition will come from the expansion of the reception center above the existing flat roof garage. This expansion will maintain the integrity of the original architecture while offering a refreshed look though the use of new materials, such as cultured stone, which will be repeated throughout the entire facade. A new mechanical tower will enhance the buildings most visible facade by breaking up the existing low sloped roof line and adding an appropriate amount of height to the structure. The two existing porte-cochères on the north and west side of the building will be enclosed to add an additional stateroom and enclosed receiving garage as well. A new entrance canopy on the south facade will offer patrons a covered entrance to the facility.

The proposed modifications to the sites existing asphalt paving will only slightly impact the sites existing drainage patterns. The modifications would include the entire parking lot being resurfaced and restriped. The existing remote parking lot currently extends past the sites northern boundary. The proposed site plan calls for this lot to be moved slightly south in-order to bring it within the boundaries of the site. The main parking lot to the south would be extended further to the south to maintain adequate space between rows. Additional landscape islands will add to the overall green space of the site. The existing asphalt drive around the north side of the building would be removed and replaced with a tastefully landscaped green belt to help soften the facade visible from University Ave. Additional landscape screening around the sites southern perimeter will help establish a buffer between the funeral home and the existing residences. A new site entrance/exit on the west side of the site is proposed to help traffic flow onto University Ave. Exiting traffic would egress onto University Ave via stop light located at an extension of Magnus Swenson Drive. The proposed stoplight would aid traffic flow from both Cress Funeral & Cremation Service and Ashbury Church onto University Ave.




# Highland Park™ 1.5

## Bungalow Style TLHPC15

Catalog Number:

Project:

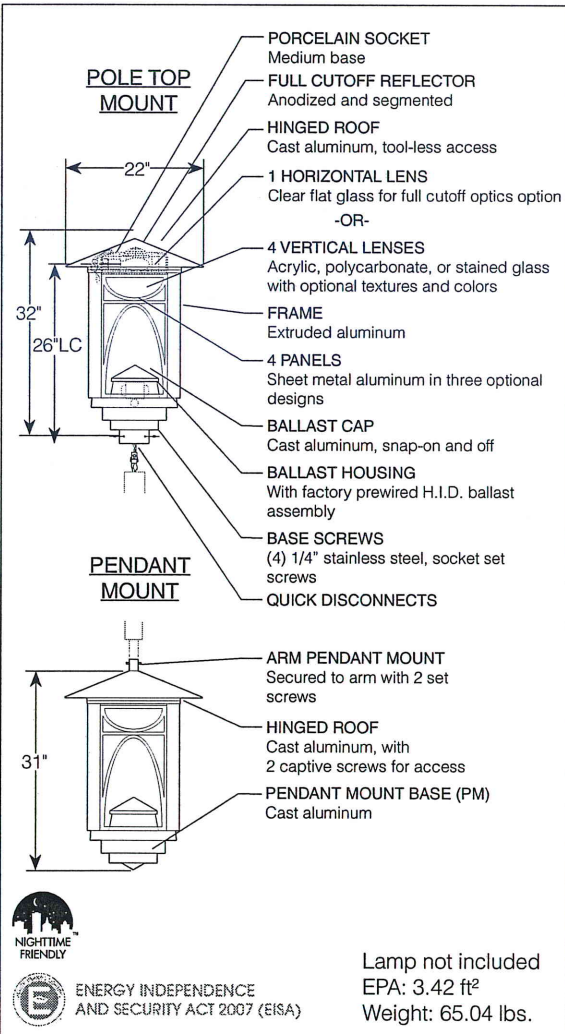


Series      Bases      Lamp Type      Lens      Distribution      Voltage      Panels      Options      Finish

**Sample Catalog no:**

TLHPC15	4S	100M MED	AWS	SR2	120	P3	SF	DBL
Series	Bases	Lamp type	Lens	Distribution	Voltage	Panels	Options	Finish
TLHPC15	3R 4R 4S 5R 5S PM	70M MED 100M MED 150M MED 70S MED 100S MED 150S MED	AWS GOF ACT GCS ACS GCF PWS PCT PCS	SR2 SR3 SR4SC SR5S	120 208 240 277 347 480	(blank) P1 P2 P3	HS House-side Shield SF Single Fusing DF Double Fusing PEB1 Photocell Button 120v PEB2 Photocell Button 208, 240, 277v	DBL Black DDB Dark Bronze DTG Dark Green DBNS Copper Brown DCRW Brown Beige DCRU Beige CM Custom Match CS Custom Select

Note: See following pages for details.



**Construction**

The luminaires are constructed of high quality cast, extruded and sheet metal aluminum. The roof is hinged and sealed with a continuous silicone gasket. Lenses have a continuous seal. The internal ballast housing is cast aluminum and sealed with a silicone gasket with no exposed hardware. All exposed hardware is tamper resistant stainless steel. FINISH: The powder coat finish uses premium TGIC polyester powder. The finish is a three-stage process that consists of drying, powder application and curing. Before coating, the parts are treated with a five-stage pretreatment process, consisting of a heated alkaline cleaner, rinse, phosphate coating, rinse and sealant.

**Optics**

Lens choices are, (1) horizontal tempered flat glass or (4) vertical acrylic, polycarbonate or stained glass. The luminaires utilize an internal anodized and segmented reflector with a socket for a horizontal lamp. Reflectors are available in Type II, III, IV sharp cutoff, and V, full cutoff distributions, are interchangeable and rotatable.

**Electrical**

Luminaires are furnished with an HID ballast assembly. HID ballasts are high power factor core and coil. HID sockets are 4KV pulse rated porcelain, medium base with copper alloy nickel-plated screw shell and center contact. Lamp is not included.

**Installation**

Pole top luminaires mount directly on a 4" or 5" square pole, 4" round pole, or on a 3" O.D. x 3" tall tenon with (4) 1/4-20 socket set screws. Pole top luminaires have tool-less optical access through the hinged roof (with vertical lens assembly) and/or hinged side panel (with horizontal flat glass). Pendant luminaires mount to the arms by a tool-less plumb device and secured with set screws. The optics are accessed through the hinged roof by loosening two captive fasteners. The reflector may be removed without tools and is furnished with a quick-disconnect. The ballast assembly is furnished with a quick-disconnect and has tool-less access by removing the snap-on cover to the housing.

**Listing**

The luminaire is tested to and meets all NRTL's outdoor requirement standards, wet location use, through the fully accredited and approved CSA laboratory.

WARNING: Tersen reserves the right to modify specifications without notice.



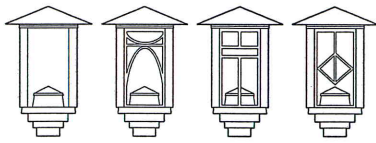
Lighting

TLHPC15 page 1 of 4  
Rev. 07/09

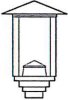






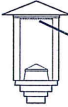
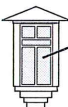
















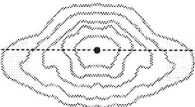
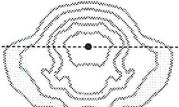
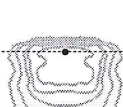











# Highland Park™ 1.5

Bungalow Style TLHPC15

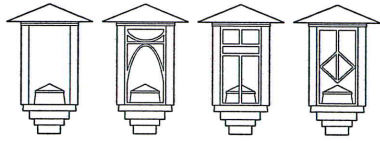


## ORDERING GUIDE

<p><b>Series</b></p>	<p><input type="checkbox"/> <b>TLHPC15</b> Tersen Luminaires - Highland Park 1.5 - Bungalow Style </p>												
<p><b>Bases</b></p>	<p><u>Bases for Post Mount Options</u></p> <p> <input type="checkbox"/> <b>3R</b>  3"x 3" pole tenon mount                 <input type="checkbox"/> <b>4R</b>  4" round pole mount                 <input type="checkbox"/> <b>4S</b>  4" square pole mount                 <input type="checkbox"/> <b>5R</b>  5" round pole mount                 <input type="checkbox"/> <b>5S</b>  5" square pole mount                 <input type="checkbox"/> <b>PM</b>  pendant mount         </p>												
<p><b>Lamp type</b></p>	<p> <u>Metal Halide</u>    <input type="checkbox"/> <b>70M MED</b>     <input type="checkbox"/> <b>100M MED</b>     <input type="checkbox"/> <b>150M MED</b>  <u>High Pressure Sodium</u>    <input type="checkbox"/> <b>70S MED</b>     <input type="checkbox"/> <b>100S MED</b>     <input type="checkbox"/> <b>150S MED</b> </p> <p>             Ballast: HX-HPF     Ballast: HX-HPF     Ballast: HX-HPF              Lamp: E17     Lamp: E17     Lamp: E17              Base: Medium     Base: Medium     Base: Medium         </p> <p>1. Lamp not included.</p>												
<p><b>Lens</b></p>	<table border="1"> <tr> <td data-bbox="360 1051 584 1183">  <p>Horizontal Lens</p> </td> <td data-bbox="584 1051 865 1183"> <p><u>Glass Lens</u></p> <p><input type="checkbox"/> <b>GCF</b> clear flat</p> </td> <td data-bbox="865 1051 1169 1183"> <p><u>Acrylic Lens</u></p> </td> <td data-bbox="1169 1051 1468 1183"> <p><u>Polycarbonate Lens</u></p> </td> </tr> <tr> <td data-bbox="360 1183 584 1432">  <p>4 Vertical Lens</p> </td> <td data-bbox="584 1183 733 1432"> <p><input type="checkbox"/> <b>GCS</b> clear seeded</p>  </td> <td data-bbox="733 1183 865 1432"> <p><input type="checkbox"/> <b>GOF</b> orange flame</p>  </td> <td data-bbox="865 1183 1169 1432"> <p><input type="checkbox"/> <b>ACT</b> clear textured</p>  <p><input type="checkbox"/> <b>ACS</b> clear smooth</p> </td> <td data-bbox="1169 1183 1468 1432"> <p><input type="checkbox"/> <b>AWS</b> white smooth</p> <p><input type="checkbox"/> <b>PCT</b> clear textured</p>  <p><input type="checkbox"/> <b>PWS</b> white smooth</p> <p><input type="checkbox"/> <b>PCS</b> clear smooth</p> </td> </tr> </table>	 <p>Horizontal Lens</p>	<p><u>Glass Lens</u></p> <p><input type="checkbox"/> <b>GCF</b> clear flat</p>	<p><u>Acrylic Lens</u></p>	<p><u>Polycarbonate Lens</u></p>	 <p>4 Vertical Lens</p>	<p><input type="checkbox"/> <b>GCS</b> clear seeded</p> 	<p><input type="checkbox"/> <b>GOF</b> orange flame</p> 	<p><input type="checkbox"/> <b>ACT</b> clear textured</p>  <p><input type="checkbox"/> <b>ACS</b> clear smooth</p>	<p><input type="checkbox"/> <b>AWS</b> white smooth</p> <p><input type="checkbox"/> <b>PCT</b> clear textured</p>  <p><input type="checkbox"/> <b>PWS</b> white smooth</p> <p><input type="checkbox"/> <b>PCS</b> clear smooth</p>			
 <p>Horizontal Lens</p>	<p><u>Glass Lens</u></p> <p><input type="checkbox"/> <b>GCF</b> clear flat</p>	<p><u>Acrylic Lens</u></p>	<p><u>Polycarbonate Lens</u></p>										
 <p>4 Vertical Lens</p>	<p><input type="checkbox"/> <b>GCS</b> clear seeded</p> 	<p><input type="checkbox"/> <b>GOF</b> orange flame</p> 	<p><input type="checkbox"/> <b>ACT</b> clear textured</p>  <p><input type="checkbox"/> <b>ACS</b> clear smooth</p>	<p><input type="checkbox"/> <b>AWS</b> white smooth</p> <p><input type="checkbox"/> <b>PCT</b> clear textured</p>  <p><input type="checkbox"/> <b>PWS</b> white smooth</p> <p><input type="checkbox"/> <b>PCS</b> clear smooth</p>									
<p><b>Distribution</b></p>	<p><u>Full Cutoff, Horizontal Lamp Reflectors</u></p> <table border="1"> <tr> <td data-bbox="360 1444 525 1555"> <p><input type="checkbox"/> <b>SR2</b></p> </td> <td data-bbox="525 1444 783 1555"> <p><input type="checkbox"/> <b>SR3</b></p> </td> <td data-bbox="783 1444 1040 1555"> <p><input type="checkbox"/> <b>SR4SC</b></p> </td> <td data-bbox="1040 1444 1468 1555"> <p><input type="checkbox"/> <b>SR5S</b></p> </td> </tr> <tr> <td data-bbox="360 1555 525 1693"> <p>House Side</p> <p>Street Side</p>  </td> <td data-bbox="525 1555 783 1693">  </td> <td data-bbox="783 1555 1040 1693">  </td> <td data-bbox="1040 1555 1468 1693">  </td> </tr> <tr> <td data-bbox="360 1693 525 1876"> <p><b>Type II</b> Distributes light slightly ahead of luminaire location with significant lateral spread.</p> </td> <td data-bbox="525 1693 783 1876"> <p><b>Type III</b> Provides light farther ahead of the luminaire than a Type II pattern but maintains a significant lateral spread.</p> </td> <td data-bbox="783 1693 1040 1876"> <p><b>Type IV</b> Sharp Cutoff Distributes light almost exclusively forward with an emphasis on eliminating light trespass and spill light behind the pole.</p> </td> <td data-bbox="1040 1693 1468 1876"> <p><b>Type V</b> Provides improved uniformity with a variance of the Type V distribution with a slightly square pattern compared to the regular Type V.</p> </td> </tr> </table>	<p><input type="checkbox"/> <b>SR2</b></p>	<p><input type="checkbox"/> <b>SR3</b></p>	<p><input type="checkbox"/> <b>SR4SC</b></p>	<p><input type="checkbox"/> <b>SR5S</b></p>	<p>House Side</p> <p>Street Side</p> 				<p><b>Type II</b> Distributes light slightly ahead of luminaire location with significant lateral spread.</p>	<p><b>Type III</b> Provides light farther ahead of the luminaire than a Type II pattern but maintains a significant lateral spread.</p>	<p><b>Type IV</b> Sharp Cutoff Distributes light almost exclusively forward with an emphasis on eliminating light trespass and spill light behind the pole.</p>	<p><b>Type V</b> Provides improved uniformity with a variance of the Type V distribution with a slightly square pattern compared to the regular Type V.</p>
<p><input type="checkbox"/> <b>SR2</b></p>	<p><input type="checkbox"/> <b>SR3</b></p>	<p><input type="checkbox"/> <b>SR4SC</b></p>	<p><input type="checkbox"/> <b>SR5S</b></p>										
<p>House Side</p> <p>Street Side</p> 													
<p><b>Type II</b> Distributes light slightly ahead of luminaire location with significant lateral spread.</p>	<p><b>Type III</b> Provides light farther ahead of the luminaire than a Type II pattern but maintains a significant lateral spread.</p>	<p><b>Type IV</b> Sharp Cutoff Distributes light almost exclusively forward with an emphasis on eliminating light trespass and spill light behind the pole.</p>	<p><b>Type V</b> Provides improved uniformity with a variance of the Type V distribution with a slightly square pattern compared to the regular Type V.</p>										

# Highland Park™ 1.5

## Bungalow Style TLHPC15



### ORDERING GUIDE

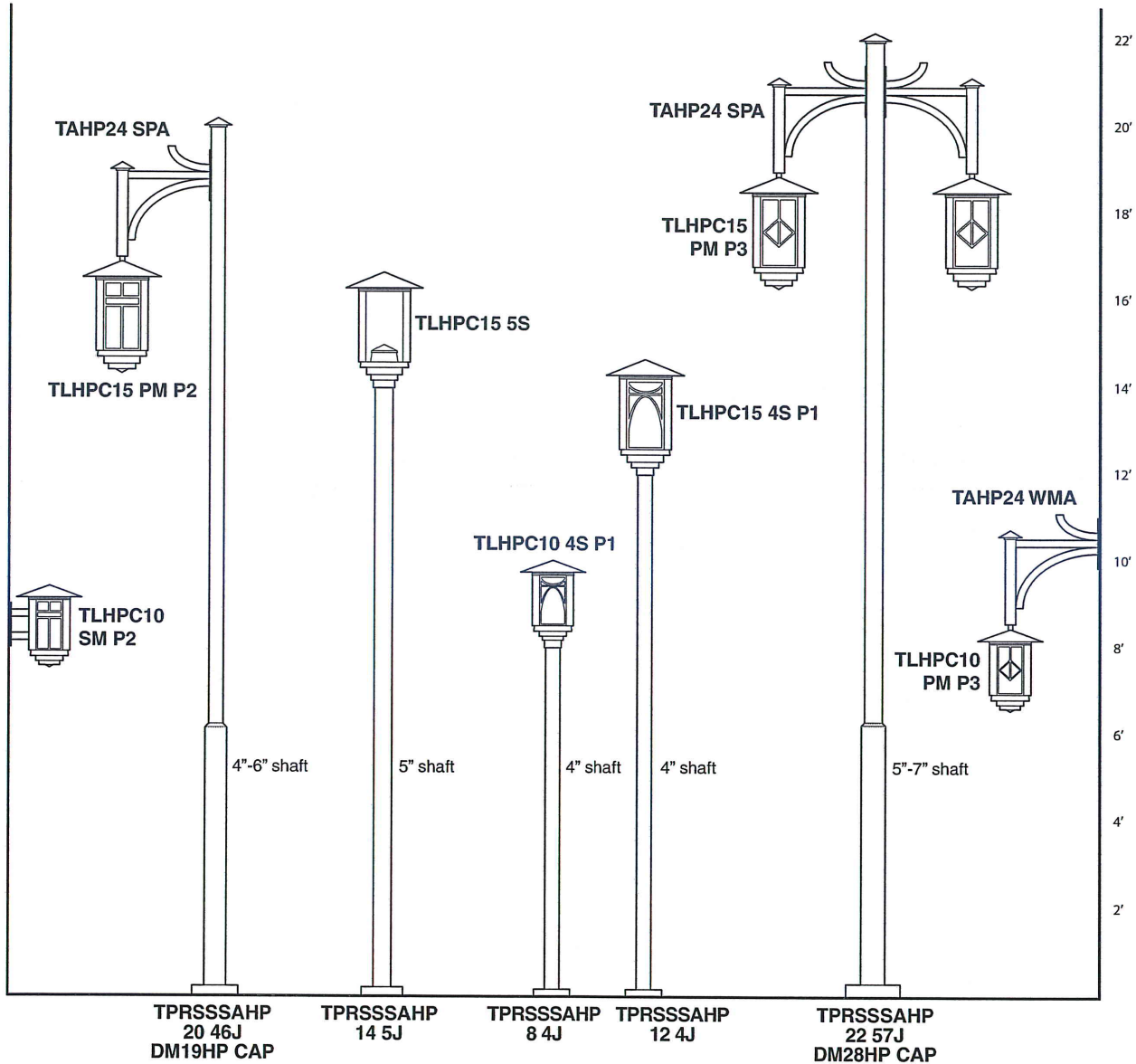
<p><b>Voltage</b></p>	<p> <input type="checkbox"/> <b>120</b> 120 volt         <input type="checkbox"/> <b>208<sup>2</sup></b> 208 volt         <input type="checkbox"/> <b>240</b> 240 volt         <input type="checkbox"/> <b>277</b> 277 volt         <input type="checkbox"/> <b>347</b> 347 volt         <input type="checkbox"/> <b>480</b> 480 volt       </p> <p>Multi-tap ballast (120, 208, 240, 277v). 2. Consult factory for 208 volt availability in Canada.</p>
<p><b>Panels</b></p>	<p> <input type="checkbox"/> blank no panel         <input type="checkbox"/> <b>P1</b> style 1         <input type="checkbox"/> <b>P2</b> style 2         <input type="checkbox"/> <b>P3</b> style 3       </p>
<p><b>Options</b></p>	<p> <input type="checkbox"/> <b>HS<sup>3</sup></b> House Side Shield         <input type="checkbox"/> <b>SF</b> Single Fusing         <input type="checkbox"/> <b>DF</b> Double Fusing         <input type="checkbox"/> <b>PEB1</b> 120v Photocell         <input type="checkbox"/> <b>PEB2</b> 208,240,277v Photocell       </p> <p>3. HS, house side shield is not available with distribution option SR4SC or SR5S.</p>
<p><b>Finish</b></p>	<p> <input type="checkbox"/> <b>DBL</b> Black         <input type="checkbox"/> <b>DDB</b> Dark Bronze         <input type="checkbox"/> <b>DTG</b> Dark Green         <input type="checkbox"/> <b>CM</b> Custom Match         <input type="checkbox"/> <b>CS</b> Custom Select       </p> <p>This choice requires that a custom powder be manufactured to match a specific color chip provided by the specifier.</p> <p>Tersen offers custom selected RAL powder coat colors. See chart (form 794.3) for cataloged optional colors or contact the factory.</p>

# Highland Park™ 1.5

## Bungalow Style TLHPC15

### Recommended Product Family

### Luminaires, Poles, Arm and Wall Mount



LUMINAIRE: Available in two sizes, 1.0 and 1.5.

POLES: Square straight or stepped poles in aluminum with cast aluminum HP base.

ARM and WALL MOUNT: Aluminum arm with 24" from light center to pole or wall.

For detailed product specifications for Poles, Arm/Wall Mount and other Luminaire see the Tersen website.





An AcuityBrands Company

IP65   

# 3130 SQUARE LOUVERED BOLLARD WEDGE

## DESCRIPTION

The 3130 BOLLARD is a low level area lighting luminaire that combines visual appeal with superior performance and unequalled quality. It is designed to work in building perimeter areas and public spaces completing a wide variety of architectural styles.

Superior performance extends to the detailed finish of the louvers. Matte black finish of top surface provides IES cut off performance while gloss white on bottom extends reflective light to economize on spacing of fixtures. Custom finish available on top louver surface.

The 3130 BOLLARD offers a patented impact resistant mounting and leveling design ensuring life long performance. Four levelling pads within the base mounting plate are easily accessible through the access panel. The levelling pads provide **full** contact with the concrete pad, providing a high degree of stability. The base mounting plate is fully welded to the bollard post, providing complete structural support from all directions, giving the bollard superior vandal resistance.

## FEATURES & SPECIFICATIONS

**MATERIAL:** Copper-free Aluminum A360.

**LAMP: Fluorescent:** 42 Watt Max. Triple Tube.  
**HID:** 70 Watt Max. G12, 100 Watt Max. E17/Elliptical  
(Coated Lamp is recommended -LPIC)

**VOLTAGE:** See ordering guide.

**BALLASTING:** Integrally mounted magnetic or electronic ballast with low starting temperature.

**FASTENERS:** Stainless Steel.

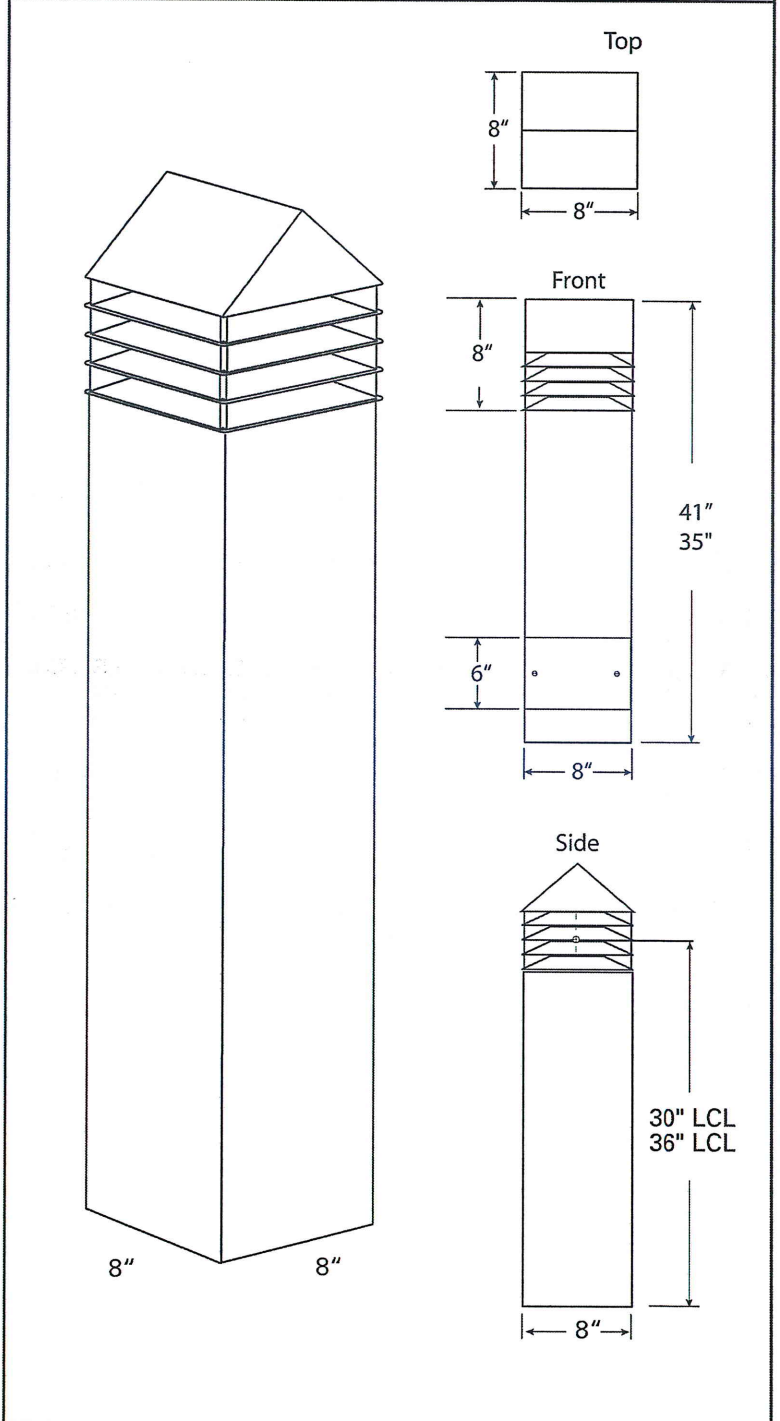
**FINISH:** See ordering guide

**LISTINGS:** U.L., C.U.L.

TYPE	JOB NAME
------	----------

PART NUMBER
-------------

Product	Height	Lamp Type	Voltage	Distribution	Options	Lamp	Finish	List
---------	--------	-----------	---------	--------------	---------	------	--------	------



APPROVALS
-----------

NOTE: HYDREL RESERVES THE RIGHT TO MODIFY SPECIFICATION WITHOUT NOTICE. Any dimension on this sheet is to be assumed as a reference dimension: "Used for information purposes only. It does not govern manufacturing or inspection requirements." (ANSI Y14.5-1973)

## 3130 BOLLARD ORDERING INFORMATION

60 Hz Application

Choose the boldface catalog nomenclature that best suits your needs.

**PART NO.**

---



---



---



---



---



---



---



---

**EXAMPLE:**

Product	Height	Voltage	Lamp Type	Options	Lamp	Finish
<input type="checkbox"/> 3130	<input type="checkbox"/> 36 <input type="checkbox"/> 42	<input type="checkbox"/> 120 <input type="checkbox"/> 208 <input type="checkbox"/> 220 <input type="checkbox"/> 240 <input type="checkbox"/> 277 <input type="checkbox"/> 347 <input type="checkbox"/> 120/277 <input type="checkbox"/> TB <input type="checkbox"/> MVOLT <sup>3</sup>	<p><b>Fluorescent</b></p> <input type="checkbox"/> 26DTT GX24Q-3 <input type="checkbox"/> 32TRT GX24Q-4 <input type="checkbox"/> 42TRT GX24Q-4 <p><b>MH</b></p> <input type="checkbox"/> 50M <sup>1</sup> ED17 Med. <input type="checkbox"/> 50CM <sup>1</sup> ED17 Med. <input type="checkbox"/> 70M <sup>1</sup> ED17 Med. <input type="checkbox"/> 70CM <sup>1</sup> ED17 Med. <input type="checkbox"/> 100M <sup>1</sup> ED17 Med. <input type="checkbox"/> 100CM <sup>1</sup> ED17 Med. <input type="checkbox"/> 35CMT6 <sup>2</sup> T6 G12 <input type="checkbox"/> 70CMT6 <sup>2</sup> T6 G12 <input type="checkbox"/> 20CMT4 <sup>2</sup> T4 G8.5 <input type="checkbox"/> 35CMT4 <sup>2</sup> T4 G8.5 <input type="checkbox"/> 70CMT4 <sup>2</sup> T4 G8.5 <p><b>HPS</b></p> <input type="checkbox"/> 50S <sup>1</sup> E17 Med. <input type="checkbox"/> 70S <sup>1</sup> E17 Med. <input type="checkbox"/> 100S <sup>1</sup> E17 Med.	<p><b>Fusing</b></p> <input type="checkbox"/> SF <sup>4</sup> Single Fuse <input type="checkbox"/> DF <sup>5</sup> Double Fuse <p><b>Ballast</b></p> <input type="checkbox"/> GEB <sup>6</sup> Generic Electronic Ballast <input type="checkbox"/> CW20 <sup>9</sup> Cold Weather Ballast (-20°F start) <p><b>Receptacle</b></p> <input type="checkbox"/> GFCI Receptacle <input type="checkbox"/> DR Duplex Receptacle <p><b>Emergency</b></p> <input type="checkbox"/> ELN <sup>8</sup> Emergency Battery Backup (fluorescent only 1300 lumen output) <input type="checkbox"/> EC 12 Volt Emergency Circuit	<input type="checkbox"/> LPI Lamp Included <input type="checkbox"/> LPIC Lamp Included, Coated <input type="checkbox"/> L/LP Less Lamp	<input type="checkbox"/> DBLB Designer Black, textured <input type="checkbox"/> DSPD Dark Gray, textured <input type="checkbox"/> DNAT Natural Alum. textured <input type="checkbox"/> DWHG Designer White, textured <input type="checkbox"/> DDBT Dark Bronze, textured <input type="checkbox"/> DSPF Rust, textured <input type="checkbox"/> DSST Sandstone, textured <input type="checkbox"/> CF Custom Finish <p><b>Optional Louvers Painted<sup>7</sup></b></p> <input type="checkbox"/> ___/PL Louvers painted to match fixture (top only)
				<b>Distribution</b>		
				<input type="checkbox"/> SYM Symetrical, 360°		
				<input type="checkbox"/> FT Forward Throw, 180°		

**Notes:**

- <sup>1</sup> Will be provided with coated lamps unless LPI is chosen.
- <sup>2</sup> T4 and T6 Lamps will be provided with a frosted lens.
- <sup>3</sup> MVOLT (120-277) available with GEB option or with Fluorescent lamps.
- <sup>4</sup> SF is only available with 120, 277 or 347 volts on HID only.
- <sup>5</sup> DF is only available with 208, 220 or 240 volts on HID only.
- <sup>6</sup> GEB is available with MH lamps only.
- <sup>7</sup> Louvers will be black unless otherwise specified (top only).
- <sup>8</sup> ELN only valid with fluorescent and only valid with 120 or 277 volts.
- <sup>9</sup> CW20 only available with fluorescent lamps and 120 or 277 volt.



## 3130 BOLLARD ORDERING INFORMATION

### 50 Hz Application

Choose the boldface catalog nomenclature that best suits your needs.

**PART NO.**

---

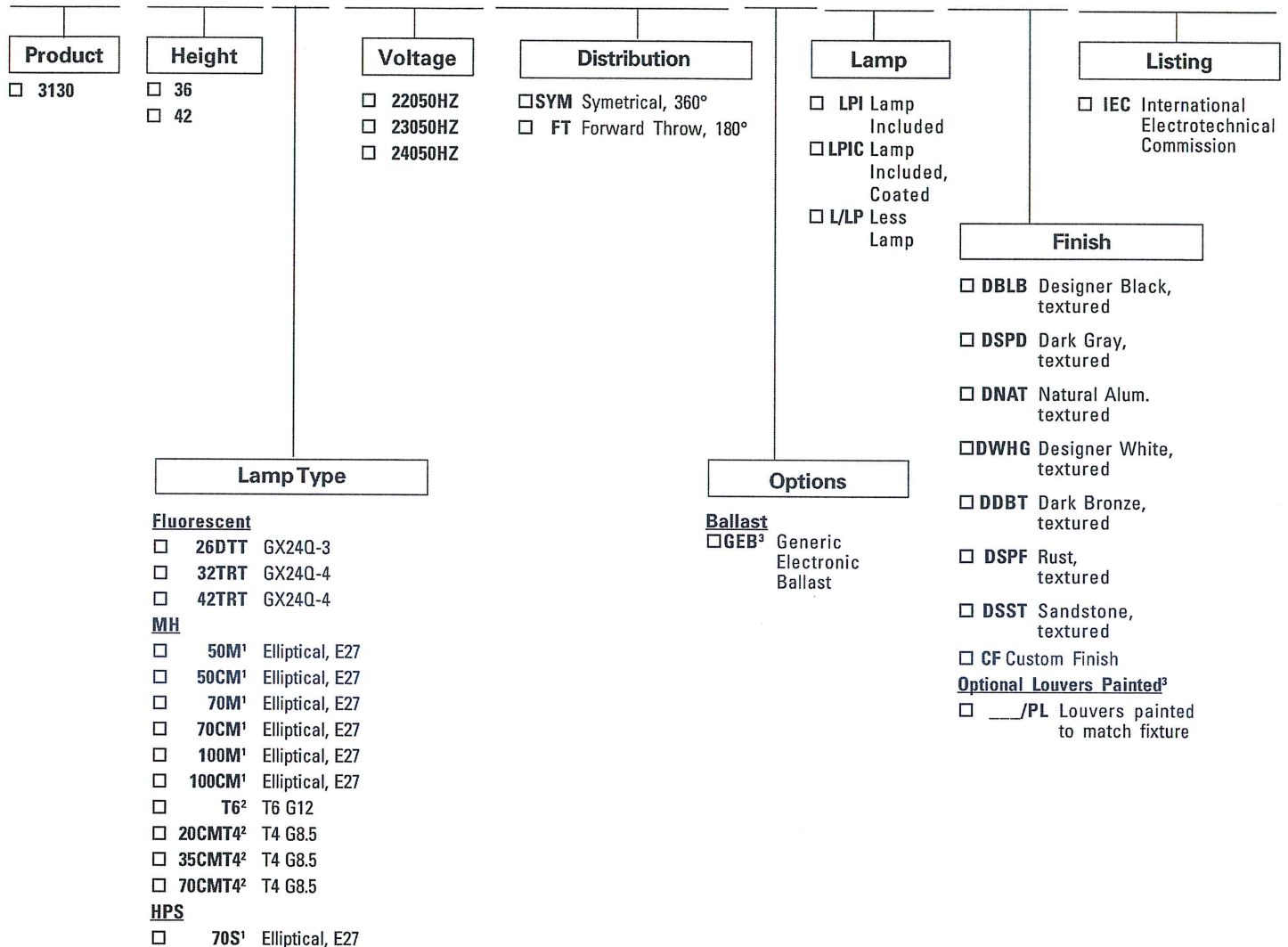


---



---

### EXAMPLE:



**Notes:**

- <sup>1</sup> Will be provided with coated lamps unless LPI is chosen.
- <sup>2</sup> T4 and T6 Lamps will be provided with a frosted lens.
- <sup>3</sup> GEB is available with MH lamps only.
- <sup>4</sup> Louvers will be black unless otherwise specified (top only).

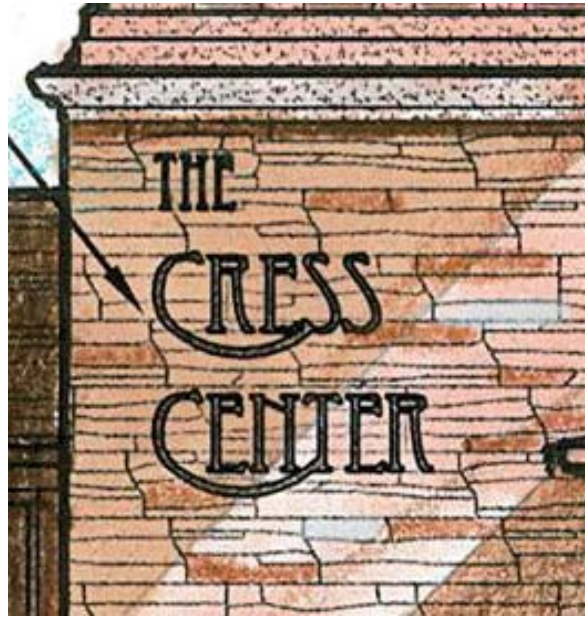


# Existing Site Sign Relocation



**Description:** The existing site sign is located in the vicinity of the existing drive at the northern boundary of the site. The sign would be relocated to the northwest corner of the site per the attached proposed site plan.

## New Façade Signage



**Description:** Four (4) new façade signs shall be added to the building at locations designated by the attached proposed building elevations. The signs will consist of raised “dark bronze” metal letters ranging in height from 12” - 18”. The overall approximate sign dimensions shall be 6’-0”H x 5’-0”W.

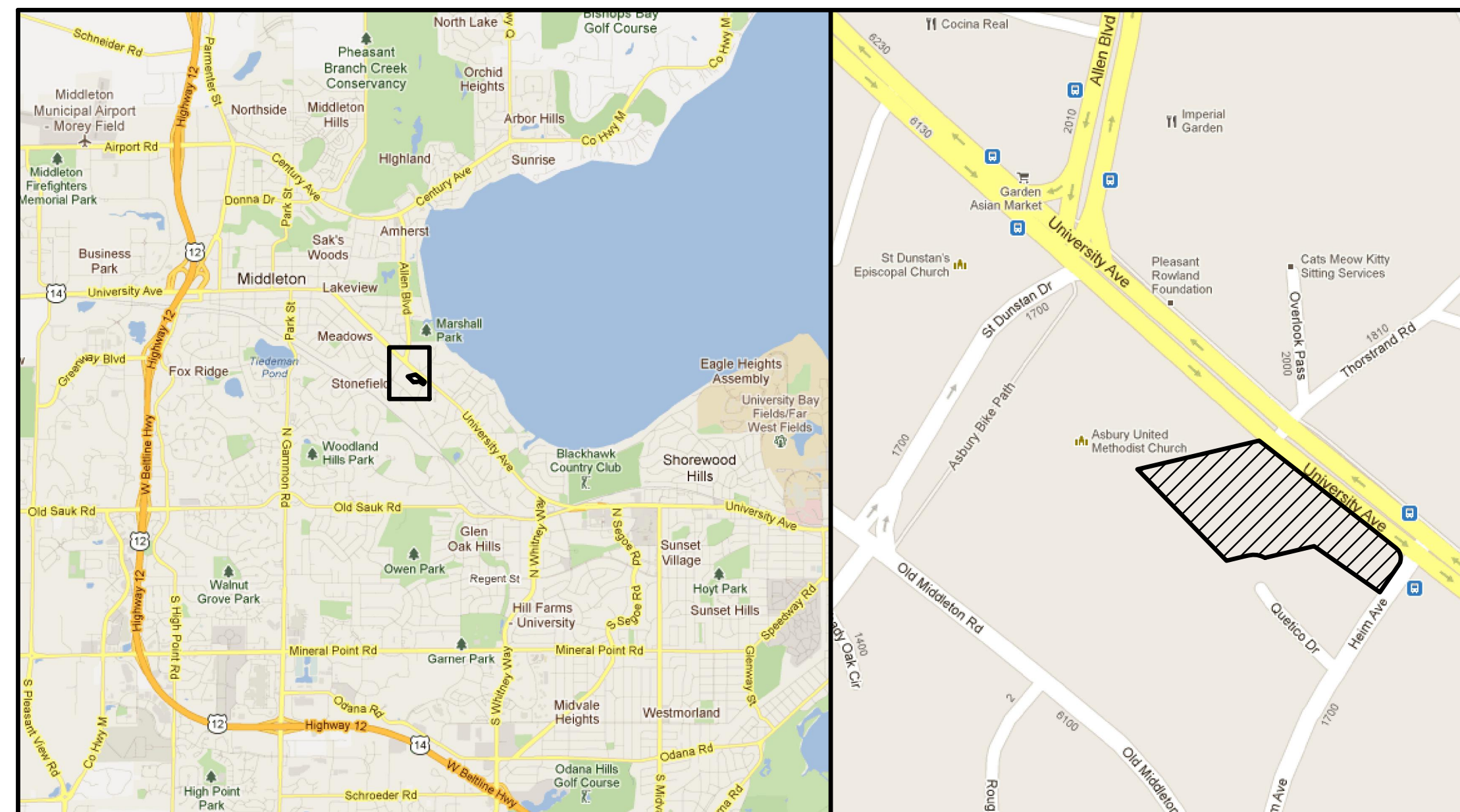


# PROPOSED ADDITION FOR THE CRESS CENTER

ISSUE DATE:	
MARCH 12, 2012	UDC REVIEW
APRIL 10, 2012	UDC REVIEW
REVISION:	

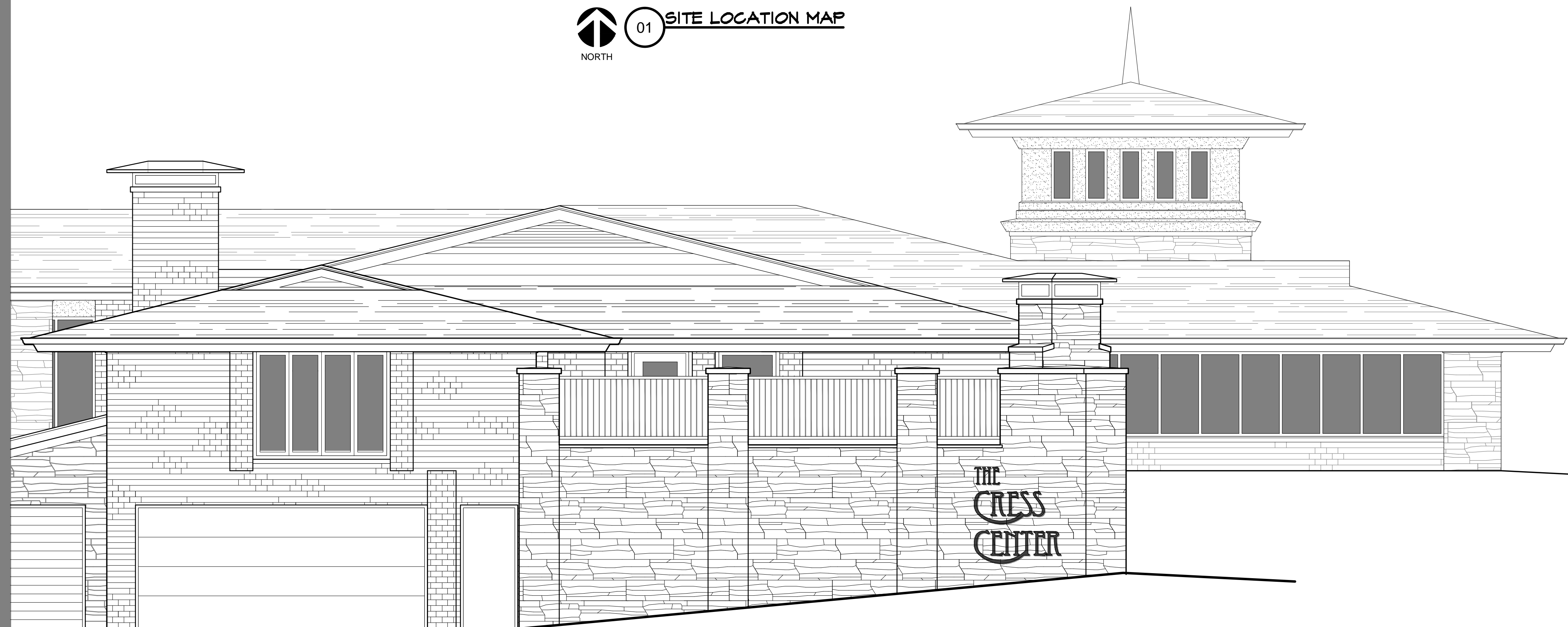
## SHEET INDEX

- ARCHITECTURAL**
- A0.0 COVER PAGE
  - A1.0 EXISTING SITE PLAN
  - A1.1 PROPOSED SITE PLAN
  - A2.0 FLOOR PLAN
  - A3.0 ELEVATIONS
  - A4.0 CONTEXTUAL SITE PLAN
  - A5.0 CONTEXTUAL PHOTOS
  - A6.0 CONTEXTUAL PHOTOS
  - C1.0 EXISTING GRADING PLAN
  - C2.0 PROPOSED GRADING PLAN
  - L1.0 LANDSCAPE PLAN
  - L2.0 LANDSCAPE SCHEDULE
  - P1.0 PHOTOMETRIC PLAN



**01 SITE LOCATION MAP**

NORTH



**ARCHITECT**  
 ROBERT C. KILLINGSWORTH  
 J. STUART TODD, INC.  
 2919 WELBORN, STE. 101  
 DALLAS, TEXAS 75219  
 (214) 522 - 4033  
 (214) 522 - 7988 FAX


**STRUCTURAL ENGINEER**  
 BRITT, PETERS & ASSOCIATES INC.  
 1100 QUEENSBORO BLVD., SUITE 202  
 MT. PLEASANT, SOUTH CAROLINA 29464  
 (843) 284 - 0400  
 (843) 284 - 0401 FAX

**M.E.P. ENGINEER**  
 RADFORD ENGINEERING CO.  
 P.O. BOX 1552  
 RICHARDSON, TEXAS 75083  
 (214) 215 - 4437  
 (972) 542 - 6545 FAX

**CIVIL ENGINEER**  
 QUAM ENGINEERING, LLC  
 4604 SIGGELKOW ROAD, SUITE A  
 MCFARLAND, WI 53558  
 (608) 838 - 7750  
 (608) 838 - 7752 FAX

**LANDSCAPE DESIGN**  
 RICHARD SLAYTON  
 821 WEST LAKESIDE STREET  
 MADISON, WI 53715  
 (608) 251 - 6132

**J. STUART TODD, INC.**  
 ARCHITECTS - INTERIORS - MUSEUM - CEMETERY - PLANNING  
 WWW.JSTARCHITECTS.COM  
 2919 WELBORN, DALLAS, TEXAS 75219, 214.522.4033  
 1 800.452.4033




**THE CRESS CENTER**  
 6021 UNIVERSITY AVENUE  
 MADISON, WISCONSIN

SHEET NO.  
**A0.0**  
 JOB NUMBER: 11070



ISSUE DATE:	
MARCH 12, 2012	UDC REVIEW
APRIL 10, 2012	UDC REVIEW
REVISION:	

J. STUART TODD, INC.  
 ARCHITECTS - INTERIORS - MUSEUM - CEMETERY - PLANNING  
 WWW.JSTARCHITECTS.COM  
 2919 WELBORN, DALLAS, TEXAS 75219, 214.522.4033  
 1.800.451.4000

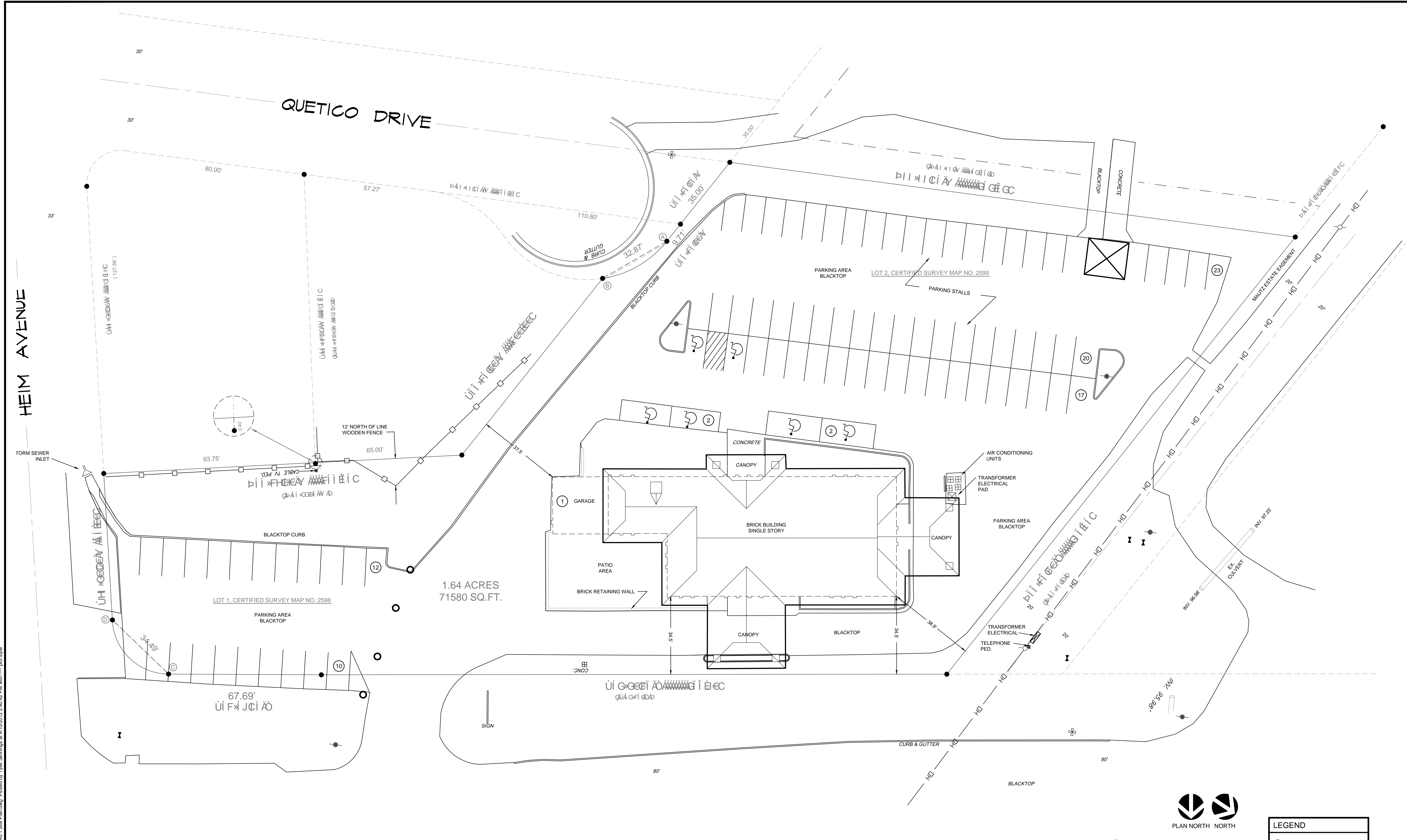


**THE CRESS CENTER**  
 6021 UNIVERSITY AVENUE  
 MADISON, WISCONSIN

SHEET NO.

**A1.0**


JOB NUMBER: 11070



HEIM AVENUE

QUETICO DRIVE

UNIVERSITY AVENUE



01 EXISTING SITE PLAN  
 SCALE: 1" = 20'-0"

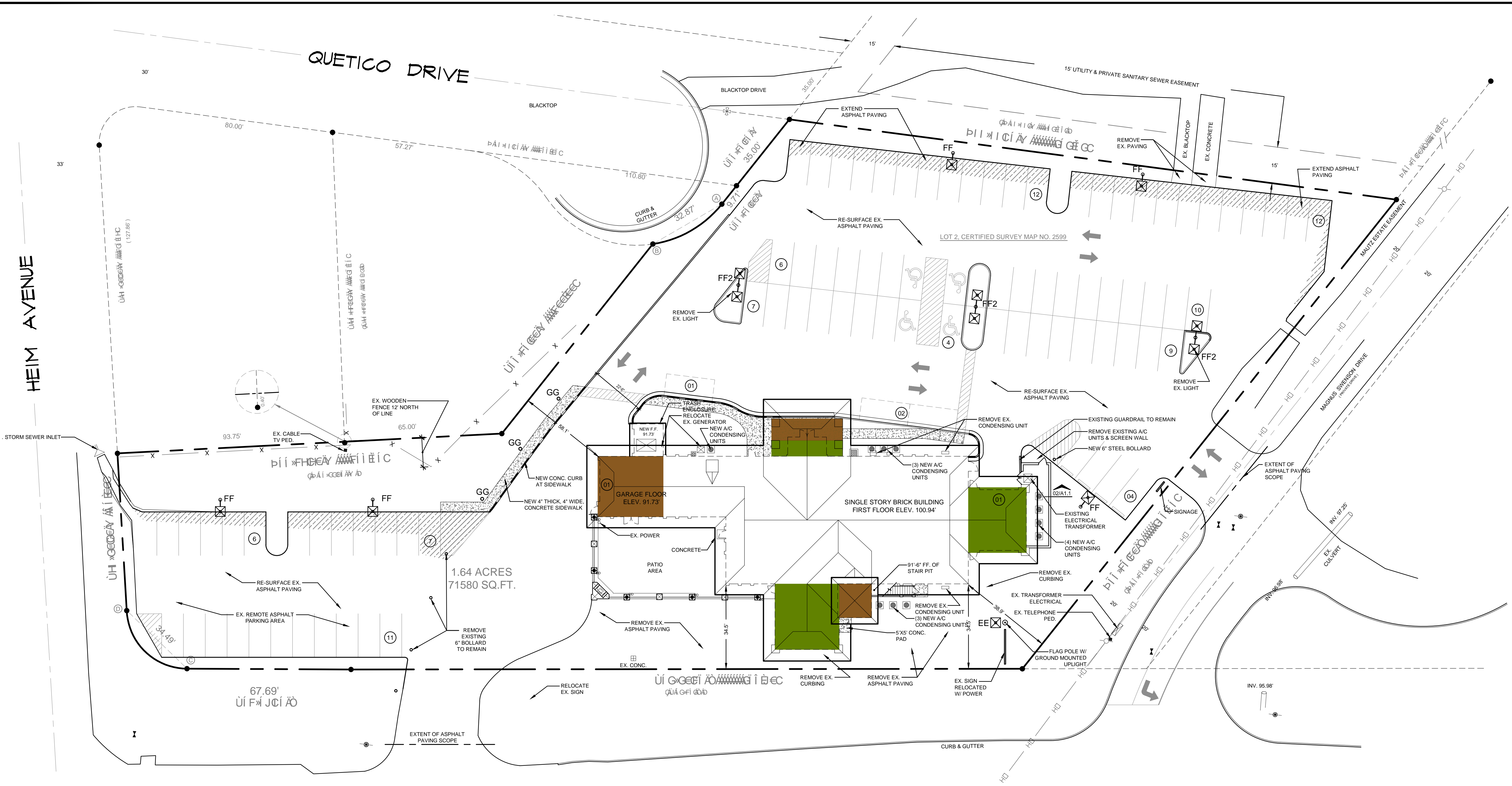
PARKING CALCULATIONS:	
PARKING SPACES	60
EXISTING REMOTE SPACES	22
GARAGE SPACES	1
HANDI-CAP SPACES	6
<b>TOTAL</b>	<b>89</b>

CURVE	RADIUS	ARC CHORD BEARING	CHORD	DELTA
A-B	45.00'	33.65'	32.87'	104.00°
C-D	25.00'	38.06'	34.49'	117.00°


LEGEND	
○	= BOLLARD
●	= IRON PIPE FOUND.
◦	= IRON PIPE SET.
⊙	= LIGHT POLE.
⊕	= UTILITY POLE.
△	= FLAG POLE.
⊕	= FIRE HYDRANT.
⊕	= GAS VALVE
♿	= HANDICAPPED PARKING STALL
—○—	= WOOD FENCE
—○—	= OVERHEAD UTILITIES

ISSUE DATE:  
MARCH 12, 2012  
UDC REVIEW  
APRIL 10, 2012  
UDC REVIEW

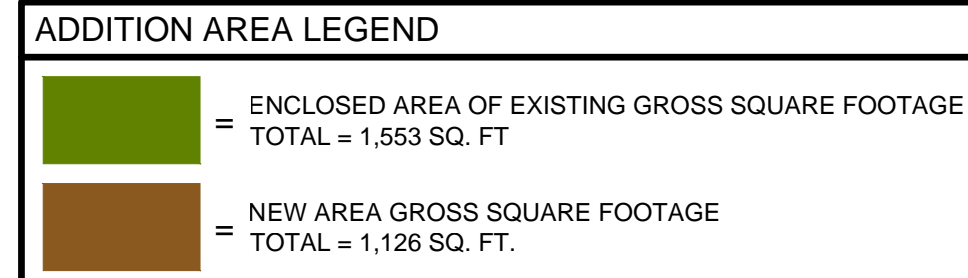
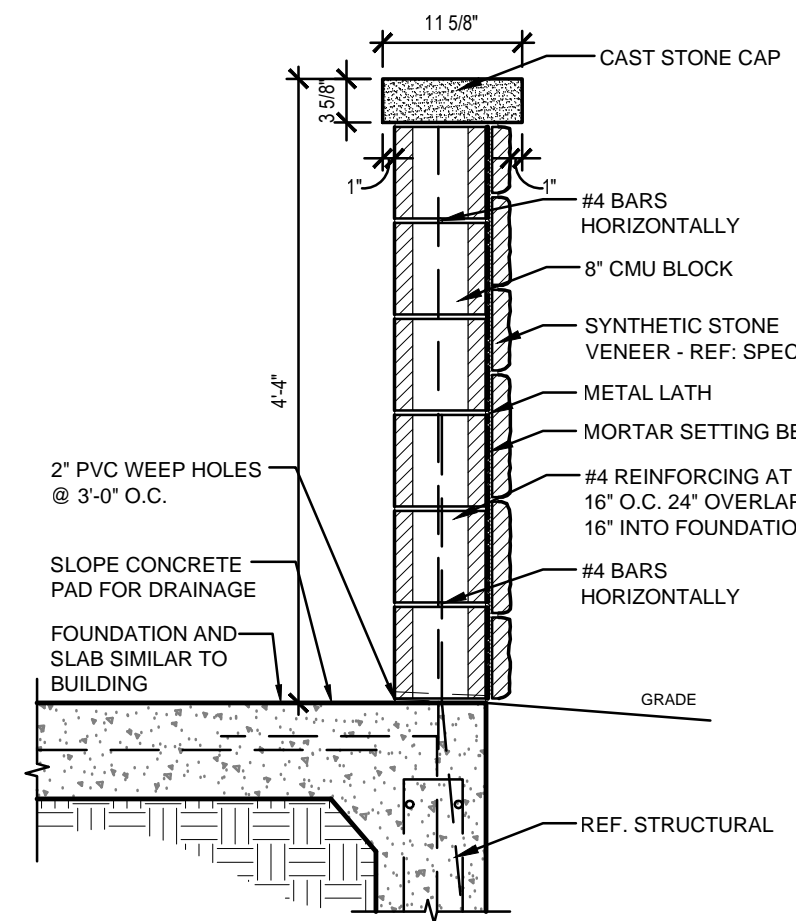
REVISION:



J. STUART TODD, INC.  
ARCHITECTS - INTERIORS - MUSEUMS - CEMETERY - PLANNING  
WWW.JSTARCHITECTS.COM  
2919 WELBORN, DALLAS, TEXAS 75219 • 214-522-4033  
1 #R0UW0EDVAVU0000E



THE CRESS CENTER  
6021 UNIVERSITY AVENUE  
MADISON, WISCONSIN



01 PROPOSED SITE PLAN  
SCALE: 1" = 20'-0"

PARKING CALCULATIONS:

PARKING SPACES	63
REMOTE PARKING SPACES	24
GARAGE SPACES	2
HANDI-CAP SPACES	4
TOTAL	93

LEGEND

○	= BOLLARD
○	= IRON PIPE FOUND.
○	= IRON PIPE SET.
○	= LIGHT POLE.
○	= UTILITY POLE.
△	= FLAG POLE.
⊕	= FIRE HYDRANT.
⊕	= GAS VALVE
X	WOOD FENCE =
—	OVERHEAD UTILITIES=
—	NEW CURB=
—	EXISTING CURB=

CURVE	RADIUS	ARC CHORD BEARING	CHORD	DELTA
A-B	45.00'	33.65'	32.87'	101° 11' 00"
C-D	25.00'	38.06'	34.49'	111° 41' 00"

P:\2011 PROJECTS\11070 The Cress Center - Sville\Site\Urban Design\Commission\A0.1 Site Plan.dwg Plotted by Tyler Jennings at 4/10/2012 2:41:28 PM with plot style

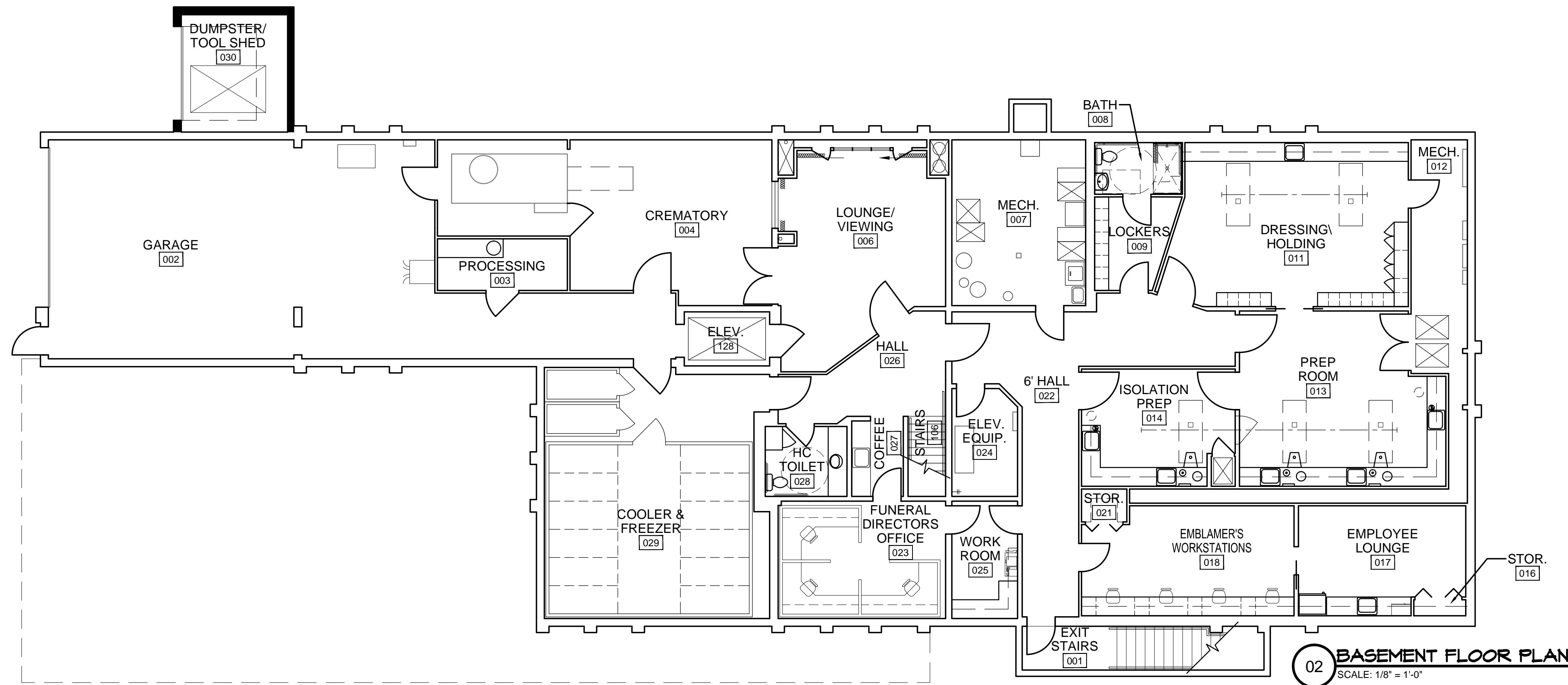
SHEET NO.

A.I.I.

JOB NUMBER: 11070

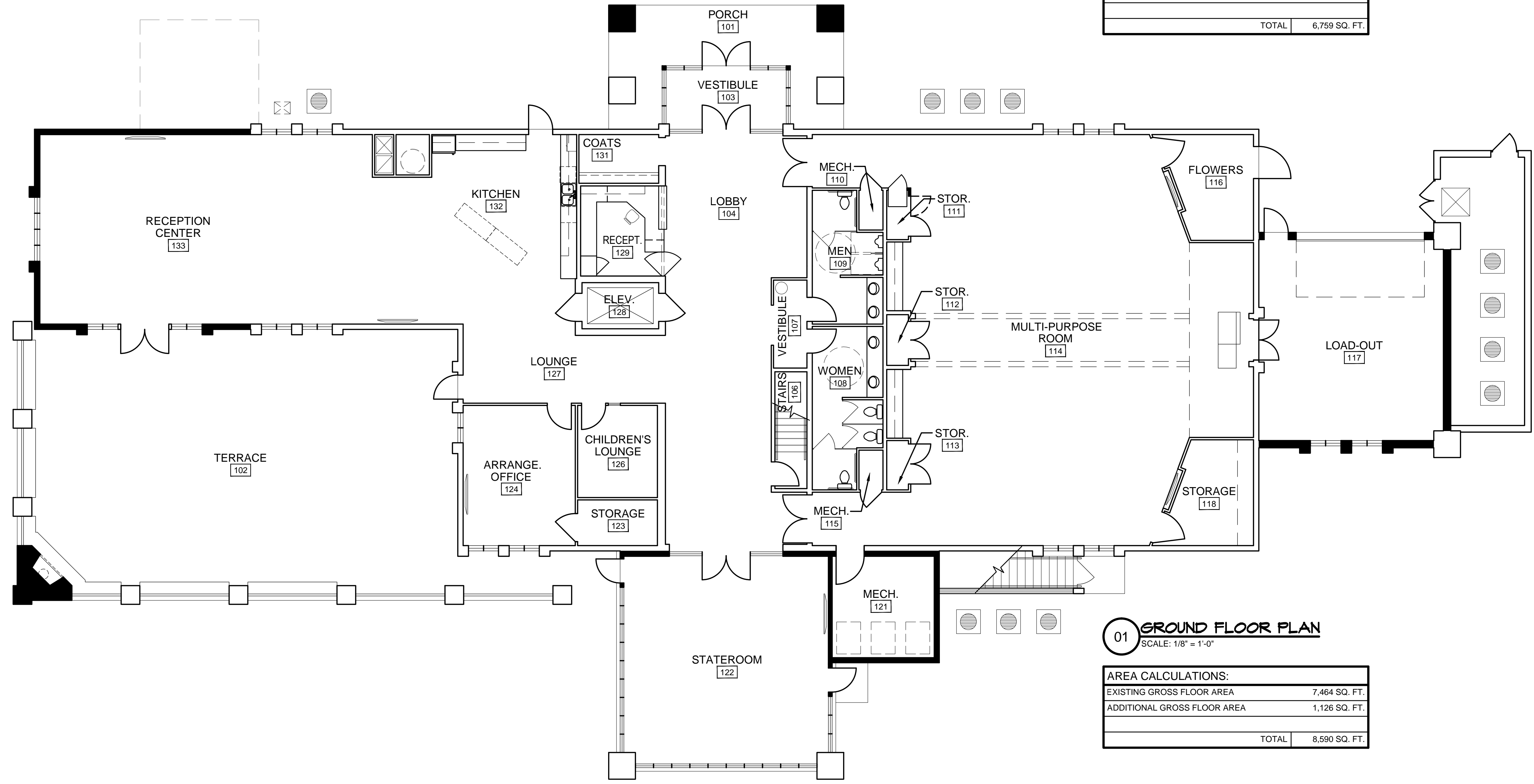


ISSUE DATE:	
MARCH 12, 2012	UDC REVIEW
APRIL 10, 2012	UDC REVIEW
REVISION:	



**02 BASEMENT FLOOR PLAN**  
SCALE: 1/8" = 1'-0"

AREA CALCULATIONS:	
EXISTING GROSS FLOOR AREA	6,588 SQ. FT.
ADDITIONAL GROSS FLOOR AREA	171 SQ. FT.
<b>TOTAL</b>	<b>6,759 SQ. FT.</b>




**01 GROUND FLOOR PLAN**  
SCALE: 1/8" = 1'-0"

AREA CALCULATIONS:	
EXISTING GROSS FLOOR AREA	7,464 SQ. FT.
ADDITIONAL GROSS FLOOR AREA	1,126 SQ. FT.
<b>TOTAL</b>	<b>8,590 SQ. FT.</b>

P:\2011 PROJECTS\11070 The Cress Center - Svn\3p\Urban Design Commission\Basement Plan.dwg Plotted by Tyler Jennings at 4/10/2012 2:42:58 PM with ... plot style

**J. STUART TODD, INC.**  
ARCHITECTS - INTERIORS - MAUSOLEUM - CEMETERY - PLANNING  
WWW.JSTARCHITECTS.COM  
2919 WELBORN, DALLAS, TEXAS 75219, 214.522.4033  
1 #BXUWJVDVAU000006




**THE CRESS CENTER**  
6021 UNIVERSITY AVENUE  
MADISON, WISCONSIN


SHEET NO.  
**A2.0**  
JOB NUMBER: 11070




MATERIAL LIST	
ROOF SHINGLES	COMPOSITE ASPHALT SHINGLES - WEATHERED WOOD
MANUFACTURED STONE	CULTURED STONE - COUNTRY LEDGESTONE - CARAMEL OR DUTCH QUALITY STONE - WEATHER LEDGE - NATURAL BLEND
EXISTING BRICK VENEER	EXISTING BRICK TO BE PAINTED BENJAMIN MOORE - BENNINGTON GRAY HC-82
EFIS	DRYVIT - COLOR TO MATCH PAINTED BRICK - BENNINGTON GRAY - HC-82
PREFINISHED METAL FASCIA, SOFFIT, GUTTERS, AND DOWNSPOUTS	ALCOA METALS GROUP - TERRA BRONZE
ALUMINUM CLAD WOOD DOORS/WINDOW	PELLA - TERRATONE, ALUMINUM CLADDING WITH LOW-E GLASS
ALUMINUM STOREFRON DOOR AND WINDOW SYSTEMS	U.S. ALUMINUM OR KAWNEER - MEDIUM BRONZE, ALUMINUM WITH INSULATED LOW-E GLASS AND THERMAL BREAKS IN FRAME
METAL RAILINGS	PAINT TO MATCH BENNINGTON GRAY - HC-82



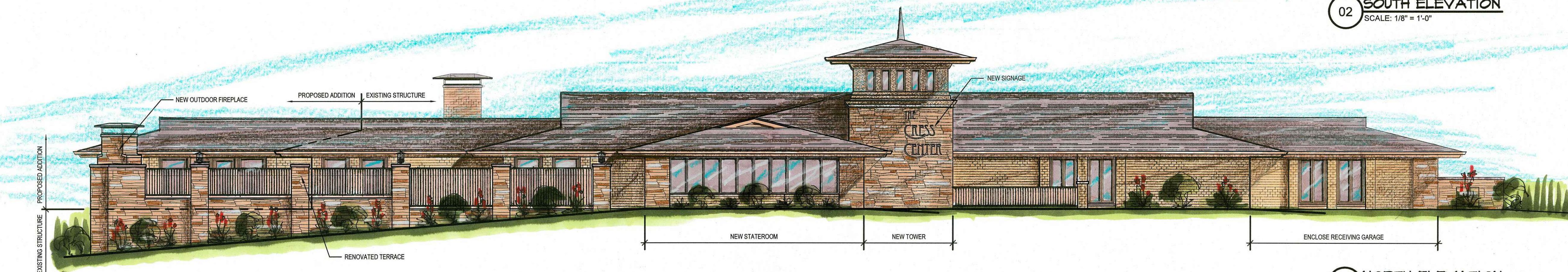
04 WEST ELEVATION  
SCALE: 1/8" = 1'-0"



03 EAST ELEVATION  
SCALE: 1/8" = 1'-0"



02 SOUTH ELEVATION  
SCALE: 1/8" = 1'-0"




01 NORTH ELEVATION  
SCALE: 1/8" = 1'-0"

ISSUE DATE:	
MARCH 12, 2012	UDC REVIEW
APRIL 10, 2012	UDC REVIEW

REVISION:	

J. STUART TODD, INC.  
ARCHITECTS - INTERIORS - MAUSOLEUM - CEMETERY - PLANNING  
WWW.JSTARCHITECTS.COM  
2919 WELBORN, DALLAS, TEXAS 75219 • 214.522.4033  
1 #BXDWJVAU00000E



THE CRESS CENTER  
6021 UNIVERSITY AVENUE  
MADISON, WISCONSIN


SHEET NO.

A3.0

JOB NUMBER: 11070




P:\2011 PROJECTS\11070 The Cress Center - Svrillipol\Urban Design Commission\Aerial And Contextual.dwg, Plotted by Tyler Jennings at 4/10/2012 2:52:42 PM with plot style



01 CONTEXTUAL SITE PLAN  
SCALE: 1"=20'-0"

ISSUE DATE:	
MARCH 12, 2012	UDC REVIEW
APRIL 10, 2012	UDC REVIEW
REVISION:	

**J. STUART TODD, INC.**  
 ARCHITECTS - INTERIORS - MAUSOLEUM - CEMETERY - PLANNING  
 WWW.JSTARCHITECTS.COM  
 2919 WELBORN, DALLAS, TEXAS 75219, 214.522.4033  
 T 1#600.943.0000



**THE CRESS CENTER**  
 6021 UNIVERSITY AVENUE  
 MADISON, WISCONSIN

SHEET NO.  
**A4.0**  
 JOB NUMBER: 11070



ISSUE DATE:	
MARCH 12, 2012	UDC REVIEW
APRIL 10, 2012	UDC REVIEW
REVISION:	



01 6021 UNIVERSITY AVE.



02 6021 UNIVERSITY AVE.



03 6021 UNIVERSITY AVE.



04 6021 UNIVERSITY AVE.



05 6021 UNIVERSITY AVE.



06 6021 UNIVERSITY AVE.



07 6021 UNIVERSITY AVE.



08 6021 UNIVERSITY AVE.



09 6021 UNIVERSITY AVE.



10 6021 UNIVERSITY AVE.



11 6115 QUETICO DRIVE



12 6115 QUETICO DRIVE



13 6115 QUETICO DRIVE



14 6115 QUETICO DRIVE



15 6115 QUETICO DRIVE



16 6115 QUETICO DRIVE



17 6109 QUETICO DRIVE



18 6109 QUETICO DRIVE



19 6109 QUETICO DRIVE



20 6109 QUETICO DRIVE



21 6105 QUETICO DRIVE



22 6105 QUETICO DRIVE



23 6103 QUETICO DRIVE




24 6106 QUETICO DRIVE



25 6106 QUETICO DRIVE

P:\2011 PROJECTS\11070 The Cress Center - Svn\SitePlan\Urban Design Commission\Aerial And Contextual.dwg, Plotted by Tyler Jennings at 4/10/2012 2:03:14 PM, with ---- plot style

J. STUART TODD, INC.  
 ARCHITECTS - INTERIORS - MAUSOLEUM - CEMETERY - PLANNING  
 WWW.JSTARCHITECTS.COM  
 2919 WELBORN, DALLAS, TEXAS 75219, 214.522.4033  
 1 #BXUW02VAU0000006



**THE CRESS CENTER**  
 6021 UNIVERSITY AVENUE  
 MADISON, WISCONSIN

SHEET NO.  
**A5.0**  
 JOB NUMBER: 11070





01 6106 QUETICO DRIVE



02 6106 QUETICO DRIVE



03 6106 QUETICO DRIVE



04 6106 QUETICO DRIVE



05 6101 UNIVERSITY AVE.



06 6101 UNIVERSITY AVE.



07 6101 UNIVERSITY AVE.



08 6101 UNIVERSITY AVE.



09 6101 UNIVERSITY AVE.



10 6120 UNIVERSITY AVE.



11 6120 UNIVERSITY AVE.




12 6120 UNIVERSITY AVE.



13 6136 UNIVERSITY AVE.



14 6136 UNIVERSITY AVE.



15 1725 HEIM AVE.



16 1725 HEIM AVE.



17 1710 HEIM AVE.



18 HEIM AVE.




19 6102 QUETICO DRIVE



20 6102 QUETICO DRIVE

ISSUE DATE:	
MARCH 12, 2012	UDC REVIEW
APRIL 10, 2012	UDC REVIEW
REVISION:	

J. STUART TODD, INC.  
 ARCHITECTS - INTERIORS - MAUSOLEUM - CEMETERY - PLANNING  
 WWW.JSTARCHITECTS.COM  
 2919 WELBORN, DALLAS, TEXAS 75219, 214.522.4033  
 1 #BXDW3EVAU000006



THE CRESS CENTER  
 6021 UNIVERSITY AVENUE  
 MADISON, WISCONSIN

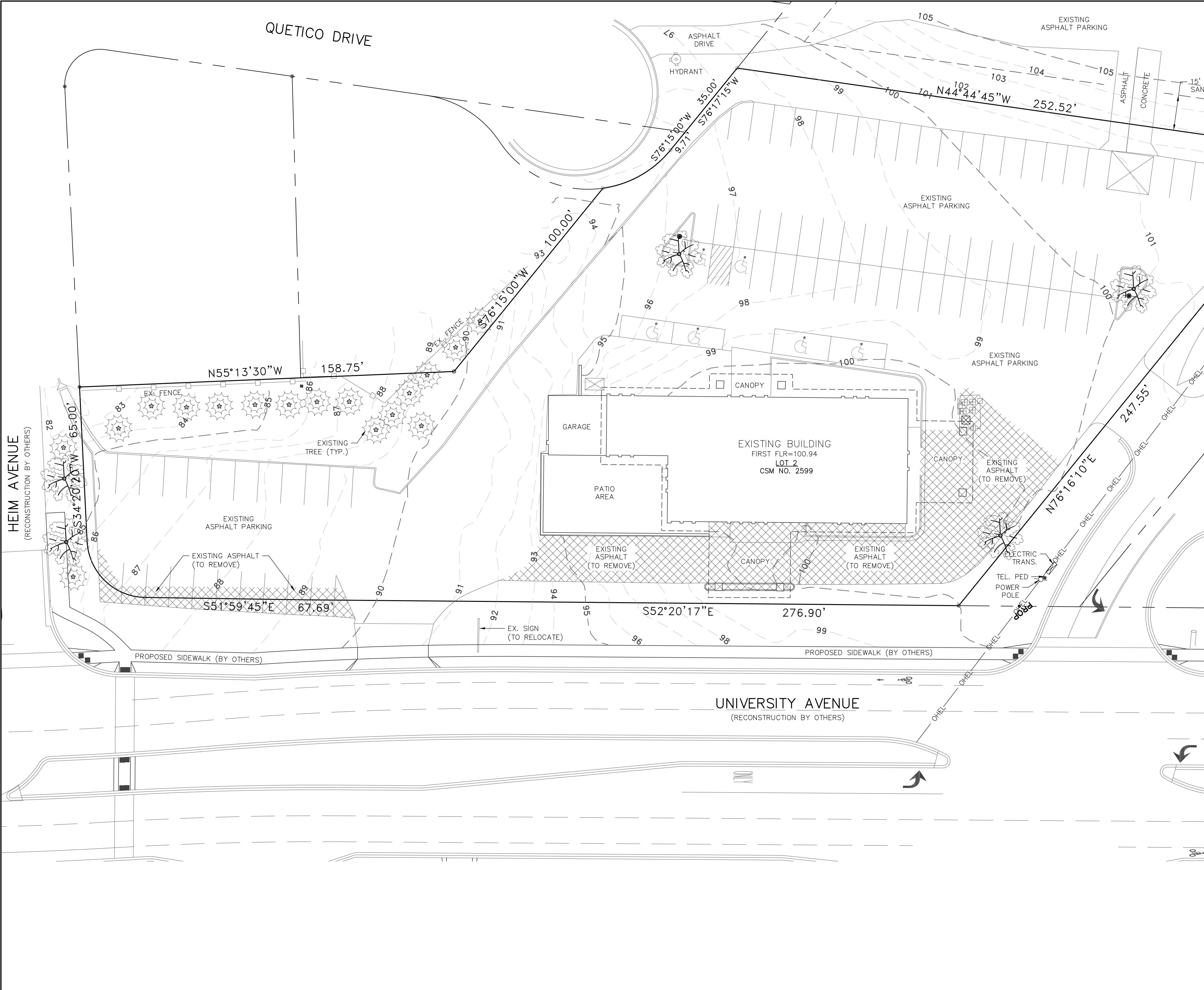
SHEET NO.

A6.0

JOB NUMBER: 11070

P:\2011 PROJECTS\11070 The Cress Center - Svn\Site\Urban Design Commission\Aerial And Contextual.dwg, Plotted by Tyler Jennings at 4/10/2012 2:53:47 PM, with plot style



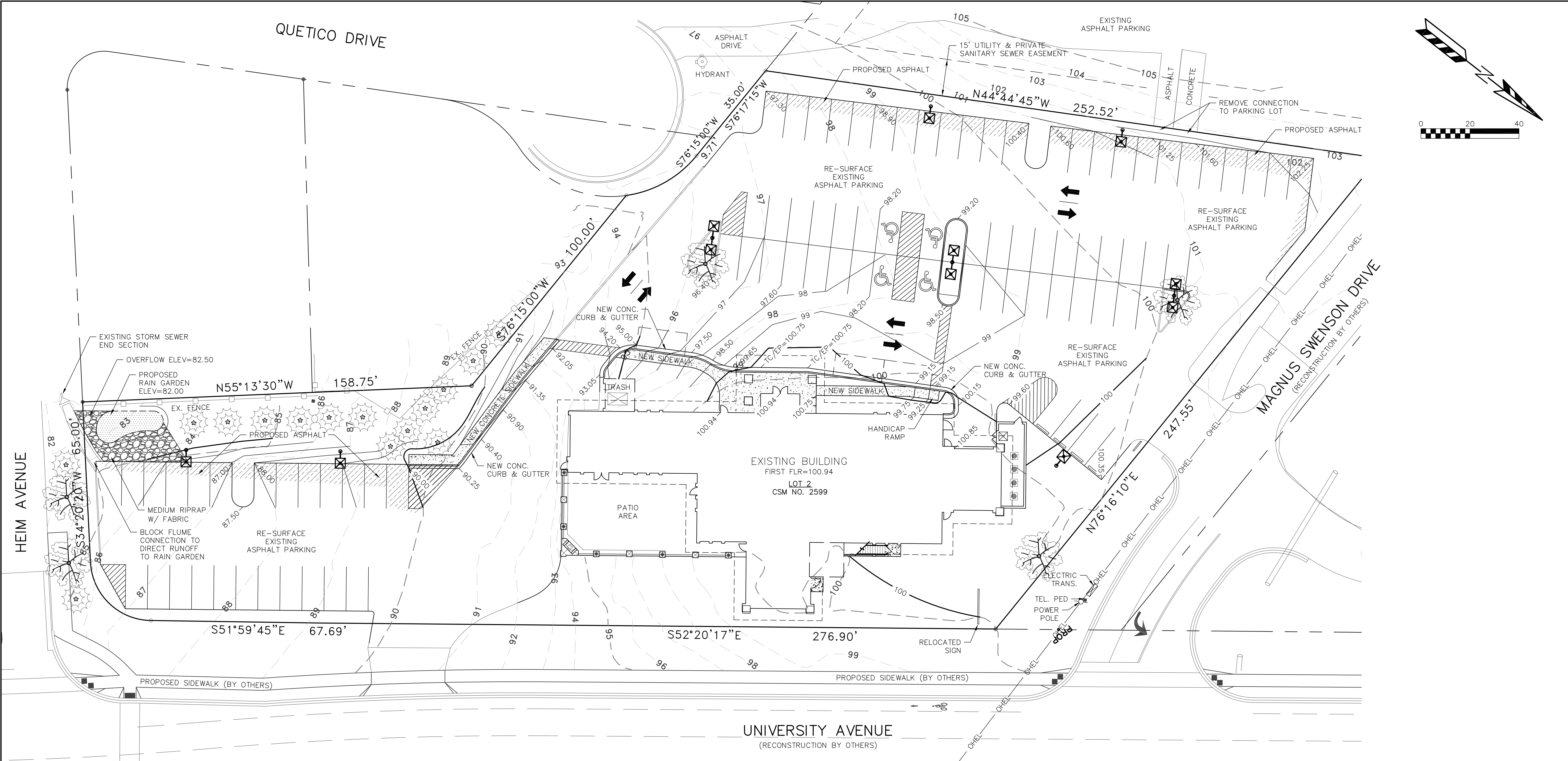


CRESS - 6021 UNIVERSITY AVE  
 EXISTING SITE PLAN  
 PAGE: 1 OF 2  
 DATED: MARCH 13, 2012

**QUAM ENGINEERING, LLC**  
 Residential and Commercial Site Design Consultants

4604 Siggelkow Road, Suite A; McFarland, Wisconsin 53558  
 Phone (608) 838-7750; Fax (608) 838-7752





**EROSION NOTES:**

THE EXISTING PAVEMENT WILL BE UTILIZED AS THE TRACKING PAD DURING CONSTRUCTION. THE TRACKING PAD IS TO BE MAINTAINED BY THE CONTRACTOR IN A CONDITION, WHICH WILL PREVENT THE TRACK OF MUD OR DRY SEDIMENT ONTO THE ADJACENT PUBLIC STREETS. SEDIMENT REACHING THE PUBLIC ROAD SHALL BE REMOVED BY STREET CLEANING (NOT HYDRAULIC FLUSHING) BEFORE THE END OF EACH WORKDAY.

EROSION CONTROL DEVICES SHALL BE INSTALLED PRIOR TO GRADING OPERATIONS AND SHALL BE PROPERLY MAINTAINED FOR MAXIMUM EFFECTIVENESS UNTIL VEGETATION IS ESTABLISHED. ALL EROSION CONTROL MEASURES AND STRUCTURES SERVING THE SITE MUST BE INSPECTED AT LEAST WEEKLY OR WITHIN 24 HOURS OF A 0.5 INCH RAIN EVENT. ALL MAINTENANCE WILL FOLLOW AN INSPECTION WITHIN 24 HOURS.

EROSION CONTROL IS THE RESPONSIBILITY OF THE CONTRACTOR UNTIL ACCEPTANCE OF THIS PROJECT. EROSION CONTROL MEASURES AS SHOWN SHALL BE THE MINIMUM PRECAUTIONS THAT WILL BE ALLOWED. THE CONTRACTOR SHALL BE RESPONSIBLE FOR RECOGNIZING AND CORRECTING ALL EROSION CONTROL PROBLEMS THAT ARE A RESULT OF CONSTRUCTION ACTIVITIES. ADDITIONAL EROSION CONTROL MEASURES, AS REQUESTED IN WRITING BY THE STATE OR LOCAL INSPECTORS, OR THE DEVELOPER'S ENGINEER, SHALL BE INSTALLED WITHIN 24 HOURS.

WATERING PROVISION: FOR THE FIRST SIX WEEKS AFTER THE INITIAL STABILIZATION (E.G., SEED & MULCH, EROSION MAT, SO) OF A DISTURBED AREA, PROVISIONS SHALL BE MADE FOR WATERING WHENEVER MORE THAN 7 DAYS OF DRY WEATHER ELAPSE.

ANIONIC POLYMER: IF EROSION CONTROL BECOMES PROBLEMATIC, POLYMER SHOULD BE APPLIED TO DISTURBED AREAS (SEE DNR TECHNICAL STANDARD 1050: WWW.DNR.WI.GOV/ORG/WATER/WM/NPS/PDF/STORMWATER/TECHSTDS/EROSION/DNR1050-POLYACRYLAMIDE.PDF)

SOIL STOCKPILES: A ROW OF SILT FENCE PLACED DOWNSLOPE AND AT LEAST 10 FEET AWAY FROM THE STOCKPILE SHALL PROTECT ALL STOCKPILES. SOIL STOCKPILES THAT ARE INACTIVE FOR MORE THAN 30 CONSECUTIVE DAYS SHALL BE STABILIZED WITH SEED & MULCH, EROSION MAT, POLYMER, OR COVERED WITH TARPS OR SIMILAR MATERIAL. NO STOCKPILE SHALL BE PLACED WITHIN 20 FEET OF A DRAINAGE WAY.

ANY SOIL EROSION THAT OCCURS AFTER FINAL GRADING AND/OR THE APPLICATION OF STABILIZATION MEASURES MUST BE REPAIRED AND THE STABILIZATION WORK REDONE.

ALL WASTE AND UNUSED BUILDING MATERIALS (INCLUDING GARBAGE, DEBRIS, CLEANING WASTES, WASTEWATER, TOXIC MATERIALS, OR HAZARDOUS MATERIALS) SHALL BE PROPERLY DISPOSED OF AND NOT ALLOWED TO BE CARRIED OFF-SITE BY RUNOFF OR WIND.

**EROSION NOTES (CONTINUED):**

FOR ANY DISTURBED AREA THAT REMAINS INACTIVE FOR GREATER THAN 7 WORKING DAYS, OR WHERE GRADING WORK EXTENDS BEYOND THE PERMANENT SEEDING DEADLINES, THE SITE MUST BE TREATED WITH TEMPORARY STABILIZATION MEASURES SUCH AS SOIL TREATMENT, TEMPORARY SEEDING AND/OR MULCHING. TEMPORARY BEST MANAGEMENT PRACTICES SUCH AS SILT FENCES, STRAW BALES, AND SEDIMENT TRAPS SHALL BE REMOVED AND THESE AREAS STABILIZED.

WHEN THE DISTURBED AREA HAS BEEN STABILIZED BY PERMANENT VEGETATIVE OR OTHER MEANS, TEMPORARY BEST MANAGEMENT PRACTICES SUCH AS SILT FENCES, STRAW BALES, AND SEDIMENT TRAPS SHALL BE REMOVED AND THESE AREAS STABILIZED.

ALL TEMPORARY BEST MANAGEMENT PRACTICES SHALL BE MAINTAINED UNTIL THE SITE IS STABILIZED.

**TIME SCHEDULE:**

MAY 2, 2012	INSTALL INITIAL EROSION CONTROL DEVICES.
MAY 3 - SEPTEMBER 1, 2012	CONSTRUCT BUILDING AND PARKING LOT IMPROVEMENTS.
SEPTEMBER 1 - 15, 2012	CONSTRUCT BIO-RETENTION DEVICE AND COMPLETE FINAL LANDSCAPING INCLUDING SITE RESTORATION.

**RESTORATION NOTES:**

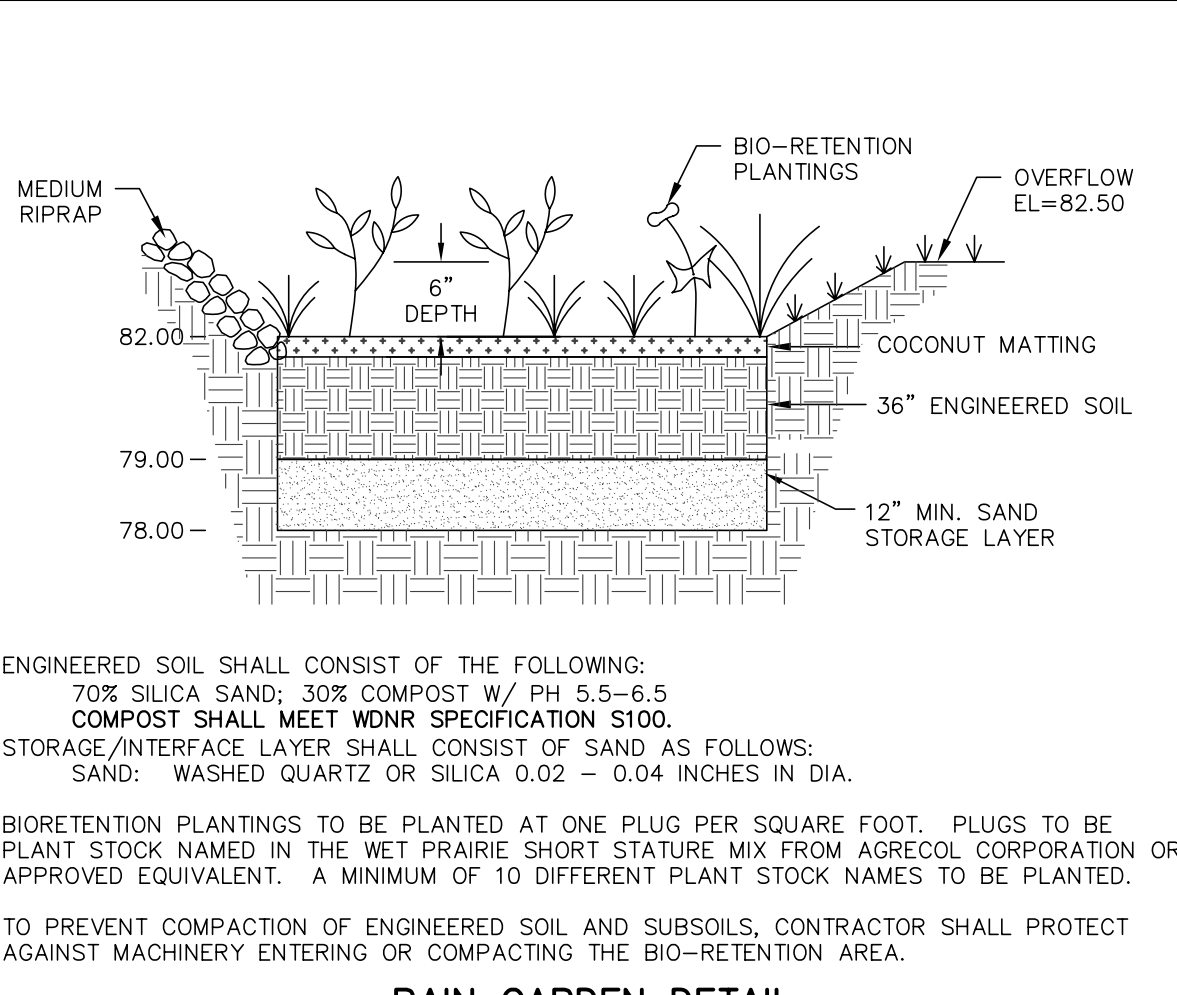
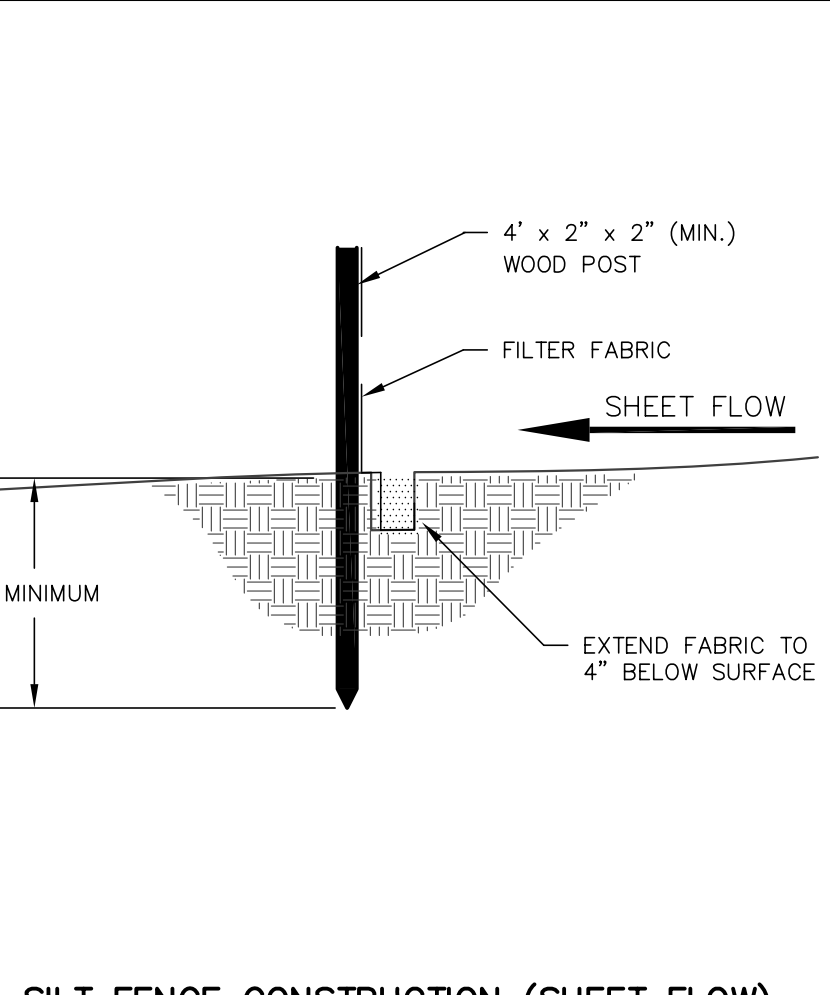
ALL DISTURBED AREAS, EXCEPT STREET PAVEMENT, SHALL RECEIVE A MINIMUM OF FOUR (4) INCHES OF TOPSOIL, FERTILIZER, SEED AND MULCH. RESTORATION WILL OCCUR WITHIN 3 WORKING DAYS AFTER FINAL GRADING. LAWN AREAS WITH SLOPES GREATER THAN 3:1 SHALL BE SEEDED WITH OLD'S "NONOW" MIX OR EQUAL. ALL OTHER DISTURBED AREAS SHALL BE SEEDED WITH MADISON PARKS MIX OR EQUAL. MIXTURES SHALL BE IN ACCORDANCE WITH SECTION 630 OF D.O.T. SPECIFICATIONS. AN EQUAL AMOUNT OF ANNUAL RYEGRASS SHALL BE ADDED TO THE MIX. SEED MIXTURES SHALL BE APPLIED AT THE RATE OF FOUR (4) POUNDS PER 1,000 SQUARE FEET. FERTILIZER SHALL BE APPLIED AT THE RATE OF FOUR (4) POUNDS PER 1,000 SQUARE FEET. FERTILIZER SHALL MEET THE MINIMUM REQUIREMENTS THAT FOLLOW: NITROGEN, NOT LESS THAN 16%; PHOSPHORIC ACID, NOT LESS THAN 6%; POTASH, NOT LESS THAN 6%.

**OWNER:**

CRESS FUNERAL SERVICE  
3610 SPEEDWAY ROAD  
MADISON, WI 53705

**ENGINEER:**

QUAM ENGINEERING, LLC  
ATTN: RYAN QUAM  
4604 SIGGELKOW ROAD, SUITE A  
MCFARLAND, WI 53558



TO OBTAIN LOCATION OF PARTICIPANTS' UNDERGROUND FACILITIES BEFORE YOU DIG IN WISCONSIN

**CALL DIGGERS HOTLINE**  
1-800-242-8511  
TOLL FREE

TDD(FOR THE HEARING IMPAIRED)(800)542-2289

WIS. STATUTE 182.0175 (1974)  
REQUIRES MIN. OF 3 WORK DAYS  
NOTICE BEFORE YOU EXCAVATE

**CRESS - 6021 UNIVERSITY AVE**  
GRADING AND EROSION CONTROL PLAN  
PAGE: 2 OF 2  
DATED: MARCH 13, 2012

**QUAM ENGINEERING, LLC**  
Residential and Commercial Site Design Consultants

4604 Siggelkow Road, Suite A; McFarland, Wisconsin 53558  
Phone (608) 838-7750; Fax (608) 838-7752



## LANDSCAPE WORKSHEET

### I. Number of Trees Required

The number of trees required for a parking lot is based on the number of parking stalls. Using the Schedule for Required Trees on the reverse side of this worksheet, determine the number of trees required. (Example: One tree is required for 10 parking stalls).

Landscape requirements for storage areas are determined by dividing the total square footage of the storage area by (300) square feet. This converts area to stalls. [Example: 10,000 square feet is equivalent to (33) stalls or (3) trees and (160) points].

Number of Parking Stalls = **92**

Total Square Footage of the Storage Area  
Divided by Three Hundred (300) Square Feet = **1**

Number of Canopy Shade Trees Required (2" - 2 1/2" Caliper)  
(See Schedule on reverse side) = **8**

**TOTAL = 8**

### II. Number of Landscape Points Required

The number of points required is also based on the number of parking stalls. Using the Point Schedule for Landscape Elements on the reverse side of this worksheet, determine the number of points required. (Example: 49.5 points are required for 10 stalls). A point fraction of (.5) or less may be disregarded, while a fraction in excess of (.5) must be counted as one point. Thus: 49.5 points would be rounded down to 49.0 points required.

The number of points required for loading areas is (75) points for each loading berth:  
(See Schedule on reverse side) = **75**

Number of Points Required (See Schedule on reverse side) = **421**

**TOTAL = 496**

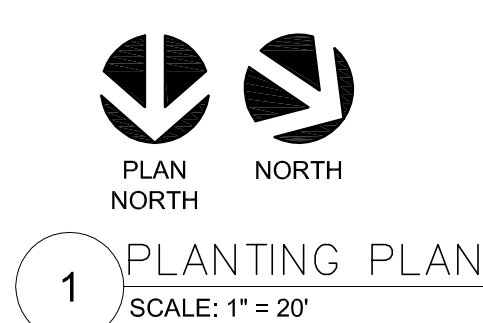
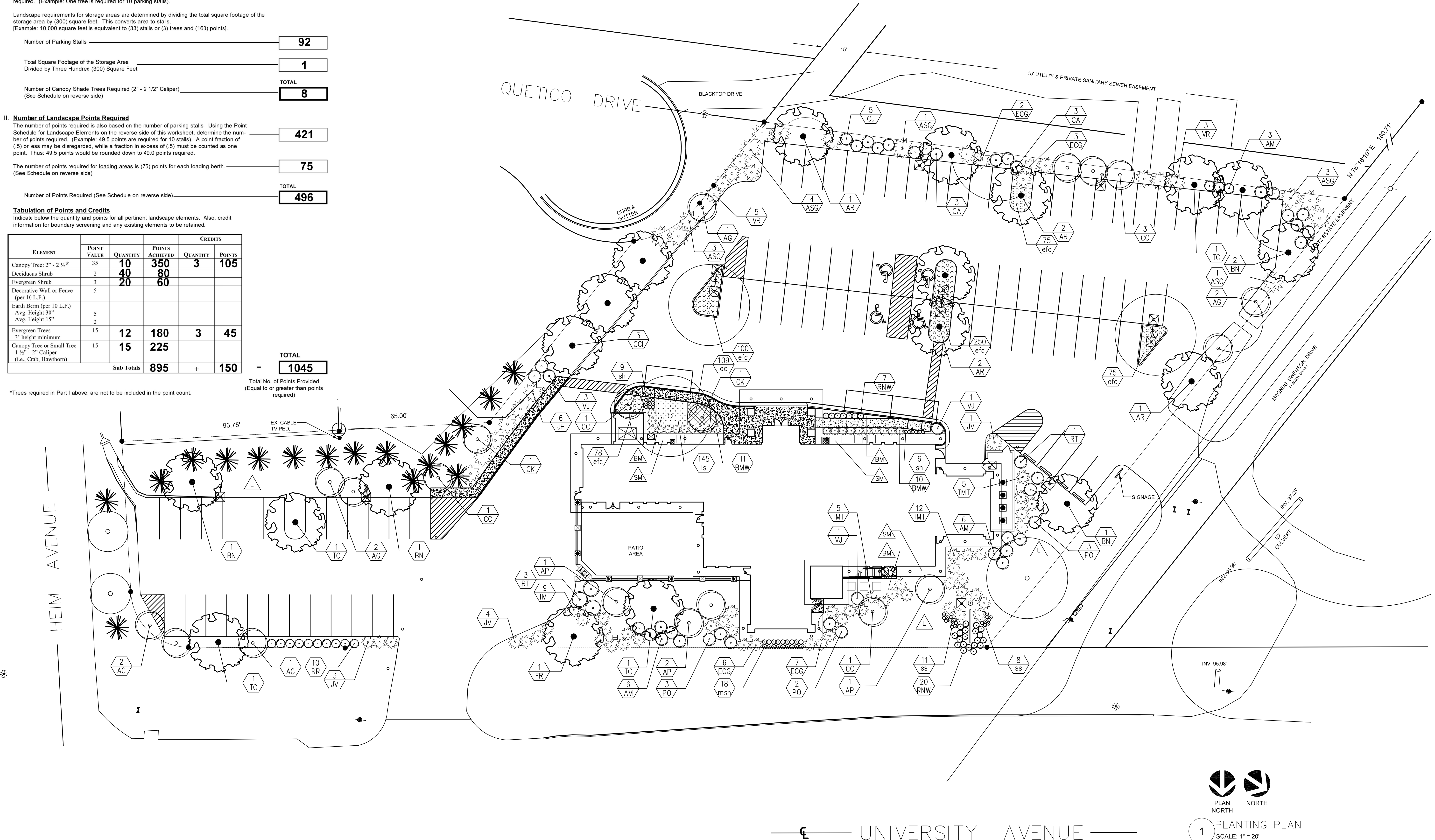
### Tabulation of Points and Credits

Indicate below the quantity and points for all pertinent landscape elements. Also, credit information for boundary screening and any existing elements to be retained.

ELEMENT	POINT VALUE	POINTS		CREDITS	
		QUANTITY	ACHIEVED	QUANTITY	POINTS
Canopy Tree: 2" - 2 1/2"	35	10	350	3	105
Deciduous Shrub	2	40	80		
Evergreen Shrub	3	20	60		
Decorative Wall or Fence (per 10 L.F.)	5				
Earth Berm (per 10 L.F.) Avg. Height 30"	5				
Avg. Height 15"	2				
Evergreen Trees 3' height minimum	15	12	180	3	45
Canopy Tree or Small Tree 1 1/2" - 2" Caliper (i.e., Crab, Hawthorn)	15	15	225		
<b>Sub Totals</b>		<b>895</b>		<b>+</b>	<b>150</b>
<b>TOTAL</b>					
		<b>= 1045</b>			

Total No. of Points Provided  
(Equal to or greater than points required)

\*Trees required in Part I above, are not to be included in the point count.



ISSUE DATE:

JANUARY 31, 2012
CITY REVIEW

REVISION:


J. STUART TODD, INC.  
 ARCHITECTS - INTERIORS - MUSEUMS - CEMETERY - PLANNING  
 WWW.JSTUARTTODD.COM  
 2919 WELBORN, DALLAS, TEXAS 75219, 214.522.4033  
 © J. STUART TODD, INC.

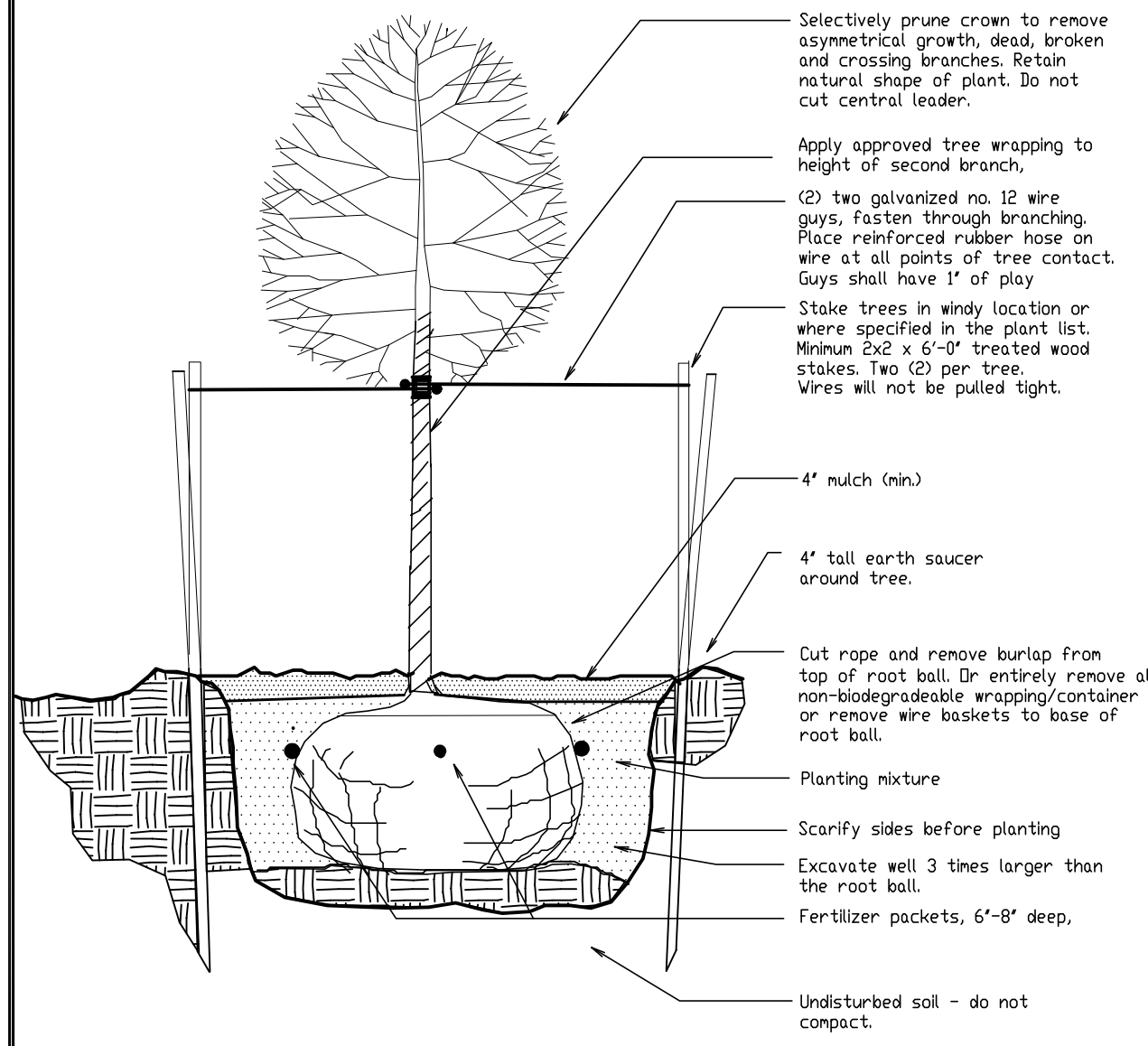


THE CRESS CENTER  
 6021 UNIVERSITY AVENUE  
 MADISON, WISCONSIN

SHEET NO.  
**L1.0**  
 JOB NUMBER: 11070

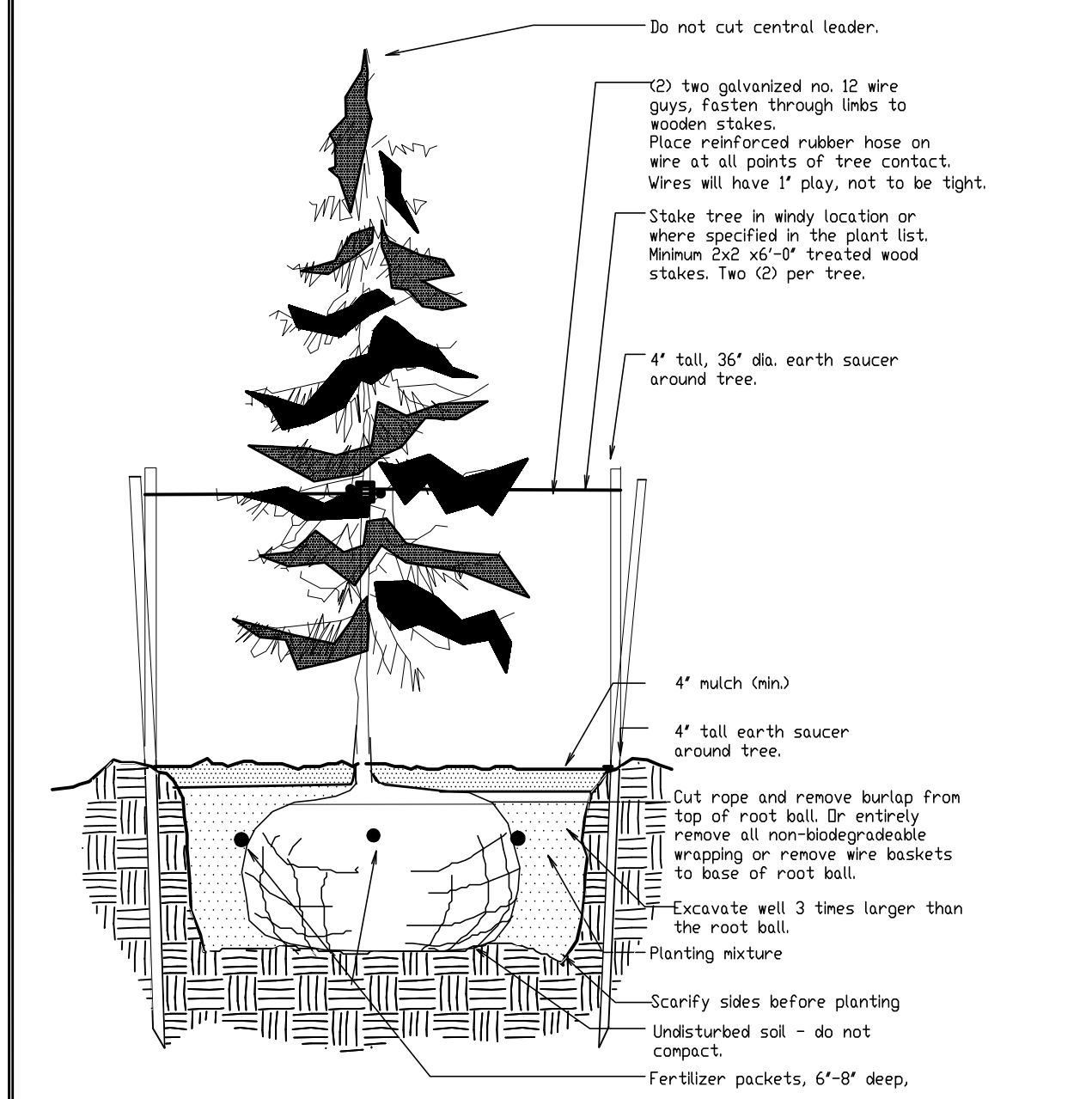
H:\UDD\Cress LDC Review\Planting Plan\_031212.dwg Plotted by Richard Stanton at 3/12/2012 2:42:37 PM with Measur.ctb plot style

# PLANT SCHEDULE AND LEGEND



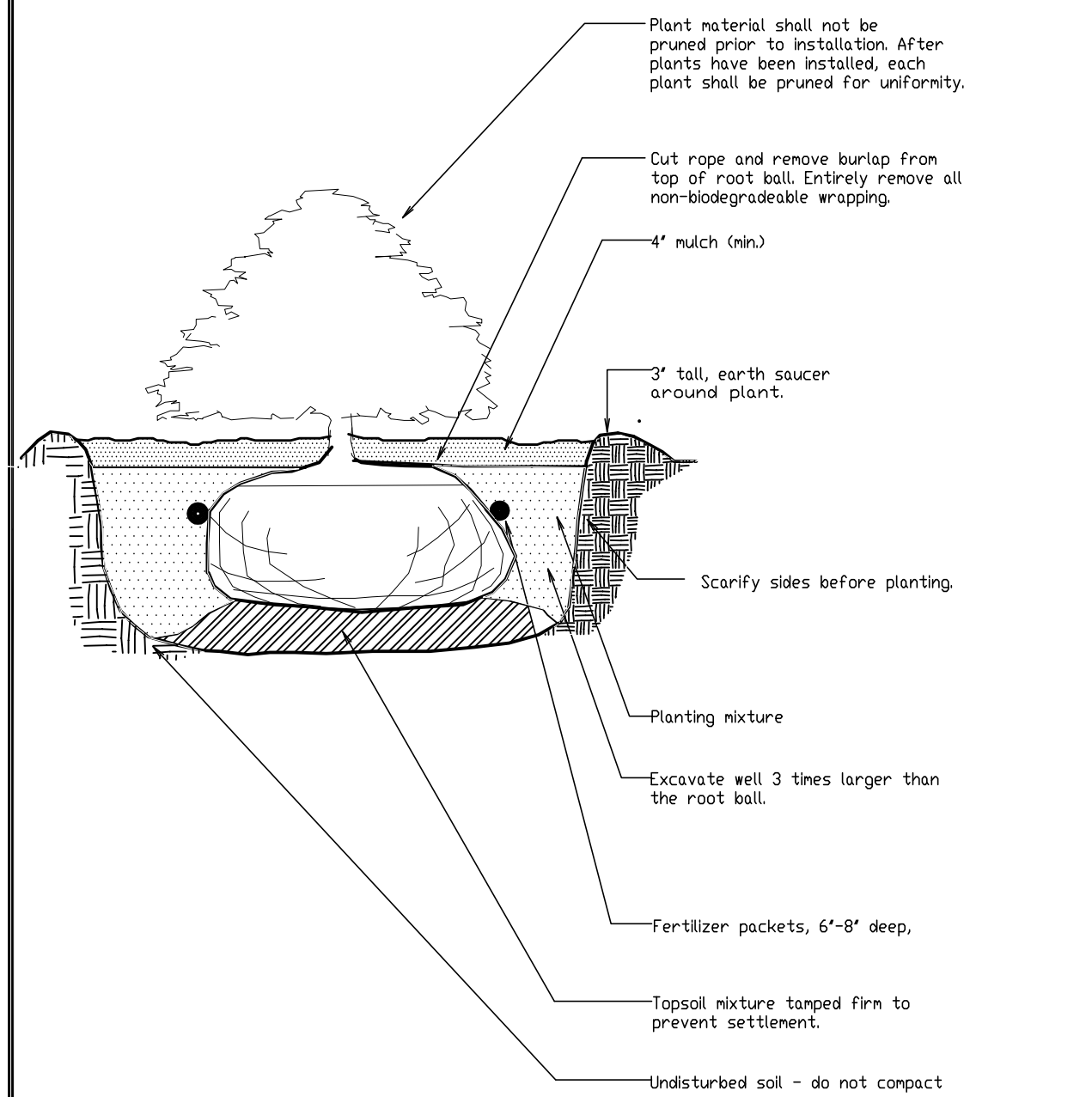
## 1 SMALL TREE PLANTING (UP TO 2-1/2' CAL.)

Scale: NTS



## 2 EVERGREEN TREE PLANTING

Scale: NTS




## 3 SHRUB PLANTING

Scale: NTS

Detail	Key	Botanical Name	Common Name	Qty	Planting Size	Root Spec	Spacing	Comments
1 L2.0	<b>Major Deciduous Trees</b>							
	BN	Betula nigra 'Heritage'	Heritage River Birch	5	2-2 1/2" cal	B&B	As shown	Multi-stem, 3 minimum
	AR	Acer rubrum 'Red Sunset'	Red Sunset Maple	6	2-2 1/2" cal	B&B	As shown	Straight leader
	CCI	Crataegus crusgalli var. inermis	Thornless Cockspur Hawthorn	3	2-2 1/2" cal	B&B	As shown	Straight leader
	FR	Fagus sylvatica 'Riversii'	Rivers Purple European Beech	1	2-2 1/2" cal	B&B	As shown	Straight leader
TC	Tilia cordata 'June Bride'	June Bride Little-leaf Linden	4	2-2 1/2" cal	B&B	As shown	Straight leader	
1 L2.0	<b>Minor Deciduous Trees</b>							
	AG	Amelanchier grandiflora 'Autumn Brilliance'	Autumn Brilliance Serviceberry	8	1-1 1/2" cal	B&B	As shown	Multi-stem, matched full plants
	CC	Cercis canadensis	Eastern Redbud	6	1-1 1/2" cal	B&B	As shown	Multi-stem, matched full plants
CK	Cornus kousa 'Milky Way'	Milky Way Kousa Dogwood	2	1-1 1/2" cal	B&B	As shown	Multi-stem, matched full plants	
2 L2.0	<b>Evergreen Trees</b>							
ASG	Arborvitae plicata 'Spring Grove'	Spring Grove Arborvitae	12	3' HT min	B&B	8'-0" o.c.	Full plants, matched	
3 L2.0	<b>Evergreen Shrubs</b>							
	BMW	Buxus microphylla 'Wintergreen'	Wintergreen Boxwood	20	18" HT min	B&B	3'-6" o.c.	Full plants, matched
	ECG	Euonymus fortunei 'Canadale Gold'	Canadale Gold Euonymus	18	2' HT min	B&B	3'-0" o.c.	Full plants, matched
	JH	Juniperus horizontalis 'Plumosa'	Plumosa Creeping Juniper	6	3' W min	B&B	8'-6" o.c.	Full plants, matched
	JV	Juniperus virginiana 'Blue Mountain'	Blue Mountain Juniper	8	2' HT min	B&B	5'-0" o.c.	Full plants, matched
	TMT	Taxus x media 'Tauntonii'	Taunton Yew	31	2' HT min	B&B	5'-6" o.c.	Full plants, matched
VR	Viburnum rhytidophyllum	Leatherleaf Viburnum	8	2' HT min	B&B	6'-0" o.c.	Full plants, matched	
3 L2.0	<b>Deciduous Shrubs</b>							
	AP	Aesculus parviflora	Bottlebrush Buckeye	4	2' HT min	CONT	As shown	Full, matched plants
	AM	Aronia melanocarpa 'Autumn Magic'	Black Magic Chokeberry	15	2' HT min	CONT	5'-6" o.c.	Full, matched plants
	CJ	Callicarpa japonica	Japanese Beautyberry	5	2' HT min	CONT	5'-0" o.c.	Full, matched plants
	CA	Clethra alnifolia 'Hummingbird'	Hummingbird Summersweet	6	2' HT min	CONT	5'-0" o.c.	Full, matched plants
	PO	Physocarpus opulifolius 'Little Devil'	Little Devil Ninebark	8	2' HT min	CONT	5'-0" o.c.	Full, matched plants
	RT	Rhus typhina 'Tiger Eyes'	Tiger Eyes Staghorn Sumac	4	2' HT min	CONT	6'-0" o.c.	Full, matched plants
	RR	Rosa rugosa 'Frau Dagmar Hastrup'	Frau Dagmar Hastrup Rose	10	18" HT min	CONT	4'-0" o.c.	Full, matched plants
	RNW	Rosa 'Nearly Wild'	Nearly Wild Rose	27	18" HT min	CONT	2'-6" o.c.	Full, matched plants
	VJ	Viburnum x juddii	Judd Viburnum	5	2' HT min	CONT	6'-0" o.c.	Full, matched plants
	<b>Perennials, Grasses and Groundcovers</b>							
	ac	Asarum canadense	Canada Wild Ginger	109	3"	POTS	12" o.c.	Vigorous plants
	efc	Euonymus fortunei coloratus	Purpleleaf Wintercreeper	578	4"	POTS	12" o.c.	Vigorous plants
	ls	Liriope spicata	Creeping Liriope	145	4"	POTS	12" o.c.	Vigorous plants
	msh	Miscanthus sinensis 'Huron Blush'	Huron Blush Maiden Grass	18	3 GAL	CONT	24" o.c.	Full, matched plants
	ss	Schizachyrium scoparium	Little Bluestem Grass	19	1 GAL	CONT	18" o.c.	Full, matched plants
	sh	Sporobolus heterolepis	Prairie Dropseed	15	1 GAL	CONT	18" o.c.	Full, matched plants

	Existing Deciduous Tree		Proposed Major Tree		Lawn
	Existing Evergreen Tree		Proposed Minor Tree/Shrub		Stone Mulch
			Proposed Evergreen		Shredded Bark Mulch
			Proposed Ornamental Grass		






ISSUE DATE:

MARCH 12, 2012
UDC REVIEW
APRIL 10, 2012
UDC REVIEW

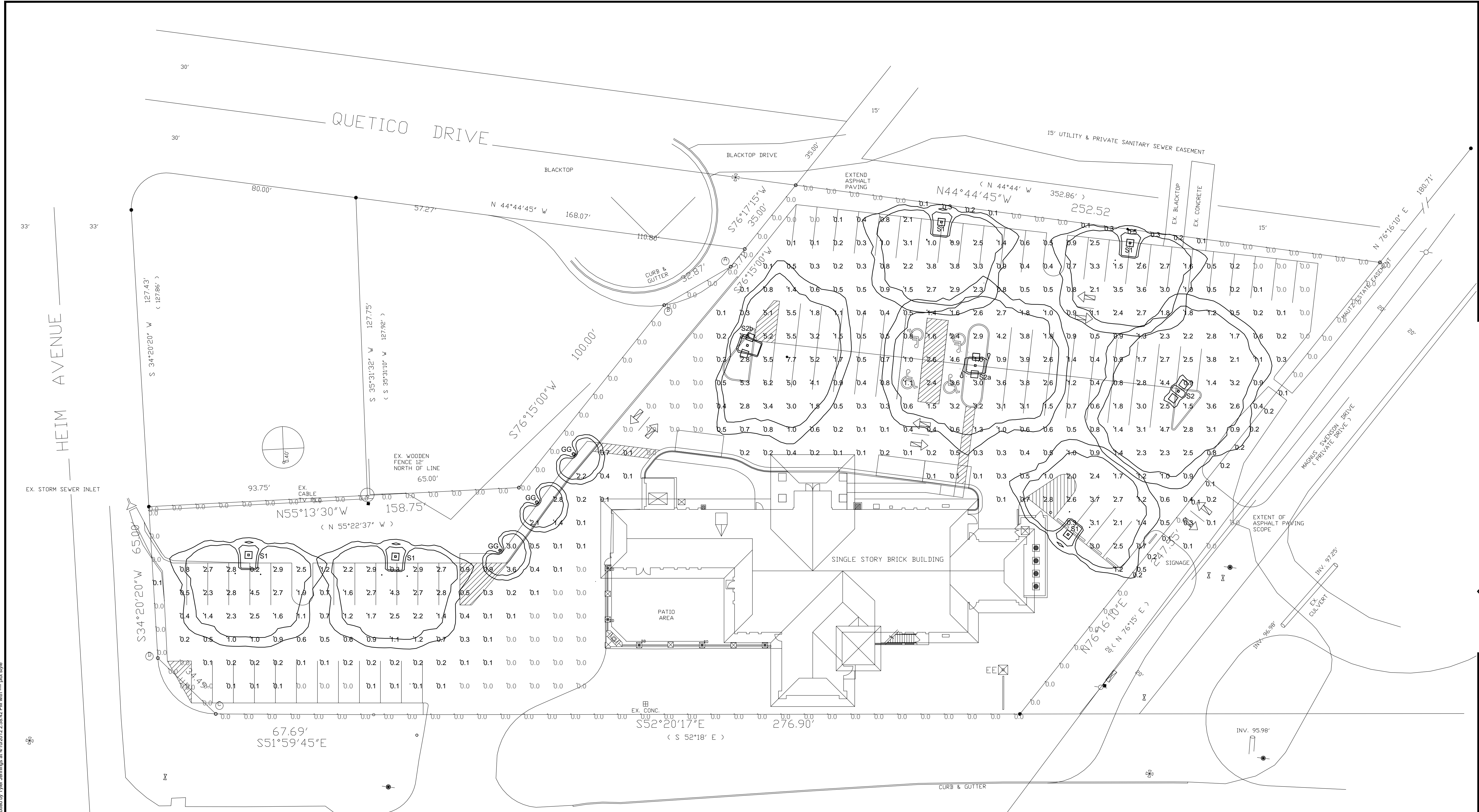
REVISION:


**J. STUART TODD, INC.**  
 ARCHITECTS - INTERIORS - MAUSOLEUM - CEMETERY - PLANNING  
 WWW.JSTUARTARCHITECTS.COM  
 2919 WELBORN, DALLAS, TEXAS 75219, 214.522.4033  
 1 JSTODDVAU000000E



**THE CRESS CENTER**  
 6021 UNIVERSITY AVENUE  
 MADISON, WISCONSIN

SHEET NO.  
 P.I.O  
 JOB NUMBER: 11070



**01 PHOTOMETRIC LIGHTING PLAN**  
 SCALE: 1" = 20'-0"

Foot candles are initial values.  
 Site Lights are pole mounted. Twin luminaires utilize factory supply cross arms.  
 Decorative Fixtures are Tersen Highland Park Series 1.5 Full Cutoff Classification.

Symbol	Label	Qty	Catalog Number	Description	Lamp	File	Lumens	LLF
□	S1	5	TLHPC15 3R 150M GCF SR4SC DBL - 16 foot mounting height	TERSEN LUMINAIRE HIGHLAND PARK 1.5 SERIES, WITH (C) STYLE ROOF AND CLEAR FLAT GLASS	150 WATTS MH LAMP	ABA201013.IE S	12500	1.00
□	S2	1	TLHPC15 3R 150M GCF SR4SC DBL - 16 foot mounting height	TERSEN LUMINAIRE HIGHLAND PARK 1.5 SERIES, WITH (C) STYLE ROOF AND CLEAR FLAT GLASS	150 WATTS MH LAMP	ABA201013.IE S	12500	1.00
□	S2a	1	Same as Type S2 with internally rotated optics to fit field conditions.	TERSEN LUMINAIRE HIGHLAND PARK 1.5 SERIES, WITH (C) STYLE ROOF AND CLEAR FLAT GLASS	150 WATTS MH LAMP	ABA201013.IE S	12500	1.00
□	S2b	1	Same as Type S2 with internally rotated optics to fit field conditions.	TERSEN LUMINAIRE HIGHLAND PARK 1.5 SERIES, WITH (C) STYLE ROOF AND CLEAR FLAT GLASS	150 WATTS MH LAMP	ABA201013.IE S	12500	1.00
□	GG	3	3130-70M-FT - FORWARD THROW 42 INCH BOLLARD - PEAK TOP	HYDREL 3130 LOUVER BOLLARD, FORWARD THROW DISTRIBUTION WITH COATED 70W MH ED-17 PRIORATED FROM COATED 100W MH LAMP	70 WATT COATED MH LAMP	3130_3140-70M-FT.ies	4700	1.00

STATISTICS						
Description	Symbol	Avg	Max	Min	Max/Min	Avg/Min
Property Line at 4.0 foot AFG	+	0.0 fc	0.5 fc	0.0 fc	N/A	N/A
Site Parking at 0.0 Ft. AFG	+	1.3 fc	7.7 fc	0.0 fc	N/A	N/A

P:\2011 PROJECTS\11070 The Cress Center - Swiflip\Urban Design\Commission\Photometric Plan.dwg, Plotted by Tyler Jennings at 4/10/2012 2:58:42 PM with plot style