



**SOLACE  
FRIENDS**

*Community, Comfort, and Care at Life's End*



**SOLACE  
FRIENDS**

# Objectives

- Review:
  - What is Solace Home?
  - Mission and Vision
  - Meeting the needs of our community
- Provide an overview of the first four months of operations
- Review admission criteria and referral process
- Answer your questions


# Solace Home

4-bed Adult Family  
Home licensed by DHS

A community-supported  
Social Model Hospice Home

First in Wisconsin

Care provided by Solace staff and  
volunteers in collaboration with  
community hospice providers







**SOLACE  
FRIENDS**







# Mission and Vision

## MISSION

Solace Home provides safe shelter and compassionate end-of-life caregiving within an adult family home for people experiencing terminal illness and housing insecurity.

## VISION

All people, regardless of resources or past life experiences, will have access to dying in a safe environment with the support of people committed to honoring their comfort, dignity, and humanity.

# Model of Care



Every resident enrolled with hospice agency.

24/7 caregiving support provided by paid caregivers and Direct Care Volunteers.

Both considered "Service Providers" per DHS Adult Family Home regulations.



Hospice determines the medical plan of care.

Solace Home carries out the plan as instructed by hospice staff.

Solace Home service providers (even those who are licensed) cannot assess or make clinical decisions, can only carry out orders as directed.



# 24/7 Care at Solace Home

- Paid Staff
  - Full time Executive Director
  - Full time Director of Resident Care
  - 4 full time caregivers
  - 4 per diem caregivers
- Volunteers
  - Direct Care Volunteers
  - Non-caregiving volunteers

# Types of Volunteer Roles

## Resident-Facing Roles

- Direct Care (needs 15 hours training per DHS regulations)
- Companionship and Reading
- Life Review, Letters
- Music and Games
- Spiritual Support
- Transportation
- Vigil

## Other Volunteer Roles

- Administrative assistance
- Fundraising
- Communications
- Community Outreach
- IT support
- Meal prep, Shopping, Housekeeping
- Facilities and Grounds



# Cost of Care

- Insurance pays the hospice agency for their medical care
- Residents with an income source are asked to pay 80% of their monthly income to Solace Home
  - Insurance and assets are not considered, only the monthly income
- No one is denied admission to Solace Home if they are unable to pay
- Solace Friends is working on establishing provider contracts with Medicaid Managed Care Organizations to recuperate some of our operating costs

# House Operations

- Trauma-Informed and Harm Reduction approaches applied to all elements of our operations
- Residents can smoke outside
- Residents can drink alcohol inside the home
- Illegal drugs are not permitted on Solace Home property
- Pets allowed with approval
- Visitors (including overnight) allowed
- Allowed to come and go freely as able
- Spiritual Care volunteers provide support
- Volunteers provide transportation and socialization

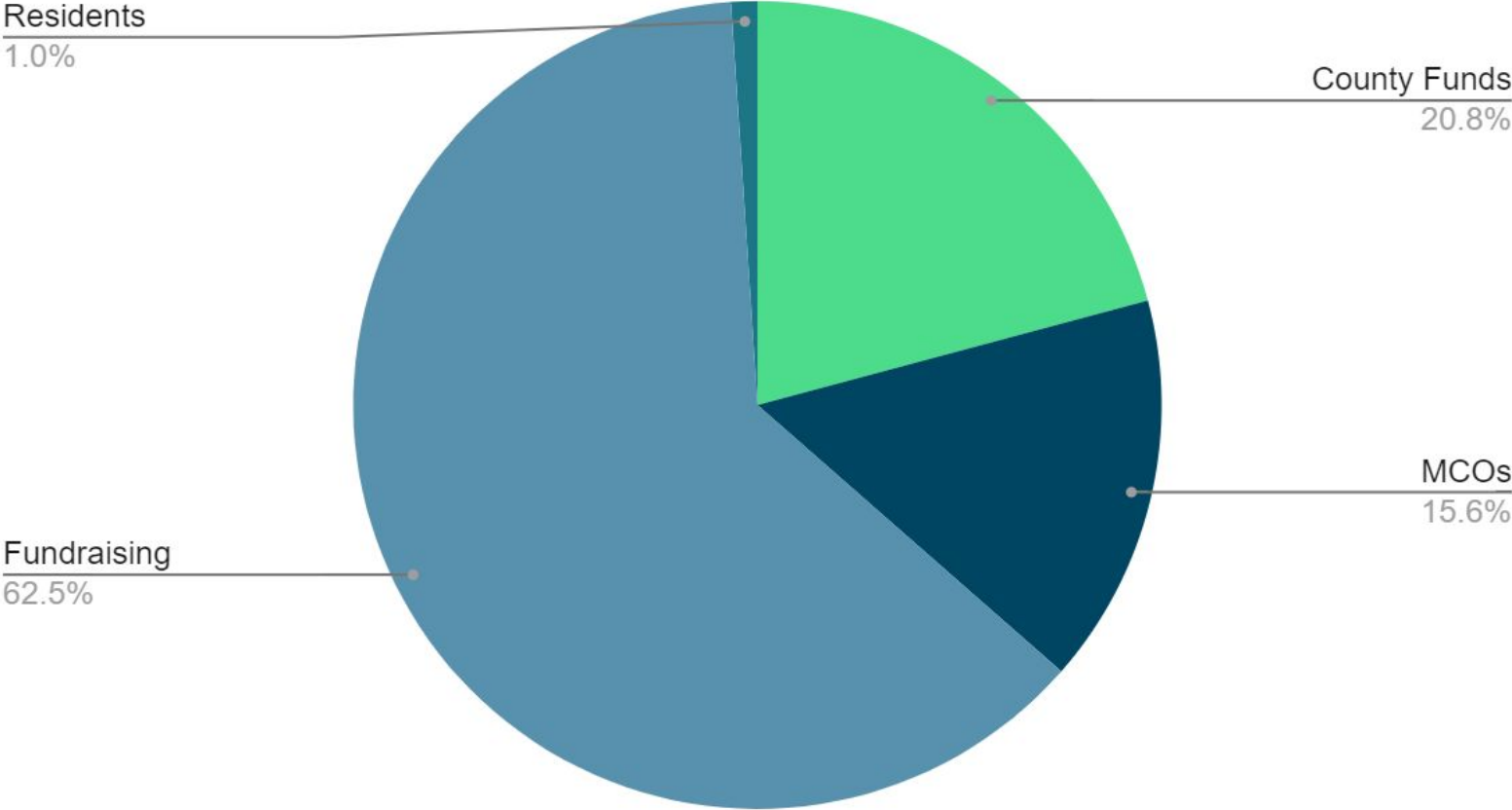


# Funding Sources



**SOLACE  
FRIENDS**

## Solace Friends Funding



# Prevalence of Specific Health Conditions

Health Condition	Est. in Homeless Population	Est. in US
Hypertension	50%	29%
Diabetes	Up to 18%	9.3%
Myocardial infraction	35%	Up to 17%
HIV	Up to 21%	0.6%
Hepatitis C	Up to 36%	0.7%
Depression	Up to 49%	8%
Substance dependence	Up to 58%	Up to 16%

<https://nhchc.org/wp-content/uploads/2019/08/in-focus-advance-care-planning-final-for-posting-1.pdf>

# Life Expectancy



**SOLACE  
FRIENDS**

CDC: National Center for Health Statistics

Average life expectancy of housed person: **76.4 years**

National Health Care for the Homeless Council

Average life expectancy of unhoused person: **50 years**

Funk, A. M., Greene, R. N., Dill, K., & Valvassori, P. (2022). The Impact of Homelessness on Mortality of Individuals Living in the United States: A Systematic Review of the Literature. *Journal of health care for the poor and underserved*, 33(1), 457–477. <https://doi.org/10.1353/hpu.2022.0035>

# Expanding Our Community Continuum of Care



Do not want to die  
in a hospital



No permanent housing



Lack funding for assisted  
living or nursing home



Shelter cannot provide  
24/7 end of life care



Lack funding or insurance  
for inpatient hospice



- Want to die in a home setting
- Need 24/7 caregiving support
- Need help with meals, medications,  
and personal care
- Benefit from emotional and spiritual  
support
- Provided at little or no cost to the  
resident



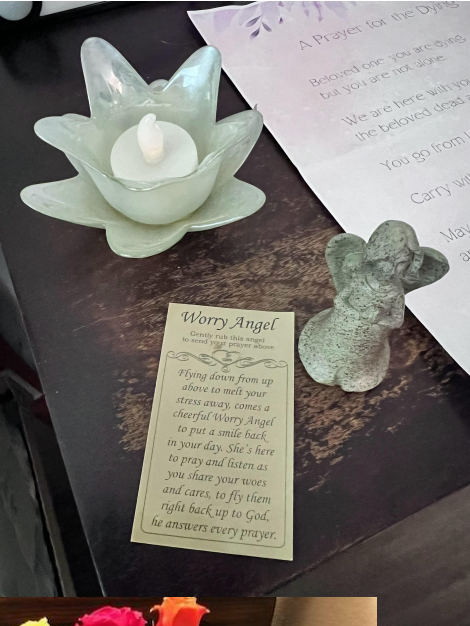


**SOLACE  
FRIENDS**

# Gathering Data

- 5 people have been admitted since we opened the first week of May
- 3 residents have died
  - Average length of stay <2 weeks
- 2 different hospice agencies (so far) caring for our residents
- Referrals from hospitals (3), hospice (2)

# Gathering Stories



# Admission Criteria

- **Terminally Ill:** An individual in the terminal stage of an illness who has an anticipated life expectancy of less than 6 months and is determined to be eligible for hospice services by a licensed hospice provider.
- **Hospice Enrolled:** An individual must be enrolled with a community hospice provider to live at Solace Home.
- **Homeless or Housing Insecure:** An individual who is without permanent housing and who may be in one of the following situations will be considered for admission into Solace Home:
  - Lives on the streets
  - Staying in a shelter, mission, single room occupancy facility, abandoned building or vehicle
  - Lives doubled up with others
  - Is at high risk of eviction for inability to pay for housing.

# Exclusion Criteria

## A person cannot be accepted at Solace Home if:

- **Safety:** The individual is a danger to themselves, or has issues that may place the health, safety or welfare of another resident, staff, or volunteers at substantial risk of harm.
- **Level of Care:** Solace Home is not licensed to serve people who:
  - Require nursing home level of care
  - Have active tuberculosis (TB)
  - Are in periods of acute or sustained psychosis that pose a threat to self or others
  - Require 1:1 attention or care
  - Weigh over 300 pounds
  - Require housing for additional family members.





SOLACE  
FRIENDS

# To Make a Referral

Call (608) 843-8191

or

Email [info@solacefriends.org](mailto:info@solacefriends.org)

Voicemail and email messages are confidential

All messages will be returned within one business day

Solace Home staff will complete an assessment of each potential resident to determine eligibility for admission

# Questions?



SOLACE  
FRIENDS



# Thank you!



[www.solacefriends.org](http://www.solacefriends.org)

[info@solacefriends.org](mailto:info@solacefriends.org)

(608) 843-8191

# References

Funk, A. M., Greene, R. N., Dill, K., & Valvassori, P. (2022). The Impact of Homelessness on Mortality of Individuals Living in the United States: A Systematic Review of the Literature. *Journal of health care for the poor and underserved*, 33(1), 457–477.  
<https://doi.org/10.1353/hpu.2022.0035>

National Health Care for the Homeless Council. Advance Care Planning for Individuals Experiencing Homelessness. June 2016. Retrieved from  
<https://nhchc.org/wp-content/uploads/2019/08/in-focus-advance-care-planning-final-fo-r-posting-1.pdf>