











Traffic Calming

Device

-  Bump Out
-  Circle
-  Island
-  Roundabout
-  Speed Hump
-  Speed Table
-  St Closure

Blocks2010_MPO average

Percent Minority

-  0.0% - 39.1%
-  39.2% - 58.8%
-  58.9% - 96.0%

Source:
 Madison Traffic Engineering 2015
 Madison Area Transportation Planning
 Board (MPO)
 2013 ACS 5 Year Estimates Table C17002
 Ratio of Income to Poverty Level
 Block Group Level

April 7, 2015

