

NOB HILL APARTMENTS

PROPOSED LIFE SAFETY IMPROVEMENTS

- **Lighting Plan**
- **Security Cameras**
- **Apartment Call System**
- **Upgraded Fire Alarm**



NOB HILL APARTMENTS, MADISON, WI
PROPOSED SECURITY CAMERA
LAYOUT PLAN



FEATURES & SPECIFICATIONS

INTENDED USE – Ideal for parking areas, street lighting, walkways and car lots.

CONSTRUCTION – Rugged, die-cast, soft corner aluminum housing with 0.12" nominal wall thickness. Die-cast door frame has impact-resistant, tempered, glass lens that is fully gasketed with one-piece tubular silicone.

Finish: Standard finish is dark bronze (DDB) polyester powder finish, with other architectural colors available.

OPTICS – Anodized, aluminum reflectors: IES full cutoff distributions R2 (asymmetric), R3 (asymmetric), R4 (forward throw) and R5S (square) are interchangeable. High-performance anodized, segmented aluminum reflectors IES full cutoff distributions SR2 (asymmetric), SR3 (asymmetric) and SR4SC (forward throw, sharp cutoff). High-performance reflectors attach with tool-less fasteners and are rotatable and interchangeable.

ELECTRICAL – Ballast: High pressure sodium: 70-150W is high reactance, high power factor. Constant wattage autotransformer for 200-400W. Metal halide: 70-150W is high reactance, high power factor and is standard with pulse-start ignitor technology. "SCWA" not required. Constant wattage autotransformer for 175-400W. Super CWA (pulse start ballast), 88% efficient and EISA legislation compliant, is required for metal halide 151-400W (SCWA option) for US shipments only. CSA, NOM or INTL required for probe start shipments outside of the US. Pulse-start ballast (SCWA) required for 200W, 320W, or 350W. Ballast is 100% factory-tested.

Socket: Porcelain, horizontally oriented medium base socket for 70-150M. Mogul base socket for 175M and above, and 70-400S, with copper alloy, nickel-plated screw shell and center contact. UL listed 1500W, 600V.

LISTINGS – UL Listed (standard). CSA Certified (see Options). UL listed for 25°C ambient and wet locations. IP65 rated in accordance with standard IEC 529.


Specifications subject to change without notice.

Catalog Number
Notes
Type

CONTOUR
SERIES

Soft Square Lighting

KAD



Specifications

EPA: 1.2 ft²

*Weight: 35.9 lbs (16.28 kg)

Length: 17-1/2" (44.5)

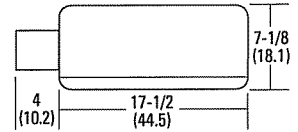
Width: 17-1/2" (44.5)

Depth: 7-1/8" (18.1)

All dimensions are inches (centimeters) unless otherwise specified.

*Weight as configured in example below.

METAL HALIDE: 70-400W
HIGH PRESSURE SODIUM: 70-400W
20'TO 35' MOUNTING



ORDERING INFORMATION For shortest lead times, configure product using **bolded options**.

Example: KAD 400M R3 TB SCWA SPD04 LPI

Series	Wattage			Distribution		Voltage	Ballast	Mounting ¹²	
KAD	Metal halide	High pressure sodium¹	Ceramic metal halide	Standard reflectors	High performance reflectors⁸	120	(blank) Magnetic ballast	Ships in fixture carton	
	70M ^{1,2} 250M ⁵	70S	70MHC ^{1,2}	R2 IES type II asymmetric ⁷	SR2 IES type II asymmetric ⁷	208 ⁹	CWI Contant wattage isolated ¹¹	SPD___ Square pole	Arm length
	100M ¹ 320M ⁴	100S	100MHC ¹	R3 IES type III asymmetric ⁷	SR3 IES type III asymmetric ⁷	240 ⁹	Pulse Start	RPD___ Round pole	04 4" arm
	150M 350M ^{3,4}	150S	150MHC	R4 IES type IV forward throw ⁷	SR4SC IES type IV forward throw	277	SCWA Super CWA pulse-start ballast	WBD___ Wall bracket	06 6" arm
	175M ³ 400M ^{5,6}	250S		R5S IES type V square		347	NOTE: For shipments to U.S. territories, SCWA must be specified to comply with EISA.	WWD___ Wood or pole wall	09 9" arm
	200M ⁴	400S				480 ⁹		Ships separately^{13,14}	12 12" arm
					TB ¹⁰		DAD12P Degree arm (pole)		
					23050HZ ¹¹		DAD12WB Degree arm (wall)		
							WBA Decorative wall bracket ¹⁵		
							KMA Mast arm external fitter		
							KTMB Twin mounting bar		

Options			Finish ²⁰	Lamp ²¹
Shipped installed in fixture			(blank) Dark bronze	LPI Lamp included
SF Single fuse (120, 277, 347V) ¹⁶	QRSTD QRS time delay ¹⁸	HS House side shield	DWH White	L/LP Less lamp
DF Double fuse (208, 240, 480V) ¹⁶	WTB Terminal wiring block ¹⁷	PE1 NEMA twist-lock PE (120, 208, 240V)	DBL Black	<p>NIGHTTIME FRIENDLY Compliant with LEED® goals & Green Globes™ criteria for light pollution reduction</p>
PD Power tray ¹⁷	CSA CSA Certified	PE3 NEMA twist-lock PE (347V)	DMB Medium bronze	
PER NEMA twist-lock receptacle only (no photocontrol)	INTL Available MH for probe start shipping outside the U.S.	PE4 NEMA twist-lock PE (480V)	DNA Natural aluminum	
QRS Quartz restrike system ¹⁸	REGC1 California Title 20, effective 1/1/2010	PE7 NEMA twist-lock PE (277V)		
		SC Shorting cap for PER option		
		VG Vandal guard ¹⁹		
		WG Wire guard ¹⁹		

Notes

- Not available with SCWA.
- Not available with 480V.
- These wattages do not comply with California Title 20 regulations.
- Must be ordered with SCWA.
- These wattages require the REGC1 option to be chosen for shipments into California for Title 20 compliance. 250M REGC1 is not available in 347 or 480V.
- Reduced jacket ED28 required for SR2, SR3 and SR4SC optics.
- House-side shield available.
- High performance reflectors not available with QRSTD.
- Must specify CWI for use in Canada.
- Optional multi-tap ballast (120, 208, 240, 277V; in Canada: 120, 277, 347V).
- Consult factory for available wattages.
- 12" arm is required when two or more luminaires are oriented on a 90° drilling pattern.
- May be ordered as an accessory.
- Must specify finish when ordered as an accessory.
- Available with SPD04 and SPD09.
- Must specify voltage. N/A with TB.
- Only available with SR2, SR3 and SR4SC optics.
- Max allowable wattage lamp included.
- Prefix with KAD when ordered as an accessory.
- See www.lithonia.com/archcolors for additional color options.
- Must be specified. L/LP not available with MHC.
- Must use RPD09.

Accessories: Tenon Mounting Slipfitter (RPxx required.)
Order as separate catalog number. Must be used with pole mounting.

Tenon O.D.	Number of fixtures					
	One	Two@180°	Two@90°	Three@120°	Three@90°	Four@90°
2-3/8"	T20-190	T20-280	T20-290 ²²	T20-320 ²²	T20-390 ²²	T20-490 ²²
2-7/8"	T25-190	T25-280	T25-290 ²²	T25-320	T25-390 ²²	T25-490 ²²
4	T35-190	T35-280	T35-290 ²²	T35-320	T35-390 ²²	T35-490 ²²

OUTDOOR

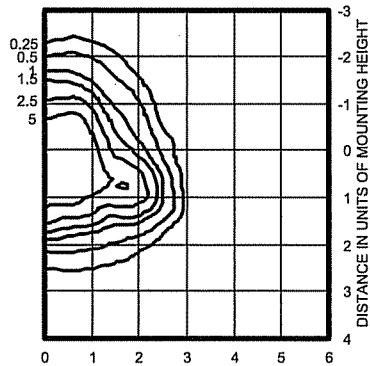
KAD-M-S

KAD Metal Halide, Arm-mounted Soft Square Cutoff

Coefficient of Utilization _____
Initial Footcandles _____

KAD 400M R2 Test no. 1193083101P

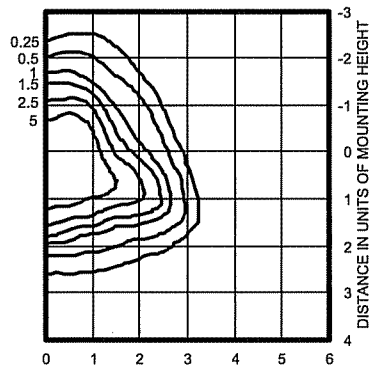
ISOILLUMINANCE PLOT (Footcandle)



400W pulse start metal halide lamp, rated 38000 lumens. Footcandle values based on 20' mounting height.
Classification: Type II, Short, Full Cutoff

KAD 400M R3 Test no. 1192040902P

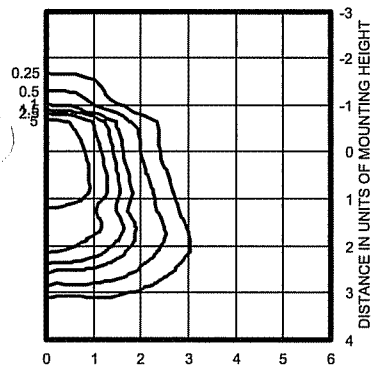
ISOILLUMINANCE PLOT (Footcandle)



400W pulse start metal halide lamp, rated 38,000 lumens. Footcandle values based on 20' mounting height.
Classification: Type II, Short, Full Cutoff

KAD 400M R4 Test no. 1191110101P

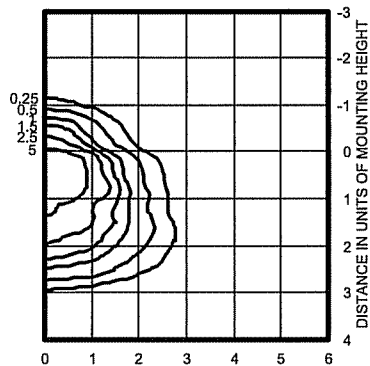
ISOILLUMINANCE PLOT (Footcandle)



400W pulse start metal halide lamp, rated 38,000 lumens. Footcandle values based on 20' mounting height.
Classification: Unclassified (Type III, Very Short), Full Cutoff

KAD 400M R4HS Test no. 1192061101P

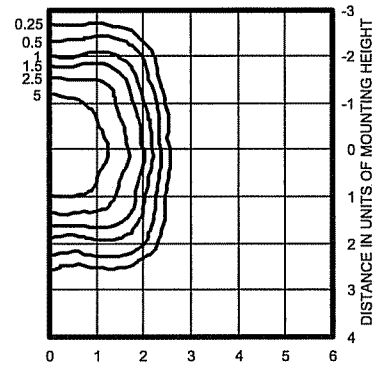
ISOILLUMINANCE PLOT (Footcandle)



400W pulse start metal halide lamp, rated 38,000 lumens. Footcandle values based on 20' mounting height.
Classification: Unclassified (Type III, Very Short), Full

KAD 400M R5S Test no. 1194040801P

ISOILLUMINANCE PLOT (Footcandle)



400W pulse start metal halide lamp, rated 38000 lumens. Footcandle values based on 20' mounting height.
Classification: Unclassified (Type NC, Very Short), Full Cutoff

Notes

- 1 Photometric data for other distributions can be accessed at www.lithonia.com.
- 2 Tested to current IES and NEMA standards under stabilized laboratory conditions. Various operating factors can cause differences between laboratory data and actual field measurements. Dimensions and specifications on this sheet are based on the most current available data and are subject to change without notice.
- 3 For electrical characteristics, consult outdoor technical data specification sheets on www.lithonia.com.

Mounting Height Correction Factor

(Multiply the fc level by the correction factor)

25 ft. = 0.64

35 ft. = 0.32

40 ft. = 0.25

$$\left(\frac{\text{Existing Mounting Height}}{\text{New Mounting Height}} \right)^2 = \text{Correction Factor}$$



KAD-M-S



NOB HILL APARTMENTS, MADISON, WI

PROPOSED LIGHTING
LAYOUT PLAN




Sign In | Wish List | Order Status | Live Chat

New Account | View Cart: (0 Items) | Total: \$ 0.00 [Checkout](#)

(708) 841 8300



- CCTV & Surveillance Products
- Spy Cameras
- Burglar Alarms
- Time Clocks
- Door Locks
- Intercom & Video Phones
- Access Control
- Asset Tracking
- Home & Office
- Audio & Video
- Cables
- Automotive Security
- More Categories




CLICK TO SEE WHAT'S HOT
AT THE PRICE YOU NEED

1 2 3 4 5

Product Detail

Home > CCTV & Surveillance Products > Surveillance Cameras > PTZ Cameras

[Search](#)



Zoom Security Camera - 30X Zoom High Speed Pan Tilt & Zoom Dome Camera - 30X Zoom High Speed Dome Camera - High Power Array IR LEDs For Night Vision - Sees Up To 500 Feet At Night - Model H-9006-650

[H-9006-650]

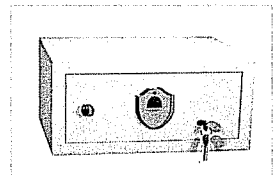
Price: **\$895.00**

Weight: 24lbs

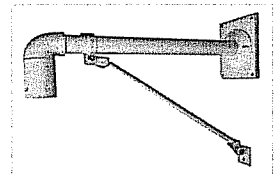
This product was added to our catalog on Wednesday 11, July, 2012.

[Add to cart](#) [Add to Wishlist](#)

[Bargain Items](#) [MORE](#)



Fingerprint Safe - Personal Blastproof & Vandal Resistance Safe - Wall Or Floor Mountable - Model-1005W - Free Shipping
Regular Price: ~~\$289.00~~
Sale Price: **\$184.00**



PTZ Corner Bracket - Universal PTZ Wall Mount Bracket - Extend PTZ Up To 3 Feet - Free Shipping
Price: **\$67.00**

30x Zoom High Speed Pan Tilt & Zoom Dome camera

1/3 SONY Effio CCD, 650tvl.

True color at day time, sharp at night time.

6" high speed dome, Aluminum metal casing.

On Screen Display Menu Control


12pcs Piranha Super-Flux IR LEDs + 36Ø8 IR LEDs, night vision more than 500 feet distance

With temperature control, great for outdoor/indoor use.

Vertical angle 0~90°, horizontal angle 0 ~ 360° continuing, 400°/sec speed.


128 preset tracking points, manual pan speed 0.1~280°/sec, manual tilt speed 0.1~280°/sec.

Support PELCO-D/P (basic) protocol.




Pan / Tilt Horizontal Range: 360° continuous
 Horizontal Speed: 0.5° ~ 400° / sec (1~64 level adjustable)
 Vertical Range: 90° / Auto-Flip : 180°
 Vertical Speed: 0.5° ~ 180° / sec (proportional depends on zoom rate)
 Preset Capacity: 128 presets
 Cruising Capacity: 8 Groups (16 Action entities per group)
 Cruising Speed: 1 ~ 60 sec selectable
 2 Point Scan: 1 ~ 64 levels selectable
 General Communication: RS-485
 Address: 256
 Protocol: PELCO-D / PELCO-P
 Temperature Control: Built in cooler & heater.
 Power Supply: AC24V 3A
 Power Adapter: AC110/220V 50/60Hz input / AC24V output
 Operating Temperature: -40°C ~ +60°C
 Unit Weight: 18 lbs


Night Vision PTZ Camera - 30X
 Zoom High Speed Dome Camera -
 540 TV Line Of Resolution - High
 Power Array-IR LEDs For Night
 Vision - Model-H-9011-540
 Price: \$645.00




Fingerprint Time & Attendance
 System - Fingerprint Time
 Attendant - Office Desktop Design
 - UpTo 1000 Employees -
 Management Software - Model -
 D100 - Free Shipping
 Price: \$199.00



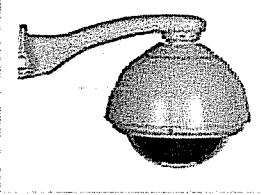
Pan Tilt Zoom Camera - 30X Zoom
 - 420 TV Line Of Resolution -
 Great For Outdoor/Indoor
 Application - H-9001-420
 Price: \$435.00
 Add to cart



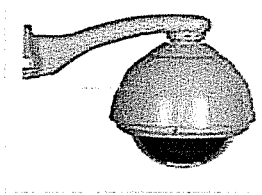
PTZ Security Camera - 30X Zoom -
 480 TV Line Of Resolution - Great
 For Outdoor/Indoor Application - H
 -9001-480
 Price: \$489.00
 Add to cart



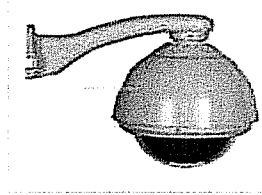
PTZ High Resolution Camera - 30x
 Zoom High Speed Pan Tilt & Zoom
 Dome camera - 400° per second
 PTZ speed - Great For
 Outdoor/Indoor Application -
 Model-H-9003-4
 Price: \$839.00
 Add to cart



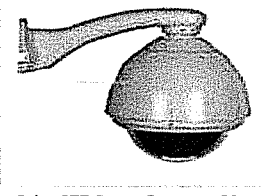
Sony Pan Tilt Zoom Camera - 30X
 Zoom - 420 TV Line Of Resolution
 - Great For Outdoor/Indoor
 Application - H-9003-420
 Price: \$435.00
 Add to cart



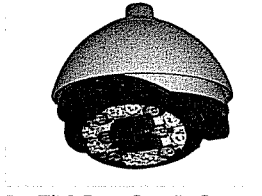
PTZ Dome Camera -30X Zoom -
 540 TV Line Of Resolution - Great
 For Outdoor/Indoor Application - H
 -9003-540
 Price: \$624.00
 Add to cart




PTZ Dome Security Camera - 30X
 Zoom - 650 TV Line Of Resolution
 - Great For Outdoor/Indoor
 Application - H-9003-650
 Price: \$745.00
 Add to cart



Pelco PTZ Dome Camera - 30x
 Zoom High Speed Pan Tilt & Zoom
 Dome camera - 400° per second
 PTZ speed - Great For
 Outdoor/Indoor Application -
 Model-H-9003-650-4
 Price: \$839.00

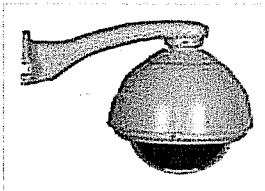


Pan Tilt & Zoom Security Camera -
 30X Zoom High Speed Dome
 Camera - High Power Array IR
 LEDs For Night Vision - Sees UpTo
 500 Feet At Night - Ideal For
 Outdoor/Indoor Application -
 Model H-9010-540




PTZ Security Camera - 30X Zoom
 High Speed Dome Camera - High
 Power Array IR LEDs For Night
 Vision - Sees UpTo 500 Feet When
 Zoomed - Model H-9010-480
 Price: \$595.00
 Add to cart

Add to cart 

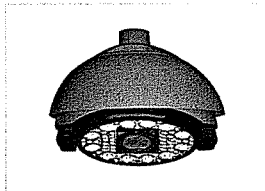


Pan Tilt Zoom Outdoor Camera - 30X Zoom High Speed Dome Camera - 420 TV Line Of Resolution - Great For Outdoor/Indoor Application - Model-H-9003-420


Price: **\$435.00**
Add to cart 

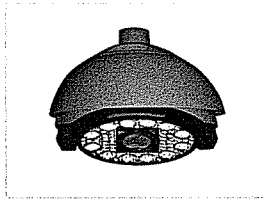
Price: **\$645.00**

Add to cart 




High Speed Night Vision Camera - High Speed Dome With High Power Array IR LEDs For Night Vision - Sees UpTo 500 Feet At Night - Ideal For Outdoor/Indoor Application - Model-H-9006-540

Price: **\$645.00**
Add to cart 




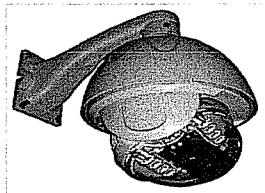
Zoom Security Camera - 30X Zoom High Speed Pan Tilt & Zoom Dome Camera - 30X Zoom High Speed Dome Camera - High Power Array IR LEDs For Night Vision - Sees UpTo 500 Feet At Night - Model H-9006-650

Price: **\$895.00**
Add to cart 



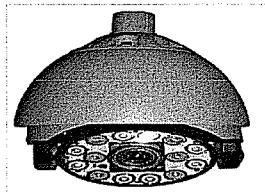
Night Vision PTZ Camera - 30X Zoom High Speed Dome Camera - 540 TV Line Of Resolution - High Power Array-IR LEDs For Night Vision - Model-H-9011-540

Price: **\$645.00**
Add to cart 



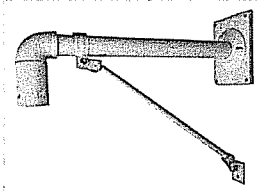
High Speed Dome Camera - 30X Zoom High Speed Dome Camera - Sees UpTo 400 Feet At Night - Model-H-9011-480

Price: **\$575.00**
Add to cart 




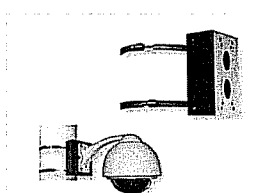
PTZ Camera - 30X Zoom High Speed Dome With High Power Array IR LEDs For Night Vision - Sees UpTo 500 Feet At Night - Ideal For Outdoor/Indoor Application - Model H-9009-480

Price: **\$575.00**
Add to cart 




PTZ Corner Bracket - Universal PTZ Wall Mount Bracket - Extend PTZ UpTo 3 Feet - Free Shipping

Price: **\$67.00**
Add to cart 




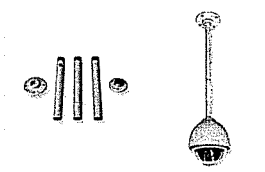
PTZ Camera Pole Mounting - Universal PTZ Pole Mount Bracket

Price: **\$47.50**
Add to cart 




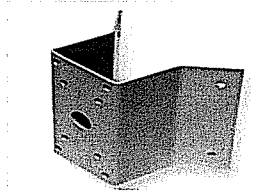
PTZ Ceiling Mounting Bracket - Universal PTZ Mount - Extend PTZ Camera Down By About 4 Inces From The Ceiling

Price: **\$34.95**
Add to cart 




PTZ Camera Ceiling Mount Bracket - Universal 1 Foot Straight Ceiling PTZ Camera Mounting Bracket


Price: **\$44.95**
Add to cart 




PTZ Camera Outdoor Corner Mounting Bracket - Universal PTZ Camera Corner Mount

Price: **\$49.95**
Add to cart 

Recently Viewed Items



Zoom Security Camera - 30X
Zoom High Spe



Zoom Security Camera - 30X
Zoom High Spe

Help

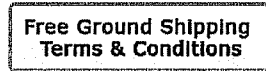
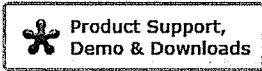
- [Domestic Shipping Information](#)
- [Support](#)
- [Warranty & Return Policy](#)
- [Purchase Order Terms and Conditions](#)
- [Sitemap](#)

Company Info

- [About Us](#)
- [Contact Info](#)
- [Privacy Policy](#)
- [Terms & Condition Of Use](#)

Partners

- [Affiliate Program](#)
- [Vendor Request](#)
- [Installer Network](#)
- [Promotions / Newsletter Subscription](#)



Copyright © 2009-2011 Unik Security & Pos Online Store

APARTMENT CALL SYSTEM

A new apartment call system will be installed in each entry lobby. There are four entry lobbies in each building with an unlocked exterior door opening to the sidewalk and a locked security door to gain access to the common area hallways and then the respective individual units. Each lobby services 8-10 units depending upon the configuration.

In each entrance lobby there will be a call panel (similar to the one shown in the attached cut sheet) with a separate button to summon each individual apartment. **THERE WILL NOT BE AN ELECTRIC STRIKE ON THE SECURITY DOOR.** In the apartment unit a buzzer will sound if the call button is pushed (with the ability to be muted should the tenant desire) and a two way voice intercom between the entrance lobby and the apartment unit is activated. The tenant will need to physically leave their apartment and come to the security door to allow guest access to the building.

Five percent of the units will be ADA compatible with provisions for hearing and visually impaired.


Innovations in Communications™
since 1955



QUANTUM™

**ROUND METAL BUTTON STYLE
STAINLESS STEEL
Vandal-Proof Intercom Lobby Panels**

**The BEST stainless steel panel, with
permanent engraving right on the faceplate.
FOR TOUGH TALK. NOTHING BEATS QUANTUM™**




QS-006E

(Shown with optional Engraved building address and optional engraved 'LDDS' Lee Dan Directory Strips)

• Optional building address engraving foils theft (add suffix 'E' to model no.)

Standard Quantum™ Features:

- High grade 16 gauge (low carbon) Stainless Steel.
- Integral Stainless Steel/Lexan® sheet directory.
- Exclusive 3-layer metal speaker baffle.
- Mylar cone weatherproof loudspeaker.
- Heavy (6 amp rated) solid metal buttons with positive screw terminals.
- Permanent, custom engraving, directly on the panel surface.
- Custom sizing available.
- 'Tampruf' tamper-proof access screws.
- Available with any number of buttons.



QS-082

NOTE: Where shown, Directory Strips are optional.

QUANTUM™ Stainless Steel, Round Metal Button, Engraved Faceplate, Loudspeaker* (L/S) Lobby Panels

*Optional speaker equipment is available, including Bell/Buzzer, Speaker/Transmitter, Speaker/Microphone, Amplified Handset, and Speaker/Transmitter Handset. Please consult Lee Dan for wall dimensions of any Quantum™ panels other than 'QS' loudspeaker type. Contact Lee Dan for other styles including economy, vandal-resistant, oversized directory and solid polished brass.

Number of Buttons	ALL PANELS OUTSIDE DIMENSIONS		FLUSH PANELS WALL OPENING		DIRECTORY INFO		
	High	Wide	Flush Backbox	High	Wide	Maximum Strip Names	Capacity
2--6	11-1/2"	5"	BB-101	10-1/8"	4-1/8"	10	12
7--16	18-3/4"	5"	BB-201	16-1/8"	4-1/8"	24	26
17--36	18-3/4"	10"	BB-202	16-1/8"	8-1/8"	52	56
37--46	18-3/4"	14"	BB-203	16-1/8"	12-1/8"	52	56
47--82	18-3/4"	18"	BB-204	16-1/8"	16-1/8"	104	112
83--96	18-3/4"	22"	BB-205	16-1/8"	20-1/8"	104	112
97--128	18-3/4"	26"	BB-206	16-1/8"	24-1/8"	156	168
129--144	18-3/4"	30"	BB-207	16-1/8"	28-1/8"	156	168

For QUANTUM™ Panels Over 144 Buttons, Please Call LEE DAN®

800-231-1414 • 631-231-1414
155 Adams Avenue • Hauppauge, NY 11788-3699
www.LEEDAN.com • Fax 631-231-1498

INTERCOMS • CCTV • MAILBOXES • DIRECTORIES
ANNUNCIATORS • WIRE & CABLE • NURSE-CALL
With continuous product improvement, specifications are subject to change without notice.

ARCHITECTS' & ENGINEERS' SPECIFICATIONS

"Quantum™" Lobby Panel: Intercom panel shall be a Lee Dan vandal-proof Quantum™ series or approved equal. Panel shall be constructed of 16 gauge low-carbon Stainless Steel. Pushbuttons shall be heavy 6 amp rated, chrome plated, solid brass, round metal buttons. Pushbutton connections must be made by positive screw terminals by circuit board. Pigtail connections will not be acceptable. Apartment numbers shall be permanently engraved directly on the surface of the panel. Building address shall be permanently engraved at the top of the lobby panel.

Speaker shall be 3.5", 1 Watt, 45 Ohm with mylar cone. Paper cone speakers are not acceptable. Speaker shall be protected by a three (3) layer metal speaker baffle. Intercom panel shall include an integral alphabetical directory protected by Lexan® sheet. Speaker, pushbuttons and directory components shall all be field replaceable. Glued in place components are not acceptable. Mounting screws shall be tamper resistant Tampruf type. A Lee Dan model SC-T Tampruf type screw driver shall be provided with each lobby panel for directory maintenance.

Lexan® is a registered trademark of General Electric.

IR-204E Apartment Stations (option 1 of 3*): Suite stations shall be Lee Dan model IR-204E or approved equal. Stations shall be molded in white, high impact ABS plastic. Individual pushbutton controls shall be provided for Talk, Listen, and Door release functions. Button identification shall be provided in English, braille, and by symbols. Pushbuttons shall be self-wiping type with positive screw terminals. Pigtail connections are not acceptable. Speaker shall be 2.5", .3 Watt, 45 Ohm. Pushbuttons and speakers shall be field replaceable. Glued in place components are not acceptable. Mounting screws shall be tamper resistant Scrulox type.

IR-107C Apartment Stations (option 2 of 3*): Suite stations shall be Lee Dan model IR-107C or approved equal. Stations shall be constructed of anodized extruded aluminum with ABS plastic speaker grille. Individual pushbutton controls shall be provided for Talk, Listen, and Door release functions. Button identification shall be provided in English, and by symbols. Pushbuttons shall be self-wiping type with positive screw terminals. Pigtail connections are not acceptable. Speaker shall be 3.5", 1 Watt, 45 Ohm with mylar cone. Paper cone speakers are not acceptable. Pushbuttons and speakers shall be field replaceable. Glued in place components are not acceptable. Mounting screws shall be tamper resistant Scrulox type.

IR-444 Apartment Stations (option 3 of 3*): Suite stations shall be Lee Dan model IR-444 or approved equal. Momentary action, self-wiping pushbuttons shall be provided for TALK, LISTEN, and DOOR operations, with 5/16" thick solid aluminum plungers. Stations shall be permanently stamped with DOOR/LSTN/TALK legends for tenant operation. The speaker/microphone shall be a mylar cone high sensitivity type with voice-frequency response. Paper cone speakers are not acceptable. Speaker shall be protected by a double metal speaker baffle. Station shall be constructed of 20 gauge stainless steel. Connections shall be made by positive screw terminals. Pigtail connections shall not be acceptable. Mounting screws shall be tamper resistant Scrulox type.

*Choose from more than 70 different stations. Request brochure A-101.

Amplifier: Intercom amplifier shall be Lee Dan model PK-543A or approved equal. Amplifier shall be powered by a Lee Dan model PS-30A pigtail transformer (16VAC/30VA), or approved equal, which shall be UL listed.

Other Accessories



Rain-Guard
Side View

Engraving Ask for engraving brochure A-107.

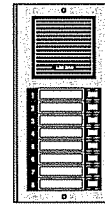
JB-200 Amplifier Junction Box.

Rain-Guard Weather Hood. Ask for brochure IN-004.

SC-T 'Tampruf' type tamper screwdriver.



Other LEE DAN® Panel Styles

Bravo™
Solid Polished Brass
• 3 Versions



Style "E"™
Economy Style


Van-Guard®
Extruded Alum.
Engraved Plungers



Millennium™
Stainless Steel
Black Buttons




Centurian™
St. Steel
Metal
Numberstrips




Regency™
Extruded
Aluminum
Oversized
Directory


Popular Apartment Stations



IR-204E
Plastic
Surface Mount




IR-107C
Aluminum
Requires Housing



IR-444
St. Steel
Surface


LEF (Audio Only)




LE-DA*
Door Station, stainless steel
faceplate, flush mount, 2-pair




EL-9S
Electric Door Strike,
12V AC, 350mA




LE-A3*
3-Call Sub Station,
surface mount




LE-AN3*
3-Call Privacy Sub
Station, surface mount




LEF-3
3-Call Master Station,
surface mount




LEF-3L
3-Call Master Station with
selective door release,
surface mount



LEF-5
5-Call Master Station,
surface mount



LEF-10
10-Call Master Station,
surface mount



LEF-10S
10-Call Master Station
with All Call, surface mount

*See back page for complete sub and door listing

Intermixable Open Voice System - Surface Mount Design

The LEF system can be designed with a variety of master and sub stations (K1 - K5) to create the communication system needed. With its design flexibility, the LEF can be used for virtually any application.

FEATURES:

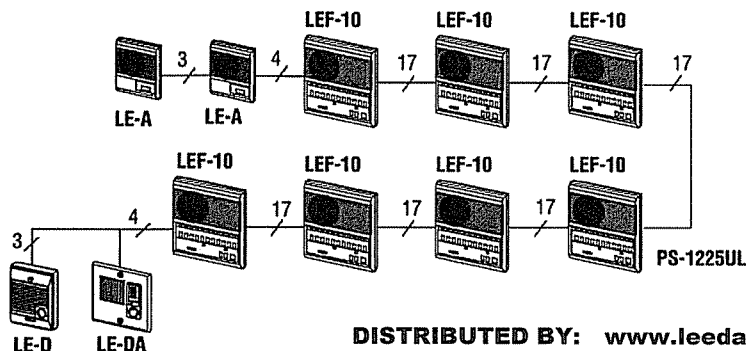
- Intermix master stations, subs, and door stations up to maximum capacity
- Selective calling from a master station with hands-free reply
- Call-in from subs and doors activate tone and LED at master(s)
- Selective door release from LEF-5, 10, 10S
- Privacy feature prevents eavesdropping (all masters and "N" model subs)
- Variety of sub station models available
- Communication and call tone volume controls

OPTIONS:

- All Call, Chime, and Music input (w/LEF-10S, BG-10C and PS-1225UL)
- Pan/Tilt black & white video door entry can be added (MK/MY series)

Models	Capacity	Cable
LEF-3	4 stations	9 conductors
LEF-5	6 stations	12 cond. (*1)
LEF-10	11 stations	17 cond. (*2)
LEF-10S	11 stations	20 cond. (*2)

(*1) +5 (K1 ~ K5),
(*2) +10 (K1 ~ K10)
for video and/or door release control



DISTRIBUTED BY: www.leedan.com
info@leedan.com Toll-Free: 800-231-1414

Common Sub Station & Accessories

Interior Sub Stations

• Surface Mount • • Semi-flush Mount •

LE-A (hand) Sub Station
LE-AN Privacy Sub Station
LE-A3 (hand) 3-Call Sub Station
LE-AN3 3-Call Privacy Sub Station
LE-B (hand) Sub Station
LE-BN Privacy Sub Station
LE-C (hand) Sub Station with All Call / music volume control
LE-C3 (hand) Sub Station with All Call / music volume control

*Requires BG-10C

Exterior Door Stations (all exterior door stations are weather resistant)

• One Gang • • Two Gang •

LE-D Door Station, plastic cover, surface mount
LE-SS-1G Door Station, vandal-resistant, stainless steel, flush mount
LE-DA Door Station, stainless steel faceplate, flush mount
LE-SS Door Station, vandal-resistant, stainless steel, flush mount
LE-SSR Door Station, vandal-resistant, stainless steel, red mushroom, call button, flush mount
LE-SS-GP Door Station, vandal-resistant, gold plated, flush mount

PanTilt Video Door Stations (all are weather resistant), Interior Monitors & Camera Adaptors

• Surface Mount • • Semi-flush Mount • • Flush Mount • • Monitors • • Adaptors •

MK-DAC PanTilt Video Door Station, plastic cover, 1-gang
MK-DBC PanTilt Video Door Station, plastic cover, 3-gang
MK-DGC PanTilt Video Door Station, aluminum panel, 3-gang
MK-DGV PanTilt Video Door Station, vandal-resistant, stainless steel faceplate
MYH-CU Video Monitor, surface mount
MYH-CUB Video Monitor, semi-flush mount
MYW-P1L Single PanTilt Door Adaptor
MYW-P3L 3 PanTilt Door Adaptor
MYW-P10L 10-Camera Video Adaptor, with selective door release

Options & Accessories

HID-SS Accessory Station with Embedded HID® Proximity Card Reader
ICP-BR Brass Faceplate for LE-DA
ICP-AB Antique Brass Faceplate for LE-DA
SBX-SS-1G Surface Mount Box for LE-SS-1G
SBX-2G Surface Mount Box for LE-DA, LE-SS and LE-SSR
SBX-GP-2G Surface Mount Box for LE-SS-GP, gold plated
SBX-2B Horizontal Mount Box for HID-SS and LE-SS or LE-SSR (vertical mount also available - SBX-2BV)
SBX-DGV Surface Mount Box for MK-DGV
MKW-R Surface Mount Box for MK-DBC
KAW-D 30° Angle Box for MK-DAC
KMB-45 45° Mullion Mounting Bracket for MK-DAC
EL-9S Electric Door Strike, 12V AC, 350mA
RY-PA Door Release Relay
BG-10C All Call, Chime and Muc Adaptor
MYW-BA & MYW-BA-M Long Distance Adaptor
BA-1 Paging Adaptor

Specifications

System	Power Supply	Output	Wiring	Distance
LEM-1DL	PT-1210N 12-16V DC, 4VA 12-24V DC, 200mA (24V)	100mW, adjustable	2 wires (NP) + 2 for EL-9S (separately jacketed)	To door: 650'(22AWG) 1,600'(18AWG)
LEM-1 LEM-3	SKK-620A 6V DC, 200mA	350mW, adjustable	2 wires (NP), homerun	To door/sub: 650'(22AWG) 1,600'(18AWG)
LEF-3, LEF-5 LEF-10, LEF-10S	PS-1225UL (intercom only) 12V DC, 300mA per LEF station	800mW at 20d (receive) 500mW at 20d (transmit), adjustable	Z1 All master system; 5 common + No. of LEF/Subs (6 common with door release) • Single master; 2 wires (NP), homerun (E to - link remains attached) • Intermixed system; 3 wires to LE subs (E to - link removed)	To farthest station: 650'(22AWG) 1,600'(18AWG)
LEF-3C, LEF-5C LEF-10C	PS-1225UL (intercom only) 12V DC, 300mA per LEF-C station			
BG-10C	PS-1225UL (for LEF & BG-10C) 12V DC, 2.5A		19 wires max., BG-10C ~ LEF-10C, 3 wires to each LE-D/DA	BG-10C to LEF: 500'(22AWG) 1,200'(18AWG)
MYW-P1L	PS-1820UL 18V DC, 500mA		2 wires to door (NP), 6 wires in loop, to monitors; 6 wires to LEF	
MYW-P3L	PS-1820UL 18V DC, 600mA		2 wires to door (NP), 6 wires in loop, to monitors, 11 wires, MYW-P3L to BG-10C/LEF	To door: 330'(18AWG) Between monitors: 245'(18AWG)
MYW-P10L	PS-1820UL 18V DC, 600mA		2 wires to door (NP), 6 wires in loop, to monitors, 19 wires, MYW-P10L to BG-10C/LEF	

Aiphone Corporation

1700 130th Ave NE
Bellevue, WA 98005
Phone: (800) 692-0200 Fax: (425) 455-0071

www.aiphone.com/lemlef.htm

ISO-14001 Certified



Aiphone Co. Ltd.

ISO 9001:2000 Certified



Aiphone Corp.

Deming Prize



Aiphone Co. Ltd.

92218
LEM/LEF 2/06
Printed in USA

DISTRIBUTED BY: www.leedan.com
info@leedan.com Toll-Free: 800-231-1414

AIPHONE®
Leading the Way

UPGRADES TO THE FIRE ALARM SYSTEM

A fire alarm system will be upgraded and installed in each building with an enunciator panel in a pre-designated entrance lobby.

- Hard wired smoke alarms will be installed in each sleeping room and in the living area of each unit wired together with a CO detector.
- Common area corridors will have horns and strobe lights for the common area fire alarm system. Existing pull stations will remain.
- The Fire Alarm System will have battery backup.
- The Fire Alarm System will have the capacity to be monitored

Five percent of the units will be ADA compatible with provisions for hearing and visually impaired.