

**MAIN TALLY SHEET**

**Transportation Survey**



In an effort to find out if commuters parking in this ramp are interested in parking or other incentives in exchange for using alternative means of transportation to commute to work and home we would like your feedback on the following questions.

1. How did you commute to work in the past five days? Enter a letter from the list for each day.

1. Sun	2. Mon	3. Tue	4. Wed	5. Thur	6. Fri	7. Sat
A - 3 = 3%	A - 54 = 60%	A - 57 = 63%	A - 49 = 54%	A - 55 = 61%	A - 53 = 59%	A - 2 = 2%
	T - 6 = 7%	T - 3 = 3%	T - 5 = 6%	T - 4 = 4%	T - 2 = 2%	D - 1 = 1%
	B - 1 = 1%	B - 1 = 1%	B - 1 = 1%	B - 1 = 1%	B - 1 = 1%	
	W - 3 = 3%	W - 3 = 3%	W - 2 = 2%	W - 1 = 1%	W - 1 = 1%	
	C - 5 = 6%	C - 8 = 9%	C - 8 = 9%	C - 6 = 7%	C - 5 = 6%	
	D - 5 = 6%	D - 1 = 1%	D - 7 = 8%	D - 4 = 4%	D - 6 = 7%	

- A. Auto solo
- B. Bike
- C. Carpool
- D. Didn't go
- T. Mass Transit

- V. Vanpool
- W. Walked

Costs per use	
Free - 1	\$65/mo - 1
Don't know - 2	\$75/mo - 1
Excessive - 1	\$117/mo - 1
\$3 - 4 - 1	\$120/mo - 1
\$8 - 1	\$125/mo - 1
\$1.10/hr - 1	
\$34/mo - 1	

39 = 43%      33 = 37%

2. Is other parking available to you?  1. Yes     2. No    What cost per use? \_\_\_\_\_

3. What hours did you park in the ramp in the last 5 days? Enter start and end time for each day.


1. Sun	2. Mon	3. Tue	4. Wed	5. Thur	6. Fri	7. Sat

6-2:30  
 6:30-3:00  
 7:00 - 3:30  
 7:30 - 4:00


8 - 4:30  
 8:30 - 5:00  
 9-5:30  
 9:30 - 6

4. What was the main purpose of your trip?

Purpose	2. Mon	3. Tue	4. Wed	5. Thur	6. Fri	Comments
work/school/meetings	50 = 56%	61 = 68%	52 = 58%	60 = 67%	55 = 61%	
school		1 = 1%	1 = 1%		1 = 1%	
services - banking, appointment/meeting	3 = 3%					
social - lunch, event	2 = 2%	3 = 3%			3 = 3%	
shopping						
family matter				1 = 1%		
other (please comment)		1 = 1%	1 = 1%			



**5. Would you commute to work/home in an alternative means if the following were made available to you:**

Incentive	1. Very Likely	2. Neutral	3. Unlikely	Comments	TOTAL RESPONSE TO Q 5
parking permit allowing parking in ramp on days when my alternative isn't doable	20 = 22%	12 = 13%	28 = 31%		60 = 67%
parking permit allowing 5 days parking for \$25	23 = 26%	6 = 7%	28 = 31%		57 = 63%
parking permit allowing 10 days parking for \$50	18 = 20%	7 = 8%	19 = 21%		41 = 46%
parking permit allowing 5 days parking for \$40	6 = 7%	10 = 11%	37 = 41%		53 = 59%
parking permit allowing 10 days parking for \$80	5 = 6%	10 = 11%	38 = 42%		53 = 59%
carpool permit allowing full month of days for \$100, w/buddy permit for car pool partners	9 = 10%	8 = 9%	36 = 40%		53 = 59%
occasional discounted parking permit with potential verification (by phone) of use of alternative means	8 = 9%	8 = 9%	33 = 37%		49 = 54%
guaranteed ride home – vouchers for taxi ride if an emergency comes up when you don't have a car	10 = 11%	11 = 12%	31 = 34%		52 = 58%
ridesharing/carpool matching to find suitable options for my circumstances	8 = 9%	14 = 16%	33 = 37%		55 = 61%
reserved parking location for ridesharers	4 = 4%	14 = 16%	35 = 39%		53 = 59%
free shuttle service between all City parking ramps	8 = 9%	13 = 14%	33 = 37%		54 = 60%
if I need to drive on days when my alternative isn't doable I am willing to park in the next closest ramp if my ramp is full	6 = 7%	9 = 10%	20 = 22%		35 = 39%
other option ( please specify)	2 = 2%				2 = 2%
					

**6. What factors are most important to you in choosing your means of transportation?**



Factors	1. most important	2. neutral	3. least important	comment
monetary cost	39 = 43%	15 = 17%	9 = 10%	
travel time	47 = 52%	11 = 12%	6 = 7%	
convenience & flexibility	67 = 74%	1 = 1%	0	
comfort & safety	38 = 42%	20 = 22%	3 = 3%	
environment & energy impact	31 = 34%	22 = 24%	12 = 13%	
other (please comment)	3 = 3%			

**7. If you have experienced a problem on your commute trip please indicate the reason:**

Factors	1. major problem	2. minor problem	3. no problem	comment
traffic congestion	17 = 19%	32 = 36%	12 = 13%	
cost of commute	21 = 23%	23 = 26%	19 = 21%	
length of commute	10 = 11%	23 = 26%	26 = 29%	
cost of parking	15 = 17%	25 = 28%	20 = 22%	
parking location	4 = 4%	17 = 19%	38 = 42%	
parking supply	8 = 9%	10 = 11%	42 = 47%	
no alternative	11 = 12%	12 = 13%	26 = 29%	
other (please comment)		1 = 1%	1 = 1%	

**Transportation Options Form**

By completing this form we will add you to our Commuter Incentives Program for updates on enrolling.

Name \_\_\_\_\_

Home Address \_\_\_\_\_

**Thank you!**

Please put completed survey in the envelope provided and drop in the mail.

# Transportation Survey



In an effort to find out if commuters parking in this ramp are interested in parking or other incentives in exchange for using alternative means of transportation to commute to work and home we would like your feedback on the following questions.

**1. How did you commute to work in the past five days? Enter a letter from the list for each day.**

1. Sun	2. Mon	3. Tue	4. Wed	5. Thur	6. Fri	7. Sat
A - 2 = 4%	A - 28 = 51%	A - 36 = 65%	A - 22 = 40%	A - 22 = 40%	A - 24 = 44%	A - 2 = 4%
	T - 4 = 7%	T - 2 = 4%	T - 2 = 4%	T - 3 = 5%	T - 3 = 5%	D - 0
	B - 1 = 2%	B - 1 = 2%	B - 1 = 2%	B - 1 = 2%	B - 1 = 2%	
	W - 1 = 2%	W - 1 = 2%	W - 0	W - 1 = 2%	W - 1 = 2%	
	C - 3 = 5%	C - 2 = 4%	C - 4 = 7%	C - 4 = 7%	C - 4 = 7%	
	D - 4 = 7%	D - 3 = 5%	D - 6 = 11%	D - 3 = 5%	V - 1 = 2%	
					D - 6 = 11%	

- A. Auto solo
- B. Bike
- C. Carpool
- D. Didn't go
- T. Mass Transit

- V. Vanpool
- W. Walked

**Costs per use**

Free -	4	.75-.80c/hr	2
\$5-6.30 /day	2		
\$6/yr	1		
\$70/mo	3		
\$110/mo	1		
\$1000/yr	1		

22 = 40%      26 = 47%


**2. Is other parking available to you?**     1. Yes     2. No    What cost per use? \_\_\_\_\_

**3. What hours did you park in the ramp in the last 5 days? Enter start and end time for each day.**

1. Sun	2. Mon	3. Tue	4. Wed	5. Thur	6. Fri	7. Sat

**4. What was the main purpose of your trip?**

Purpose	2. Mon	3. Tue	4. Wed	5. Thur	6. Fri	Comments
work/school/meetings	31 = 56%	35 = 64%	25 = 45%	28 = 51%	26 = 47%	
school		1 = 2%				
services - banking, appointment/meeting	1 = 2%	2 = 4%	1 = 2%	1 = 2%	1 = 2%	
social - lunch, event		3 = 5%				
shopping						
family matter						
other (please comment)		4 = 7%			2 = 4%	



**5. Would you commute to work/home in an alternative means if the following were made available to you:**

Incentive	1. Very Likely	2. Neutral	3. Unlikely	Comments	TOTAL RESPONSE TO Q 5
parking permit allowing parking in ramp on days when my alternative isn't doable	8 = 15%	5 = 9%	18 = 33%		31 = 56%
parking permit allowing 5 days parking for \$25	11 = 20%	4 = 7%	19 = 35%		34 = 62%
parking permit allowing 10 days parking for \$50	5 = 9%	5 = 9%	21 = 38%		31 = 56%
parking permit allowing 5 days parking for \$40	3 = 5%	1 = 2%	29 = 53%		33 = 60%
parking permit allowing 10 days parking for \$80	1 = 2%	1 = 2%	29 = 53%		31 = 56%
carpool permit allowing full month of days for \$100, w/buddy permit for car pool partners	4 = 7%	3 = 5%	27 = 49%		34 = 62%
occasional discounted parking permit with potential verification (by phone) of use of alternative means	5 = 9%	7 = 13%	18 = 33%		30 = 55%
guaranteed ride home – vouchers for taxi ride if an emergency comes up when you don't have a car	4 = 7%	6 = 11%	17 = 31%		27 = 49%
ridesharing/carpool matching to find suitable options for my circumstances	4 = 7%	6 = 11%	22 = 40%		32 = 58%
reserved parking location for ridesharers	3 = 5%	6 = 11%	23 = 42%		32 = 58%
free shuttle service between all City parking ramps	3 = 5%	6 = 11%	23 = 42%		32 = 58%
if I need to drive on days when my alternative isn't doable I am willing to park in the next closest ramp if my ramp is full	6 = 11%	7 = 13%	18 = 33%		31 = 56%
other option ( please specify)					



**6. What factors are most important to you in choosing your means of transportation?**



Factors	1. most important	2. neutral	3. least important	comment
monetary cost	26 = 47%	10 = 18%	10 = 18%	
travel time	26 = 47%	15 = 27%	6 = 11%	
convenience & flexibility	32 = 58%	6 = 11%	1 = 2%	
comfort & safety	27 = 49%	17 = 31%	4 = 7%	
environment & energy impact	23 = 42%	16 = 29%	8 = 15%	
other (please comment)	2 = 4%		2 = 4%	

**7. If you have experienced a problem on your commute trip please indicate the reason:**

Factors	1. major problem	2. minor problem	3. no problem	comment
traffic congestion	<b>9 = 16%</b>	<b>15 = 27%</b>	<b>11 = 20%</b>	
cost of commute	<b>13 = 23%</b>	<b>15 = 27%</b>	<b>9 = 16%</b>	
length of commute	<b>5 = 9%</b>	<b>8 = 15%</b>	<b>22 = 40%</b>	
cost of parking	<b>8 = 15%</b>	<b>11 = 20%</b>	<b>15 = 27%</b>	
parking location	<b>3 = 5%</b>	<b>13 = 24%</b>	<b>18 = 33%</b>	
parking supply	<b>2 = 4%</b>	<b>9 = 16%</b>	<b>22 = 40%</b>	
no alternative	<b>4 = 7%</b>	<b>4 = 7%</b>	<b>16 = 29%</b>	
other (please comment)	<b>1 = 2%</b>			delayed by snow

**Transportation Options Form**

By completing this form we will add you to our Commuter Incentives Program for updates on enrolling.

Name \_\_\_\_\_

Home Address \_\_\_\_\_

**Thank you!**

Please put completed survey in the envelope provided and drop in the mail.

**MAIN TALLY SHEET**

**Transportation Survey**



In an effort to find out if commuters parking in this ramp are interested in parking or other incentives in exchange for using alternative means of transportation to commute to work and home we would like your feedback on the following questions.

**1. How did you commute to work in the past five days? Enter a letter from the list for each day.**

1. Sun	2. Mon	3. Tue	4. Wed	5. Thur	6. Fri	7. Sat
A - 11 = 12%	A - 41 = 46%	A - 50 = 56%	A - 38 = 43%	A - 40 = 45%	A - 38 = 43%	A - 3 = 3%
	T - 3 = 3%	T - 4 = 4%	T - 6 = 7%	T - 4 = 4%	T - 3 = 3%	D - 1 = 1%
	B - 0	B - 0	B - 0	B - 0	B - 0	
	W - 1 = 1%	W - 1 = 1%	W - 1 = 1%	W - 1 = 1%	W - 1 = 1%	
	C - 4 = 4%	C - 3 = 3%	C - 3 = 3%	C - 4 = 4%	C - 3 = 3%	
	D - 8 = 9%	D - 3 = 3%	D - 5 = 6%	D - 7 = 8%	D - 7 = 8%	

- A. Auto solo
- B. Bike
- C. Carpool
- D. Didn't go
- T. Mass Transit

- V. Vanpool
- W. Walked

**Costs per use**

Free - 8	\$108/mo - 1
Similar - 2	\$500/yr - 1
\$1.10/hr - 1	\$5.00 - 1
\$2/hr - 1	
\$8/day - 2	
\$28/mo - 1	

27 = 30%      36 = 40%

**2. Is other parking available to you?**     1. Yes     2. No    What cost per use? \_\_\_\_\_

**3. What hours did you park in the ramp in the last 5 days? Enter start and end time for each day.**


1. Sun	2. Mon	3. Tue	4. Wed	5. Thur	6. Fri	7. Sat

- 6-2:30
- 6:30-3:00
- 7:00 - 3:30
- 7:30 - 4:00


- 8 - 4:30
- 8:30 - 5:00
- 9-5:30
- 9:30 - 6

**4. What was the main purpose of your trip?**

Purpose	2. Mon	3. Tue	4. Wed	5. Thur	6. Fri	Comments
work/school/meetings	25 = 28%	28 = 31%	24 = 27%	24 = 27%	24 = 27%	
school	8 = 9%	19 = 21%	7 = 8%	19 = 21%	3 = 3%	
services - banking, appointment/meeting		4 = 4%	1 = 1%		1 = 1%	
social - lunch, event	2 = 2%	3 = 3%		2 = 2%		
shopping			1 = 1%			
family matter						
other (please comment)		3 = 3%	1 = 1%	1 = 1%	3 = 3%	



**5. Would you commute to work/home in an alternative means if the following were made available to you:**

Incentive	1. Very Likely	2. Neutral	3. Unlikely	Comments	TOTAL RESPONSE TO Q 5
parking permit allowing parking in ramp on days when my alternative isn't doable	24 = 27%	9 = 10%	17 = 19%		50 = 56%
parking permit allowing 5 days parking for \$25	15 = 17%	7 = 8%	27 = 30%		49 = 55%
parking permit allowing 10 days parking for \$50	11 = 12%	10 = 11%	29 = 33%		50 = 56%
parking permit allowing 5 days parking for \$40	3 = 3%	7 = 8%	37 = 42%		47 = 53%
parking permit allowing 10 days parking for \$80	4 = 4%	7 = 8%	38 = 43%		49 = 55%
carpool permit allowing full month of days for \$100, w/buddy permit for car pool partners	2 = 2%	14 = 16%	32 = 36%		48 = 54%
occasional discounted parking permit with potential verification (by phone) of use of alternative means	7 = 8%	12 = 13%	28 = 31%		47 = 53%
guaranteed ride home – vouchers for taxi ride if an emergency comes up when you don't have a car	11 = 12%	11 = 12%	28 = 31%		50 = 56%
ridesharing/carpool matching to find suitable options for my circumstances	7 = 8%	13 = 15%	30 = 34%		50 = 56%
reserved parking location for ridesharers	9 = 10%	15 = 17%	25 = 28%		49 = 55%
free shuttle service between all City parking ramps	8 = 9%	15 = 17%	28 = 31%		51 = 57%
if I need to drive on days when my alternative isn't doable I am willing to park in the next closest ramp if my ramp is full	10 = 11%	14 = 16%	26 = 29%		50 = 56%
other option ( please specify)	4 = 4%				4 = 4%
					

**6. What factors are most important to you in choosing your means of transportation?**



Factors	1. most important	2. neutral	3. least important	comment
monetary cost	37 = 42%	16 = 18%	5 = 6%	
travel time	45 = 51%	16 = 18%	2 = 2%	
convenience & flexibility	58 = 65%	6 = 7%		
comfort & safety	33 = 37%	19 = 21%	5 = 6%	
environment & energy impact	20 = 22%	23 = 26%	9 = 10%	
other (please comment)	3 = 3%			



**7. If you have experienced a problem on your commute trip please indicate the reason:**

Factors	1. major problem	2. minor problem	3. no problem	comment
traffic congestion	16 = 18%	35 = 39%	10 = 11%	
cost of commute	22 = 25%	18 = 20%	16 = 18%	
length of commute	6 = 7%	21 = 24%	26 = 29%	
cost of parking	10 = 11%	16 = 18%	26 = 29%	
parking location	4 = 4%	13 = 15%	36 = 40%	
parking supply	4 = 4%	20 = 22%	28 = 31%	
no alternative	7 = 8%	9 = 10%	17 = 19%	
other (please comment)				

**Transportation Options Form**

By completing this form we will add you to our Commuter Incentives Program for updates on enrolling.

Name \_\_\_\_\_

Home Address \_\_\_\_\_

**Thank you!**

Please put completed survey in the envelope provided and drop in the mail.