

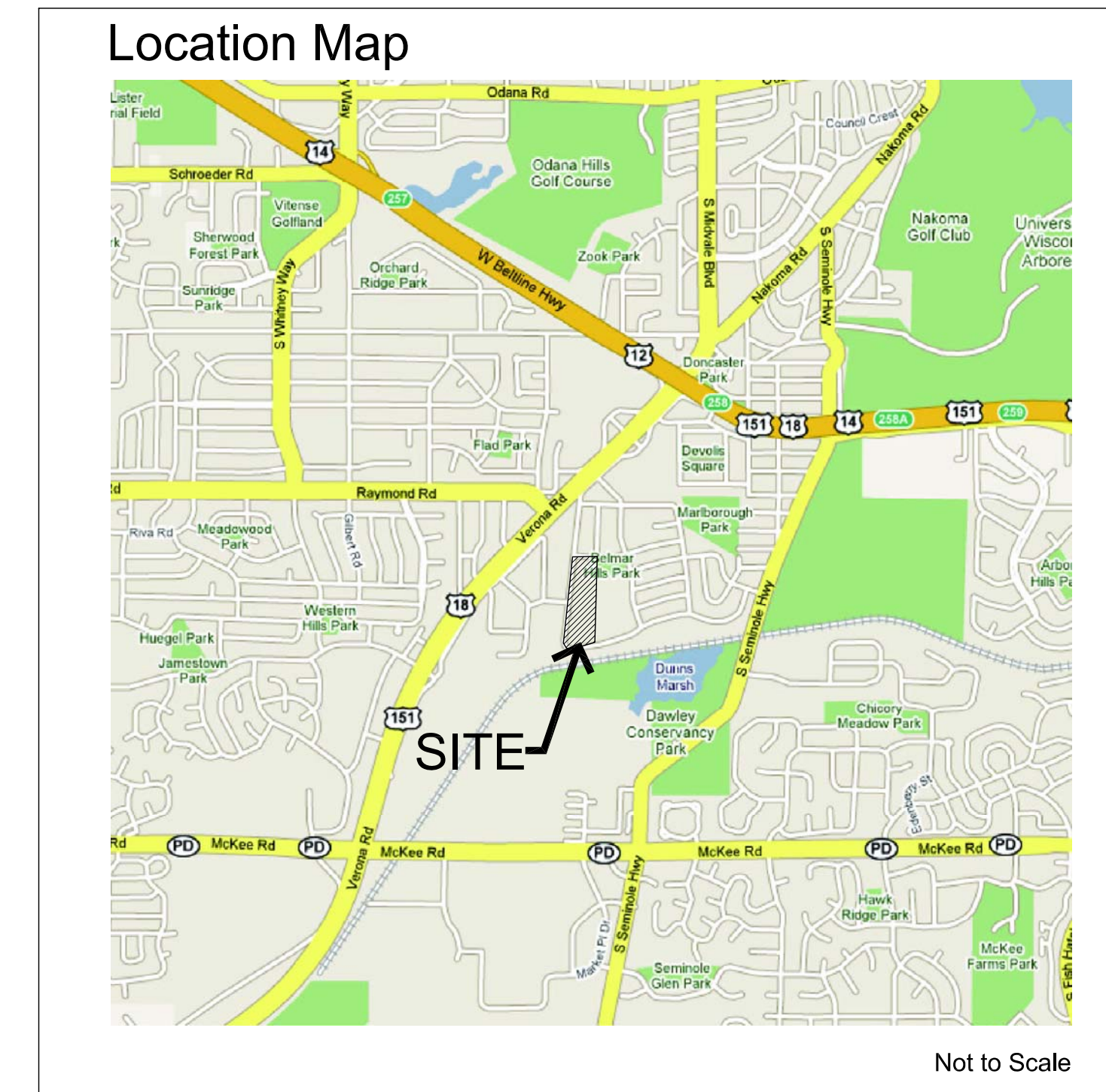
# Allied Drive Neighborhood Redevelopment

Allied Drive  
Madison, WI 53711

May 12, 2008

## Sheet Index

Sheet No.	Sheet Title
-	TITLE SHEET
S.1	EXISTING CONDITIONS PLAN
S.2	PHASE I & II GDP SITE PLAN
S.3	OVERALL SITE GRADING PLAN
S.4	PHASE I SITE PLAN
S.5	PHASE I GRADING PLAN
S.6	PLAZA BLOW UP
S.7	TOT LOT BLOW UP
S.8	LIGHTING AND SIGNAGE PLAN
A.110	BUILDING 'A' FLOOR PLAN
A.120	BUILDING 'B' FLOOR PLAN
A.130	BUILDING 'C' FLOOR PLAN
A.140	BUILDING 'E' FLOOR PLAN
A.150	BUILDING 'F' FLOOR PLAN
A.210	BUILDING 'A' ELEVATIONS
A.220	BUILDING 'B' ELEVATIONS
A.230	BUILDING 'C' ELEVATIONS
A.240	BUILDING 'E' ELEVATIONS
A.250	BUILDING 'F' ELEVATIONS
L.1	LANDSCAPE KEY
L.2	OVERALL STREET TREE PLAN
L.3	OVERALL PHASE I LANDSCAPE PLAN
L.4	GATEWAY/PLAZA LANDSCAPE PLAN
L.5	BUILDING 'A' LANDSCAPE PLAN
L.6	BUILDING 'B' LANDSCAPE PLAN
L.7	BUILDING 'C' LANDSCAPE PLAN
L.8	BUILDING 'E', TOT LOT, AND BUILDING 'F' LANDSCAPE PLAN
L.9	(FUTURE SHEET TO BE CREATED)
L.10	PLANT LEGEND AND LANDSCAPE DETAILS
L.11	EQUIPMENT DETAILS



SITE AREA: +/- 3.77 AC.

REVISIONS:  
05-19-08  
05-27-08  
07-01-08

Owner / Applicant



Community Development Authority  
215 Martin Luther King Jr #318  
Madison, WI 53703  
608.266.4675

Project Management



Schreiber/Anderson Associates  
717 John Nolen Drive  
Madison, WI 53713  
Phone 608-255-0800  
Fax 608-255-7750

Architect



epstein uhen : architects  
222 West Washington Avenue  
Suite 650  
Madison, WI 53703  
608.442.5350

Engineer



City of Madison  
215 Martin Luther King Jr #403  
Madison, WI 53703  
608.266.4675

SAA Project No 2296.01



SCHREIBER / ANDERSON ASSOCIATES, INC.

7817 John Nolen Drive  
Madison, WI 53713  
Ph: 608.255.0800  
Ex: 608.255.7750  
www.saa-madison.com

Professional Seal

Revision	Date
	05/19/08
	05/27/08
	07/01/08

Project Name

Allied Drive  
Neighborhood  
Redevelopment  
GDP/SIP



CDA

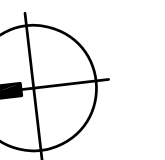
Community  
Development  
Authority

City of Madison  
Madison, WI

Drawn By: jjb  
 Checked By: KS  
 File: --  
 Issued For: Review  
 Issue Date: 05/07/08  
 Project No. 2296.01

Sheet Title

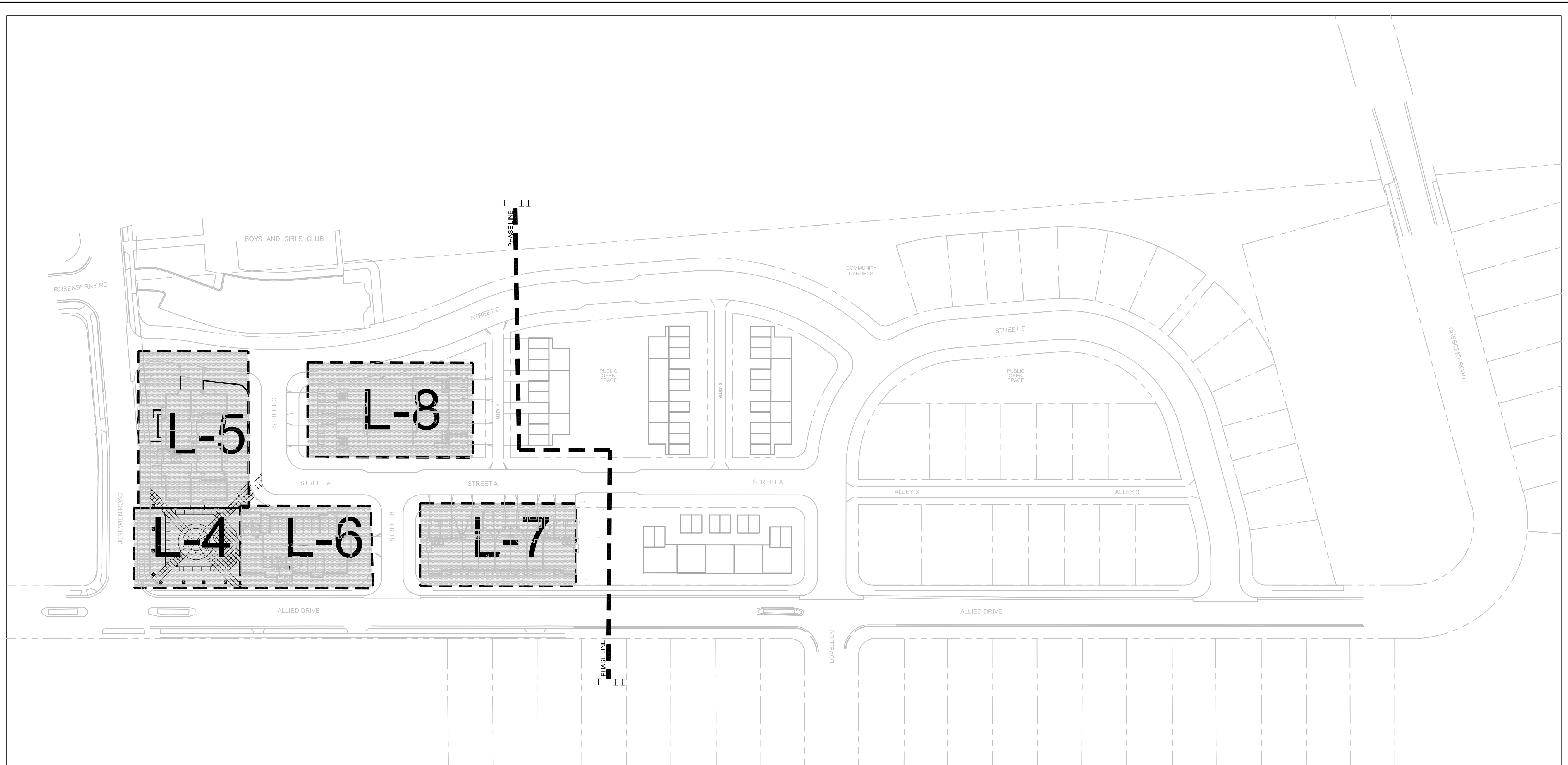
Landscape Key



0 30 60 120

Sheet Number

L-1





SCHREIBER / ANDERSON ASSOCIATES, INC.

7817 John Nolen Drive  
Madison, WI 53713  
Ph. 608.255.0800  
Ex. 608.255.7750  
www.saa-madison.com

Professional Seal

Revision	Date
	05/19/08
	05/27/08
	07/01/08

Project Name

Allied Drive  
Neighborhood  
Redevelopment  
GDP/SIP



CDA

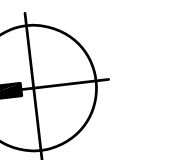
Community  
Development  
Authority

City of Madison  
Madison, WI

Drawn By: jjb  
 Checked By: KS  
 File: --  
 Issued For: Review  
 Issue Date: 05/07/08  
 Project No. 2296.01

Sheet Title

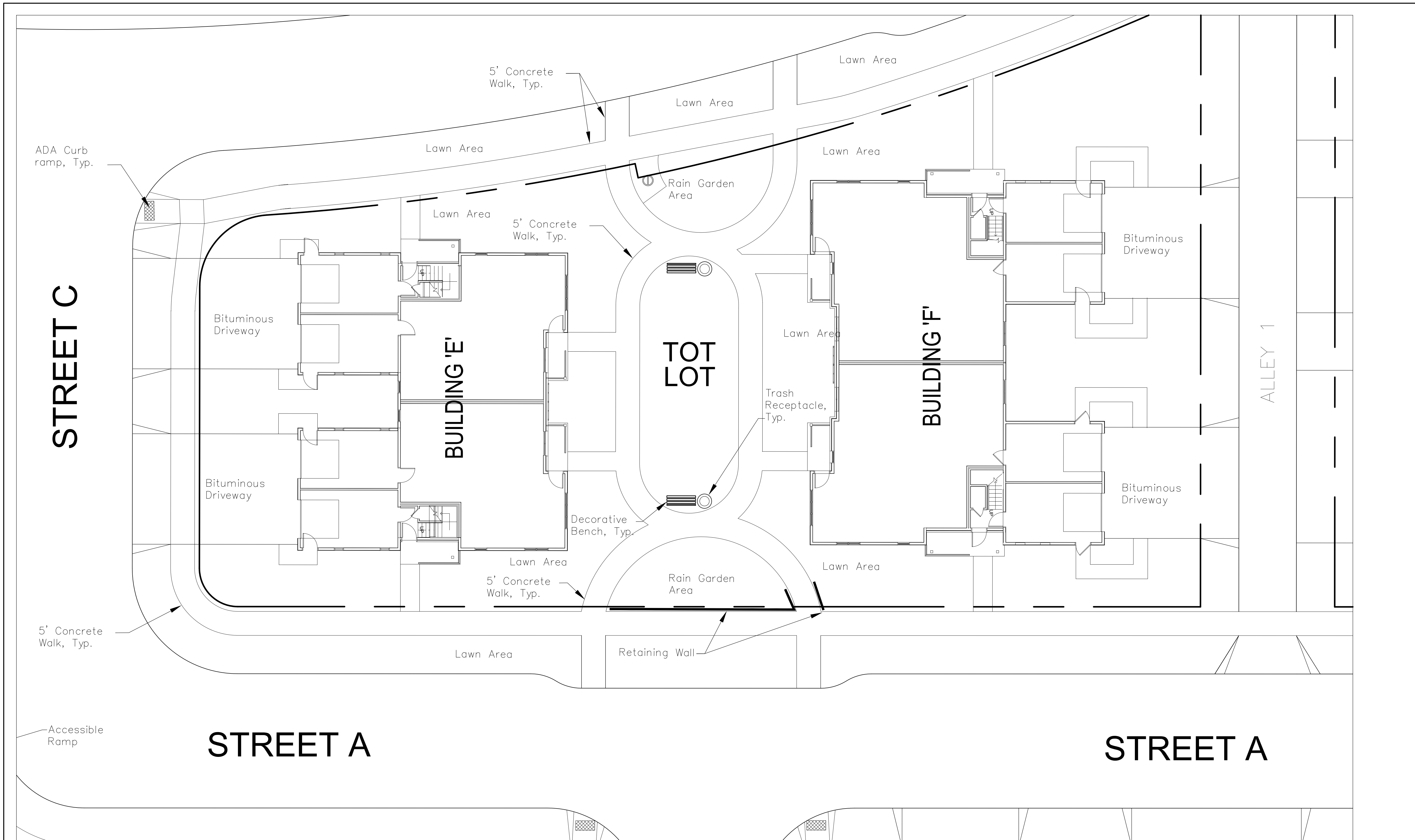
Tot Lot Blow Up



0 5 10 20

Sheet Number

S-7





SCHREIBER / ANDERSON ASSOCIATES, INC.

7817 John Nolen Drive  
Madison, WI 53713  
Ph. 608.255.0800  
Ex. 608.255.7750  
www.saa-madison.com

Professional Seal

Revision	Date
	05/19/08
	05/27/08
	07/01/08

Project Name

Allied Drive  
Neighborhood  
Redevelopment  
GDP/SIP



CDA

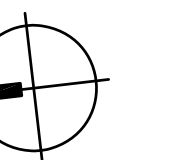
Community  
Development  
Authority

City of Madison  
Madison, WI

Drawn By: jjb  
Checked By: KS  
File: --  
Issued For: Review  
Issue Date: 05/07/08  
Project No. 2296.01

Sheet Title

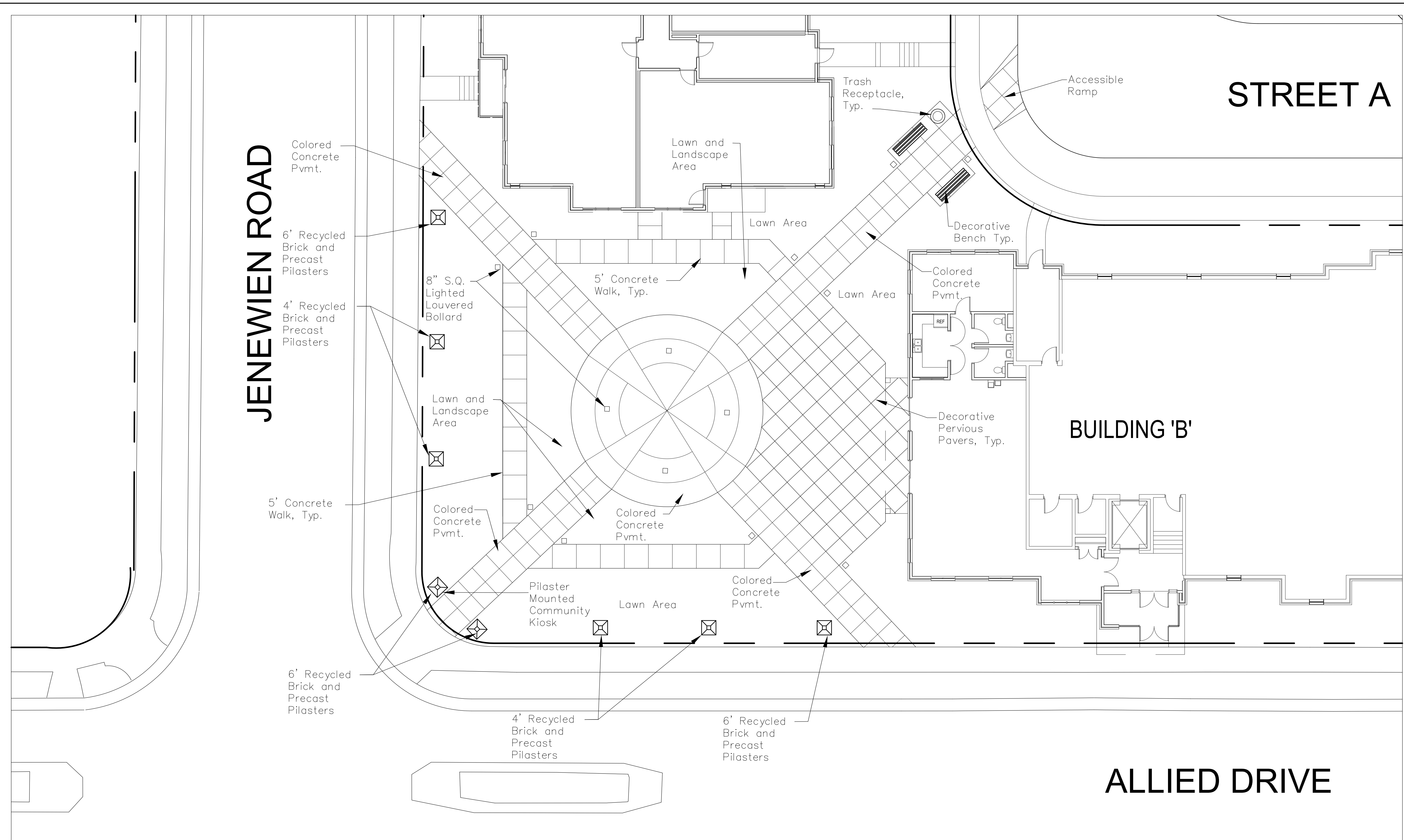
Plaza Blow Up

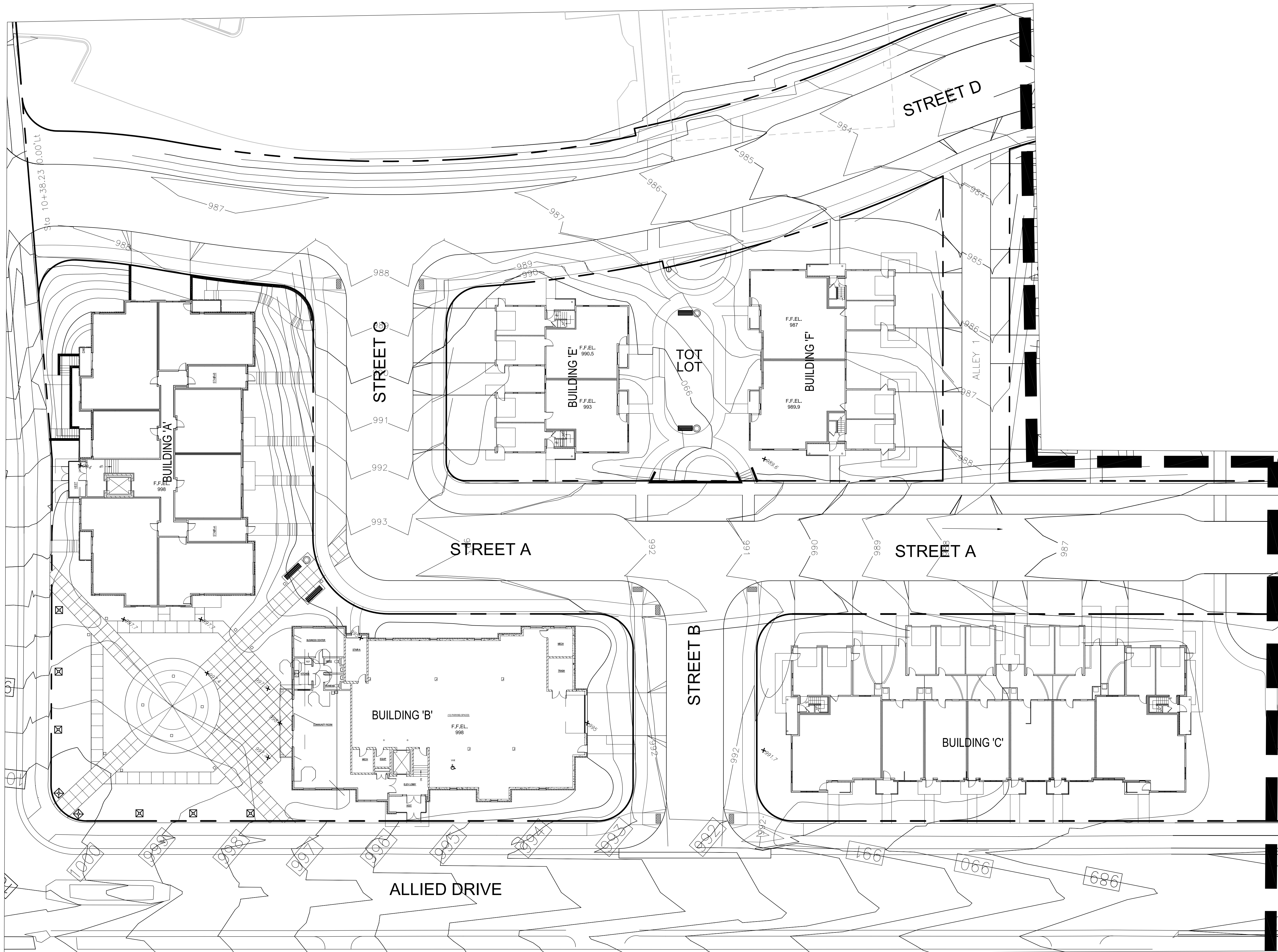


0 5 10 20

Sheet Number

S-6





SCHREIBER / ANDERSON  
ASSOCIATES, INC.

7817 John Nolen Drive  
Madison, WI 53713  
Ph. 608.255.0800  
Ex. 608.255.7750  
www.saa-madison.com

Professional Seal

Revision	Date
	05/19/08
	05/27/08
	07/01/08

Project Name

Allied Drive  
Neighborhood  
Redevelopment  
GDP/SIP



CDA

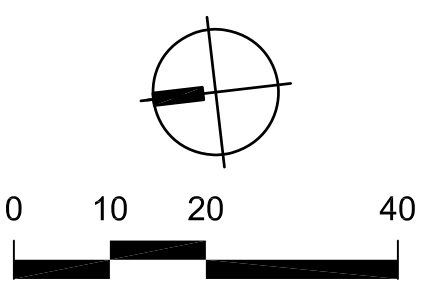
Community  
Development  
Authority

City of Madison  
Madison, WI

Drawn By:	jjb
Checked By:	KS
File:	--
Issued For:	Review
Issue Date:	05/07/08
Project No.:	2296.01

Sheet Title

Phase One  
Grading Plan



Sheet Number

S-5



**SAA**  
 SCHREIBER / ANDERSON  
 ASSOCIATES, INC.  
 7817 John Nolen Drive  
 Madison, WI 53713  
 Ph. 608.255.0800  
 Fx. 608.255.7750  
 www.saa-madison.com

Professional Seal

Revision	Date
	05/19/08
	05/27/08
	07/01/08

Project Name

Allied Drive  
 Neighborhood  
 Redevelopment  
 GDP/SIP



**CDA**

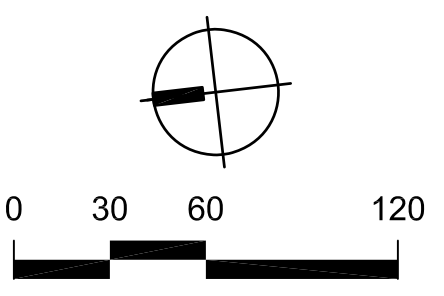
Community  
 Development  
 Authority

City of Madison  
 Madison, WI

Drawn By: jjb  
 Checked By: KS  
 File: --  
 Issued For: Review  
 Issue Date: 05/07/08  
 Project No. 2296.01

Sheet Title

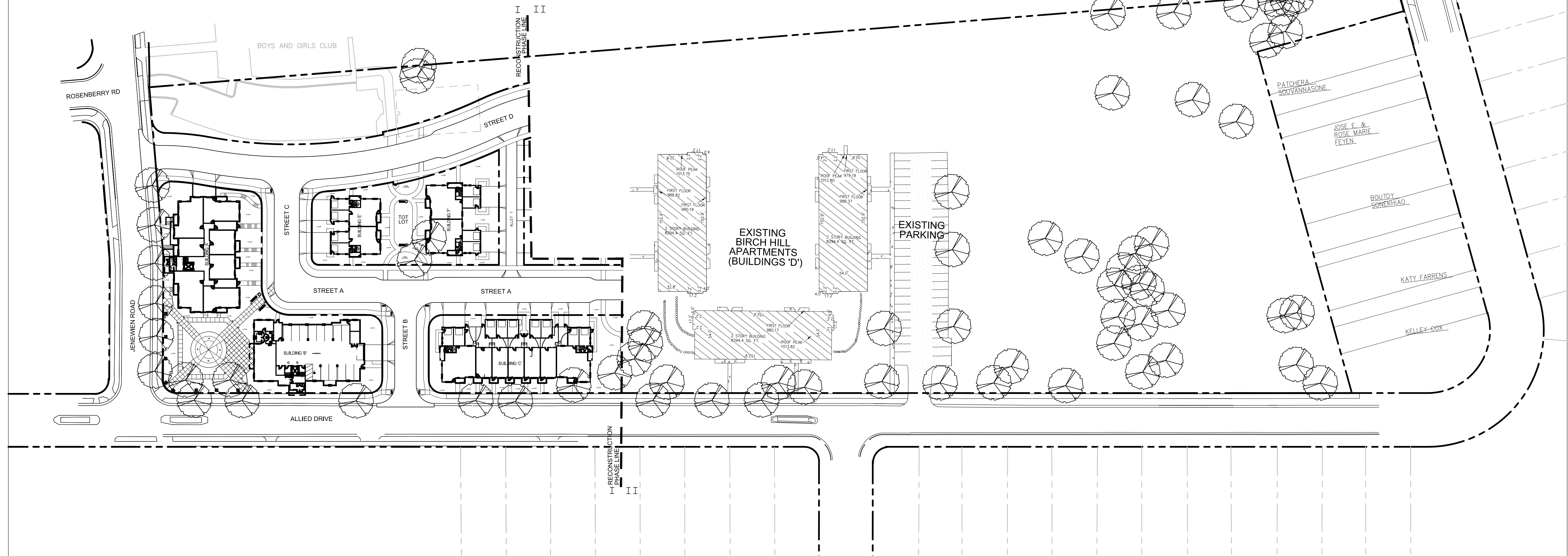
Phase I Site Plan  
 SIP



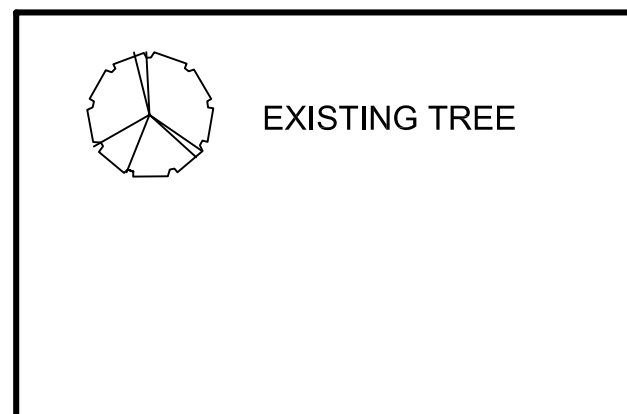
Sheet Number

**S-4**

CITY OF FITCHBURG



**LEGEND**



**Allied Drive Phase One - Unit Parking Matrix**

Building	Total Units	Parking Req'd	Parking Provided	Additional Spaces (On-Street) Req'd
A	(6) 3 BR, (6) 2 BR, (6) 1 BR, (1) Studio	25	19 Garage Spaces (including 1 accessible stall)	6
B	(4) 3 BR, (2) 2 BR, (2) 1 BR, (3) Studio	15	13 Garage Spaces (including 1 accessible stall)	2
C	(9) 3 BR	18	9 Garage Spaces 9 Tandem Spaces	-
D	n/a	n/a	54 Surface Spaces	-
E	(2) 3 BR, (2) 2 BR	6	4 Garage Spaces 4 Tandem Spaces	-
F	(4) 3 BR	8	4 Garage Spaces 4 Tandem Spaces	-

**Allied Drive Phase One - Usable Open Space (UOS)**

Building	Stories	Number of Units	UOS Required	UOS Provided
A	3	19 Dwelling Units x 70 s.f./d.u.	1,120 s.f.	7,328 s.f.
B	3	11 Dwelling Units x 70 s.f./d.u.	770 s.f.	6,224 s.f.
C	3	9 Dwelling Units x 70 s.f./d.u.	630 s.f.	5,756 s.f.
D	2	n/a (existing units)	-	-
E	2	4 Dwelling Units x 70 s.f./d.u.	280 s.f.	2,795 s.f.
F	2	4 Dwelling Units x 70 s.f./d.u.	280 s.f.	4,915 s.f.



SCHREIBER / ANDERSON ASSOCIATES, INC.

7817 John Nolen Drive  
Madison, WI 53713  
Ph. 608.255.0800  
Fx. 608.255.7750  
www.saa-madison.com

Professional Seal

Revision	Date
	05/19/08
	05/27/08
	07/01/08

Project Name

Allied Drive  
Neighborhood  
Redevelopment  
GDP/SIP



CDA

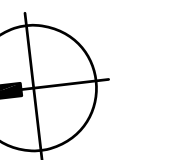
Community  
Development  
Authority

City of Madison  
Madison, WI

Drawn By: jjb  
 Checked By: KS  
 File: --  
 Issued For: Review  
 Issue Date: 05/07/08  
 Project No. 2296.01

Sheet Title

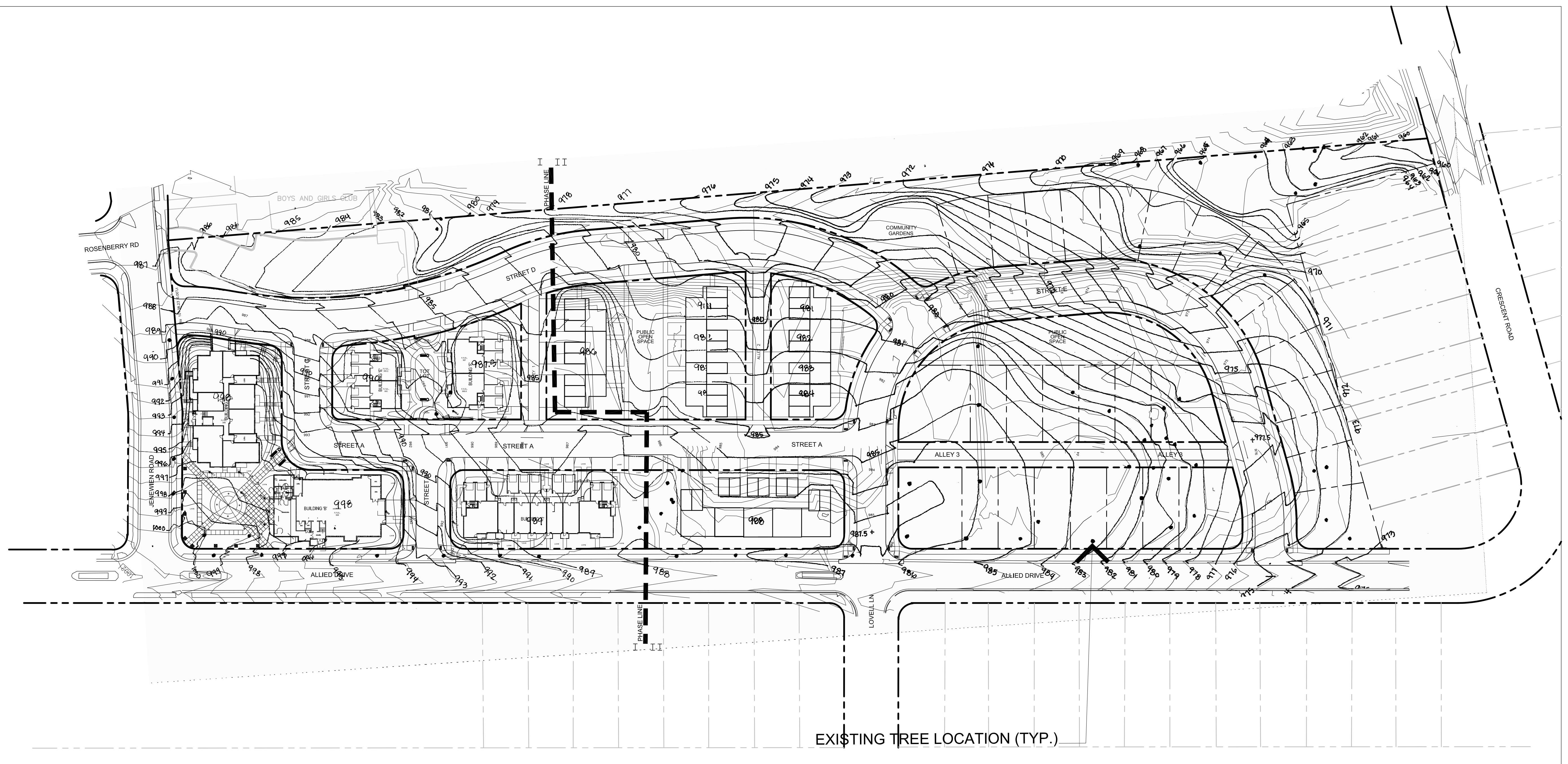
Overall Site  
Grading Plan



0 30 60 120

Sheet Number

S-3





SCHREIBER / ANDERSON ASSOCIATES, INC.

7817 John Nolen Drive  
Madison, WI 53713  
Ph. 608.255.0800  
Ex. 608.255.7750  
www.saa-madison.com

Professional Seal

Revision	Date
	05/19/08
	05/27/08
	07/01/08

Project Name

Allied Drive  
Neighborhood  
Redevelopment  
GDP/SIP



CDA

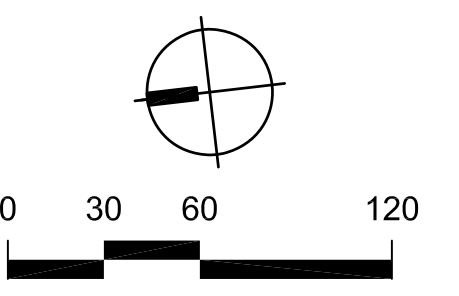
Community  
Development  
Authority

City of Madison  
Madison, WI

Drawn By: jjb  
 Checked By: KS  
 File: --  
 Issued For: Review  
 Issue Date: 05/07/08  
 Project No. 2296.01

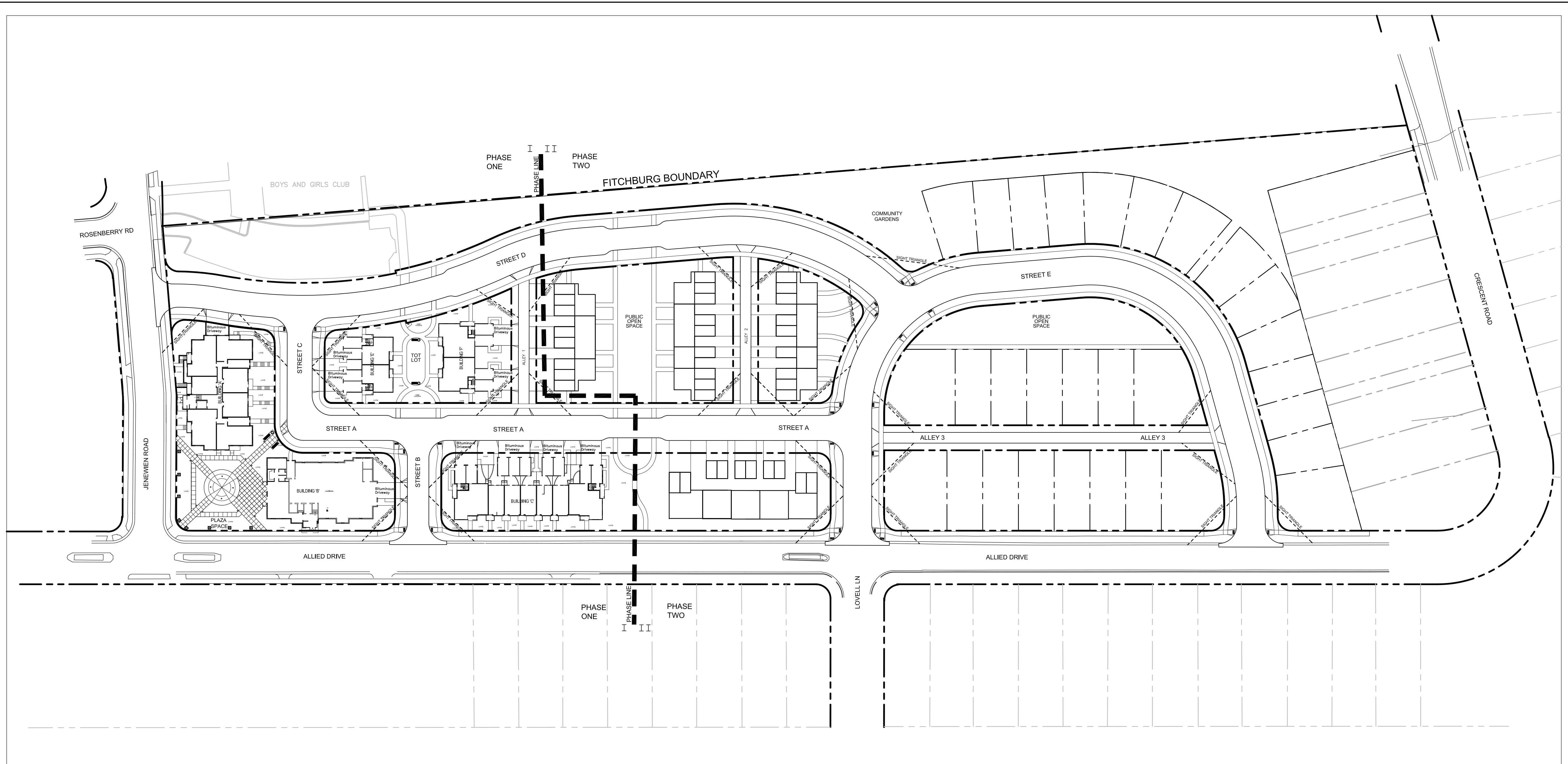
Sheet Title

Phase I & II GDP  
Site Plan



Sheet Number

S-2



Allied Drive Architectural Data

Building	Stories	Number of Units
A	3	19 *
B	3	13
C	3	9
D	n/a	n/a
E	2	4
F	2	4
G	2	6
H	2	8
I	2	8
J	3	9
S.F.	2	24
Duplex	2	10
<b>Total Units</b>		<b>114 *</b>

\*= Includes Manager Occupied Unit in Building 'A'





SCHREIBER / ANDERSON ASSOCIATES, INC.

7817 John Nolen Drive  
Madison, WI 53713  
Ph: 608.255.0800  
Fx: 608.255.7750  
www.saa-madison.com

Professional Seal

Revision	Date
	05/19/08
	05/27/08
	07/01/08

Project Name

Allied Drive  
Neighborhood  
Redevelopment  
GDP/SIP



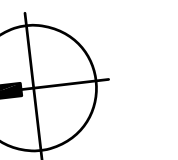
CDA

Community  
Development  
Authority

City of Madison  
Madison, WI

Drawn By:	--
Checked By:	--
File:	--
Issued For:	Review
Issue Date:	05/07/08
Project No.:	2296.01

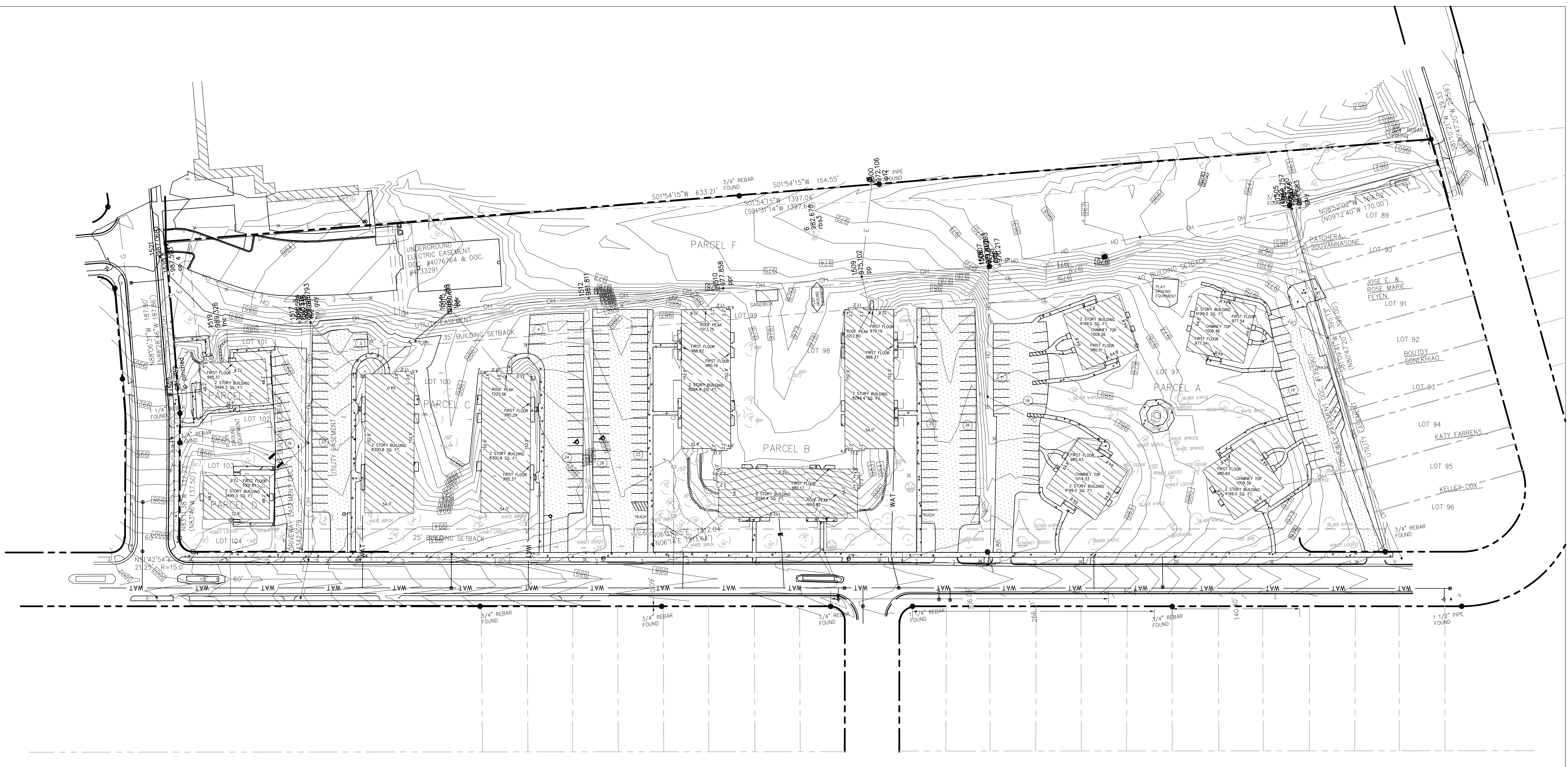
Sheet Title  
Existing Conditions  
Plan



0 30 60 120

Sheet Number

S-1

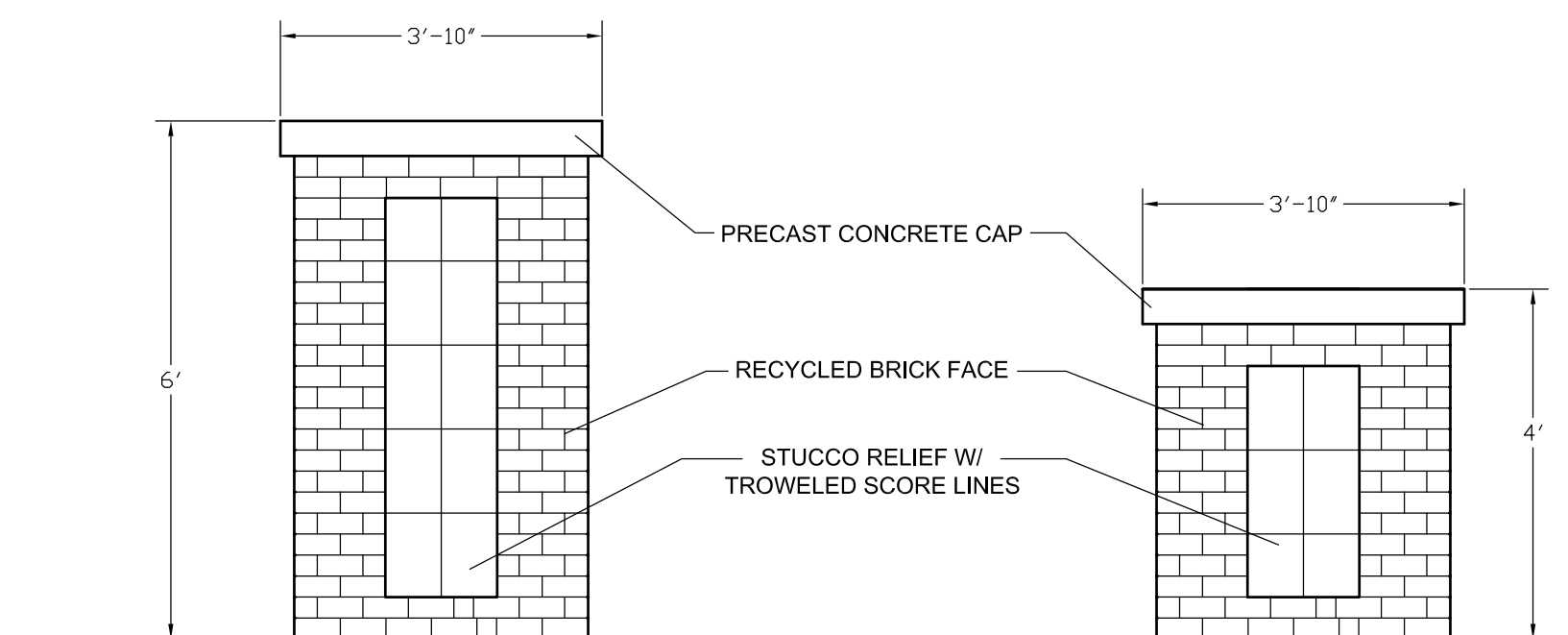


**ARNOLD AND O'SHERIDAN INC.**  
CONSULTING ENGINEERS

STRUCTURAL ■ CIVIL ■ HVAC ■ PLUMBING  
ELECTRICAL ■ TECHNOLOGY

MADISON, WISCONSIN (608) 821-8500  
BROOKFIELD, WISCONSIN (262) 783-6130  
WWW.ARNOLDANDOSHERIDAN.COM

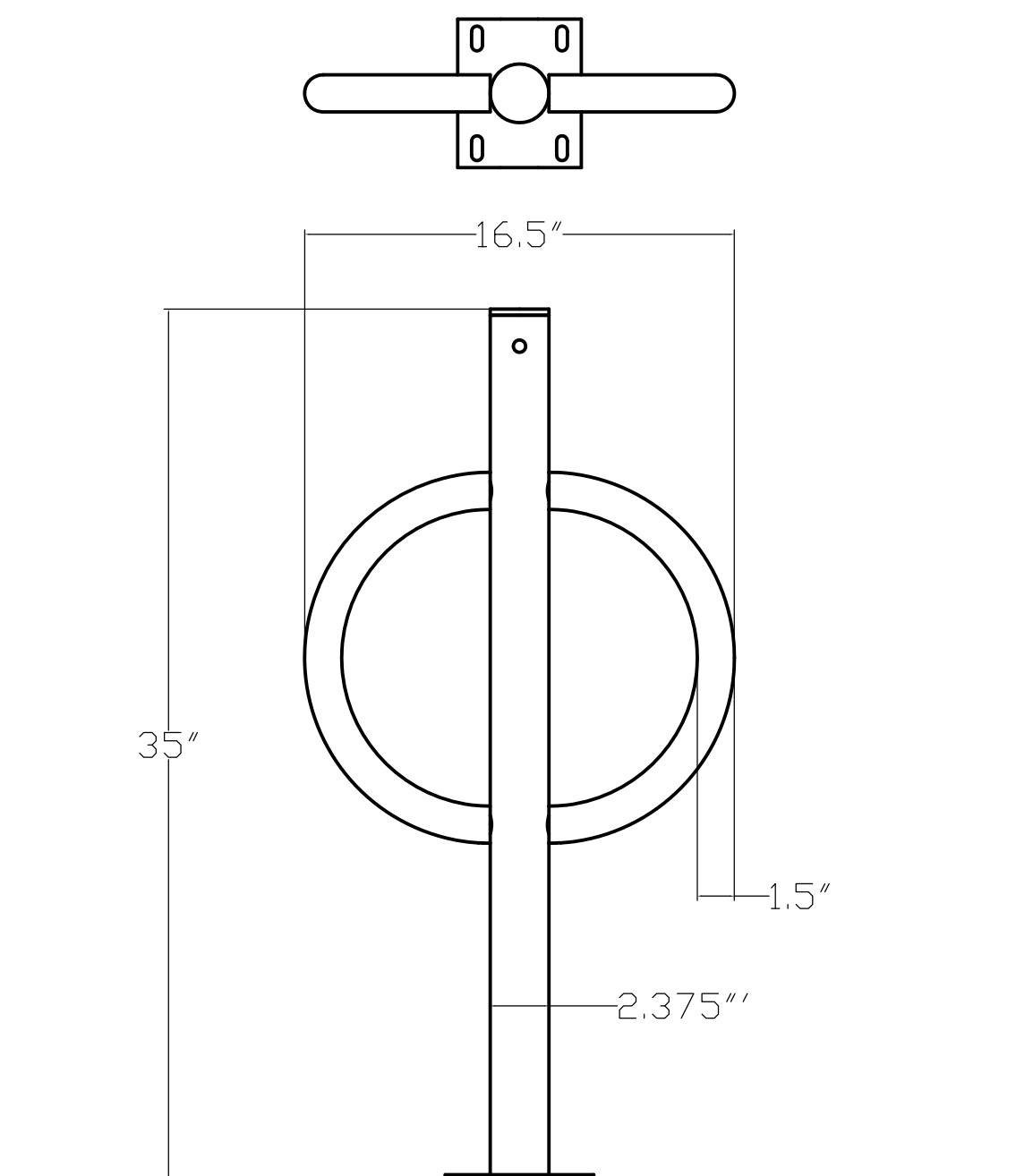
Original ALTA/ACSM Survey by Arnold and O'Sheridan Inc., 8/13/06.



NOTE:  
 1. BRICKS REUSED FROM ON-SITE DEMOLITION OF APARTMENT BUILDINGS  
 2. CONCRETE FOUNDATION W/CMU BLOCK ABOVE GRADE

**1** 4' AND 6' PILASTER  
 L.11

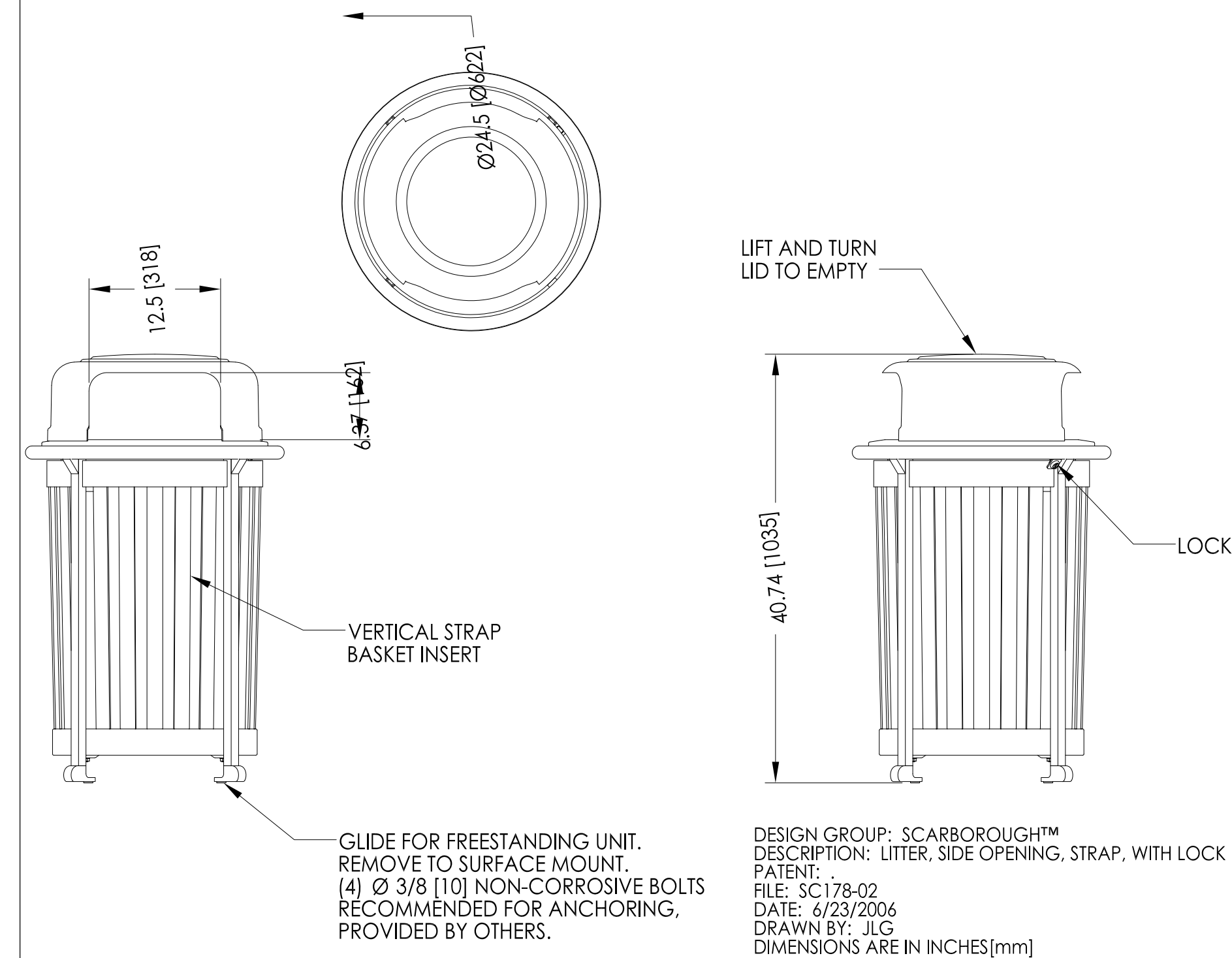
N.T.S.



NOTE:  
 STAINLESS STEEL HARDWARE WITH ACORN HEAD NUTS TO BE USED FOR SURFACE MOUNTING

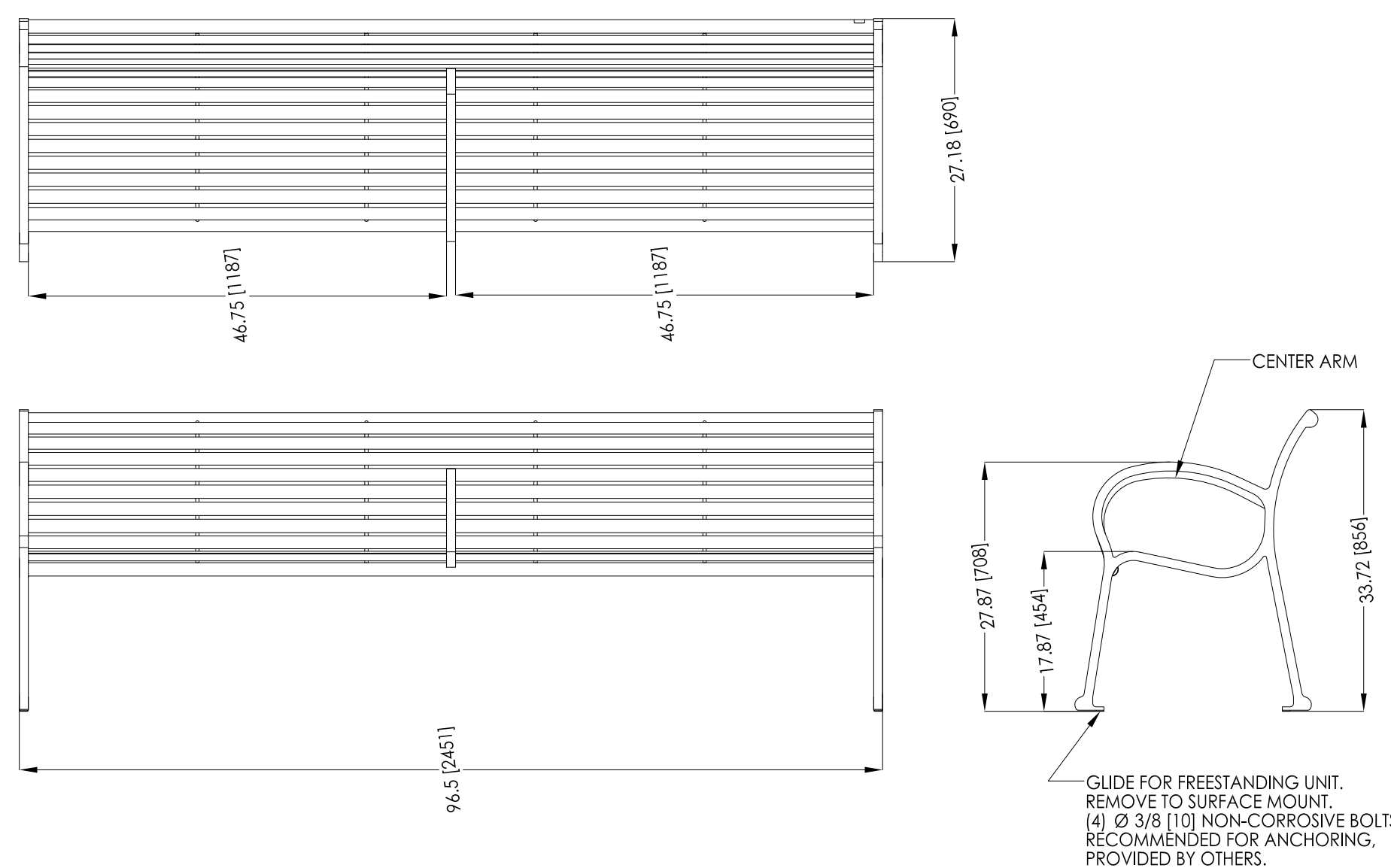
**2** BIKE RACK  
 L.11

N.T.S.



**3** TRASH RECEPTACLE  
 L.11

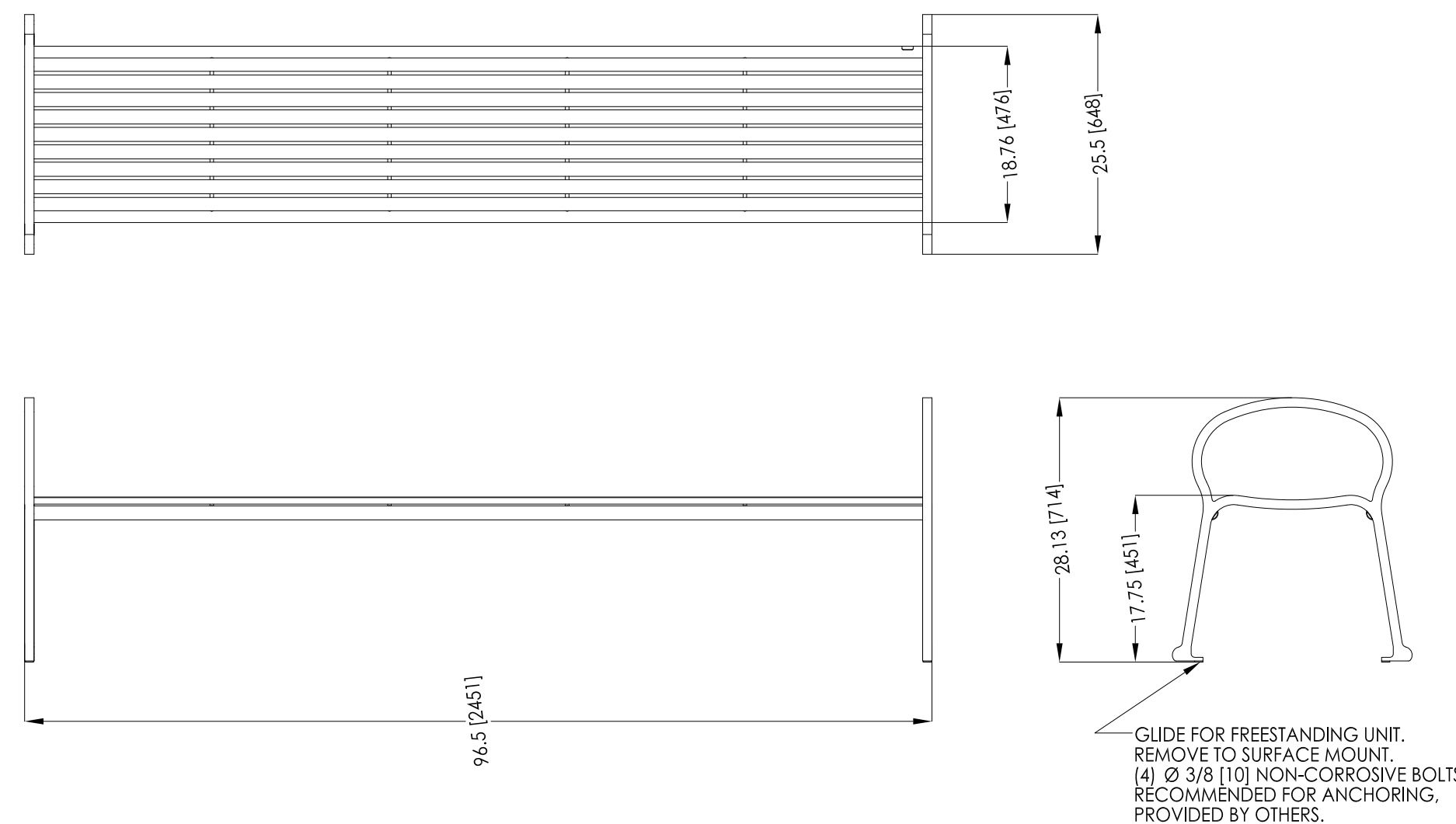
N.T.S.



DESIGN GROUP: SCARBOROUGH™  
 DESCRIPTION: BACKED BENCH, 96", FREESTAND/SURF MT, HORIZONTAL STRAP, CENTER ARM  
 PATENT:  
 FILE: SC176-05  
 DATE: 2/19/2008  
 DRAWN BY: JLG  
 DIMENSIONS ARE IN INCHES[mm]

**4** BENCH A  
 L.11

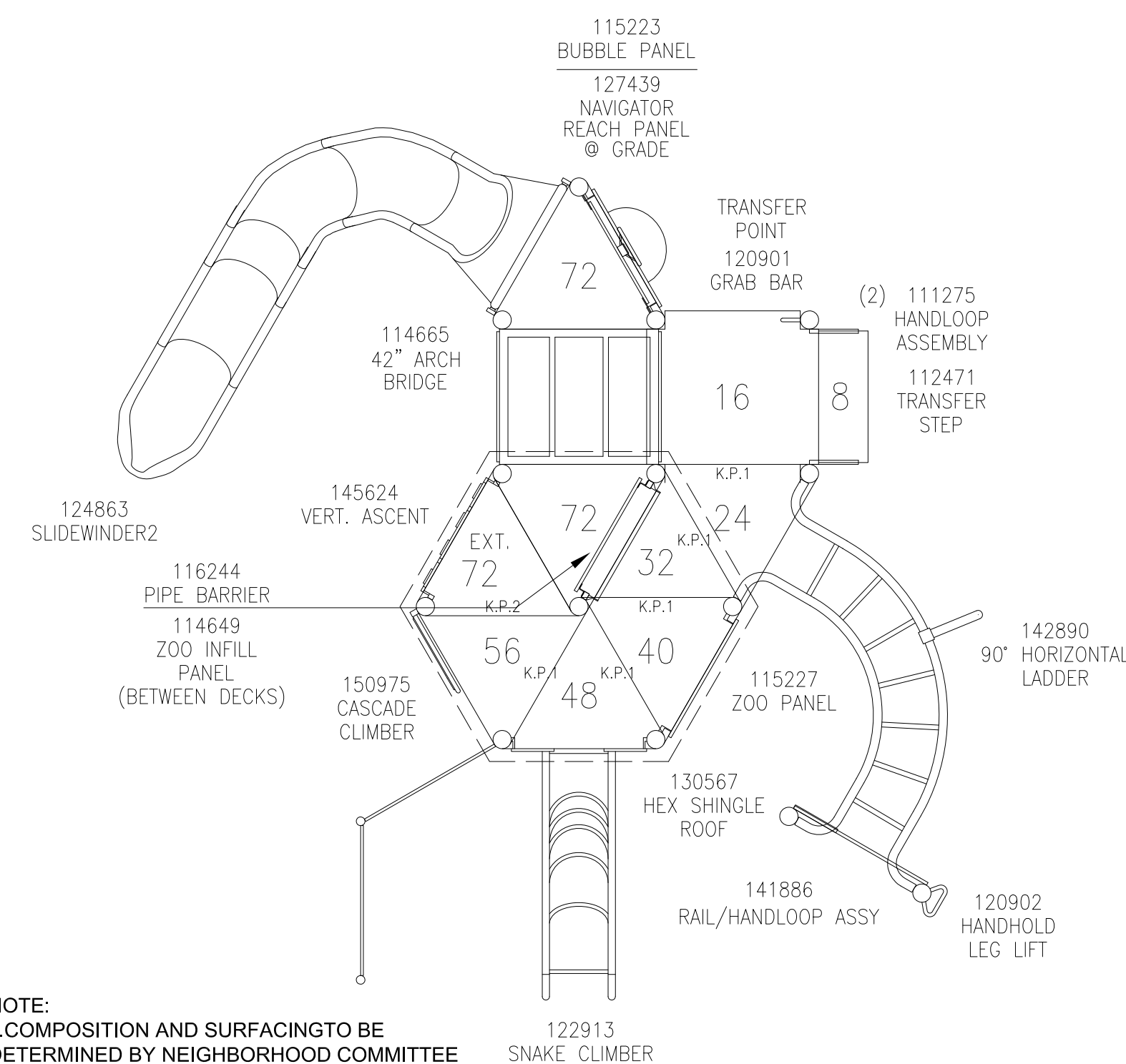
N.T.S.



DESIGN GROUP: SCARBOROUGH™  
 DESCRIPTION: BACKLESS BENCH, 96", FREESTANDING/SURFACE MOUNT, HORIZONTAL STRAP  
 PATENT:  
 FILE: SC172-02  
 DATE: 2/19/2008  
 DRAWN BY: JLG  
 DIMENSIONS ARE IN INCHES[mm]

**5** BENCH B  
 L.11

N.T.S.



NOTE:  
 1.COMPOSITION AND SURFACING TO BE DETERMINED BY NEIGHBORHOOD COMMITTEE

**6** TOT LOT EQUIPMENT EXAMPLE  
 L.11

N.T.S.

Professional Seal

Revision	Date
	05/19/08
	05/27/08
	07/01/08

Project Name

Allied Drive  
 Neighborhood  
 Redevelopment  
 GDP/SIP



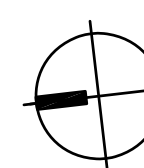
Community  
 Development  
 Authority

City of Madison  
 Madison, WI

Drawn By: jjb  
 Checked By: KS  
 File: --  
 Issued For: Review  
 Issue Date: 05/07/08  
 Project No. 2296.01

Sheet Title

Equipment Details



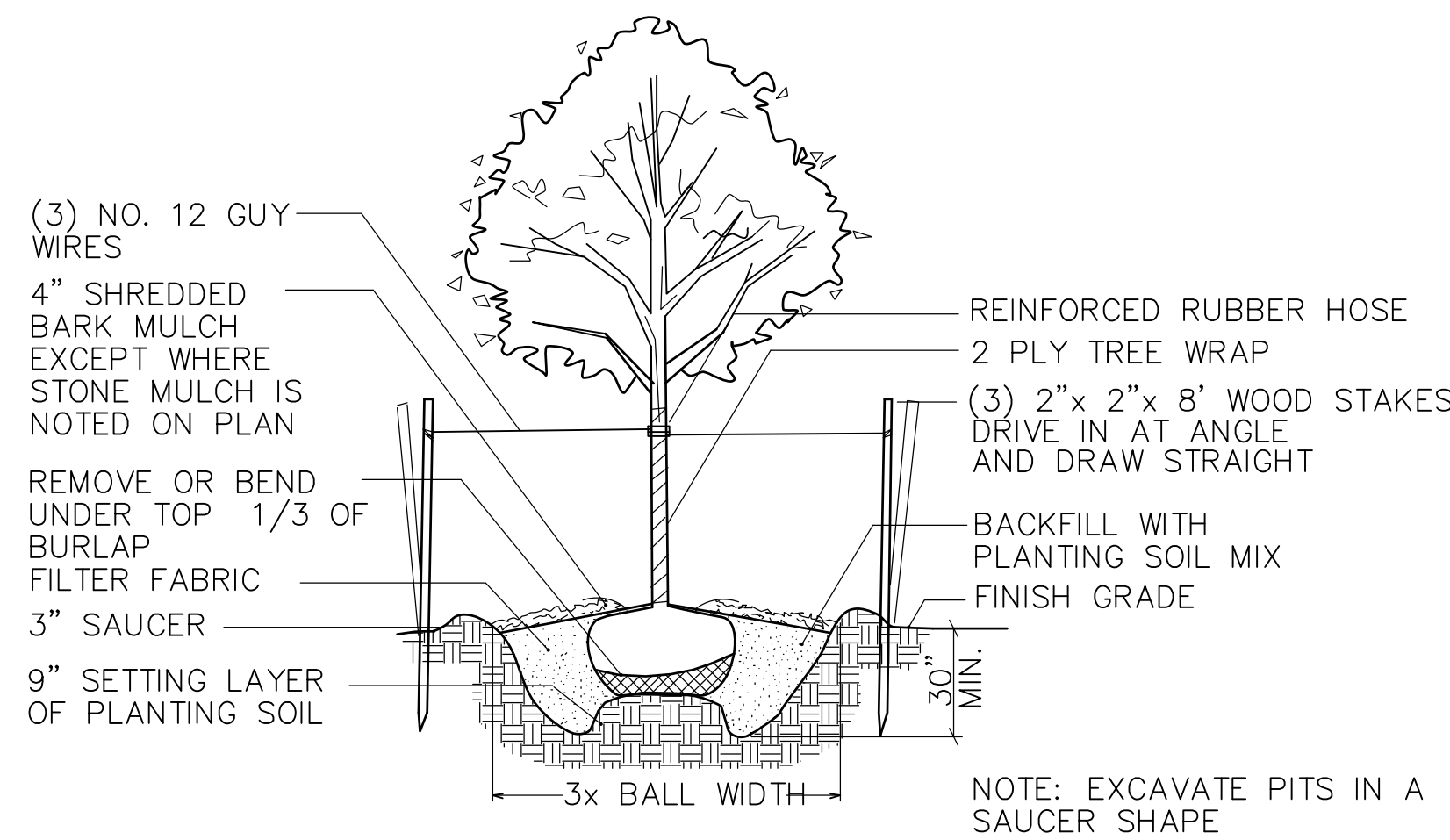
No Scale

Sheet Number

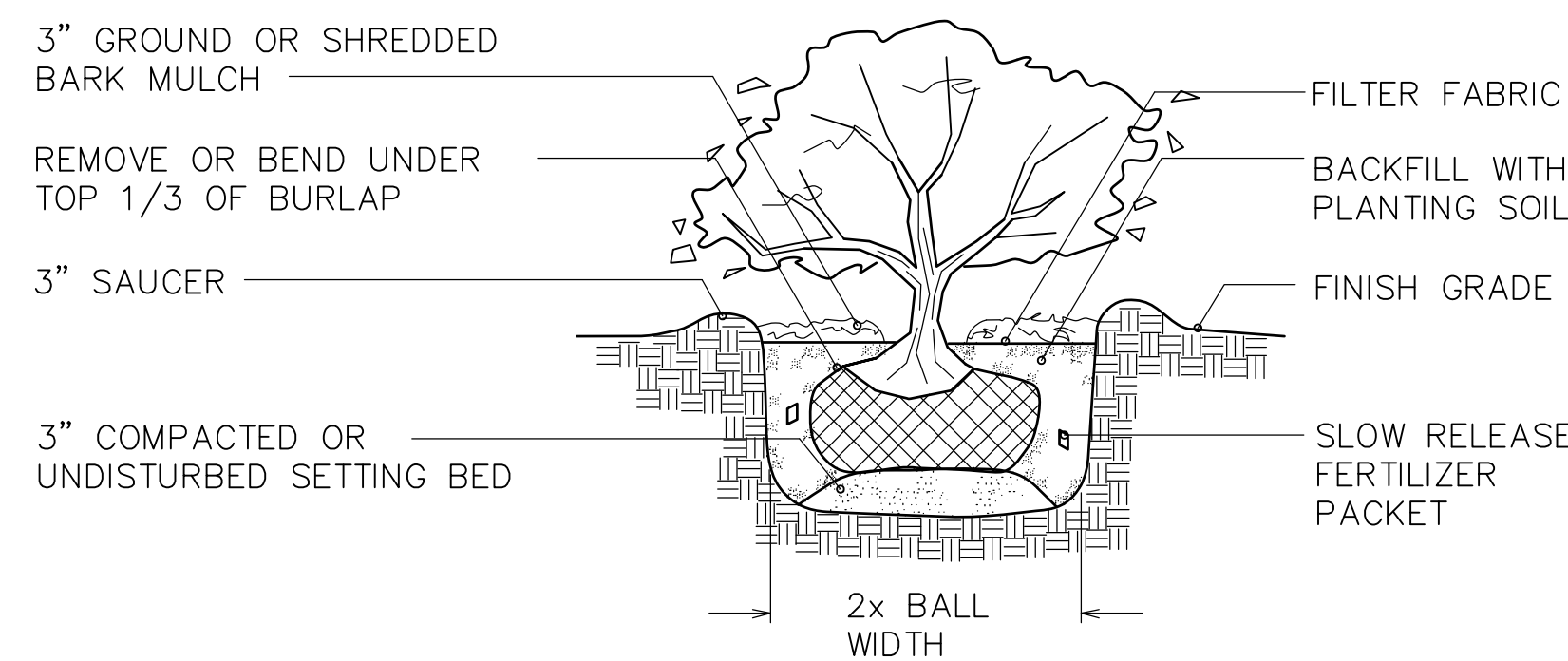
**L-11**

**PLANT LEGEND**

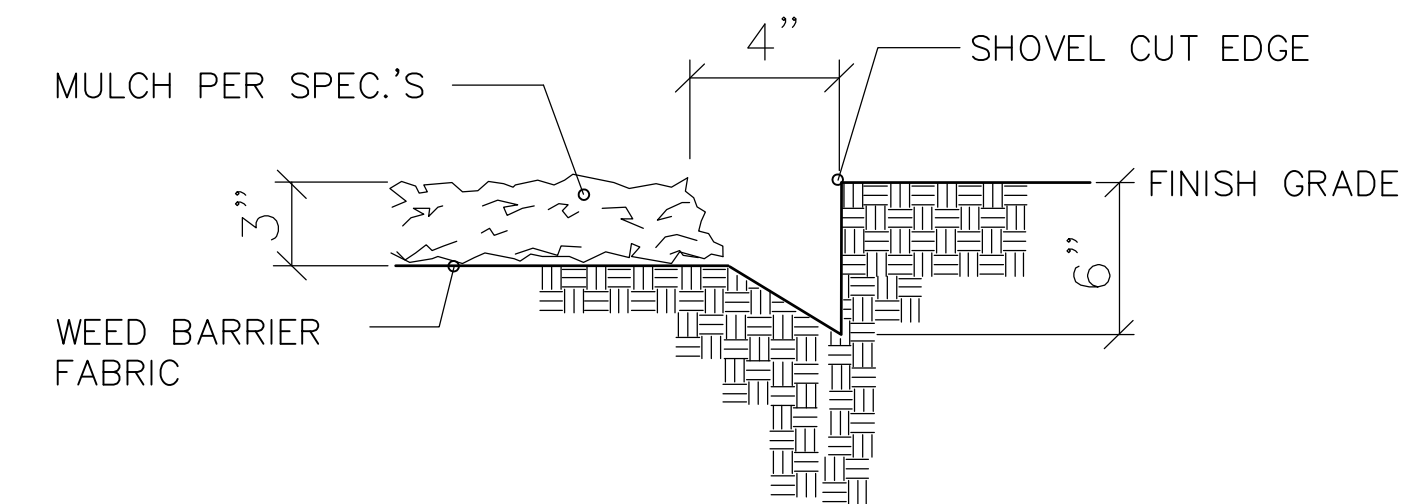
Qty.	Symbol	Botanical Name	Common Name	Size	Root	Remarks
<b>SHADE TREES</b>						
8	Ab	Acer x freemanii 'Autumn Blaze'	Autumn Blaze Maple	2 1/2" Cal.	B&B	Street Tree
12	Gd	Gymnocladus dioica	Kentucky Coffeetree	2 1/2" Cal.	B&B	Street Tree
7	Tg	Tilia cordata 'Greenspire'	Greenspire Littleleaf Linden	2 1/2" Cal.	B&B	Street Tree
5	Pc	Pyrus calleryana	Chanticleer Pear	2 1/2" Cal.	B&B	Street Tree
7	Up	Ulmus parviflora 'Dynasty'	Dynasty Elm	2 1/2" Cal.	B&B	Street Tree
<b>ORNAMENTAL TREES</b>						
4	Ac	Amelanchier canadensis	Shadblow Serviceberry	6' - 8" Ht.	B&B	Multi-stem
3	Al	Amelanchier laevis	Allegheny Serviceberry	6' - 8" Ht.	B&B	Multi-stem
1	Ca	Cornus alternifolia	Pagoda Dogwood	6' - 8" Ht.	B&B	Multi-stem
7	Cm	Cornus mas	Cornelian Cherry Dogwood	6' - 8" Ht.	B&B	Multi-stem
1	Cv	Crataegus viridis 'Winter King'	Winter King Hawthorn	1 1/2" Cal.	B&B	Tree Form
3	Mi	Malus 'Indian Summer'	Indian Summer Flowering Crab	1 1/2" Cal.	B&B	Tree Form
3	Mr	Malus 'Red Splendor'	Red Splendor Flowering Crab	1 1/2" Cal.	B&B	Tree Form
10	Mt	Malus 'Royalty'	Royalty Flowering Crab	1 1/2" Cal.	B&B	Tree Form
1	Mz	Malus x 'zumi' calocarpa	Zumi Flowering Crab	1 1/2" Cal.	B&B	Tree Form
<b>DECIDUOUS SHRUBS</b>						
49	Bt	Berberis thunbergii 'Crimson Pygmy'	Crimson Pygmy Barberry	15" Ht.	Container	
19	Cr	Cornus sericea 'Baileys'	Redtwig Dogwood	36" Ht.	Container	
14	Ea	Eunymous alata 'Compacta'	Dwarf Burning Bush	30" Ht.	Container	
64	Fi	Forsythia x intermedia 'Lynwood Gold'	Lynwood Gold Forsythia	36" Ht.	Container	
10	Hv	Hamamelis vernalis	Vernal Witchhazel	36" Ht.	Container	
13	Pv	Philadelphus x virginialis 'Minnesota Snowflake'	Minnesota Snowflake Mockorange	30" Ht.	Container	
56	Rf	Rosa 'Nearly Wild'	Nearly Wild Rose	15" Ht.	Container	
69	Sb	Spiraea x bumalda 'Anthony Waterer'	Anthony Waterer Spirea	15" Ht.	Container	
99	Sj	Spiraea japonica 'Little Princess'	Little Princess Spirea	15" Ht.	Container	
58	Sn	Spiraea nipponica 'Snowmound'	Snowmound Spirea	15" Ht.	Container	
16	Sp	Syringa pptula 'Miss Kim'	Miss Kim Lilac	24" Ht.	Container	
28	Vj	Viburnum x juddi	Juddi Viburnum	24" Ht.	Container	
11	Vo	Viburnum opulus 'Nanum'	Dwarf Cranberry Viburnum	18" Ht.	Container	
7	Vp	Viburnum prunifolium	Blackhaw Viburnum	36" Ht.	Container	
<b>EVERGREEN SHRUBS</b>						
45	Js	Juniperus chinensis 'Sea Green'	Sea Green Juniper	5 Gal.	Pot	
6	Jy	Juniperus horizontalis 'Youngstown'	Andora Juniper	5 Gal.	Pot	
11	Pm	Pinus mugo 'Mugo'	Dwarf Mugo Pine	5 Gal.	Pot	
44	Tm	Taxus media 'Nigra'	Nigra Yew	5 Gal.	Pot	
<b>GRASSES</b>						
4	Kf	Calamagrostis acutifolia 'Karl Forester'	Feather Reed Grass	1 Gal.	Pot	
38	Ms	Miscanthus sinensis 'Gracillimus'	Maidengrass	1 Gal.	Pot	
19	Pa	Pennisetum alopecuroides	Fountain Grass	1 Gal.	Pot	
<b>PERENNIALS &amp; GROUNDCOVER</b>						
98	Be	Rudbeckia fulgida 'Goldsturm'	Black Eyed Susan	4.5" Pot	Pot	Space 15" O.C.
52	Cg	Coreopsis grandiflora	Coreopsis	4.5" Pot	Pot	Space 24" O.C.
10	Dh	Dianthus allwoodii 'Helen'	Helen Dianthus	4.5" Pot	Pot	Space 24" O.C.
72	Hm	Hemerocallis 'Happy Returns'	Daylilies (Dwarf)	4.5" Pot	Pot	Space 24" O.C.
76	Hn	Hemerocallis 'Bonanza'	Daylilies (Dwarf)	4.5" Pot	Pot	Space 24" O.C.
32	Hp	Huechera micrantha 'Purple Palace'	Purple Palace Coral Bells	4.5" Pot	Pot	Space 15" O.C.
15	Hr	Hosta 'Royal Standard'	Hosta	4.5" Pot	Pot	Space 24" O.C.
10	Pd	Phlox divaricata	Wild Sweet William	4.5" Pot	Pot	Space 15" O.C.
26	Vc	Verbena canadensis	Rose Vervain	4.5" Pot	Pot	Space 24" O.C.
96	Vm	Vinca Minor	Periwinkle	4.5" Pot	Pot	Space 24" O.C.



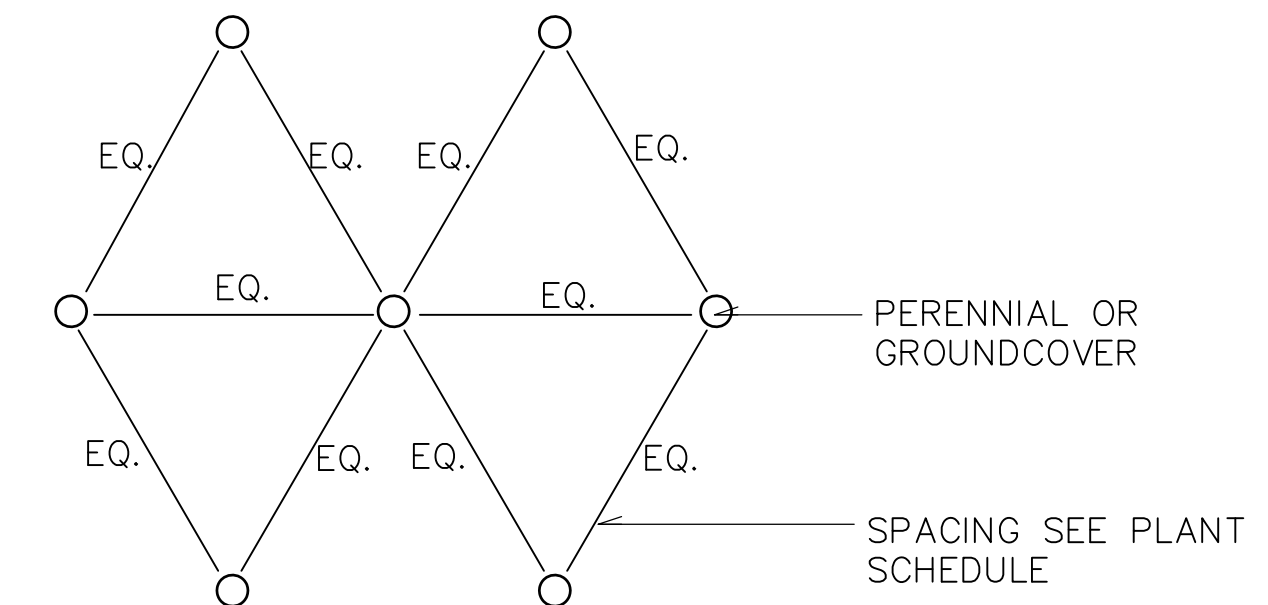
1 TREE PLANTING DETAIL  
L.10 1/4"=1'-0"



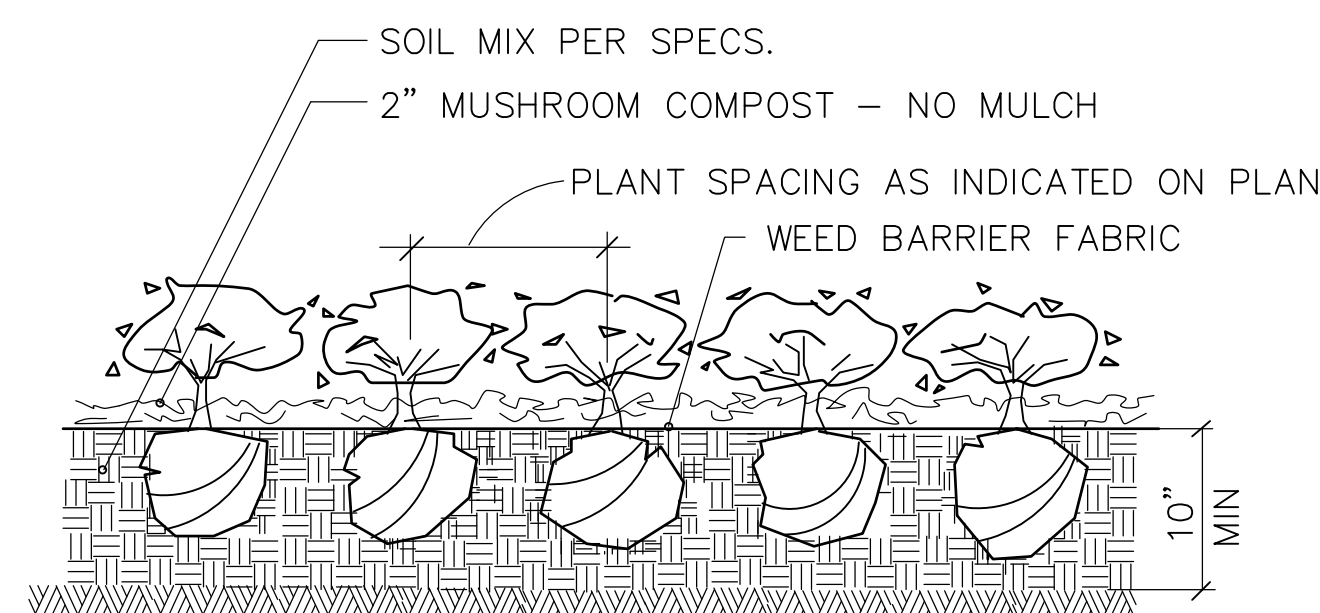
3 SHRUB PLANTING DETAIL  
L.10 1/2"=1'-0"



2 MULCH/EDGING DETAIL  
L.10 N.T.S.



4 PERENNIAL/GROUNDCOVER SPACING DETAIL PLAN  
L.10 1"=1'-0"



5 GROUNDCOVER PLANTING DETAIL  
L.10 1"=1'-0"

Professional Seal

Revision	Date
	05/19/08
	05/27/08
	07/01/08

Project Name

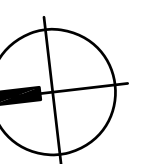
Allied Drive  
Neighborhood  
Redevelopment  
GDP/SIP  
  
CDA  
Community  
Development  
Authority

City of Madison  
Madison, WI

Drawn By: jjb  
Checked By: KS  
File: --  
Issued For: Review  
Issue Date: 05/07/08  
Project No. 2296.01

Sheet Title

Plant Legend and  
Landscape Details



No Scale  
Sheet Number

**L-10**

Revision	Date
	05/19/08
	05/27/08
	07/01/08

Project Name

Allied Drive  
 Neighborhood  
 Redevelopment  
 GDP/SIP



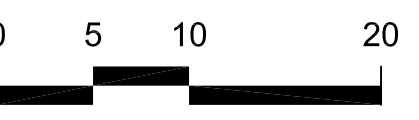
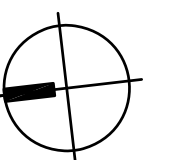
Community  
 Development  
 Authority

City of Madison  
 Madison, WI

Drawn By: jib  
 Checked By: KS  
 File: --  
 Issued For: Review  
 Issue Date: 05/07/08  
 Project No. 2296.01

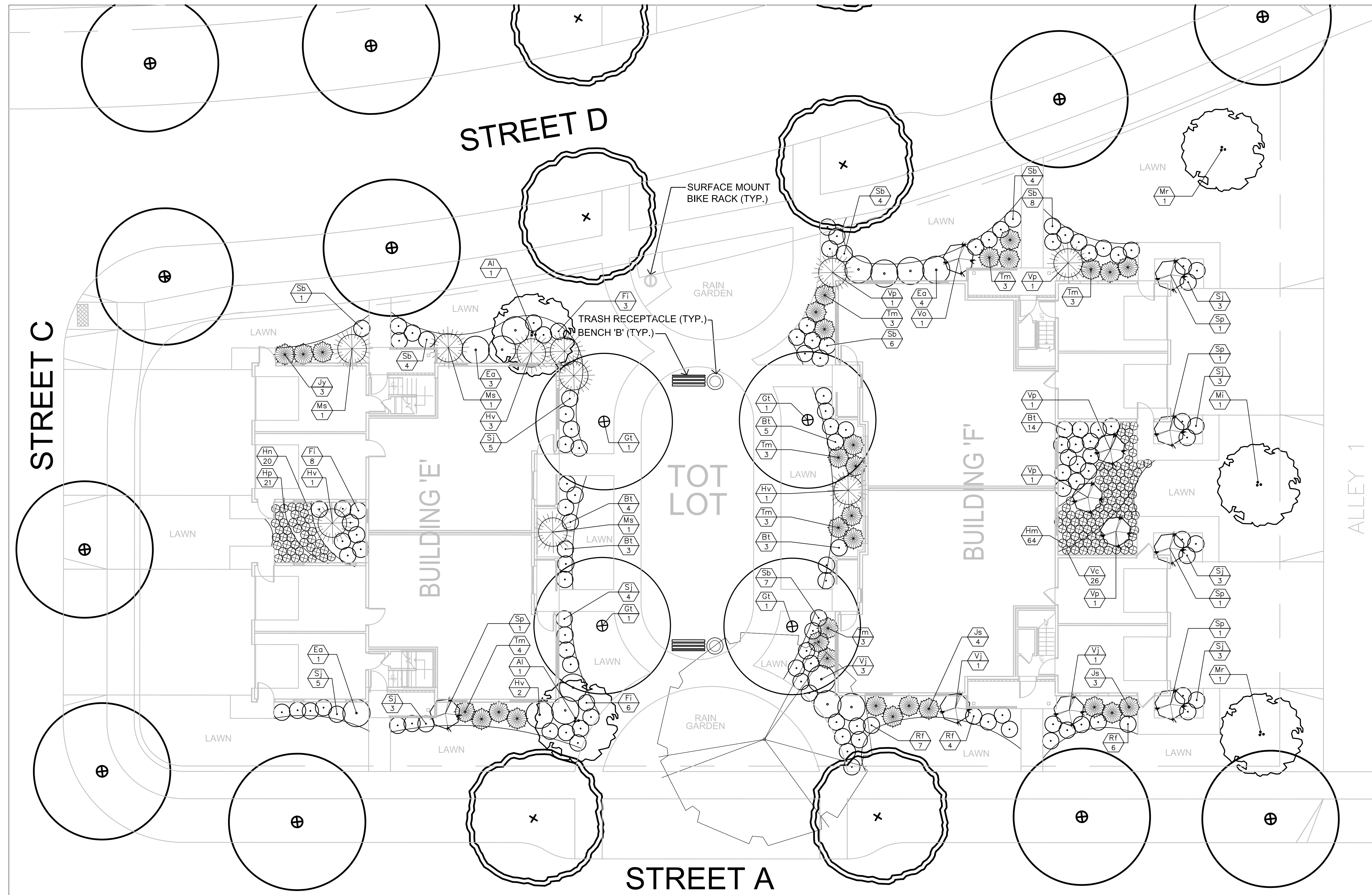
Sheet Title

Building E, Tot Lot,  
 and Building F  
 Landscape Plan



Sheet Number

**L-8**



- NOTES:**
- 1) FOR EDGING, SEE DETAIL 4, SHEET L.10
  - 2) FOR PLAZA PAVING, SEE DETAIL S.6
  - 3) FOR BOLLARD AND LIGHTING PHOTOMETRICS, SEE SHEET S.8
  - 4) FOR PILASTER, SEE DETAIL 1, SHEET L.11
  - 5) FOR STREET TREE TYPES AND LOCATIONS, SEE SHEET L.2
  - 6) FOR EXISTING TREE TYPES AND LOCATIONS, SEE SHEET S.1
  - 7) FOR BUILDINGS 'E' AND 'F' FLOOR PLANS, SEET SHEETS A.140 & A.150
  - 8) FOR BENCH 'B' DETAILS, SEE DETAIL 5, L.11
  - 9) FOR TRASH RECEPTACLE DETAILS, SEE DETAIL 3, SHEET L.11
  - 10) FOR RAIN GARDEN DETAILS, SEE SHEET L.9
  - 11) FOR TOT LOT EQUIPMENT AND SURFACING, SEE LETTER OF INTENT
  - 12) UNLESS OTHERWISE INDICATED, ALL LANDSCAPE AREAS OF PLAN TO BE BLUEGRASS SOD, MINIMUM 4 VARIETIES.



SCHREIBER / ANDERSON  
ASSOCIATES, INC.  
7817 John Nolen Drive  
Madison, WI 53713  
Ph. 608.255.0800  
Ex. 608.255.7750  
www.saa-madison.com

Professional Seal

Revision	Date
	05/19/08
	05/27/08
	07/01/08

Project Name

Allied Drive  
Neighborhood  
Redevelopment  
GDP/SIP



CDA

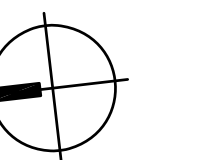
Community  
Development  
Authority

City of Madison  
Madison, WI

Drawn By: jjb  
Checked By: KS  
File: --  
Issued For: Review  
Issue Date: 05/07/08  
Project No. 2296.01

Sheet Title

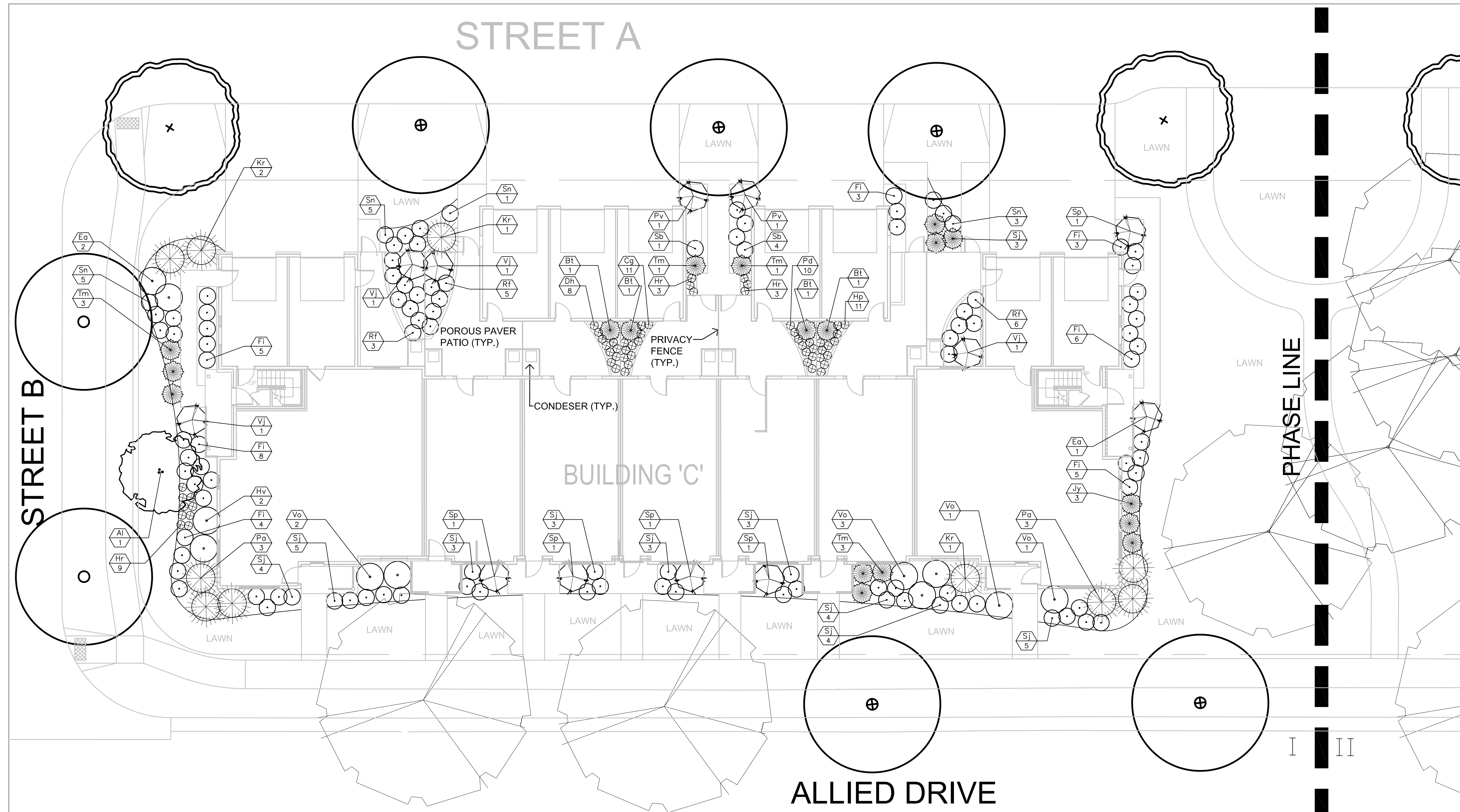
Building 'C'  
Landscape Plan



0 5 10 20

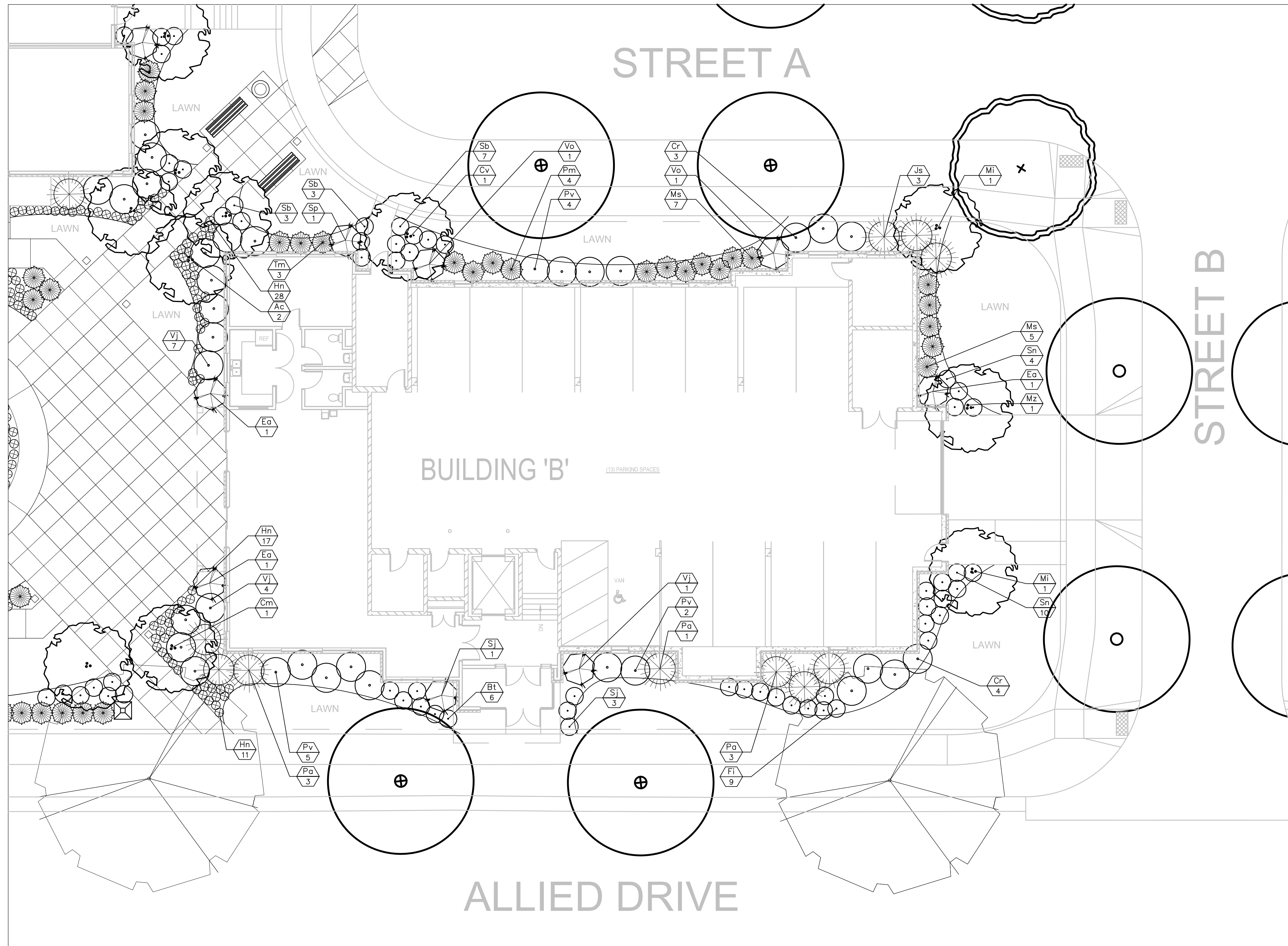
Sheet Number

L-7



NOTES:

- 1) FOR EDGING, SEE DETAIL 4, SHEET L.10
- 2) FOR PLAZA PAVING, SEE DETAIL S.6
- 3) FOR BOLLARD AND LIGHTING PHOTOMETRICS, SEE SHEET S.8
- 4) FOR PILASTER, SEE DETAIL 1, SHEET L.11
- 5) FOR STREET TREE TYPES AND LOCATIONS, SEE SHEET L.2
- 6) FOR EXISTING TREE TYPES AND LOCATIONS, SEE SHEET S.1



**NOTES:**

- 1) FOR EDGING, SEE DETAIL 4, SHEET L.10
- 2) FOR PLAZA PAVING, SEE DETAIL S.6
- 3) FOR BOLLARD AND LIGHTING PHOTOMETRICS, SEE SHEET S.8
- 4) FOR PILASTER, SEE DETAIL 1, SHEET L.11
- 5) FOR STREET TREE TYPES AND LOCATIONS, SEE SHEET L.2
- 6) FOR EXISTING TREE TYPES AND LOCATIONS, SEE SHEET S.1
- 7) FOR BUILDING 'B' FLOOR PLANS, SEE SHEET A.120

Professional Seal

Revision	Date
	05/19/08
	05/27/08
	07/01/08

Project Name

Allied Drive  
 Neighborhood  
 Redevelopment  
 GDP/SIP



**CDA**

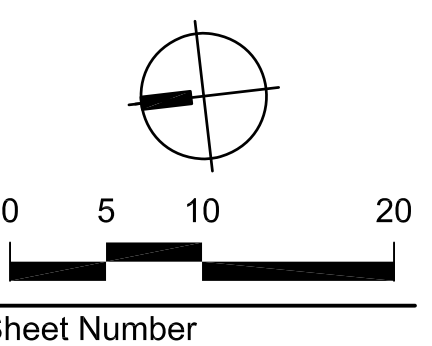
Community  
 Development  
 Authority

City of Madison  
 Madison, WI

Drawn By:	jib
Checked By:	KS
File:	--
Issued For:	Review
Issue Date:	05/07/08
Project No.:	2296.01

Sheet Title

Building 'B'  
 Landscape Plan



Sheet Number

**L-6**



Professional Seal

Revision	Date
	05/19/08
	05/27/08
	07/01/08

Project Name

Allied Drive  
 Neighborhood  
 Redevelopment  
 GDP/SIP



**CDA**

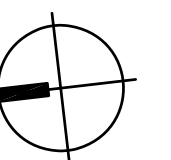
Community  
 Development  
 Authority

City of Madison  
 Madison, WI

Drawn By: jjb  
 Checked By: KS  
 File: --  
 Issued For: Review  
 Issue Date: 05/07/08  
 Project No. 2296.01

Sheet Title

Gateway/Plaza  
 Landscape Plan



0 5 10 20

Sheet Number

**L-4**

**NOTES:**

- 1) FOR EDGING, SEE DETAIL 4, SHEET L.10
- 2) FOR PLAZA PAVING, SEE DETAIL S.6
- 3) FOR BOLLARD AND LIGHTING PHOTOMETRICS, SEE SHEET S.8
- 4) FOR PILASTER, SEE DETAIL 1, SHEET L.11
- 5) FOR STREET TREE TYPES AND LOCATIONS, SEE SHEET L.2
- 6) FOR EXISTING TREE TYPES AND LOCATIONS, SEE SHEET S.1

SURFACE MOUNT  
 TRASH RECEPTACLE  
 ON CONCRETE (TYP.)

BOLLARD LIGHT (TYP.)  
 BENCH (TYP.)

DECORATIVE PERVIOUS  
 PAVERS

COLORED CONCRETE  
 PVMT. (TYP.)

**BUILDING 'B'**

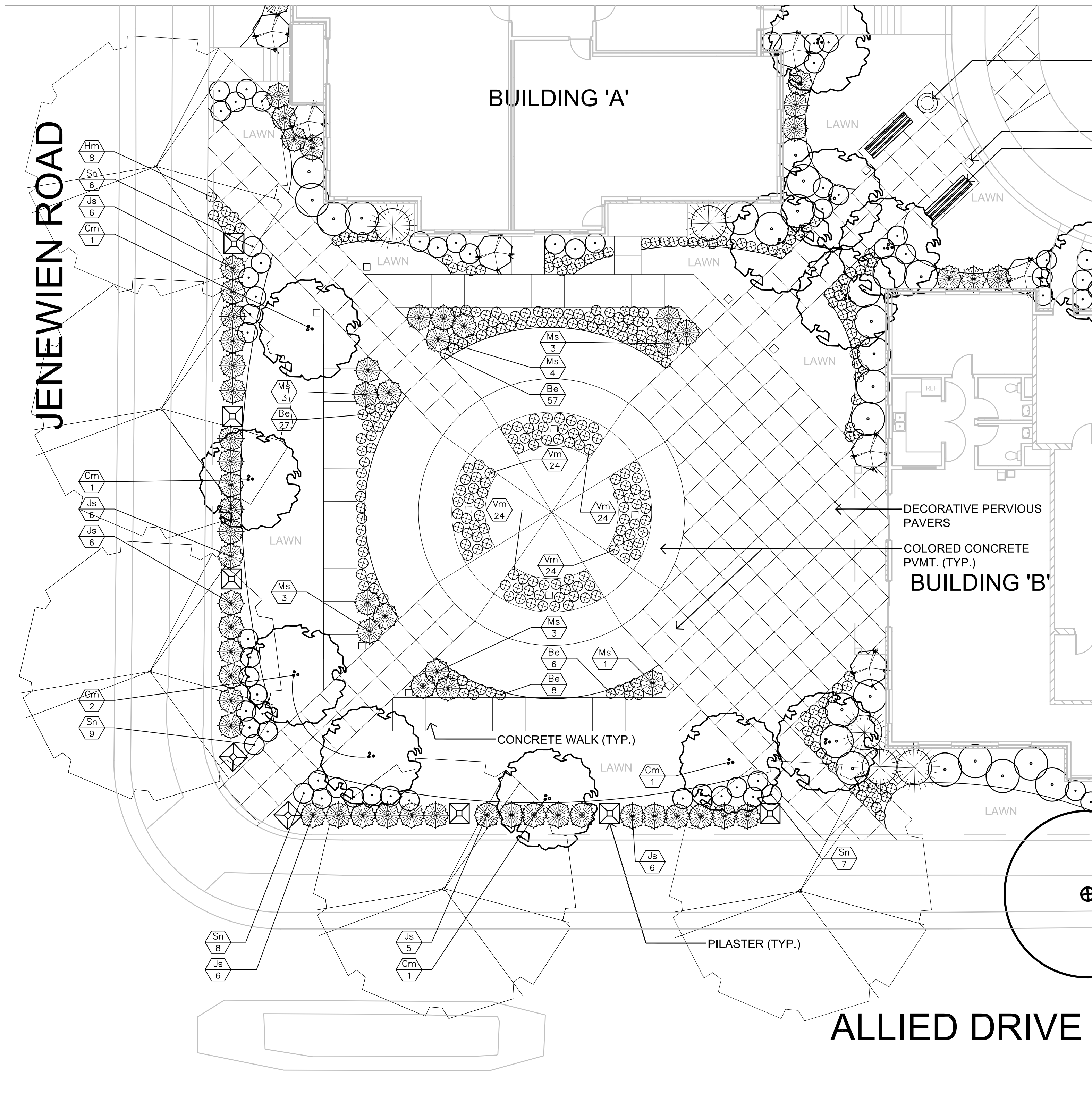
CONCRETE WALK (TYP.)

PILASTER (TYP.)

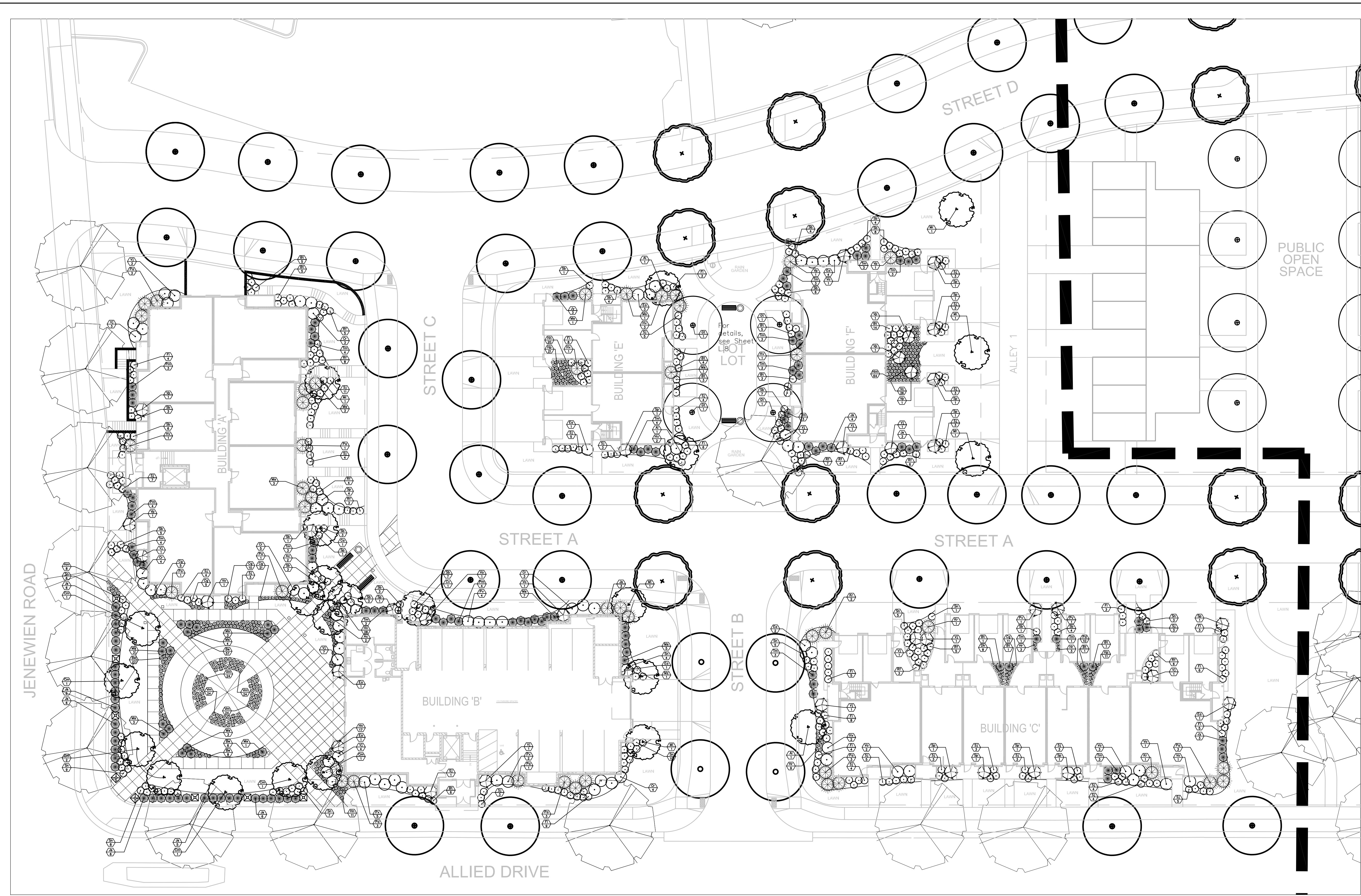
**BUILDING 'A'**

**ALLIED DRIVE**

**JENEWIEN ROAD**







Professional Seal

Revision	Date
	05/19/08
	05/27/08
	07/01/08

Project Name

Allied Drive  
 Neighborhood  
 Redevelopment  
 GDP/SIP



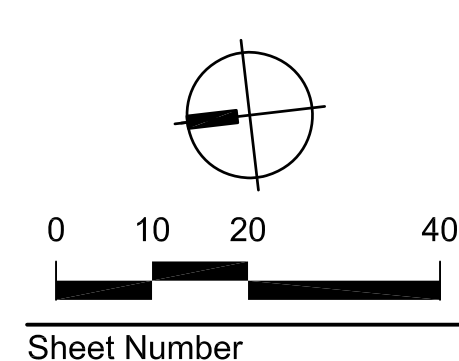
Community  
 Development  
 Authority

City of Madison  
 Madison, WI

Drawn By:	jib
Checked By:	KS
File:	--
Issued For:	Review
Issue Date:	05/07/08
Project No.:	2296.01

Sheet Title

Overall Phase 1  
 Landscape Plan



Sheet Number

**L-3**

**NOTES:**

- 1) FOR EDGING, SEE DETAIL 4, SHEET L.10
- 2) FOR PLAZA PAVING, SEE DETAIL S.6
- 3) FOR BOLLARD AND LIGHTING PHOTOMETRICS, SEE SHEET S.8
- 4) FOR PILASTER, SEE DETAIL 1, SHEET L.11
- 5) FOR STREET TREE TYPES AND LOCATIONS, SEE SHEET L.2
- 6) FOR EXISTING TREE TYPES AND LOCATIONS, SEE SHEET S.1



SCHREIBER / ANDERSON ASSOCIATES, INC.

7817 John Nolen Drive  
Madison, WI 53713  
Ph. 608.255.0800  
Fx. 608.255.7750  
www.saa-madison.com

Professional Seal

Revision	Date
	05/19/08
	05/27/08
	07/01/08

Project Name

Allied Drive  
Neighborhood  
Redevelopment  
GDP/SIP



CDA

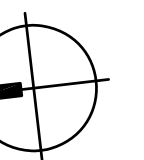
Community  
Development  
Authority

City of Madison  
Madison, WI

Drawn By:	jjb
Checked By:	KS
File:	--
Issued For:	Review
Issue Date:	05/07/08
Project No.:	2296.01

Sheet Title

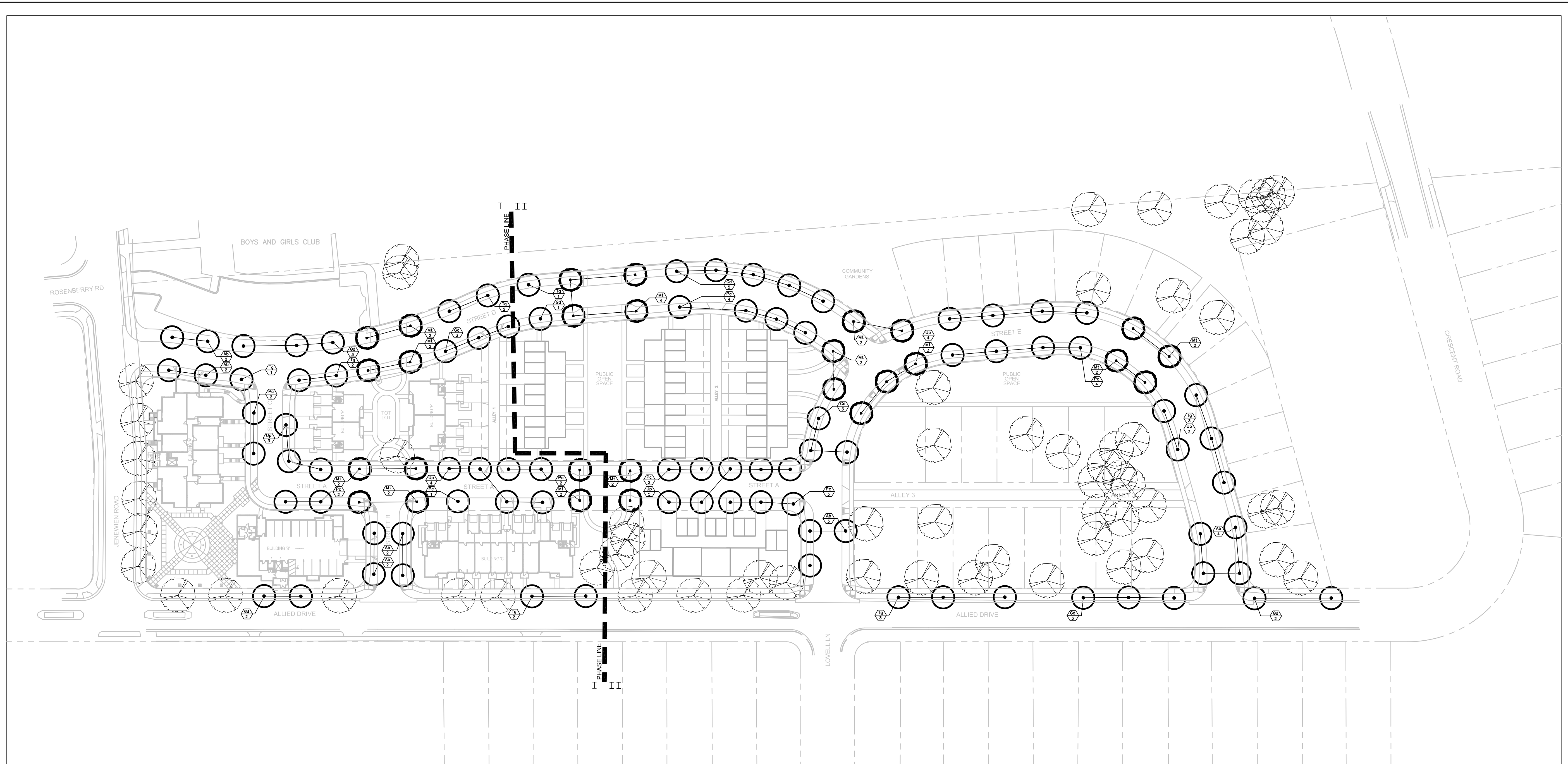
Overall Street Tree  
Plan



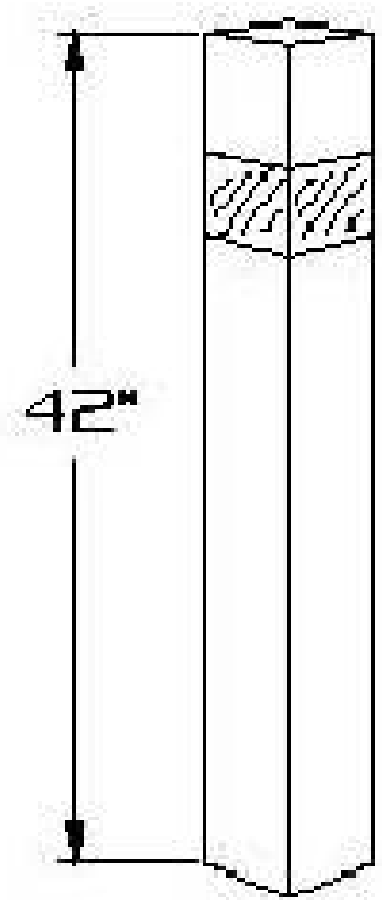
0 30 60 120

Sheet Number

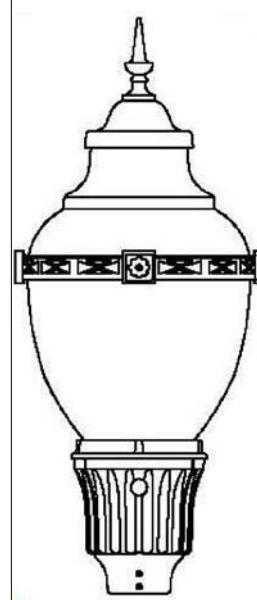
L-2



NOTE:  
ONLY PLANT MATERIAL SHOWN ON THIS PLAN FOR PHASE I IS  
REFLECTED IN THE TOTAL QUANTITIES LISTED ON SHEET L-10  
PHASE II PLANT MATERIAL IS SHOWN FOR REFERENCE ONLY



**B5A6**  
[75 WATT MAX.]



**SPECIFICATIONS**

**GENERAL DESCRIPTION**

THE LIGHTING POST SHALL BE ALL CAST IRON CONSTRUCTION, MASSIVELY TAPERED WITH A DEEP, 16-FLUTE PATTERN ON THE SHAFT AND BASE. THE POST SHALL BE HOLOPHANE'S CATALOG NUMBER C XX/17-CL-FINISH.

**OPTICAL SYSTEM**

THE OPTICAL ASSEMBLY IS A PRECISELY MOLDED THERMAL RESISTANT BOROSILICATE GLASS REFLECTOR AND REFRACTOR. THE UPPER PORTION OF THIS SYSTEM INCORPORATES A SERIES OF REFLECTING PRISMS THAT REDIRECT OVER 50% OF THE UPWARD LIGHT INTO THE CONTROLLING REFRACTOR WHILE ALLOWING A SOFT UPLIGHT COMPONENT TO DEFINE THE TRADITIONAL ACORN SHAPE. TWO DECORATIVE ALUMINUM TOP COVER OPTIONS ARE AVAILABLE. THE LOWER PORTION USES PRECISELY MOLDED REFRACTING PRISMS TO CONTROL THE DISTRIBUTION OF LIGHT TO MAXIMIZE UTILIZATION, UNIFORMITY, AND LUMINAIRE SPACING. THE VERY TOP OF THIS ASSEMBLY IS A REMOVABLE PRISMATIC GLASS COVER WITH DECORATIVE FINIAL FOR TOOLLESS ENTRY INTO THE LAMP CHAMBER. THREE UNIQUE OPTICAL ASSEMBLIES ARE AVAILABLE, DESIGNED FOR IES TYPE III, TYPE IV, AND TYPE V DISTRIBUTION.

**LUMINAIRE HOUSING**

THE LUMINAIRE HOUSING, CAST OF ALUMINUM, PROVIDES AN ENCLOSURE FOR THE PLUG-IN ELECTRICAL MODULE. THE NICKEL PLATED LAMP GRIP SOCKET AND THREE STATION INCOMING LINE TERMINAL BLOCK ARE PREWIRED TO A FIVE CONDUCTOR RECEPTACLE FOR EASE IN CONNECTION TO THE ELECTRICAL MODULE. THE SLIPFITTER WILL ACCEPT A 3" BY 2-7/8" TO 3-1/8" O.D. TENON.

**LUMINAIRE HOUSING / DOOR**

THE HOUSING / DOOR IS REMOVABLE WITHOUT THE USE OF TOOLS AND IS RETAINED BY A NONCONDUCTIVE LANYARD, ATTACHED TO THE DOOR AND TO THE HOUSING. FOR UNITS WITH AN E.E.I.-N.E.M.A. TWIST LOCK PHOTOCELL RECEPTACLE, THE DOOR CONTAINS AN ACRYLIC "WINDOW" TO ALLOW LIGHT TO REACH THE CELL.

**ELECTRICAL MODULE**

THE BALLAST COMPONENTS ARE MOUNTED ON A STEEL PLATE THAT IS REMOVABLE WITHOUT THE USE OF TOOLS. A MATCHING FIVE CONDUCTOR PLUG CONNECTS TO THE RECEPTACLE IN THE LUMINAIRE HOUSING TO COMPLETE THE WIRING. WHERE A STARTING AID IS REQUIRED, IT IS PROVIDED WITH A SEPARATE PLUG-IN CONNECTOR AND CAN BE REPLACED WITHOUT THE USE OF TOOLS. FOR PHOTOELECTRIC OPERATION, THE ELECTRICAL MODULE IS PROVIDED WITH AN E.E.I.-N.E.M.A. TWIST LOCK PHOTOCELL RECEPTACLE.

**BALLASTS**

(REFER TO BALLAST DATA SHEET FOR SPECIFIC OPERATION CHARACTERISTICS)  
50 WATT 120 VOLT HIGH PRESSURE SODIUM (HPS) BALLASTS ARE HIGH POWER FACTOR REACTOR TYPE. ALL OTHER HPS BALLAST ARE HIGH POWER FACTOR AUTOTRANSFORMER TYPE.  
175 WATT METAL HALIDE (MH) BALLASTS ARE PEAK LEAD AUTOTRANSFORMER TYPE, 70 AND 100 WATT MH UNITS ARE AVAILABLE ONLY WITH HIGH POWER FACTOR HIGH REACTANCE TYPE BALLAST.

**FINISH**

THE LUMINAIRE IS FINISHED WITH POLYESTER POWDER PAINT APPLIED AFTER A SEVEN STAGE PRETREATMENT PROCESS TO INSURE MAXIMUM DURABILITY.

**UL**

THE LUMINAIRE IS UL LISTED AS SUITABLE FOR WET LOCATIONS AT A MAXIMUM OF 40 DEGREES C AMBIENT TEMPERATURE.

**SPECIFICATIONS**

**DESCRIPTION**

THE LIGHTING POST SHALL BE ALL CAST IRON CONSTRUCTION, MASSIVELY TAPERED WITH A DEEP, 16-FLUTE PATTERN ON THE SHAFT AND BASE. THE POST SHALL BE HOLOPHANE'S CATALOG NUMBER C XX/17-CL-FINISH.

**MATERIALS**

THE POST MATERIAL SHALL BE ASTM A48, CLASS 30 CAST IRON, FORMED TRUE TO THE PATTERN WITH COMPLETE DETAIL. ALL EXPOSED HARDWARE SHALL BE TAMPER RESISTANT STAINLESS STEEL. ANCHOR BOLTS TO BE COMPLETELY HOT DIP GALVANIZED. PARTIALLY GALVANIZED BOLTS ARE NOT ACCEPTABLE.

**INSTALLATION**

THE POST SHALL BE PROVIDED WITH FOUR 3/4" DIAMETER, L-TYPE ANCHOR BOLTS TO BE INSTALLED ON A 12" DIAMETER BOLT CIRCLE. A DOOR SHALL BE PROVIDED IN THE BASE FOR ANCHORAGE AND WIRING ACCESS. A GROUND SCREW SHALL BE PROVIDED INSIDE THE BASE OPPOSITE THE DOOR. FOR FINISH SPECIFICATIONS AND COLOR OPTION, SEE "FINISH" SECTION IN CATALOG.

**DIMENSIONS**

THE POST SHALL BE X"X" IN HEIGHT WITH A 17" DIAMETER BASE. THE POST SHALL TAPER FROM 7" DIAMETER AT THE TOP OF THE BASE TO 4.5" DIAMETER AT THE POST TOP. AN INTEGRAL 3" O.D. TENON SHALL BE PROVIDED AT THE TOP FOR LUMINAIRE MOUNTING. THE POST TOP SHALL INCLUDE A TRANSITIONAL DONUT BETWEEN THE FLUTED SHAFT AND THE TENON.

**SPECIFICATIONS**

**HOUSING:** HEAVY WALL EXTRUDED ALUMINUM CONSTRUCTION.  
**TOP CAP:** DURABLE, CORROSION RESISTANT CAST ALUMINUM CONSTRUCTION.

**OPTICAL TRAIN:** ( T R ) CLEAR ACRYLIC LENS, 1/4" MINIMUM WALL THICKNESS. LENS SURROUNDS CLEAR ANODIZED TWIN REFLECTOR SYSTEM.

**OPTIONS:**

( L L ) CLEAR ACRYLIC LENS SURROUNDS ANODIZED ALUMINUM LOUVER TRAIN.  
( C L ) DURABLE, CORROSION RESISTANT CAST ALUMINUM LOUVER SYSTEM

PROVIDES 30° CUT-OFF FOR BRIGHTNESS CONTROL. INTERNAL CLEAR GLASS CYLINDER SURROUNDS LAMP.  
( P G ) CLEAR ACRYLIC LENS SURROUNDS PRISMATIC GLASS REFRACTOR.

( W A ) OPAL ACRYLIC LENS.

**GASKETING:** CLOSED CELL SILICONE.

**LAMP HOLDER:** MEDIUM BASE PORCELAIN.

**LAMP:** (BY OTHERS)

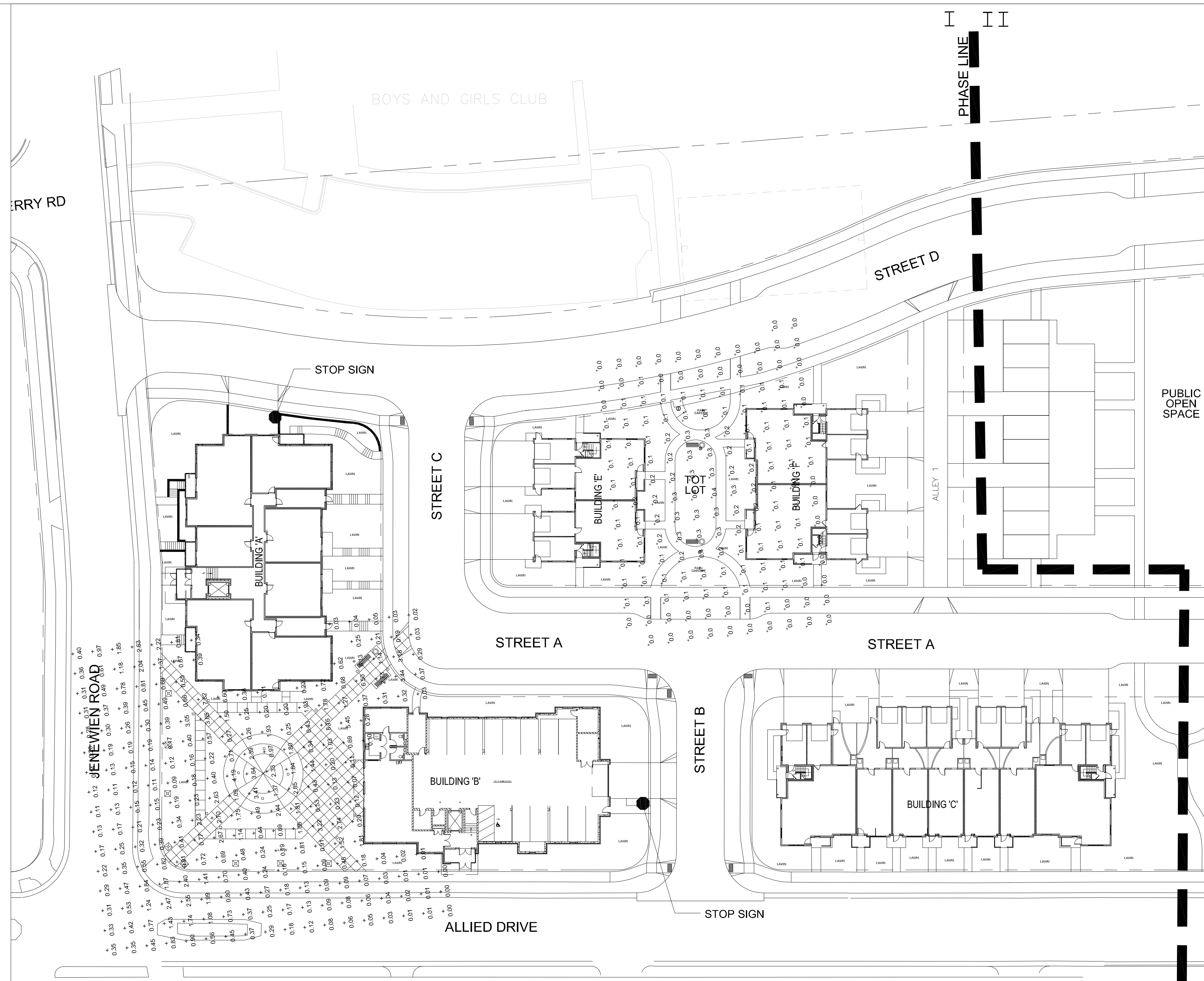
**BALLAST:** H.P.F. / C.W.A. AUTOTRANSFORMER. - 20° STARTING TEMPERATURE. ELECTRICAL COMPONENTS ARE MOUNTED TO REMOVABLE BALLAST TRAY FOR MAINTENANCE

EASE. BALLAST EQUIPPED WITH FACTORY INSTALLED QUICK DISCONNECT PLUG.

**BASE PLATE:** PRECISE ONE PIECE CAST ALUMINUM CONSTRUCTION. THE UTILITY WASHINGTON POSTLITE LUMINAIRE IS DESIGNED FOR EASE OF MAINTENANCE WITH THE PLUG-IN ELECTRICAL MODULE COMMON TO EACH OF THE LUMINAIRES IN HOLOPHANE UTILITY LUMINAIRE SERIES. THE TRADITIONAL ACORN SHAPED LUMINAIRE, WHILE REMINISCENT OF THE 1920'S, CONTAINS A PRECISION OPTICAL SYSTEM THAT MAXIMIZES POST SPACING WHILE MAINTAINING UNIFORM ILLUMINATION.

**ANCHORAGE:** (4) 3/8"x10" FULLY GALVANIZED ANCHOR BOLTS EACH SUPPLIED WITH TWO NUTS AND TWO WASHERS.

**FINISH:** POLYESTER POWDER COAT-STATE OF THE ART 20 PSI PRESSURE POWER WASH AT 140° TEMPERATURE INCORPORATES FOUR STEP IRON PHOSPHATE PROCESS TO CLEANSE AND PRETREAT THE METAL SURFACE FOR MAXIMUM PAINT ADHESION. ELECTROSTATICALLY APPLIED TEXTURED POLYESTER POWDER TOPCOAT IS BAKED AT 400° TEMPERATURE FOR MAXIMUM HARDNESS AND EXTERIOR DURABILITY.



DXF file created by LitePro 2024 on 5/9/2008 9:16:44 AM

AREA NAME	DIMENSIONS	GRID / TYPE	# PTS	SPAC	GROUP	AVE	MAX	MIN	MAX/MIN	AVE/MIN
Site-HID	257.00x302.19ft	Plaza / H-H	3983	2.00	(+)	0.63	7.00	0.00	2685.5	239.92
			973	2.00	(*)	2.27	11.36	0.14	83.48	16.70

TYP	SYMBOL	DESCRIPTION	LAMP	LUMENS	MOUNTING/BALLAST	LLF	QTY
C	⊕	GE Lighting Sys (1) "CH" M2AC1SS***GMC3*	(1) GE LU150/55	9500		0.80	2
H	⊙	U.S. ARCHITECTU (1) "HD" BRC8-CL-100MH	(1) 1 - 100-W CLR MH	8500		0.80	14

AREA NAME	L/O	DIMENSIONS	LUMS / (ASMS)	WATTS / SQ FT	QTY
Site-HID	OUT	257.00x302.19ft	(C ) (2) (H ) (14)	0.03	1



Professional Seal

Revision	Date
	05/19/08
	05/27/08
	07/01/08

Project Name

Allied Drive  
Neighborhood  
Redevelopment  
GDP/SIP

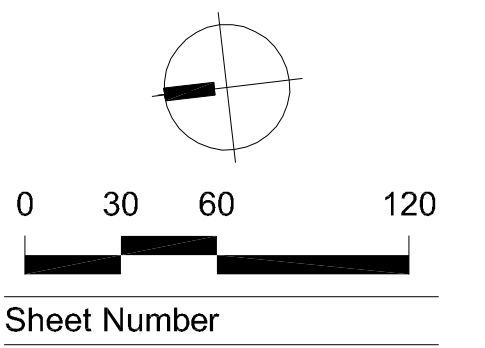


Community  
Development  
Authority

City of Madison  
Madison, WI

Drawn By:	RS
Checked By:	KS
File:	P-E.DWG
Issued For:	Review
Issue Date:	05/07/08
Project No.	2296.01

Sheet Title  
Lighting and  
Signage Plan



Sheet Number  
**S-8**