



Location

601 West Dayton Street

Applicant

Board of Regents, UW System/
Gary Brown – UW Madison

From: PUD-SIP To: Amended
PUD-GDP-SIP

Existing Use

Kohl Center, Nicholas Johnson
Pavilion & SERF

Proposed Use

Amend Kohl Center PUD to allow construction
of an addition to Kohl Center & Nicholas
Johnson Pavilion w/an ice hockey arena,
locker room facilities and athletic offices

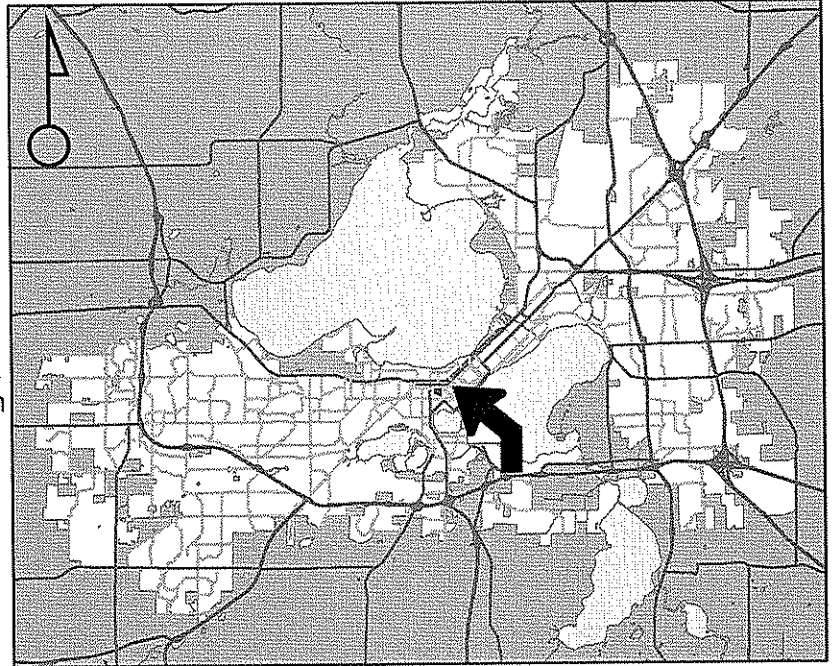
Public Hearing Date

Plan Commission

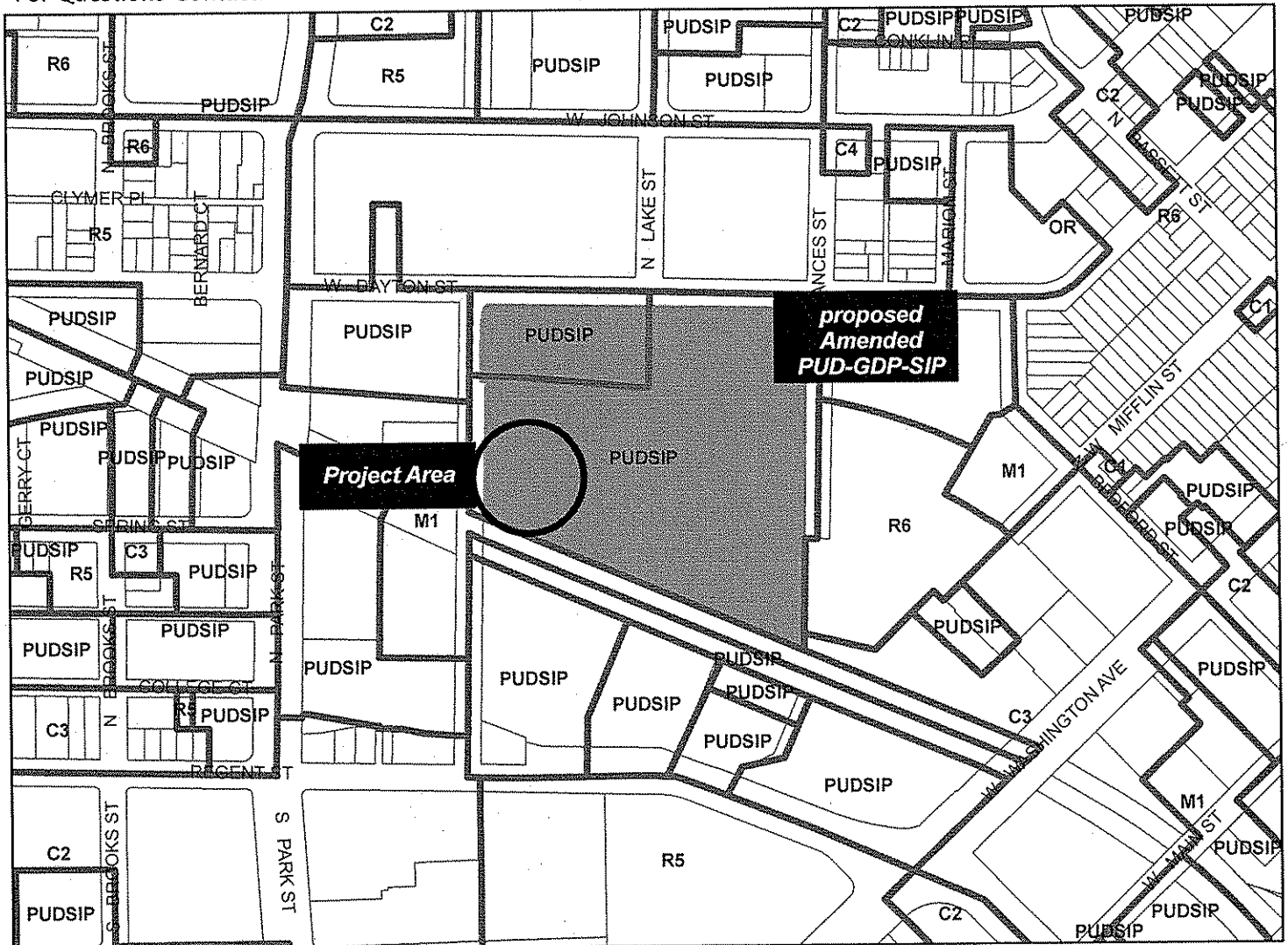
22 November 2010

Common Council

30 November 2010




For Questions Contact: Tim Parks at: 261-9632 or tparks@cityofmadison.com or City Planning at 266-4635



Scale : 1" = 400'

8





LAND USE APPLICATION Madison Plan Commission

215 Martin Luther King Jr. Blvd; Room LL-100
PO Box 2985; Madison, Wisconsin 53701-2985
Phone: 608.266.4635 | Facsimile: 608.267.8739

- The following information is required for all applications for Plan Commission review except subdivisions or land divisions, which should be filed with the Subdivision Application.
- Before filing your application, please review the information regarding the **LOBBYING ORDINANCE** on the first page.
- Please read all pages of the application completely and fill in all required fields.
- This application form may also be completed online at www.cityofmadison.com/planning/plan.html
- All Land Use Applications should be filed directly with the Zoning Administrator.

West W Dayton St

1. **Project Address:** 105 East Campus Mall

Project Area in Acres: 3.78 acres

Project Title (if any): Kohl Center Addition for Hockey - Swimming Facility

2. This is an application for:

Zoning Map Amendment (check the appropriate box(es) in only one of the columns below)

Rezoning to a Non-PUD or PCD Zoning Dist.:

Existing Zoning: PUD/GDP/SIP to _____
Proposed Zoning (ex: R1, R2T, C3): _____

Rezoning to or Amendment of a PUD or PCD District:

- Ex. Zoning: PUD/GDP/SIP to PUD/PCD-GDP
 Ex. Zoning: PUD/GDP/SIP to PUD/PCD-SIP
 Amended Gen. Dev. Amended Spec. Imp. Plan

Conditional Use

Demolition Permit

Other Requests (Specify): _____

3. Applicant, Agent & Property Owner Information:

Applicant's Name: Gary A. Brown, FASLA Company: University of Wisconsin-Madison
Street Address: 610 Walnut Street City/State: Madison, WI Zip: 53726
Telephone: (608) 263-3023 Fax: (608) 265-3139 Email: gbrown@fpm.wisc.edu

Project Contact Person: Gary A. Brown, FASLA Company: University of Wisconsin-Madison
Street Address: 610 Walnut Street Suite 919 City/State: Madison, WI Zip: 53726
Telephone: (608) 263-3023 Fax: (608) 265-3139 Email: gbrown@fpm.wisc.edu

Property Owner (if not applicant): Board of Regents, UW System
Street Address: 1220 Linden Drive City/State: Madison, WI Zip: 53706

4. Project Information:

Provide a brief description of the project and all proposed uses of the site: _____
Project will build a new 102,800 GSF ice hockey arena and swimming locker room facility on the UW-Madison campus.

Development Schedule: Commencement May 2011 Completion December 2013

FOR OFFICE USE ONLY:

Amt. Paid NA Receipt No. _____
Date Received 9/22/10
Received By JLV
Parcel No. 0709-232-2932-6
Aldermanic District 4 Michael Verbeer
GQ RR frontage
Zoning District PUDSIP

For Complete Submittal

Application	<input checked="" type="checkbox"/>	Letter of Intent	<input checked="" type="checkbox"/>
IDUP	<u>NA</u>	Legal Descript.	<input checked="" type="checkbox"/>
Plan Sets	<input checked="" type="checkbox"/>	Zoning Text	_____
Alder Notification	_____	Waiver	_____
Nbrhd. Assn Not.	_____	Waiver	_____
Date Sign Issued	<u>9/22/10</u>		

5. Required Submittals:

Plans submitted as follows below and depicts all lot lines; existing, altered, demolished or proposed buildings; parking areas and driveways; sidewalks; location of any new signs; existing and proposed utility locations; building elevations and floor plans; landscaping, and a development schedule describing pertinent project details:

- **7 copies** of a full-sized plan set drawn to a scale of one inch equals 20 feet (collated and folded)
- **7 copies** of the plan set reduced to fit onto 11 inch by 17 inch paper (collated, stapled and folded)
- **1 copy** of the plan set reduced to fit onto 8 ½ inch by 11 inch paper

Letter of Intent (12 copies): describing this application in detail including, but not limited to: existing conditions and uses of the property; development schedule for the project; names of persons involved (contractor, architect, landscaper, business manager, etc.); types of businesses; number of employees; hours of operation; square footage or acreage of the site; number of dwelling units; sale or rental price range for dwelling units; gross square footage of building(s); number of parking stalls, etc.

Legal Description of Property: Lot(s) of record or metes and bounds description prepared by a land surveyor. For any application for rezoning, the description must be submitted as an electronic word document via CD or e-mail. For applications proposing rezoning to more than one district, a separate description of each district shall be submitted.

Filing Fee: \$ DNA See the fee schedule on the application cover page. Make checks payable to: *City Treasurer*.

Electronic Submittal: All applicants are required to submit copies of all items submitted in hard copy with their application (including this application form, the letter of intent, complete plan sets and elevations, etc.) as Adobe Acrobat PDF files on a non-returnable CD to be included with their application materials, or in an e-mail sent to pcapplications@cityofmadison.com. The e-mail shall include the name of the project and applicant. Applicants unable to provide the materials electronically should contact the Planning Division at (608) 266-4635 for assistance.

In Addition, The Following Items May Also Be Required With Your Application:

- For any applications proposing demolition or removal of existing buildings, the following items are required:
 - Prior to the filing of an application, the applicant or his/her agent is required to notify a list of interested persons registered with the City **30 or 60 days prior to filing** their application using the online notification tool found at: <https://www.cityofmadison.com/developmentCenter/demolitionNotification/>
 - A photo array (6-12 photos) of the **interior and exterior** of the building(s) to be demolished or removed. A written assessment of the condition of the building(s) to be demolished or removed is highly recommended.
 - Note: A Reuse and Recycling Plan approved by the City's Recycling Coordinator is required prior to issuance of wrecking permits and the start of construction.
- Zoning Text (12 copies):** must accompany Planned Community or Planned Unit Development (PCD/PUD) submittals.

6. Applicant Declarations:

Conformance with adopted City plans: Applications shall be in accordance with all adopted City of Madison plans:
 → The site is located within the limits of 2005 UW-Madison Campus Master Plan Plan, which recommends:
Athletic facilities for this property.

Pre-application Notification: Section 28.12 of the Zoning Code requires that the applicant notify the district alder and any nearby neighborhood & business associations in writing no later than **30** days prior to filing this request:
 → List below the Alderperson, Neighborhood Association(s), Business Association(s) AND dates you sent the notices:
Ald. Michael Verveer, Joint Southeast Campus Area Committee, various dates since early 2009.

NOTE: If the alder has granted a waiver to this requirement, please attach any such correspondence to this form.

Pre-application Meeting with staff: Prior to preparation of this application, the applicant is required to discuss the proposed development and review process with Zoning and Planning Division staff; note staff persons and date.

Planning Staff: Tim Parks Date: 09/16/10 Zoning Staff: Patrick Anderson Date: 09/16/10

Check here if this project will be receiving a public subsidy. If so, indicate type in your Letter of Intent.

The signer attests that this form is accurately completed and all required materials are submitted:

Printed Name Gary A. Brown, FASLA Date Sept. 22, 2010

Signature *Gary A. Brown* Relation to Property Owner owner's representative

Authorizing Signature of Property Owner *Gary A. Brown* Date Sept. 22, 2010

Effective May 1, 2009



September 22, 2010

Mr. Matthew Tucker
City of Madison Zoning Administrator
215 Martin Luther King Jr. Blvd
Rm. LL-100, Municipal Bldg
Madison, WI 53710

**RE: MAJOR ALTERATION TO AN EXISTING PUD/GDP/SIP - Letter of Intent
KOHL CTR ADDITION HOCKEY-SWIMMING FACILITY – 105 EAST CAMPUS MALL
(aka 601 W Dayton Street)
UNIVERSITY OF WISCONSIN-MADISON**

This zoning application is for a major alteration to an existing PUD/GDP/SIP for a proposed 102,800 gross square foot new ice hockey area and swimming locker room facility to be located at 105 East Campus Mall on the University of Wisconsin-Madison campus. This application is being submitted for Plan Commission action at their November 22, 2010 meeting. The overall property is currently zoned PUD/GDP/SIP and has a City of Madison in situ address of 601 West Dayton Street (parcel # 0709-232-2932-6). An existing surface parking lot and recreation area/basketball courts are planned to be removed to make way for the new addition. The project also includes the development of a new north-south access drive and parking area, perpendicular to West Dayton Street and south of the South East Recreational Facility, replacing the existing surface parking lot west of the Kohl Center. Construction of the new facility is scheduled to begin in May 2011 with final completion projected for December 2013.

Application Materials

Letter of Intent (this document) (12 copies)
Small format bound set of drawings, 11 x 17 (7 sets) AND 8.5 x 11 (1 set)
Large format bound set of drawings, 7 sets

Project Participants

Owner: State of Wisconsin
Agency: University of Wisconsin System
Board of Regents
Room 1860 Van Hise Hall
1220 Linden Drive
Madison, Wisconsin 53706
Project Manager: Tim Luttrell
Phone: 608-266-7041
Fax: 608-267-2710
E-mail: tim.luttell@wisconsin.gov

Owner's Contact: University of Wisconsin – Madison
Facilities Planning and Management
919 WARF Building
610 Walnut Street
Madison, Wisconsin 53726
Phone: 608-263-3023
Fax: 608-265-3139
Attn: Gary Brown
E-Mail: gbrown@fpm.wisc.edu

Architect: Kahler Slater
111 West Wisconsin Avenue
Milwaukee, Wisconsin 53203-25
Phone: 414-272-2000
Fax: 414-272-2001
Attn: Lou Stippich
E-Mail: LStippich@kahlerslater.com

Facilities Planning & Management

Landscape Architect: **Ken Saiki Design, Inc.**
303 S. Paterson Street Suite One
Madison, Wisconsin 53703
Phone: 608-251-3600
Fax: 608-251-2330
Attn: Ken Saiki
E-Mail: ksaiki@ksd-la.com

Structural Engineers: **Graef, Inc.**
5126 W. Terrace Dr Suite 111
Madison, WI 53718
Attn: Fred Groth
Phone: 608-245-1965
Fax:
E-Mail: fred.groth@graef-usa.com

Electrical Engineers: **Arnold & O'Sheridan, Inc**
4125 N. 124th Street
Brookfield, Wisconsin 53005
Attn: Irina Ragozin
Phone: 262-790-4126
Fax: 262-783-5121
E-Mail: iragozin@arnoldandosheridan.com

Mechanical Engineer: **Arnold & O'Sheridan, Inc**
900 John Nolan Drive Suite 204
Madison, Wisconsin 53713
Attn: Tim Wendt
Phone: 608-821-8456
Fax: 262-783-6130
E-mail: twendt@arnoldandosheridan.com

Plumbing & Fire Prot.: **PSJ Engineering, Inc.**
900 John Nolan Drive Suite 204
Madison, Wisconsin 53713
Phone: 608-251-5820
Fax: 608-251-4774
Attn: Jim Mickowski
E-mail: jim@psjengineering.com

Civil Engineer: **Norris & Associates**
9001 N. 76th Street Suite 306
Milwaukee, WI 53223
Phone: 414-362-0063
Fax: 414-362-0066
Attn: Rick Norris
E-mail: rnorris@norris-assoc.com

Surveyor: **Arnold & O'Sheridan, Inc**
1111 Deming Way, Suite 200
Madison, Wisconsin 53717
Attn: Francis "Frank" Thousand
Phone: 608-821-8530
Fax: 262-783-3613
E-mail: fthousand@arnoldandosheridan.com

Contractor(s): **Findorff (CMAR - construction manager at risk)**
300 South Bedford St
Madison, WI 53703
Phone: 608-659-0514
Fax: 608-257-5306
Attn: Robert Hougard, Senior Project Manager
E-mail: bhougard@findorff.com

Building Use, Area, and Occupancy

The University of Wisconsin-Madison is planning the development of a new 102,800 gross square foot ice hockey arena and swimming locker room facility to be located off East Campus Mall, as a westerly addition to the Kohl Center. The project also includes a 5,400 gross square foot renovation to the existing locker room and training facilities within the Kohl Center.

The new construction will serve as a women's/men's hockey practice facility; a women's hockey competition facility and include a 92 ft x 200 ft ice sheet; bench-style seating for approximately 2,400 spectators; men's and women's team locker rooms; a visitor locker room; women's hockey office suite; and associated support spaces. The facility also will include locker and team room functions for the men's and women's swimming programs which current use the South East Recreational Facility (SERF). In order for these student athletes to access all existing support services that will be located within the Kohl Center, this proposed facility will be connected by a skywalk to the SERF. Minor work will be undertaken within the SERF to accommodate the appropriate circulation between the pool and the swimming teams' new locker room facilities.

The Hockey/Swim facility will also connect underground to the Kohl Center so that it can operate as one complex. Remodeling work will make the appropriate connections to the Kohl Center, so that athletes can use the training room and strength facilities in that facility. Within the Kohl Center, the men's basketball locker suite will be relocated to the space vacated by the men's hockey locker suite. Additionally, a small portion of the vacated hockey suite will be used to expand training room facilities. The vacated existing men's locker suite will provide space to connect to the new facilities from the existing Kohl Center. Expanded or new supplemental laundry/equipment-issue facilities will be included to accommodate the increased demand brought on by the addition of the women's hockey team (practice and competition) and the men's hockey team (practice) to the Kohl Center.

The new facility development will include surface parking along the east and south sides of the SERF to replace those spaces lost to the development. Approximately 41 spaces will be provided with the current design, including service/loading spaces for the SERF and accessible spaces for users of SERF, the new hockey/swim facility and Kohl Center events. It should be noted that currently UW Parking Lot #88 serves as annual permit parking during normal business hours and for accessible parking needs during Kohl Center events. The existing parking lot that will be lost provides 58 spaces for these functions. The new parking area will provide 41 spaces for a loss of 17 spaces. Additional accessible parking for Kohl Center events will be made available along North Francis Street and in UW Parking Lot #91, east of the Kohl Center. Also to note is the fact that many of the spaces in the existing and new lot serve as accessible parking without the required ADA access aisles. In many cases, accessible parking patrons only need to be close to the event facility and do not need a fully accessible stall with an access aisle. In the proposed lot, there will be 6 fully accessible stalls for daily use and 35 spaces for those needing close in parking for events. This is a similar arrangement to fulfilling accessible parking needs today in Lot #88.

Parking is addressed, in accordance with the overall university Campus Master Plan, on a campus-wide basis not by individual building. Parking for events at the new facility will follow existing Kohl Center event parking management policies and agreements with the City of Madison. UW Athletics has committed to not schedule events in both venues at the same time (the new hockey/swim facility and the Kohl Center).

From a traffic management standpoint, the proposed design allows for standard daily two-way in and out traffic for the new parking area at the N. Lake Street and W. Dayton Street intersection. When the parking lot will be used for events, patrons will enter the lot one-way from the Lake/Dayton intersection and exit the lot one-way to the west via a widened sidewalk/access drive and exit via East Campus Mall to W. Dayton Street. During normal business hours, this access drive will be secured with bollards on each end to prevent daily access, thus reducing vehicular traffic on the East Campus Mall and increasing daily pedestrian traffic. When event patrons exit, vehicular traffic will be separated from pedestrian traffic via a system of barricades set up parallel to the exiting vehicular traffic. Pedestrian traffic will be on the south side and vehicular traffic to the north, exiting again to the north via the East Campus Mall. The majority of pedestrian traffic exiting to the west is moving then south under the East Campus Mall underpass toward parking lots/ramps south near Regent Street. The intersection of pedestrians and vehicles will be managed by on-site staff (either UW Police or Kohl Center event management) who will assist in maintaining a safe and secure environment for all users. Exiting to the west via East Campus Mall for the vehicles reduces the impact of vehicles on the Lake/Dayton intersection which is typically heavily used by pedestrians moving away from the Kohl Center and to their parking destinations on North Lake Street (UW Ramp #46, University Square parking garage, City of Madison Lake/Francis Ramp, etc.)

Bicycle and moped parking will be provided throughout the site for users of the SERF as well as the Kohl Center and the new Hockey-Swim facility. A total of 91 bike parking spaces are provided along with 89 moped parking spaces. This will in most cases supplement existing bike/moped parking already existing on site around the Kohl Center and the SERF.

The new facility will be approximately 2 stories above grade with a significant portion of the building below grade as you enter in and look down on the ice hockey surface. Loading access will be provided in conjunction with the existing Kohl Center loading dock to the south and east of the project site. Access to the existing loading dock will remain off the west side of the building via East Campus Mall from West Dayton Street. Access control features will be installed on this driveway to monitor and control access to the loading dock from the main access control office in the existing loading dock at the Kohl Center.

Overall, the exterior design is intended to extend the Kohl Center materials, forms, and aesthetics to become a part of the Kohl Center neighborhood as a response to the University of Wisconsin-Madison Campus Master Plan. The exterior materials of the building include precast, metal and glass panels and a full compliment of site landscaping. Entry doors will be painted red similar to the Kohl Center aesthetic. A small green roof/raised planter is included east of the building near the Kohl Center's gate B to help break up the mass of concrete and provide some visual relief to the site.

Fire access to the Kohl Center and the new facility will be provided along the north side of the facility and can be accessed from the east or the west around and in front of the Kohl Center, per the existing fire access plans. Fire access will also be provided on the west side of the building along the access drive. Detailed meetings have been held with the City of Madison Fire Department to coordinate this effort.

The new building has been developed, sited and designed to include sustainable design principles emphasizing energy efficiency, long-term durability and minimal maintenance while remaining flexible and adaptable to future needs. The University has required that the project achieve an equivalency of LEED Silver according to the USGBC standards.

The proposed facility will operate under similar hours as the Kohl Center with access open to student athletes and staff during the normal business day as well as card access during off hours. Most large events in the new arena (women's hockey competitions) will be scheduled in the evening hours or on the weekend.

Snow removal on all walks and access drives for the existing and proposed building is administered by University Environmental Services and UW Athletics staff. Building custodial staff are responsible for snow and ice removal near the building entrances and on the walks leading into the building.

New building mounted or ground mounted building signs, per the campus standards, will be included as part of the project. Campus standard, sharp cut-off Kim Archetype lighting fixtures will be used across the site. The overall project follows the 2005 Campus Master Plan which suggests additional sports facilities in this area. The project has been discussed at the Joint South East Campus Area Committee and has been presented to the City of Madison development assistance team twice, once on September 10, 2009 and most recently on Thursday, September 16, 2010. A subsequent presentation will be made to the neighborhoods via the Joint South East committee on November 15 for a recommendation to the Plan Commission at their November 22 meeting. The project has also been presented to the City of Madison's Urban Design Commission for informational purposes.

Please contact me at 608-263-3023 if you have any questions or need further information.

Thank you



Gary A. Brown, FASLA
Director, Campus Planning & Landscape Architecture
Facilities Planning & Management, University of Wisconsin-Madison

Xc: Ann Hayes, UW-Madison FP&M Project Manager
Tim Luttrell, DOA/DSF Project Manager
John Chadima, UW Athletics



LEGAL DESCRIPTION of the General Development Plan BOUNDARY

(aka. 601 West Dayton Street)


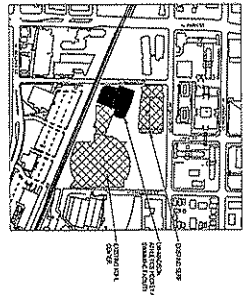
LOT 1, CERTIFIED SURVEY MAP 10494, CITY OF MADISON, DANE COUNTY WISCONSIN. THIS PARCEL CONTAINS 546,311 SQ. FT OR 12.542 ACRES.

ATHLETICS HOCKEY / SWIMMING FACILITY - KOHL CENTER

PLAN COMMISSION SET

FOR:
 THE STATE OF WISCONSIN
 DEPARTMENT OF ADMINISTRATION
 DIVISION OF STATE FACILITIES
 STATE OF WISCONSIN ADMINISTRATION
 BUILDING - 7TH FLOOR
 400 SOUTH WILSON STREET
 MADISON, WISCONSIN 53707

FOR:
 UNIVERSITY OF WISCONSIN - MADISON ATHLETICS
 MADISON, WISCONSIN
 OSF PROJECT No. 089 IU
 KAHLER SLATER PROJECT No. 209089

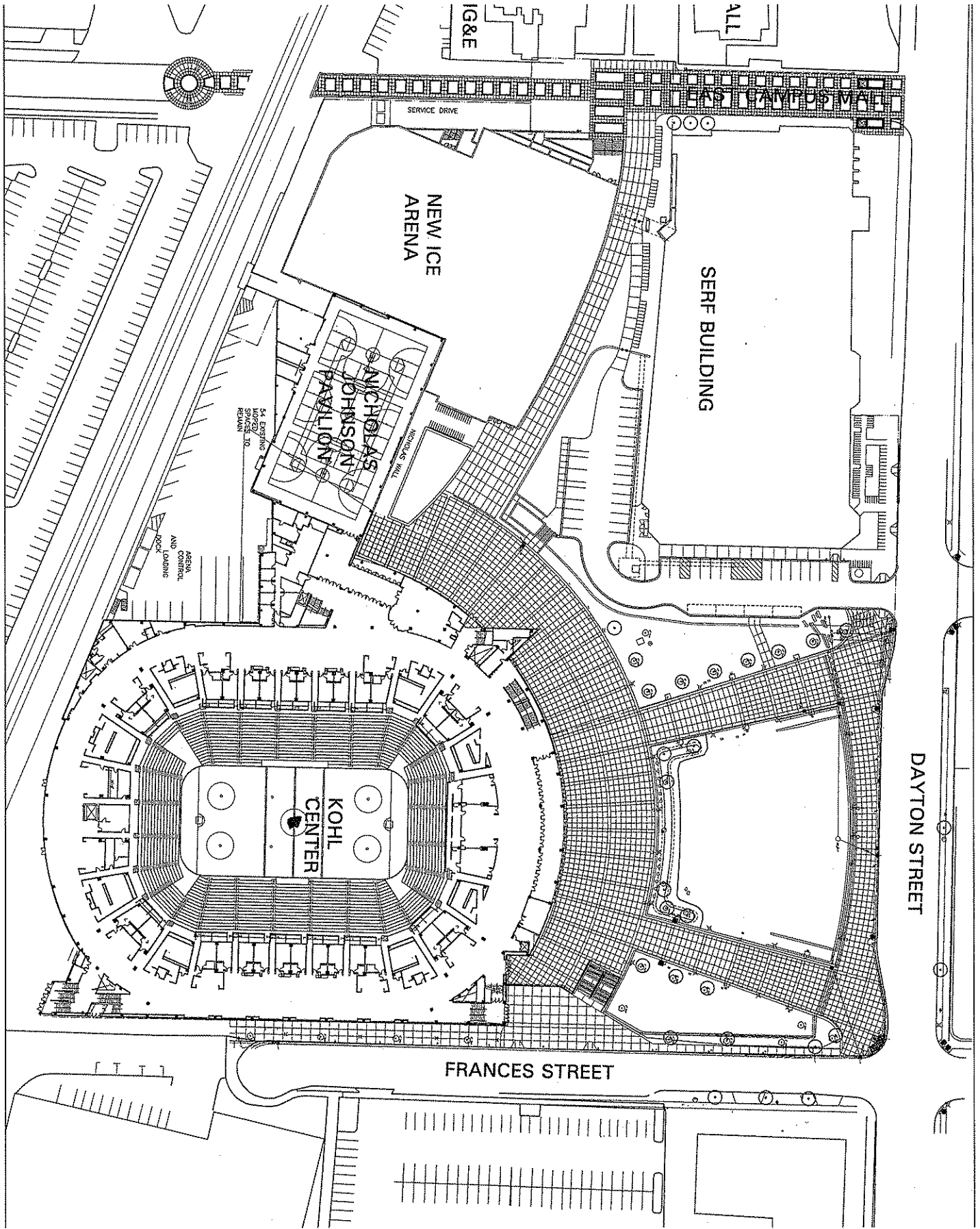


SEPTEMBER 22, 2010

PLAN COMMISSION DRAWINGS

- 00000 GENERAL NOTES - PLAN COMMISSION SET
- 00001 GENERAL NOTES - PLAN COMMISSION SET
- 00002 GENERAL NOTES - PLAN COMMISSION SET
- 00003 GENERAL NOTES - PLAN COMMISSION SET
- 00004 GENERAL NOTES - PLAN COMMISSION SET
- 00005 GENERAL NOTES - PLAN COMMISSION SET
- 00006 GENERAL NOTES - PLAN COMMISSION SET
- 00007 GENERAL NOTES - PLAN COMMISSION SET
- 00008 GENERAL NOTES - PLAN COMMISSION SET
- 00009 GENERAL NOTES - PLAN COMMISSION SET
- 00010 GENERAL NOTES - PLAN COMMISSION SET
- 00011 GENERAL NOTES - PLAN COMMISSION SET
- 00012 GENERAL NOTES - PLAN COMMISSION SET
- 00013 GENERAL NOTES - PLAN COMMISSION SET
- 00014 GENERAL NOTES - PLAN COMMISSION SET
- 00015 GENERAL NOTES - PLAN COMMISSION SET
- 00016 GENERAL NOTES - PLAN COMMISSION SET
- 00017 GENERAL NOTES - PLAN COMMISSION SET
- 00018 GENERAL NOTES - PLAN COMMISSION SET
- 00019 GENERAL NOTES - PLAN COMMISSION SET
- 00020 GENERAL NOTES - PLAN COMMISSION SET
- 00021 GENERAL NOTES - PLAN COMMISSION SET
- 00022 GENERAL NOTES - PLAN COMMISSION SET
- 00023 GENERAL NOTES - PLAN COMMISSION SET
- 00024 GENERAL NOTES - PLAN COMMISSION SET
- 00025 GENERAL NOTES - PLAN COMMISSION SET
- 00026 GENERAL NOTES - PLAN COMMISSION SET
- 00027 GENERAL NOTES - PLAN COMMISSION SET
- 00028 GENERAL NOTES - PLAN COMMISSION SET
- 00029 GENERAL NOTES - PLAN COMMISSION SET
- 00030 GENERAL NOTES - PLAN COMMISSION SET
- 00031 GENERAL NOTES - PLAN COMMISSION SET
- 00032 GENERAL NOTES - PLAN COMMISSION SET
- 00033 GENERAL NOTES - PLAN COMMISSION SET
- 00034 GENERAL NOTES - PLAN COMMISSION SET
- 00035 GENERAL NOTES - PLAN COMMISSION SET
- 00036 GENERAL NOTES - PLAN COMMISSION SET
- 00037 GENERAL NOTES - PLAN COMMISSION SET
- 00038 GENERAL NOTES - PLAN COMMISSION SET
- 00039 GENERAL NOTES - PLAN COMMISSION SET
- 00040 GENERAL NOTES - PLAN COMMISSION SET
- 00041 GENERAL NOTES - PLAN COMMISSION SET
- 00042 GENERAL NOTES - PLAN COMMISSION SET
- 00043 GENERAL NOTES - PLAN COMMISSION SET
- 00044 GENERAL NOTES - PLAN COMMISSION SET
- 00045 GENERAL NOTES - PLAN COMMISSION SET
- 00046 GENERAL NOTES - PLAN COMMISSION SET
- 00047 GENERAL NOTES - PLAN COMMISSION SET
- 00048 GENERAL NOTES - PLAN COMMISSION SET
- 00049 GENERAL NOTES - PLAN COMMISSION SET
- 00050 GENERAL NOTES - PLAN COMMISSION SET
- 00051 GENERAL NOTES - PLAN COMMISSION SET
- 00052 GENERAL NOTES - PLAN COMMISSION SET
- 00053 GENERAL NOTES - PLAN COMMISSION SET
- 00054 GENERAL NOTES - PLAN COMMISSION SET
- 00055 GENERAL NOTES - PLAN COMMISSION SET
- 00056 GENERAL NOTES - PLAN COMMISSION SET
- 00057 GENERAL NOTES - PLAN COMMISSION SET
- 00058 GENERAL NOTES - PLAN COMMISSION SET
- 00059 GENERAL NOTES - PLAN COMMISSION SET
- 00060 GENERAL NOTES - PLAN COMMISSION SET
- 00061 GENERAL NOTES - PLAN COMMISSION SET
- 00062 GENERAL NOTES - PLAN COMMISSION SET
- 00063 GENERAL NOTES - PLAN COMMISSION SET
- 00064 GENERAL NOTES - PLAN COMMISSION SET
- 00065 GENERAL NOTES - PLAN COMMISSION SET
- 00066 GENERAL NOTES - PLAN COMMISSION SET
- 00067 GENERAL NOTES - PLAN COMMISSION SET
- 00068 GENERAL NOTES - PLAN COMMISSION SET
- 00069 GENERAL NOTES - PLAN COMMISSION SET
- 00070 GENERAL NOTES - PLAN COMMISSION SET
- 00071 GENERAL NOTES - PLAN COMMISSION SET
- 00072 GENERAL NOTES - PLAN COMMISSION SET
- 00073 GENERAL NOTES - PLAN COMMISSION SET
- 00074 GENERAL NOTES - PLAN COMMISSION SET
- 00075 GENERAL NOTES - PLAN COMMISSION SET
- 00076 GENERAL NOTES - PLAN COMMISSION SET
- 00077 GENERAL NOTES - PLAN COMMISSION SET
- 00078 GENERAL NOTES - PLAN COMMISSION SET
- 00079 GENERAL NOTES - PLAN COMMISSION SET
- 00080 GENERAL NOTES - PLAN COMMISSION SET
- 00081 GENERAL NOTES - PLAN COMMISSION SET
- 00082 GENERAL NOTES - PLAN COMMISSION SET
- 00083 GENERAL NOTES - PLAN COMMISSION SET
- 00084 GENERAL NOTES - PLAN COMMISSION SET
- 00085 GENERAL NOTES - PLAN COMMISSION SET
- 00086 GENERAL NOTES - PLAN COMMISSION SET
- 00087 GENERAL NOTES - PLAN COMMISSION SET
- 00088 GENERAL NOTES - PLAN COMMISSION SET
- 00089 GENERAL NOTES - PLAN COMMISSION SET
- 00090 GENERAL NOTES - PLAN COMMISSION SET
- 00091 GENERAL NOTES - PLAN COMMISSION SET
- 00092 GENERAL NOTES - PLAN COMMISSION SET
- 00093 GENERAL NOTES - PLAN COMMISSION SET
- 00094 GENERAL NOTES - PLAN COMMISSION SET
- 00095 GENERAL NOTES - PLAN COMMISSION SET
- 00096 GENERAL NOTES - PLAN COMMISSION SET
- 00097 GENERAL NOTES - PLAN COMMISSION SET
- 00098 GENERAL NOTES - PLAN COMMISSION SET
- 00099 GENERAL NOTES - PLAN COMMISSION SET
- 00100 GENERAL NOTES - PLAN COMMISSION SET

	<p>State of Wisconsin Department of Administration Division of State Facilities</p>	<p>UNIVERSITY OF WISCONSIN - MADISON 601 WEST DAYTON, MADISON, WI 53715</p>
<p>UNIVERSITY OF WISCONSIN - MADISON ATHLETICS HOCKEY / SWIMMING FACILITY - KOHL CENTER</p>	<p>UNIVERSITY OF WISCONSIN - MADISON MADISON, WISCONSIN</p>	
<p>Sheet No. 00</p>	<p>Sheet Title COVER SHEET - PLAN COMMISSION SET</p>	
<p>Scale AS SHOWN</p>	<p>Project No. 089 IU</p>	
<p>Revision 09/22/2010</p>	<p>Drawn By PLAN COMM.</p>	
<p>Sheet No. 00</p>	<p>Project No. 00</p>	



Project No.	09810
Phase	95% PROGRESS
Date	09/17/2010
Cost	\$0.00

ATHLETICS HOCKEY / SWIMMING FACILITY - KOHL CENTER
 UNIVERSITY OF WISCONSIN - MADISON
 MADISON, WISCONSIN
 SITE PLAN

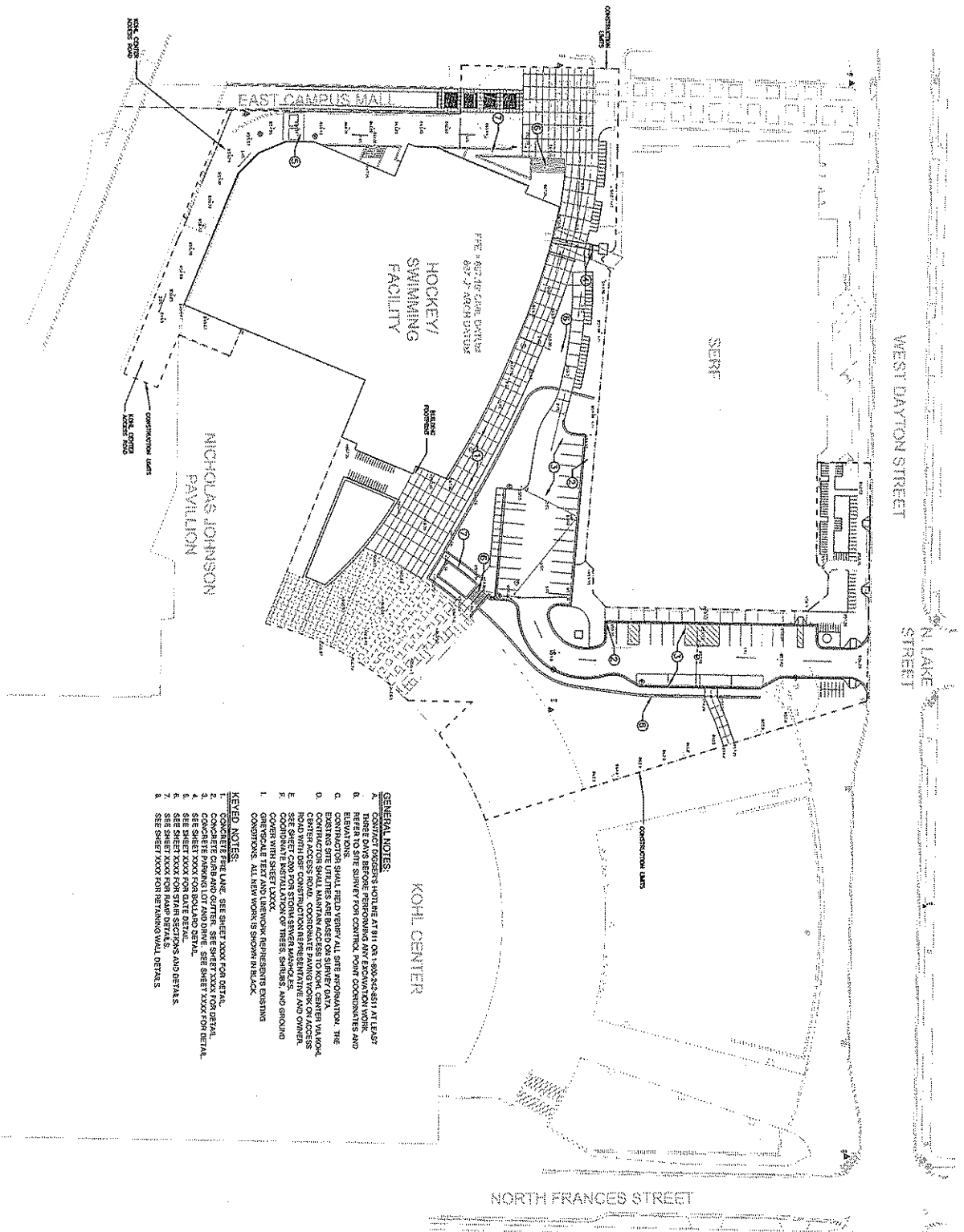


State of Wisconsin
 Department of Administration
 Division of State Facilities

UNIVERSITY OF WISCONSIN - MADISON
 601 WEST DAYTON, MADISON, WI 53715

95% PROGRESS SET
 SEPTEMBER 17, 2010
 NOT FOR CONSTRUCTION

Kaehler Slater
 ARCHITECTS
 100 WEST WASHINGTON AVENUE
 MADISON, WISCONSIN 53703
 TEL: 608.263.1234
 FAX: 608.263.1235
 WWW.KSARCHITECTS.COM



- GENERAL NOTES:**
- ALL UTILITIES SHOWN ARE AT 10% GRADE UNLESS NOTED OTHERWISE. AT LEAST THREE DAYS BEFORE PERFORMING ANY EXCAVATION WORK, REFER TO SITE SURVEY FOR CONTROL POINT COORDINATES AND ELEVATIONS.
 - REVISIONS SHALL BE DATED AND NUMBERED. ALL SEE NOTATIONS. THE EXISTING SITE UTILITIES ARE BASED ON SURVEY DATA.
 - CONTRACTOR SHALL MAINTAIN ACCESS TO KOHL CENTER VIA KOHL ROAD WHILE UNDER CONSTRUCTION. ALL EXISTING UTILITIES SHALL BE PROTECTED AND NOT TO BE MOVED OR DELETED UNLESS SHOWN OTHERWISE.
 - COORDINATE THE REMOVAL OF TREES, SHRUBS, AND GRASS AND GROUND CONDITIONS. ALL NEW WORK IS SHOWN IN BLACK.
- KEYED NOTES:**
- CONCRETE FLOOR SLAB - SEE SHEET XXXX FOR DETAIL.
 - CONCRETE CURB AND GUTTER - SEE SHEET XXXX FOR DETAIL.
 - CONCRETE PARKING LOT AND DRIVE - SEE SHEET XXXX FOR DETAIL.
 - SEE SHEET XXXX FOR GATE DETAIL.
 - SEE SHEET XXXX FOR SWAN SECTIONS AND DETAILS.
 - SEE SHEET XXXX FOR RAMP DETAILS.
 - SEE SHEET XXXX FOR RETAINING WALL DETAILS.

- LEGEND**
- S/S --- STORM SEWER
 - S/S --- SANITARY SEWER
 - G --- BURIED GAS MAIN
 - W --- BURIED WATER MAIN
 - F --- BURIED FIBER OPTIC
 - --- CONSTRUCTION LIMIT
 - --- CONTROL POINT



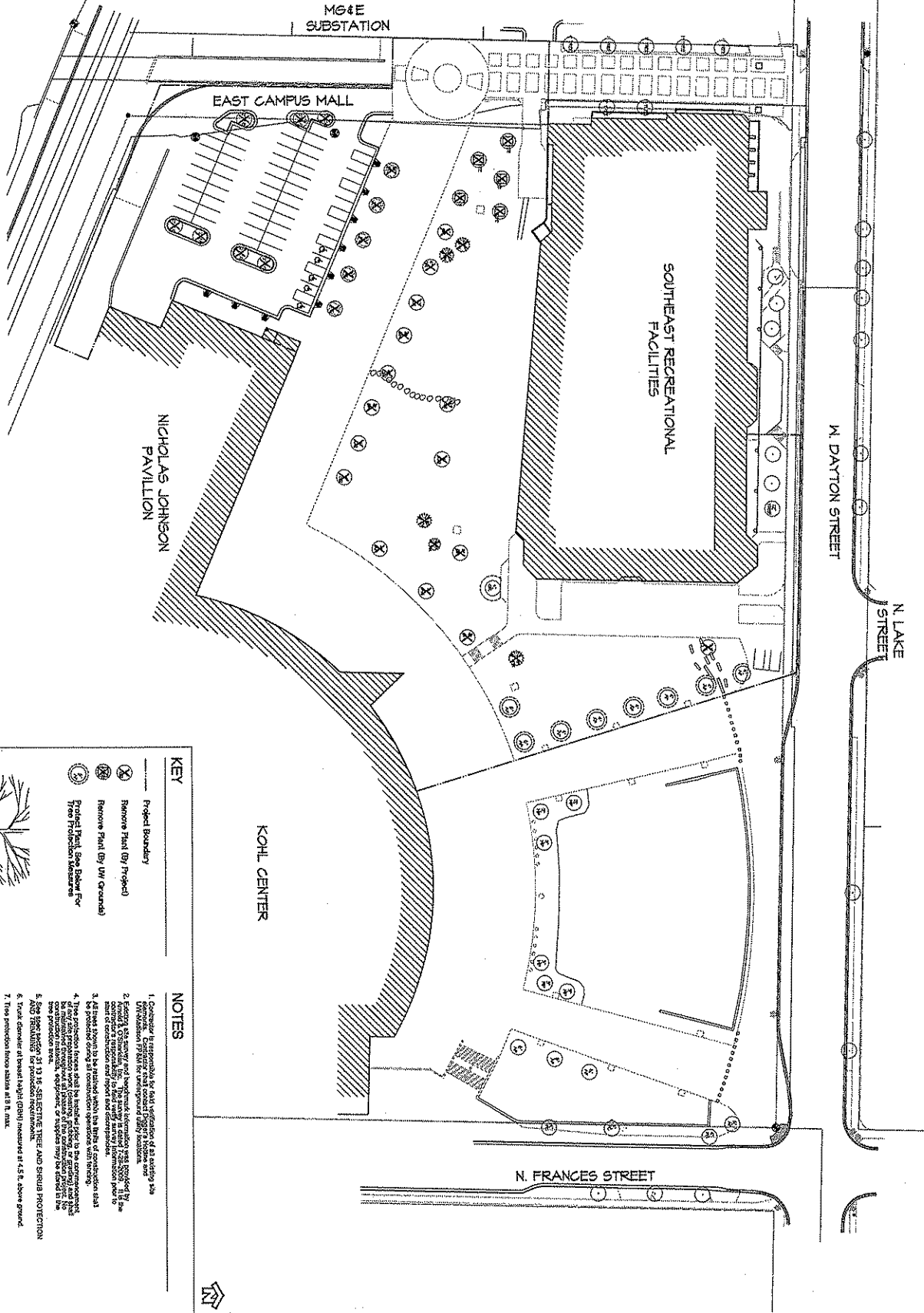
NO.	DATE	BY	DESCRIPTION
1	09/17/2010
2
3
4
5
6
7
8
9
10

ATHLETICS HOCKEY / SWIMMING FACILITY - KOHL CENTER
 UNIVERSITY OF WISCONSIN - MADISON
 MADISON, WISCONSIN
 SHEET NO. C300
 DATE: 09/17/2010
 STATUS: 95% PROGRESS

State of Wisconsin
 Department of Administration
 Division of State Facilities
 UNIVERSITY OF WISCONSIN - MADISON
 601 WEST DAYTON, MADISON, WI 53715

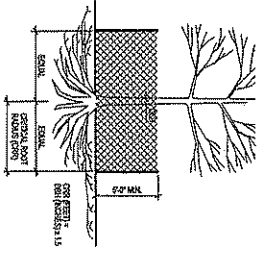
95% PROGRESS SET
SEPTEMBER 17, 2010
NOT FOR CONSTRUCTION

Kahler Slater
 315 EAST WASHINGTON STREET
 MADISON, WI 53703
 TEL: 608.263.1100
 FAX: 608.263.1101
 WWW.KAHLERSLATER.COM




KEY

- ⊗ Project Boundary
- ⊗ Remove Plant (By Tree)
- ⊗ Remove Plant (By UW Grounds)
- ⊗ Protect Plant, See Below For Tree Protection Measures



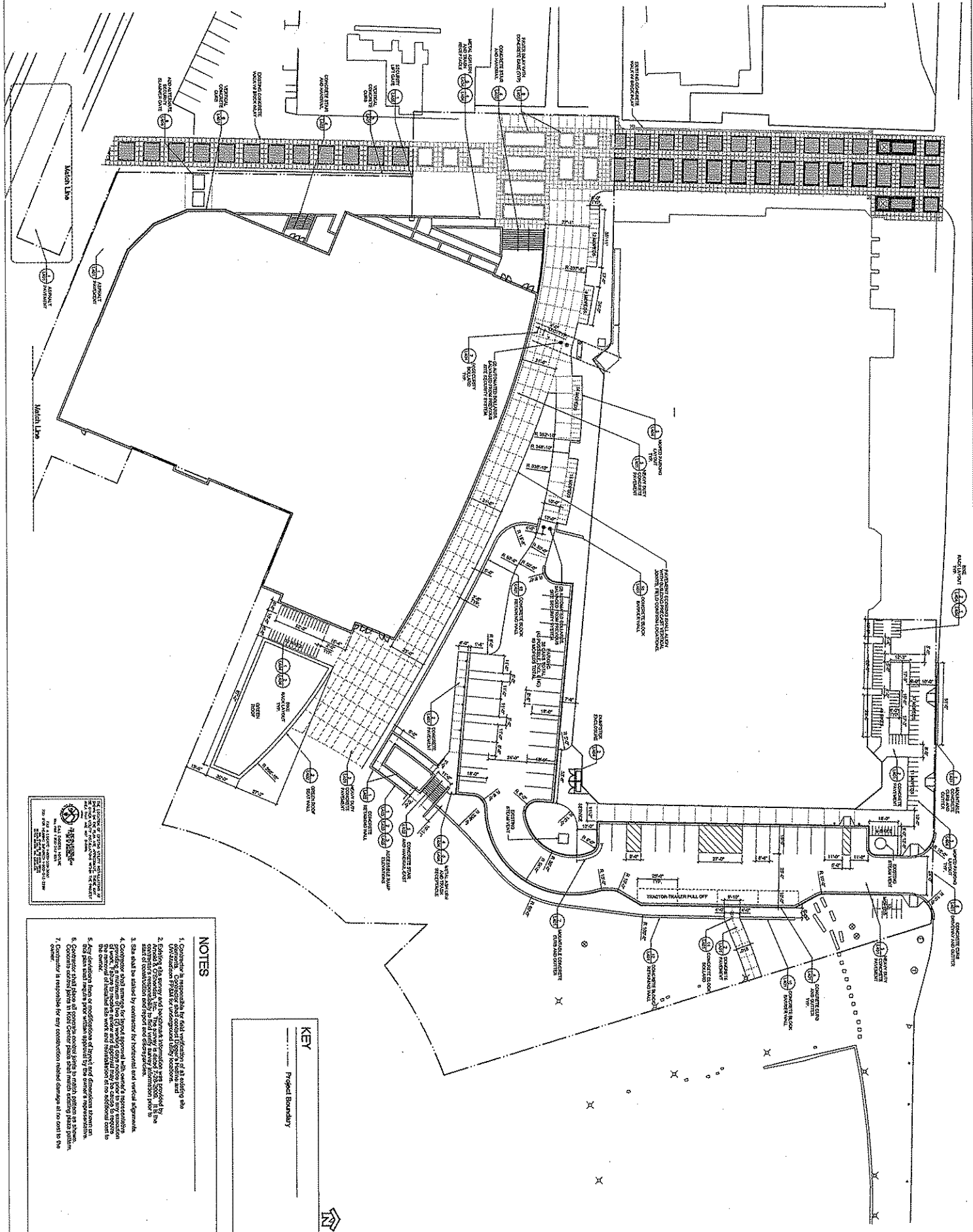
NOTES

1. Contractor is responsible for final verification of all existing site conditions.
2. Existing site survey and landscape information was provided by the University of Wisconsin - Madison. The contractor is responsible for the accuracy of the information provided.
3. The contractor shall verify the location and status of all trees to be protected and report and document.
4. The protection fences shall be installed prior to the commencement of any construction activity. The contractor shall be responsible for the maintenance of the fences and for the removal of any debris from the site.
5. See sheet section 31.13.05 - SELECTIVE TREE AND SHRUB PROTECTION AND REMOVAL for protection requirements.
6. Trunk diameter at breast height (DBH) measured at 4.5 ft. above ground.
7. Tree protection fence stakes at 5 ft. max.




Project Title: ATHLETICS HOCKEY/SWIMMING FACILITY - KOHL CENTER		State of Wisconsin Department of Administration Division of State Facilities	95% PROGRESS SET SEPTEMBER 17, 2010 NOT FOR CONSTRUCTION	Kahler Slater ARCHITECTS 1000 UNIVERSITY AVENUE MADISON, WI 53706
Project Location: UNIVERSITY OF WISCONSIN - MADISON MADISON, WISCONSIN				
Scale: 1" = 10'	Sheet: L101	Approved: UNIVERSITY OF WISCONSIN - MADISON 601 WEST DAYTON, MADISON, WI 53715		

8



- NOTES**
1. Contractor responsible for field verification of all utility and easement locations. Contractor shall conduct utility location and verification prior to construction.
 2. Utility locations shown on this plan are based on records and field verification. Contractor shall verify utility locations prior to construction.
 3. Site shall be staked by contractor for horizontal and vertical alignment.
 4. Contractor shall arrange for ground approval with owner's representative. Ground approval shall be obtained prior to any construction.
 5. Any deviations from or modifications of ground conditions shown on this plan shall require prior written approval by the owner's representative.
 6. Contractor shall provide all necessary permits to construct and maintain.
 7. Contractor is responsible for any construction related damage to or easement to the owner.



Project Title	ATHLETICS HOCKEY/SWIMMING FACILITY - KOHL CENTER
Project Location	UNIVERSITY OF WISCONSIN - MADISON MADISON, WISCONSIN
Site Layout Plan	
Scale	1" = 30'
Date	09/17/2010
Sheet	L201

State of Wisconsin
Department of Administration
Division of State Facilities

UNIVERSITY OF WISCONSIN - MADISON
601 WEST DAYTON, MADISON, WI 53715

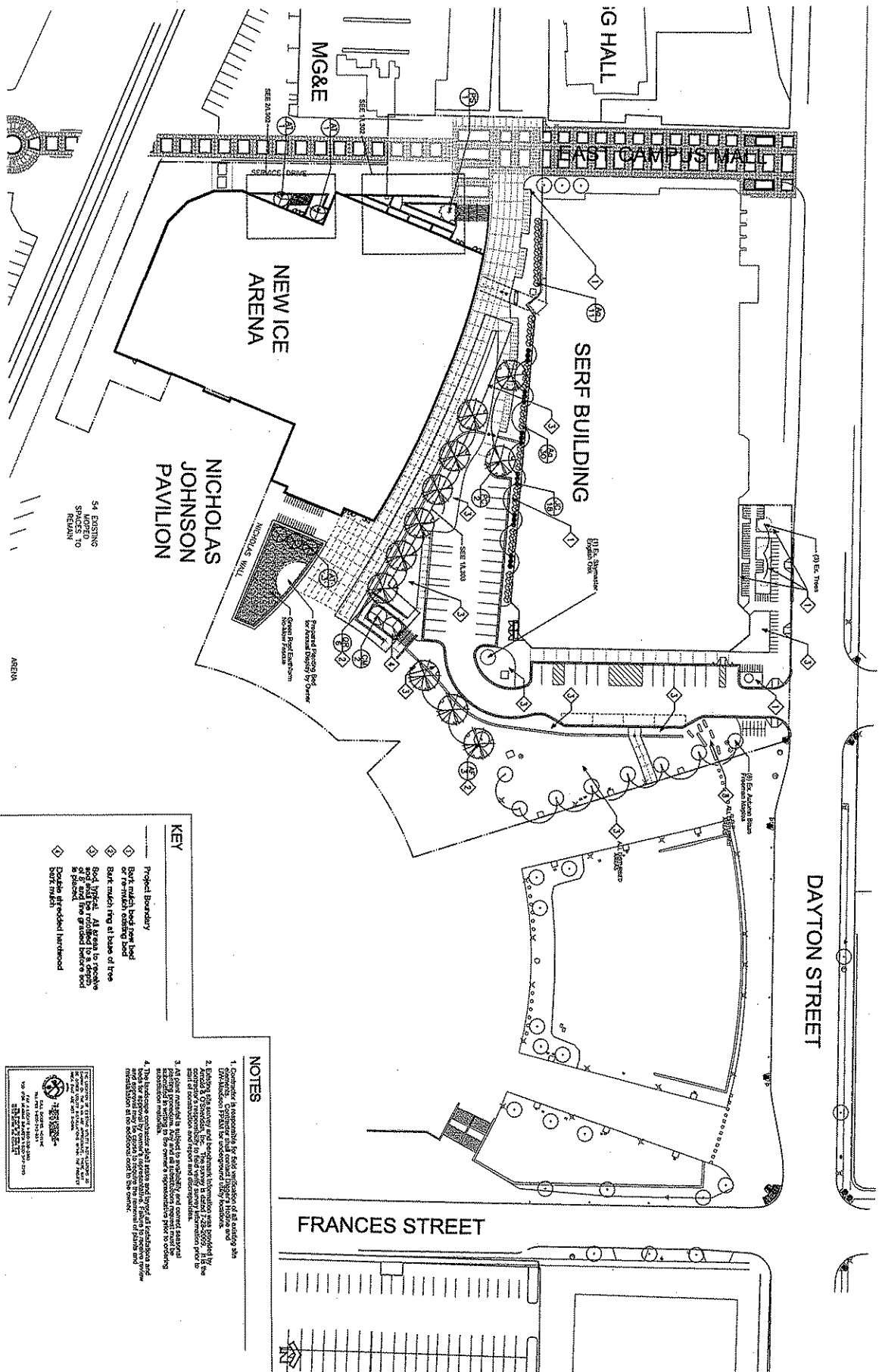


95% PROGRESS SET
SEPTEMBER 17, 2010
NOT FOR CONSTRUCTION

Kahler Slater
ARCHITECTS

100 WEST WASHINGTON
MADISON, WISCONSIN 53703
TEL: 608.263.1234
WWW.KAHLERSLATER.COM

8




DAYTON STREET

FRANCES STREET

KEY

- ◆ Project Boundary
- ◆ DVT match lines per final DVT
- ◆ Bark match ring at base of tree
- ◆ Solid triangle at base of tree
- ◆ Solid triangle at base of tree with 'E' and 'T' and tree graded before soil is placed
- ◆ Double line hatched hardwood

- NOTES**
1. Contractor is responsible for field verification of all existing site conditions. Contact the architect immediately if there are any discrepancies.
 2. Existing site survey and benchmarks information was provided by [unreadable]. The survey is dated 7/23/2009. All the data of construction and report and distribution.
 3. All plant material is subject to availability, and contract material is subject to the owner's specifications. Prior to ordering, the contractor shall verify availability of all plants and shall be approved by owner's representative. Failure to receive owner's approval shall be at the contractor's risk. All plants shall be delivered to the site in good condition.
 4. The landscape contractor shall select and furnish all specimens and plants for approval by owner's representative. Failure to receive owner's approval shall be at the contractor's risk.

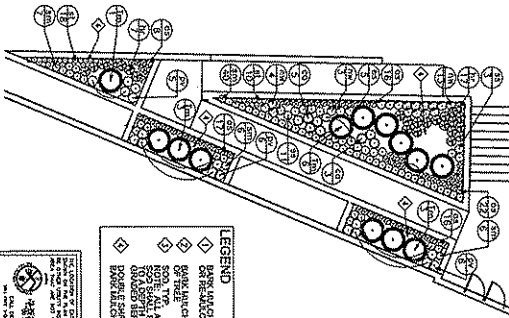


Item	Quantity	Plant Name	Plant Code	Notes
1	1	DOGWOOD	102	PLANTING
2	1	DOGWOOD	102	PLANTING
3	1	DOGWOOD	102	PLANTING
4	1	DOGWOOD	102	PLANTING
5	1	DOGWOOD	102	PLANTING
6	1	DOGWOOD	102	PLANTING
7	1	DOGWOOD	102	PLANTING
8	1	DOGWOOD	102	PLANTING
9	1	DOGWOOD	102	PLANTING
10	1	DOGWOOD	102	PLANTING

<p>Project Title: ATHLETICS HOCKEY/SWIMMING FACILITY - KOHL CENTER</p> <p>Project Location: UNIVERSITY OF WISCONSIN - MADISON MADISON, WISCONSIN</p> <p>Sheet Title: SITE PLANTING PLAN</p>	<p>State of Wisconsin Department of Administration Division of State Facilities</p> <p>UNIVERSITY OF WISCONSIN - MADISON 601 WEST DAYTON, MADISON, WI 53715</p>	<p>95% PROGRESS SET SEPTEMBER 17, 2010 NOT FOR CONSTRUCTION</p>	<p>Kahmer Slater Registered Professional Landscape Architect No. 2425 Professional Seal No. 2425</p>
--	---	--	---

2

Plant No.	Quantity	Size	Remarks
1	1	18"	SPRING DAHLIA
2	1	18"	SPRING DAHLIA
3	1	18"	SPRING DAHLIA
4	1	18"	SPRING DAHLIA
5	1	18"	SPRING DAHLIA
6	1	18"	SPRING DAHLIA
7	1	18"	SPRING DAHLIA
8	1	18"	SPRING DAHLIA
9	1	18"	SPRING DAHLIA
10	1	18"	SPRING DAHLIA
11	1	18"	SPRING DAHLIA
12	1	18"	SPRING DAHLIA
13	1	18"	SPRING DAHLIA
14	1	18"	SPRING DAHLIA
15	1	18"	SPRING DAHLIA
16	1	18"	SPRING DAHLIA
17	1	18"	SPRING DAHLIA
18	1	18"	SPRING DAHLIA
19	1	18"	SPRING DAHLIA
20	1	18"	SPRING DAHLIA
21	1	18"	SPRING DAHLIA
22	1	18"	SPRING DAHLIA
23	1	18"	SPRING DAHLIA
24	1	18"	SPRING DAHLIA
25	1	18"	SPRING DAHLIA
26	1	18"	SPRING DAHLIA
27	1	18"	SPRING DAHLIA
28	1	18"	SPRING DAHLIA
29	1	18"	SPRING DAHLIA
30	1	18"	SPRING DAHLIA
31	1	18"	SPRING DAHLIA
32	1	18"	SPRING DAHLIA
33	1	18"	SPRING DAHLIA
34	1	18"	SPRING DAHLIA
35	1	18"	SPRING DAHLIA
36	1	18"	SPRING DAHLIA
37	1	18"	SPRING DAHLIA
38	1	18"	SPRING DAHLIA
39	1	18"	SPRING DAHLIA
40	1	18"	SPRING DAHLIA
41	1	18"	SPRING DAHLIA
42	1	18"	SPRING DAHLIA
43	1	18"	SPRING DAHLIA
44	1	18"	SPRING DAHLIA
45	1	18"	SPRING DAHLIA
46	1	18"	SPRING DAHLIA
47	1	18"	SPRING DAHLIA
48	1	18"	SPRING DAHLIA
49	1	18"	SPRING DAHLIA
50	1	18"	SPRING DAHLIA

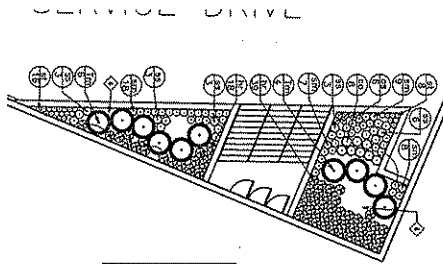


LEGEND

- ◇ BARK MULCH (WOOD CHIP) 2" - 4"
- ◇ BARK MULCH (WOOD CHIP) 4" - 6"
- ◇ BARK MULCH (WOOD CHIP) 6" - 8"
- ◇ BARK MULCH (WOOD CHIP) 8" - 10"
- ◇ BARK MULCH (WOOD CHIP) 10" - 12"
- ◇ BARK MULCH (WOOD CHIP) 12" - 14"
- ◇ BARK MULCH (WOOD CHIP) 14" - 16"
- ◇ BARK MULCH (WOOD CHIP) 16" - 18"
- ◇ BARK MULCH (WOOD CHIP) 18" - 20"
- ◇ BARK MULCH (WOOD CHIP) 20" - 24"
- ◇ BARK MULCH (WOOD CHIP) 24" - 30"
- ◇ BARK MULCH (WOOD CHIP) 30" - 36"
- ◇ BARK MULCH (WOOD CHIP) 36" - 42"
- ◇ BARK MULCH (WOOD CHIP) 42" - 48"
- ◇ BARK MULCH (WOOD CHIP) 48" - 54"
- ◇ BARK MULCH (WOOD CHIP) 54" - 60"
- ◇ BARK MULCH (WOOD CHIP) 60" - 72"
- ◇ BARK MULCH (WOOD CHIP) 72" - 84"
- ◇ BARK MULCH (WOOD CHIP) 84" - 96"
- ◇ BARK MULCH (WOOD CHIP) 96" - 108"
- ◇ BARK MULCH (WOOD CHIP) 108" - 120"
- ◇ BARK MULCH (WOOD CHIP) 120" - 144"
- ◇ BARK MULCH (WOOD CHIP) 144" - 168"
- ◇ BARK MULCH (WOOD CHIP) 168" - 192"
- ◇ BARK MULCH (WOOD CHIP) 192" - 216"
- ◇ BARK MULCH (WOOD CHIP) 216" - 240"
- ◇ BARK MULCH (WOOD CHIP) 240" - 264"
- ◇ BARK MULCH (WOOD CHIP) 264" - 288"
- ◇ BARK MULCH (WOOD CHIP) 288" - 312"
- ◇ BARK MULCH (WOOD CHIP) 312" - 336"
- ◇ BARK MULCH (WOOD CHIP) 336" - 360"
- ◇ BARK MULCH (WOOD CHIP) 360" - 384"
- ◇ BARK MULCH (WOOD CHIP) 384" - 408"
- ◇ BARK MULCH (WOOD CHIP) 408" - 432"
- ◇ BARK MULCH (WOOD CHIP) 432" - 456"
- ◇ BARK MULCH (WOOD CHIP) 456" - 480"
- ◇ BARK MULCH (WOOD CHIP) 480" - 504"
- ◇ BARK MULCH (WOOD CHIP) 504" - 528"
- ◇ BARK MULCH (WOOD CHIP) 528" - 552"
- ◇ BARK MULCH (WOOD CHIP) 552" - 576"
- ◇ BARK MULCH (WOOD CHIP) 576" - 600"
- ◇ BARK MULCH (WOOD CHIP) 600" - 624"
- ◇ BARK MULCH (WOOD CHIP) 624" - 648"
- ◇ BARK MULCH (WOOD CHIP) 648" - 672"
- ◇ BARK MULCH (WOOD CHIP) 672" - 696"
- ◇ BARK MULCH (WOOD CHIP) 696" - 720"
- ◇ BARK MULCH (WOOD CHIP) 720" - 744"
- ◇ BARK MULCH (WOOD CHIP) 744" - 768"
- ◇ BARK MULCH (WOOD CHIP) 768" - 792"
- ◇ BARK MULCH (WOOD CHIP) 792" - 816"
- ◇ BARK MULCH (WOOD CHIP) 816" - 840"
- ◇ BARK MULCH (WOOD CHIP) 840" - 864"
- ◇ BARK MULCH (WOOD CHIP) 864" - 888"
- ◇ BARK MULCH (WOOD CHIP) 888" - 912"
- ◇ BARK MULCH (WOOD CHIP) 912" - 936"
- ◇ BARK MULCH (WOOD CHIP) 936" - 960"
- ◇ BARK MULCH (WOOD CHIP) 960" - 984"
- ◇ BARK MULCH (WOOD CHIP) 984" - 1008"

1 DETAILED PLANTING PLAN - WEST ENTRY
SCALE 1/8" = 1'-0"

Plant No.	Quantity	Size	Remarks
1	1	18"	SPRING DAHLIA
2	1	18"	SPRING DAHLIA
3	1	18"	SPRING DAHLIA
4	1	18"	SPRING DAHLIA
5	1	18"	SPRING DAHLIA
6	1	18"	SPRING DAHLIA
7	1	18"	SPRING DAHLIA
8	1	18"	SPRING DAHLIA
9	1	18"	SPRING DAHLIA
10	1	18"	SPRING DAHLIA
11	1	18"	SPRING DAHLIA
12	1	18"	SPRING DAHLIA
13	1	18"	SPRING DAHLIA
14	1	18"	SPRING DAHLIA
15	1	18"	SPRING DAHLIA
16	1	18"	SPRING DAHLIA
17	1	18"	SPRING DAHLIA
18	1	18"	SPRING DAHLIA
19	1	18"	SPRING DAHLIA
20	1	18"	SPRING DAHLIA
21	1	18"	SPRING DAHLIA
22	1	18"	SPRING DAHLIA
23	1	18"	SPRING DAHLIA
24	1	18"	SPRING DAHLIA
25	1	18"	SPRING DAHLIA
26	1	18"	SPRING DAHLIA
27	1	18"	SPRING DAHLIA
28	1	18"	SPRING DAHLIA
29	1	18"	SPRING DAHLIA
30	1	18"	SPRING DAHLIA
31	1	18"	SPRING DAHLIA
32	1	18"	SPRING DAHLIA
33	1	18"	SPRING DAHLIA
34	1	18"	SPRING DAHLIA
35	1	18"	SPRING DAHLIA
36	1	18"	SPRING DAHLIA
37	1	18"	SPRING DAHLIA
38	1	18"	SPRING DAHLIA
39	1	18"	SPRING DAHLIA
40	1	18"	SPRING DAHLIA
41	1	18"	SPRING DAHLIA
42	1	18"	SPRING DAHLIA
43	1	18"	SPRING DAHLIA
44	1	18"	SPRING DAHLIA
45	1	18"	SPRING DAHLIA
46	1	18"	SPRING DAHLIA
47	1	18"	SPRING DAHLIA
48	1	18"	SPRING DAHLIA
49	1	18"	SPRING DAHLIA
50	1	18"	SPRING DAHLIA

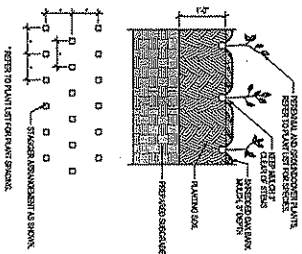


LEGEND

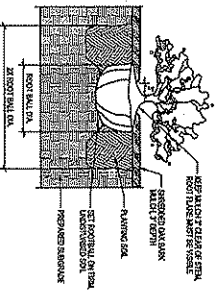
- ◇ BARK MULCH (WOOD CHIP) 2" - 4"
- ◇ BARK MULCH (WOOD CHIP) 4" - 6"
- ◇ BARK MULCH (WOOD CHIP) 6" - 8"
- ◇ BARK MULCH (WOOD CHIP) 8" - 10"
- ◇ BARK MULCH (WOOD CHIP) 10" - 12"
- ◇ BARK MULCH (WOOD CHIP) 12" - 14"
- ◇ BARK MULCH (WOOD CHIP) 14" - 16"
- ◇ BARK MULCH (WOOD CHIP) 16" - 18"
- ◇ BARK MULCH (WOOD CHIP) 18" - 20"
- ◇ BARK MULCH (WOOD CHIP) 20" - 24"
- ◇ BARK MULCH (WOOD CHIP) 24" - 30"
- ◇ BARK MULCH (WOOD CHIP) 30" - 36"
- ◇ BARK MULCH (WOOD CHIP) 36" - 42"
- ◇ BARK MULCH (WOOD CHIP) 42" - 48"
- ◇ BARK MULCH (WOOD CHIP) 48" - 54"
- ◇ BARK MULCH (WOOD CHIP) 54" - 60"
- ◇ BARK MULCH (WOOD CHIP) 60" - 72"
- ◇ BARK MULCH (WOOD CHIP) 72" - 84"
- ◇ BARK MULCH (WOOD CHIP) 84" - 96"
- ◇ BARK MULCH (WOOD CHIP) 96" - 108"
- ◇ BARK MULCH (WOOD CHIP) 108" - 120"
- ◇ BARK MULCH (WOOD CHIP) 120" - 144"
- ◇ BARK MULCH (WOOD CHIP) 144" - 168"
- ◇ BARK MULCH (WOOD CHIP) 168" - 192"
- ◇ BARK MULCH (WOOD CHIP) 192" - 216"
- ◇ BARK MULCH (WOOD CHIP) 216" - 240"
- ◇ BARK MULCH (WOOD CHIP) 240" - 264"
- ◇ BARK MULCH (WOOD CHIP) 264" - 288"
- ◇ BARK MULCH (WOOD CHIP) 288" - 312"
- ◇ BARK MULCH (WOOD CHIP) 312" - 336"
- ◇ BARK MULCH (WOOD CHIP) 336" - 360"
- ◇ BARK MULCH (WOOD CHIP) 360" - 384"
- ◇ BARK MULCH (WOOD CHIP) 384" - 408"
- ◇ BARK MULCH (WOOD CHIP) 408" - 432"
- ◇ BARK MULCH (WOOD CHIP) 432" - 456"
- ◇ BARK MULCH (WOOD CHIP) 456" - 480"
- ◇ BARK MULCH (WOOD CHIP) 480" - 504"
- ◇ BARK MULCH (WOOD CHIP) 504" - 528"
- ◇ BARK MULCH (WOOD CHIP) 528" - 552"
- ◇ BARK MULCH (WOOD CHIP) 552" - 576"
- ◇ BARK MULCH (WOOD CHIP) 576" - 600"
- ◇ BARK MULCH (WOOD CHIP) 600" - 624"
- ◇ BARK MULCH (WOOD CHIP) 624" - 648"
- ◇ BARK MULCH (WOOD CHIP) 648" - 672"
- ◇ BARK MULCH (WOOD CHIP) 672" - 696"
- ◇ BARK MULCH (WOOD CHIP) 696" - 720"
- ◇ BARK MULCH (WOOD CHIP) 720" - 744"
- ◇ BARK MULCH (WOOD CHIP) 744" - 768"
- ◇ BARK MULCH (WOOD CHIP) 768" - 792"
- ◇ BARK MULCH (WOOD CHIP) 792" - 816"
- ◇ BARK MULCH (WOOD CHIP) 816" - 840"
- ◇ BARK MULCH (WOOD CHIP) 840" - 864"
- ◇ BARK MULCH (WOOD CHIP) 864" - 888"
- ◇ BARK MULCH (WOOD CHIP) 888" - 912"
- ◇ BARK MULCH (WOOD CHIP) 912" - 936"
- ◇ BARK MULCH (WOOD CHIP) 936" - 960"
- ◇ BARK MULCH (WOOD CHIP) 960" - 984"
- ◇ BARK MULCH (WOOD CHIP) 984" - 1008"

2 DETAILED PLANTING PLAN - WEST ENTRY
SCALE 1/8" = 1'-0"

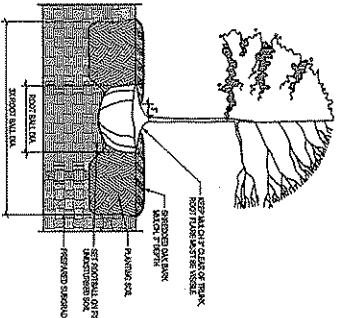
6 PERENNIAL PLANTING DETAIL
SCALE N.T.S.

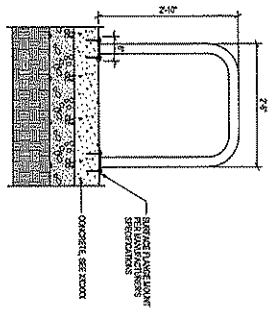


5 SHRUB PLANTING DETAIL
SCALE N.T.S.

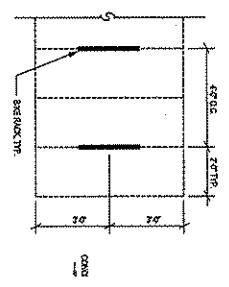


3 TREE PLANTING DETAIL
SCALE N.T.S.

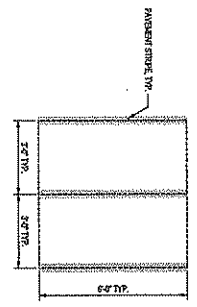




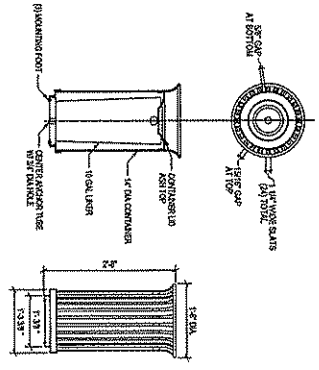
1 BIKE RACK
L404
SCALE: 1" = 1'-0"



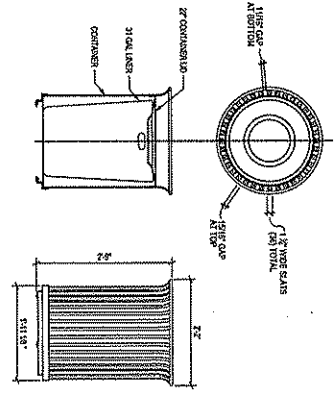
2 BIKE PARKING LAYOUT
L404
SCALE: 3/4" = 1'-0"



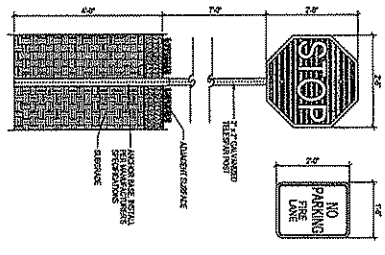
3 MOPED PARKING LAYOUT
L404
SCALE: 3/4" = 1'-0"



4 METAL ASH URN
L404
SCALE: 1" = 1'-0"

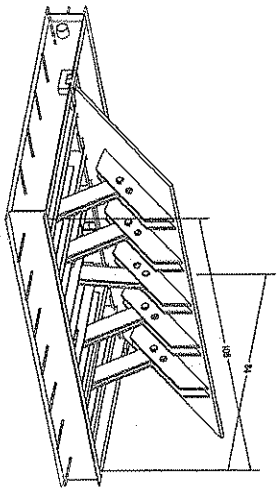


5 METAL TRASH RECEPTACLE
L404
SCALE: 1" = 1'-0"

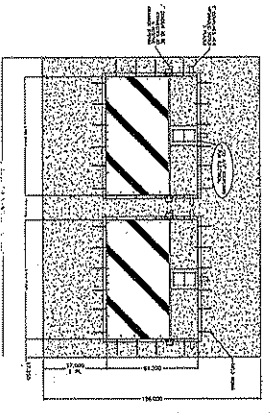


6 POLE MOUNTED SIGN
L404
SCALE: 3/4" = 1'-0"

IN PROGRESS

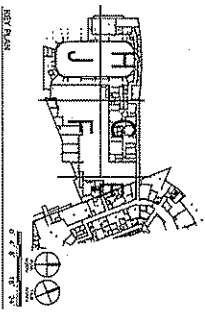
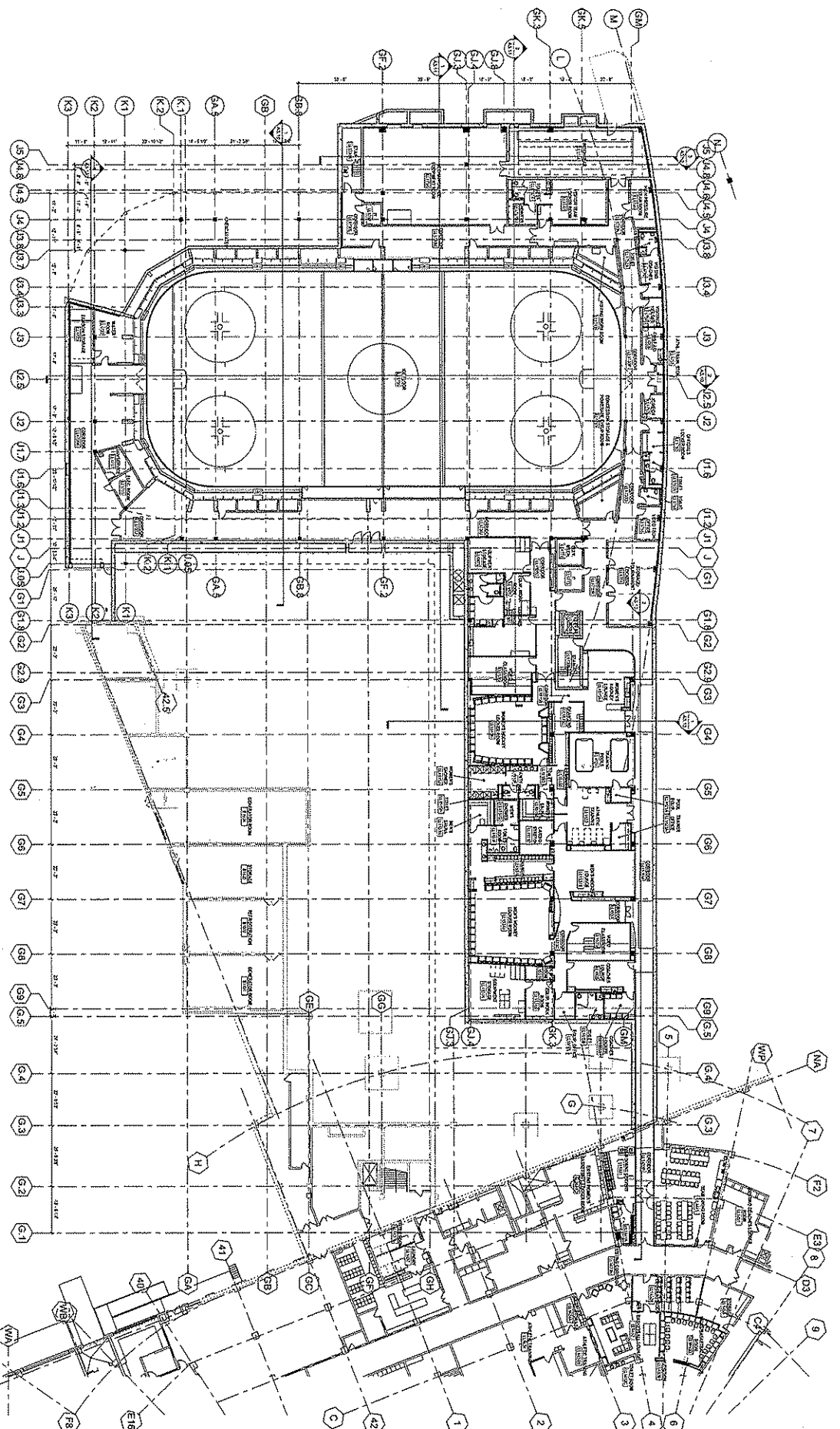


8 SECURITY SLAMMER GATE
L404
BASIS OF DESIGN: BBB ARMOR MODEL 820



SCALE: 1" = 1'-0"

0 - SPECIAL CONNECTION



Project Name	ATHLETICS HOCKEY / SWIMMING FACILITY - KOHL CENTER
Client	UNIVERSITY OF WISCONSIN - MADISON
Location	MADISON, WISCONSIN
Scale	AS SHOWN
Revision	AT-11L

State of Wisconsin
 Department of Administration
 Division of State Facilities

UNIVERSITY OF WISCONSIN - MADISON
 601 WEST DANTON, MADISON, WI 53715

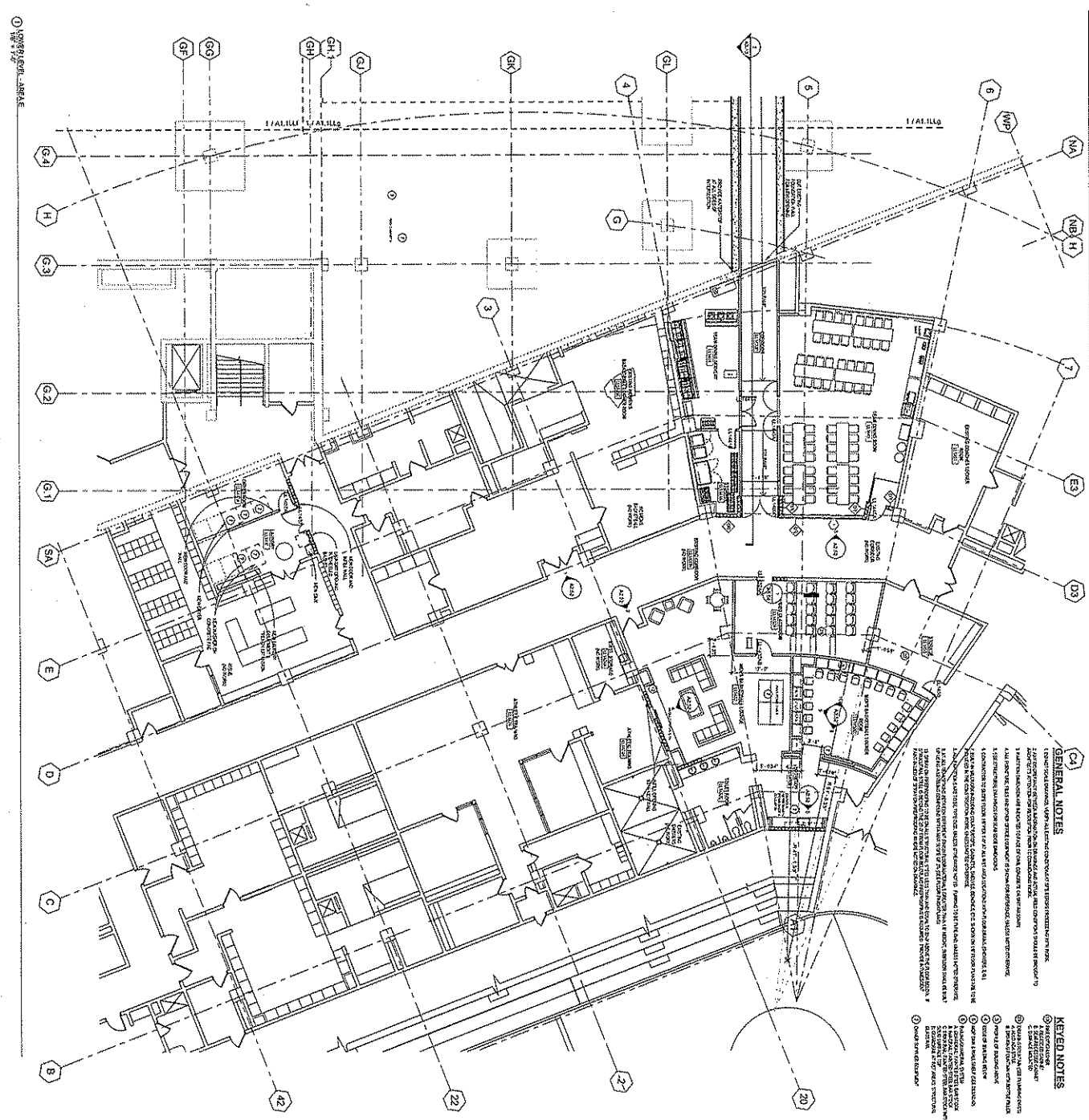


State of Wisconsin
 Department of Administration
 Division of State Facilities

95% PROGRESS SET
 SEPTEMBER 17, 2010
 NOT FOR CONSTRUCTION

Kahler Slater
 ARCHITECTS

8

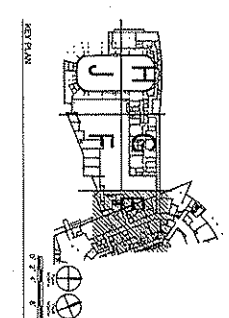



GENERAL NOTES

1. REFER TO GENERAL NOTES FOR THE PROJECT.
2. ALL DIMENSIONS ARE IN FEET AND INCHES.
3. ALL WORK SHALL BE IN ACCORDANCE WITH THE UNIVERSITY OF WISCONSIN - MADISON STANDARDS.
4. THE CONTRACTOR SHALL BE RESPONSIBLE FOR OBTAINING ALL NECESSARY PERMITS.
5. THE CONTRACTOR SHALL MAINTAIN ACCESS TO ALL EXISTING UTILITIES.
6. THE CONTRACTOR SHALL PROTECT ALL EXISTING STRUCTURE.
7. THE CONTRACTOR SHALL MAINTAIN ALL EXISTING FINISHES.
8. THE CONTRACTOR SHALL MAINTAIN ALL EXISTING MECHANICAL SYSTEMS.
9. THE CONTRACTOR SHALL MAINTAIN ALL EXISTING ELECTRICAL SYSTEMS.
10. THE CONTRACTOR SHALL MAINTAIN ALL EXISTING PLUMBING SYSTEMS.
11. THE CONTRACTOR SHALL MAINTAIN ALL EXISTING FIRE PROTECTION SYSTEMS.
12. THE CONTRACTOR SHALL MAINTAIN ALL EXISTING SECURITY SYSTEMS.
13. THE CONTRACTOR SHALL MAINTAIN ALL EXISTING ACCESSIBILITY FEATURES.
14. THE CONTRACTOR SHALL MAINTAIN ALL EXISTING SIGNAGE.
15. THE CONTRACTOR SHALL MAINTAIN ALL EXISTING LANDSCAPE.
16. THE CONTRACTOR SHALL MAINTAIN ALL EXISTING TREES.
17. THE CONTRACTOR SHALL MAINTAIN ALL EXISTING PARKING SPACES.
18. THE CONTRACTOR SHALL MAINTAIN ALL EXISTING DRIVEWAYS.
19. THE CONTRACTOR SHALL MAINTAIN ALL EXISTING SIDEWALKS.
20. THE CONTRACTOR SHALL MAINTAIN ALL EXISTING CURBS.
21. THE CONTRACTOR SHALL MAINTAIN ALL EXISTING LIGHT FIXTURES.
22. THE CONTRACTOR SHALL MAINTAIN ALL EXISTING VENTILATION SYSTEMS.
23. THE CONTRACTOR SHALL MAINTAIN ALL EXISTING HEATING SYSTEMS.
24. THE CONTRACTOR SHALL MAINTAIN ALL EXISTING COOLING SYSTEMS.
25. THE CONTRACTOR SHALL MAINTAIN ALL EXISTING INSULATION.
26. THE CONTRACTOR SHALL MAINTAIN ALL EXISTING ROOFING.
27. THE CONTRACTOR SHALL MAINTAIN ALL EXISTING EXTERIOR WALLS.
28. THE CONTRACTOR SHALL MAINTAIN ALL EXISTING FOUNDATIONS.
29. THE CONTRACTOR SHALL MAINTAIN ALL EXISTING GEOTECHNICAL CONDITIONS.
30. THE CONTRACTOR SHALL MAINTAIN ALL EXISTING SOIL CONDITIONS.
31. THE CONTRACTOR SHALL MAINTAIN ALL EXISTING WATER TABLES.
32. THE CONTRACTOR SHALL MAINTAIN ALL EXISTING SEWER LINES.
33. THE CONTRACTOR SHALL MAINTAIN ALL EXISTING SANITARY LINES.
34. THE CONTRACTOR SHALL MAINTAIN ALL EXISTING GAS LINES.
35. THE CONTRACTOR SHALL MAINTAIN ALL EXISTING FUEL LINES.
36. THE CONTRACTOR SHALL MAINTAIN ALL EXISTING TELEPHONE LINES.
37. THE CONTRACTOR SHALL MAINTAIN ALL EXISTING CABLE LINES.
38. THE CONTRACTOR SHALL MAINTAIN ALL EXISTING DATA LINES.
39. THE CONTRACTOR SHALL MAINTAIN ALL EXISTING FIBER OPTIC LINES.
40. THE CONTRACTOR SHALL MAINTAIN ALL EXISTING RADIATION DETECTORS.
41. THE CONTRACTOR SHALL MAINTAIN ALL EXISTING AIR QUALITY MONITORS.
42. THE CONTRACTOR SHALL MAINTAIN ALL EXISTING VIBRATION MONITORS.
43. THE CONTRACTOR SHALL MAINTAIN ALL EXISTING NOISE MONITORS.
44. THE CONTRACTOR SHALL MAINTAIN ALL EXISTING LIGHTNING PROTECTION SYSTEMS.
45. THE CONTRACTOR SHALL MAINTAIN ALL EXISTING SURGE PROTECTION DEVICES.
46. THE CONTRACTOR SHALL MAINTAIN ALL EXISTING EARTH BONDING SYSTEMS.
47. THE CONTRACTOR SHALL MAINTAIN ALL EXISTING GROUNDING SYSTEMS.
48. THE CONTRACTOR SHALL MAINTAIN ALL EXISTING PEST CONTROL SYSTEMS.
49. THE CONTRACTOR SHALL MAINTAIN ALL EXISTING FIRE ALARMS.
50. THE CONTRACTOR SHALL MAINTAIN ALL EXISTING SMOKE DETECTORS.
51. THE CONTRACTOR SHALL MAINTAIN ALL EXISTING CARBON MONOXIDE DETECTORS.
52. THE CONTRACTOR SHALL MAINTAIN ALL EXISTING SECURITY CAMERAS.
53. THE CONTRACTOR SHALL MAINTAIN ALL EXISTING ACCESS CONTROL SYSTEMS.
54. THE CONTRACTOR SHALL MAINTAIN ALL EXISTING TIME AND ATTENDANCE SYSTEMS.
55. THE CONTRACTOR SHALL MAINTAIN ALL EXISTING PAYROLL SYSTEMS.
56. THE CONTRACTOR SHALL MAINTAIN ALL EXISTING ACCOUNTING SYSTEMS.
57. THE CONTRACTOR SHALL MAINTAIN ALL EXISTING HR SYSTEMS.
58. THE CONTRACTOR SHALL MAINTAIN ALL EXISTING LEGAL SYSTEMS.
59. THE CONTRACTOR SHALL MAINTAIN ALL EXISTING FINANCIAL SYSTEMS.
60. THE CONTRACTOR SHALL MAINTAIN ALL EXISTING OPERATIONAL SYSTEMS.
61. THE CONTRACTOR SHALL MAINTAIN ALL EXISTING SUPPORT SYSTEMS.
62. THE CONTRACTOR SHALL MAINTAIN ALL EXISTING INFRASTRUCTURE SYSTEMS.
63. THE CONTRACTOR SHALL MAINTAIN ALL EXISTING UTILITIES SYSTEMS.
64. THE CONTRACTOR SHALL MAINTAIN ALL EXISTING TRANSPORTATION SYSTEMS.
65. THE CONTRACTOR SHALL MAINTAIN ALL EXISTING COMMUNICATIONS SYSTEMS.
66. THE CONTRACTOR SHALL MAINTAIN ALL EXISTING INFORMATION SYSTEMS.
67. THE CONTRACTOR SHALL MAINTAIN ALL EXISTING RESEARCH SYSTEMS.
68. THE CONTRACTOR SHALL MAINTAIN ALL EXISTING TEACHING SYSTEMS.
69. THE CONTRACTOR SHALL MAINTAIN ALL EXISTING LEARNING SYSTEMS.
70. THE CONTRACTOR SHALL MAINTAIN ALL EXISTING STUDENT SYSTEMS.
71. THE CONTRACTOR SHALL MAINTAIN ALL EXISTING FACULTY SYSTEMS.
72. THE CONTRACTOR SHALL MAINTAIN ALL EXISTING STAFF SYSTEMS.
73. THE CONTRACTOR SHALL MAINTAIN ALL EXISTING ADMINISTRATIVE SYSTEMS.
74. THE CONTRACTOR SHALL MAINTAIN ALL EXISTING SUPPORT SERVICES SYSTEMS.
75. THE CONTRACTOR SHALL MAINTAIN ALL EXISTING CAMPUS WIDE SYSTEMS.
76. THE CONTRACTOR SHALL MAINTAIN ALL EXISTING UNIVERSITY WIDE SYSTEMS.
77. THE CONTRACTOR SHALL MAINTAIN ALL EXISTING STATE WIDE SYSTEMS.
78. THE CONTRACTOR SHALL MAINTAIN ALL EXISTING FEDERAL WIDE SYSTEMS.
79. THE CONTRACTOR SHALL MAINTAIN ALL EXISTING INTERNATIONAL WIDE SYSTEMS.
80. THE CONTRACTOR SHALL MAINTAIN ALL EXISTING GLOBAL WIDE SYSTEMS.

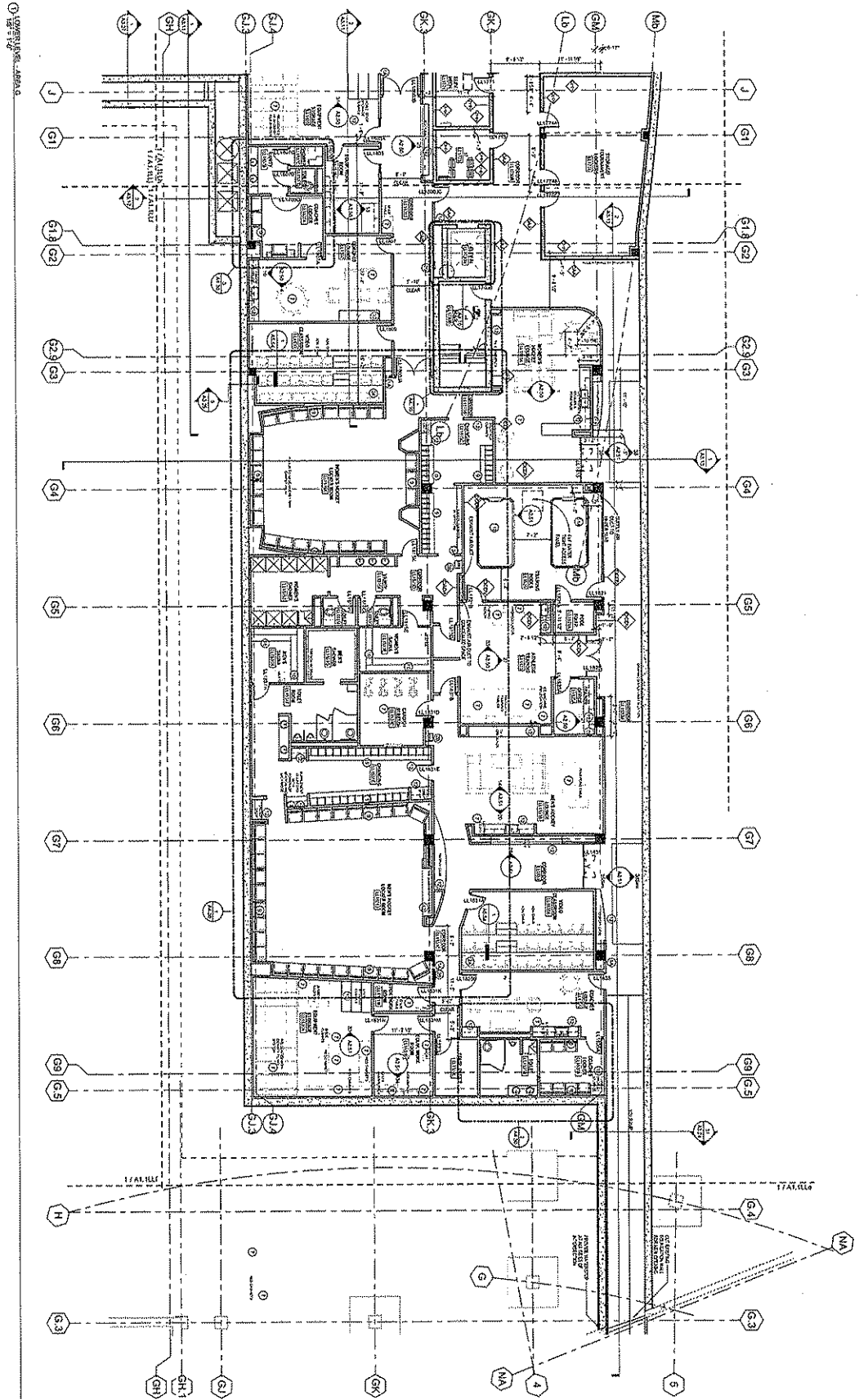
KEYED NOTES

1. REFER TO GENERAL NOTES FOR THE PROJECT.
2. ALL DIMENSIONS ARE IN FEET AND INCHES.
3. ALL WORK SHALL BE IN ACCORDANCE WITH THE UNIVERSITY OF WISCONSIN - MADISON STANDARDS.
4. THE CONTRACTOR SHALL BE RESPONSIBLE FOR OBTAINING ALL NECESSARY PERMITS.
5. THE CONTRACTOR SHALL MAINTAIN ACCESS TO ALL EXISTING UTILITIES.
6. THE CONTRACTOR SHALL PROTECT ALL EXISTING STRUCTURE.
7. THE CONTRACTOR SHALL MAINTAIN ALL EXISTING FINISHES.
8. THE CONTRACTOR SHALL MAINTAIN ALL EXISTING MECHANICAL SYSTEMS.
9. THE CONTRACTOR SHALL MAINTAIN ALL EXISTING ELECTRICAL SYSTEMS.
10. THE CONTRACTOR SHALL MAINTAIN ALL EXISTING PLUMBING SYSTEMS.
11. THE CONTRACTOR SHALL MAINTAIN ALL EXISTING FIRE PROTECTION SYSTEMS.
12. THE CONTRACTOR SHALL MAINTAIN ALL EXISTING SECURITY SYSTEMS.
13. THE CONTRACTOR SHALL MAINTAIN ALL EXISTING ACCESSIBILITY FEATURES.
14. THE CONTRACTOR SHALL MAINTAIN ALL EXISTING SIGNAGE.
15. THE CONTRACTOR SHALL MAINTAIN ALL EXISTING LANDSCAPE.
16. THE CONTRACTOR SHALL MAINTAIN ALL EXISTING TREES.
17. THE CONTRACTOR SHALL MAINTAIN ALL EXISTING PARKING SPACES.
18. THE CONTRACTOR SHALL MAINTAIN ALL EXISTING DRIVEWAYS.
19. THE CONTRACTOR SHALL MAINTAIN ALL EXISTING SIDEWALKS.
20. THE CONTRACTOR SHALL MAINTAIN ALL EXISTING CURBS.
21. THE CONTRACTOR SHALL MAINTAIN ALL EXISTING LIGHT FIXTURES.
22. THE CONTRACTOR SHALL MAINTAIN ALL EXISTING VENTILATION SYSTEMS.
23. THE CONTRACTOR SHALL MAINTAIN ALL EXISTING HEATING SYSTEMS.
24. THE CONTRACTOR SHALL MAINTAIN ALL EXISTING COOLING SYSTEMS.
25. THE CONTRACTOR SHALL MAINTAIN ALL EXISTING INSULATION.
26. THE CONTRACTOR SHALL MAINTAIN ALL EXISTING ROOFING.
27. THE CONTRACTOR SHALL MAINTAIN ALL EXISTING EXTERIOR WALLS.
28. THE CONTRACTOR SHALL MAINTAIN ALL EXISTING FOUNDATIONS.
29. THE CONTRACTOR SHALL MAINTAIN ALL EXISTING GEOTECHNICAL CONDITIONS.
30. THE CONTRACTOR SHALL MAINTAIN ALL EXISTING SOIL CONDITIONS.
31. THE CONTRACTOR SHALL MAINTAIN ALL EXISTING WATER TABLES.
32. THE CONTRACTOR SHALL MAINTAIN ALL EXISTING SEWER LINES.
33. THE CONTRACTOR SHALL MAINTAIN ALL EXISTING SANITARY LINES.
34. THE CONTRACTOR SHALL MAINTAIN ALL EXISTING GAS LINES.
35. THE CONTRACTOR SHALL MAINTAIN ALL EXISTING FUEL LINES.
36. THE CONTRACTOR SHALL MAINTAIN ALL EXISTING TELEPHONE LINES.
37. THE CONTRACTOR SHALL MAINTAIN ALL EXISTING CABLE LINES.
38. THE CONTRACTOR SHALL MAINTAIN ALL EXISTING DATA LINES.
39. THE CONTRACTOR SHALL MAINTAIN ALL EXISTING FIBER OPTIC LINES.
40. THE CONTRACTOR SHALL MAINTAIN ALL EXISTING RADIATION DETECTORS.
41. THE CONTRACTOR SHALL MAINTAIN ALL EXISTING AIR QUALITY MONITORS.
42. THE CONTRACTOR SHALL MAINTAIN ALL EXISTING VIBRATION MONITORS.
43. THE CONTRACTOR SHALL MAINTAIN ALL EXISTING NOISE MONITORS.
44. THE CONTRACTOR SHALL MAINTAIN ALL EXISTING LIGHTNING PROTECTION SYSTEMS.
45. THE CONTRACTOR SHALL MAINTAIN ALL EXISTING SURGE PROTECTION DEVICES.
46. THE CONTRACTOR SHALL MAINTAIN ALL EXISTING EARTH BONDING SYSTEMS.
47. THE CONTRACTOR SHALL MAINTAIN ALL EXISTING GROUNDING SYSTEMS.
48. THE CONTRACTOR SHALL MAINTAIN ALL EXISTING PEST CONTROL SYSTEMS.
49. THE CONTRACTOR SHALL MAINTAIN ALL EXISTING FIRE ALARMS.
50. THE CONTRACTOR SHALL MAINTAIN ALL EXISTING SMOKE DETECTORS.
51. THE CONTRACTOR SHALL MAINTAIN ALL EXISTING CARBON MONOXIDE DETECTORS.
52. THE CONTRACTOR SHALL MAINTAIN ALL EXISTING SECURITY CAMERAS.
53. THE CONTRACTOR SHALL MAINTAIN ALL EXISTING ACCESS CONTROL SYSTEMS.
54. THE CONTRACTOR SHALL MAINTAIN ALL EXISTING TIME AND ATTENDANCE SYSTEMS.
55. THE CONTRACTOR SHALL MAINTAIN ALL EXISTING PAYROLL SYSTEMS.
56. THE CONTRACTOR SHALL MAINTAIN ALL EXISTING ACCOUNTING SYSTEMS.
57. THE CONTRACTOR SHALL MAINTAIN ALL EXISTING HR SYSTEMS.
58. THE CONTRACTOR SHALL MAINTAIN ALL EXISTING LEGAL SYSTEMS.
59. THE CONTRACTOR SHALL MAINTAIN ALL EXISTING FINANCIAL SYSTEMS.
60. THE CONTRACTOR SHALL MAINTAIN ALL EXISTING OPERATIONAL SYSTEMS.
61. THE CONTRACTOR SHALL MAINTAIN ALL EXISTING SUPPORT SYSTEMS.
62. THE CONTRACTOR SHALL MAINTAIN ALL EXISTING INFRASTRUCTURE SYSTEMS.
63. THE CONTRACTOR SHALL MAINTAIN ALL EXISTING UTILITIES SYSTEMS.
64. THE CONTRACTOR SHALL MAINTAIN ALL EXISTING TRANSPORTATION SYSTEMS.
65. THE CONTRACTOR SHALL MAINTAIN ALL EXISTING COMMUNICATIONS SYSTEMS.
66. THE CONTRACTOR SHALL MAINTAIN ALL EXISTING INFORMATION SYSTEMS.
67. THE CONTRACTOR SHALL MAINTAIN ALL EXISTING RESEARCH SYSTEMS.
68. THE CONTRACTOR SHALL MAINTAIN ALL EXISTING TEACHING SYSTEMS.
69. THE CONTRACTOR SHALL MAINTAIN ALL EXISTING LEARNING SYSTEMS.
70. THE CONTRACTOR SHALL MAINTAIN ALL EXISTING STUDENT SYSTEMS.
71. THE CONTRACTOR SHALL MAINTAIN ALL EXISTING FACULTY SYSTEMS.
72. THE CONTRACTOR SHALL MAINTAIN ALL EXISTING STAFF SYSTEMS.
73. THE CONTRACTOR SHALL MAINTAIN ALL EXISTING ADMINISTRATIVE SYSTEMS.
74. THE CONTRACTOR SHALL MAINTAIN ALL EXISTING SUPPORT SERVICES SYSTEMS.
75. THE CONTRACTOR SHALL MAINTAIN ALL EXISTING CAMPUS WIDE SYSTEMS.
76. THE CONTRACTOR SHALL MAINTAIN ALL EXISTING UNIVERSITY WIDE SYSTEMS.
77. THE CONTRACTOR SHALL MAINTAIN ALL EXISTING STATE WIDE SYSTEMS.
78. THE CONTRACTOR SHALL MAINTAIN ALL EXISTING FEDERAL WIDE SYSTEMS.
79. THE CONTRACTOR SHALL MAINTAIN ALL EXISTING INTERNATIONAL WIDE SYSTEMS.
80. THE CONTRACTOR SHALL MAINTAIN ALL EXISTING GLOBAL WIDE SYSTEMS.



Athletics Hockey / Swimming Facility - Kohl Center UNIVERSITY OF WISCONSIN - MADISON MADISON, WISCONSIN FLOOR PLAN - LOWER LEVEL - AREA E		 State of Wisconsin Department of Administration Division of State Facilities	95% PROGRESS SET SEPTEMBER 17, 2010 NOT FOR CONSTRUCTION	Kahler Slater ARCHITECTS 1000 UNIVERSITY AVENUE MADISON, WISCONSIN 53706
Project No. 098111 Date 09/17/2010 Sheet A1 of 11	35% PROGRESS 09/17/2010	UNIVERSITY OF WISCONSIN - MADISON 601 WEST DATTON, MADISON, WI 53715		

8



GENERAL NOTES

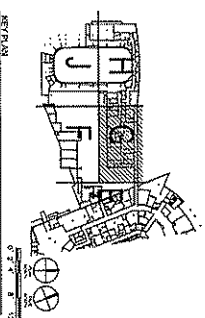
1. REFER TO ALL GENERAL NOTES ON SHEETS A1.111.9 THROUGH A1.111.10.
2. ALL WORK SHALL BE IN ACCORDANCE WITH THE LATEST EDITIONS OF THE UNIVERSITY OF WISCONSIN - MADISON FACILITIES DESIGN STANDARDS.
3. ALL WORK SHALL BE IN ACCORDANCE WITH THE LATEST EDITIONS OF THE UNIVERSITY OF WISCONSIN - MADISON FACILITIES DESIGN STANDARDS.
4. ALL WORK SHALL BE IN ACCORDANCE WITH THE LATEST EDITIONS OF THE UNIVERSITY OF WISCONSIN - MADISON FACILITIES DESIGN STANDARDS.
5. ALL WORK SHALL BE IN ACCORDANCE WITH THE LATEST EDITIONS OF THE UNIVERSITY OF WISCONSIN - MADISON FACILITIES DESIGN STANDARDS.
6. ALL WORK SHALL BE IN ACCORDANCE WITH THE LATEST EDITIONS OF THE UNIVERSITY OF WISCONSIN - MADISON FACILITIES DESIGN STANDARDS.
7. ALL WORK SHALL BE IN ACCORDANCE WITH THE LATEST EDITIONS OF THE UNIVERSITY OF WISCONSIN - MADISON FACILITIES DESIGN STANDARDS.
8. ALL WORK SHALL BE IN ACCORDANCE WITH THE LATEST EDITIONS OF THE UNIVERSITY OF WISCONSIN - MADISON FACILITIES DESIGN STANDARDS.
9. ALL WORK SHALL BE IN ACCORDANCE WITH THE LATEST EDITIONS OF THE UNIVERSITY OF WISCONSIN - MADISON FACILITIES DESIGN STANDARDS.
10. ALL WORK SHALL BE IN ACCORDANCE WITH THE LATEST EDITIONS OF THE UNIVERSITY OF WISCONSIN - MADISON FACILITIES DESIGN STANDARDS.

KEYNOTES

1. REFER TO ALL GENERAL NOTES ON SHEETS A1.111.9 THROUGH A1.111.10.
2. ALL WORK SHALL BE IN ACCORDANCE WITH THE LATEST EDITIONS OF THE UNIVERSITY OF WISCONSIN - MADISON FACILITIES DESIGN STANDARDS.
3. ALL WORK SHALL BE IN ACCORDANCE WITH THE LATEST EDITIONS OF THE UNIVERSITY OF WISCONSIN - MADISON FACILITIES DESIGN STANDARDS.
4. ALL WORK SHALL BE IN ACCORDANCE WITH THE LATEST EDITIONS OF THE UNIVERSITY OF WISCONSIN - MADISON FACILITIES DESIGN STANDARDS.
5. ALL WORK SHALL BE IN ACCORDANCE WITH THE LATEST EDITIONS OF THE UNIVERSITY OF WISCONSIN - MADISON FACILITIES DESIGN STANDARDS.
6. ALL WORK SHALL BE IN ACCORDANCE WITH THE LATEST EDITIONS OF THE UNIVERSITY OF WISCONSIN - MADISON FACILITIES DESIGN STANDARDS.
7. ALL WORK SHALL BE IN ACCORDANCE WITH THE LATEST EDITIONS OF THE UNIVERSITY OF WISCONSIN - MADISON FACILITIES DESIGN STANDARDS.
8. ALL WORK SHALL BE IN ACCORDANCE WITH THE LATEST EDITIONS OF THE UNIVERSITY OF WISCONSIN - MADISON FACILITIES DESIGN STANDARDS.
9. ALL WORK SHALL BE IN ACCORDANCE WITH THE LATEST EDITIONS OF THE UNIVERSITY OF WISCONSIN - MADISON FACILITIES DESIGN STANDARDS.
10. ALL WORK SHALL BE IN ACCORDANCE WITH THE LATEST EDITIONS OF THE UNIVERSITY OF WISCONSIN - MADISON FACILITIES DESIGN STANDARDS.

NOTES

1. REFER TO ALL GENERAL NOTES ON SHEETS A1.111.9 THROUGH A1.111.10.
2. ALL WORK SHALL BE IN ACCORDANCE WITH THE LATEST EDITIONS OF THE UNIVERSITY OF WISCONSIN - MADISON FACILITIES DESIGN STANDARDS.
3. ALL WORK SHALL BE IN ACCORDANCE WITH THE LATEST EDITIONS OF THE UNIVERSITY OF WISCONSIN - MADISON FACILITIES DESIGN STANDARDS.
4. ALL WORK SHALL BE IN ACCORDANCE WITH THE LATEST EDITIONS OF THE UNIVERSITY OF WISCONSIN - MADISON FACILITIES DESIGN STANDARDS.
5. ALL WORK SHALL BE IN ACCORDANCE WITH THE LATEST EDITIONS OF THE UNIVERSITY OF WISCONSIN - MADISON FACILITIES DESIGN STANDARDS.
6. ALL WORK SHALL BE IN ACCORDANCE WITH THE LATEST EDITIONS OF THE UNIVERSITY OF WISCONSIN - MADISON FACILITIES DESIGN STANDARDS.
7. ALL WORK SHALL BE IN ACCORDANCE WITH THE LATEST EDITIONS OF THE UNIVERSITY OF WISCONSIN - MADISON FACILITIES DESIGN STANDARDS.
8. ALL WORK SHALL BE IN ACCORDANCE WITH THE LATEST EDITIONS OF THE UNIVERSITY OF WISCONSIN - MADISON FACILITIES DESIGN STANDARDS.
9. ALL WORK SHALL BE IN ACCORDANCE WITH THE LATEST EDITIONS OF THE UNIVERSITY OF WISCONSIN - MADISON FACILITIES DESIGN STANDARDS.
10. ALL WORK SHALL BE IN ACCORDANCE WITH THE LATEST EDITIONS OF THE UNIVERSITY OF WISCONSIN - MADISON FACILITIES DESIGN STANDARDS.



Sheet	A1.111.9
Scale	AS SHOWN
Date	09/17/2010
Project	95% PROGRESS
Client	UNIVERSITY OF WISCONSIN - MADISON
Contract	601 WEST DANTON, MADISON, WI 53715

ATHLETICS HOCKEY / SWIMMING FACILITY - KOHL CENTER
 UNIVERSITY OF WISCONSIN - MADISON
 MADISON, WISCONSIN
FLOOR PLAN - LOWER LEVEL - AREA G

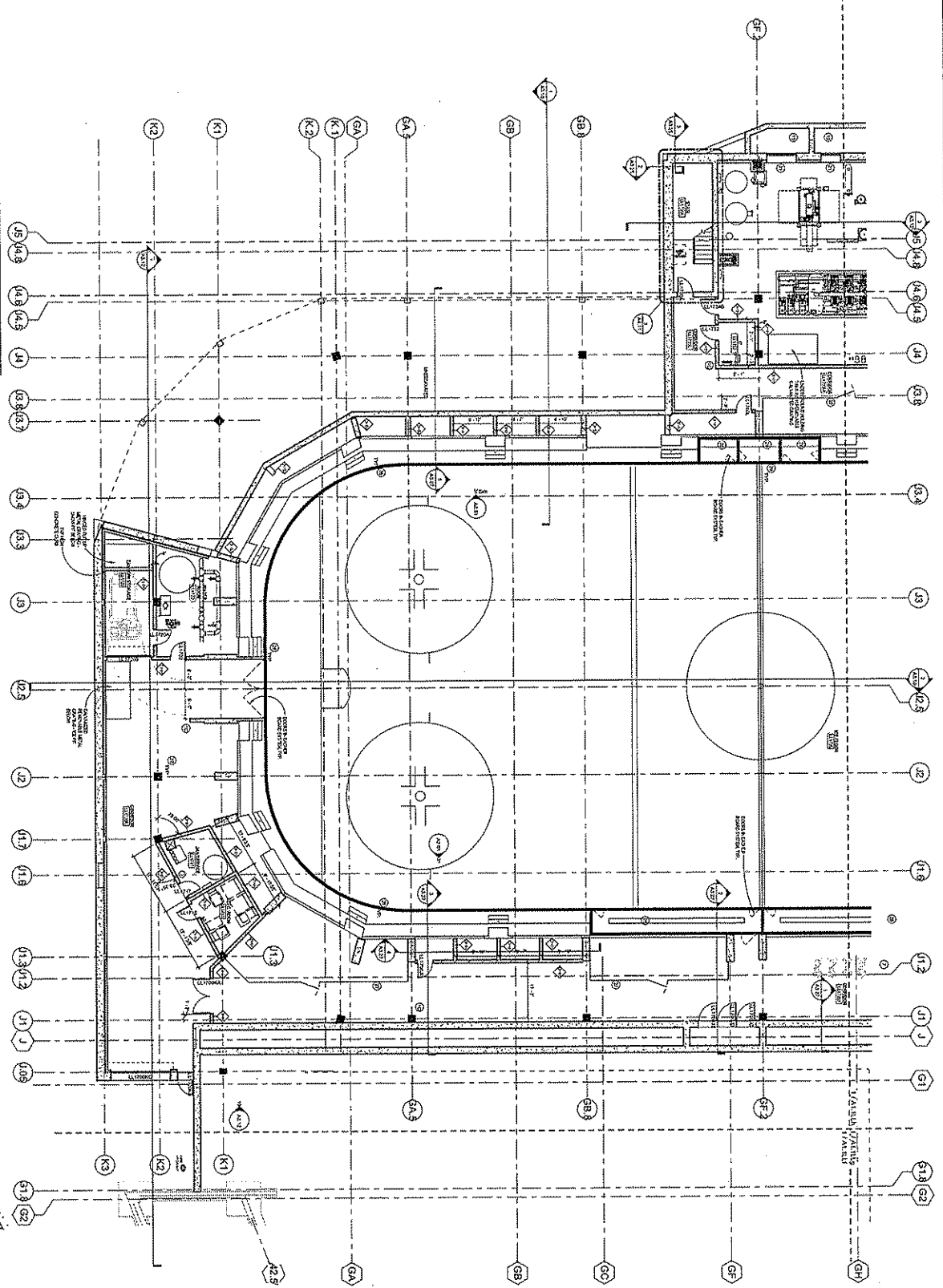
State of Wisconsin
 Department of Administration
 Division of State Facilities
 UNIVERSITY OF WISCONSIN - MADISON
 601 WEST DANTON, MADISON, WI 53715

95% PROGRESS SET
SEPTEMBER 17, 2010
NOT FOR CONSTRUCTION

Kahler Slater
 ARCHITECTS
 1000 UNIVERSITY AVENUE
 MADISON, WI 53706
 (608) 263-1111
 WWW.KAHLERSLATER.COM

8

1/2"=1'-0"



GENERAL NOTES

- 1. REFER TO GENERAL NOTES AND SPECIFICATIONS FOR THE PROJECT.
- 2. ALL WORK SHALL BE IN ACCORDANCE WITH THE LATEST EDITIONS OF THE BUILDING CODES AND ALL APPLICABLE REGULATIONS.
- 3. THE CONTRACTOR SHALL BE RESPONSIBLE FOR OBTAINING ALL NECESSARY PERMITS AND APPROVALS FROM THE APPROPRIATE AGENCIES.
- 4. THE CONTRACTOR SHALL MAINTAIN ACCESS TO ALL ADJACENT PROPERTIES AND UTILITIES AT ALL TIMES.
- 5. THE CONTRACTOR SHALL PROTECT ALL EXISTING UTILITIES AND STRUCTURES TO REMAIN.
- 6. THE CONTRACTOR SHALL MAINTAIN CLEAR EGRESS PATHS AT ALL TIMES.
- 7. THE CONTRACTOR SHALL BE RESPONSIBLE FOR THE PROTECTION AND REPAIR OF ALL ADJACENT PROPERTIES AND UTILITIES.
- 8. THE CONTRACTOR SHALL MAINTAIN ALL RECORDS AND AS-BUILT DRAWINGS.
- 9. THE CONTRACTOR SHALL BE RESPONSIBLE FOR THE PROTECTION AND REPAIR OF ALL ADJACENT PROPERTIES AND UTILITIES.
- 10. THE CONTRACTOR SHALL MAINTAIN ALL RECORDS AND AS-BUILT DRAWINGS.

KEYED NOTES

- 1. REFER TO GENERAL NOTES AND SPECIFICATIONS FOR THE PROJECT.
- 2. ALL WORK SHALL BE IN ACCORDANCE WITH THE LATEST EDITIONS OF THE BUILDING CODES AND ALL APPLICABLE REGULATIONS.
- 3. THE CONTRACTOR SHALL BE RESPONSIBLE FOR OBTAINING ALL NECESSARY PERMITS AND APPROVALS FROM THE APPROPRIATE AGENCIES.
- 4. THE CONTRACTOR SHALL MAINTAIN ACCESS TO ALL ADJACENT PROPERTIES AND UTILITIES AT ALL TIMES.
- 5. THE CONTRACTOR SHALL PROTECT ALL EXISTING UTILITIES AND STRUCTURES TO REMAIN.
- 6. THE CONTRACTOR SHALL MAINTAIN CLEAR EGRESS PATHS AT ALL TIMES.
- 7. THE CONTRACTOR SHALL BE RESPONSIBLE FOR THE PROTECTION AND REPAIR OF ALL ADJACENT PROPERTIES AND UTILITIES.
- 8. THE CONTRACTOR SHALL MAINTAIN ALL RECORDS AND AS-BUILT DRAWINGS.
- 9. THE CONTRACTOR SHALL BE RESPONSIBLE FOR THE PROTECTION AND REPAIR OF ALL ADJACENT PROPERTIES AND UTILITIES.
- 10. THE CONTRACTOR SHALL MAINTAIN ALL RECORDS AND AS-BUILT DRAWINGS.

KEY PLAN



Project Name	ATHLETICS HOCKEY / SWIMMING FACILITY - KOHL CENTER
Client	UNIVERSITY OF WISCONSIN - MADISON
Location	MADISON, WISCONSIN
Project No.	FLOOR PLAN - LOWER LEVEL - AREA J
Scale	1/2" = 1'-0"
Revision	09/17/2010
Author	A.L.U.

State of Wisconsin
 Department of Administration
 Division of State Facilities

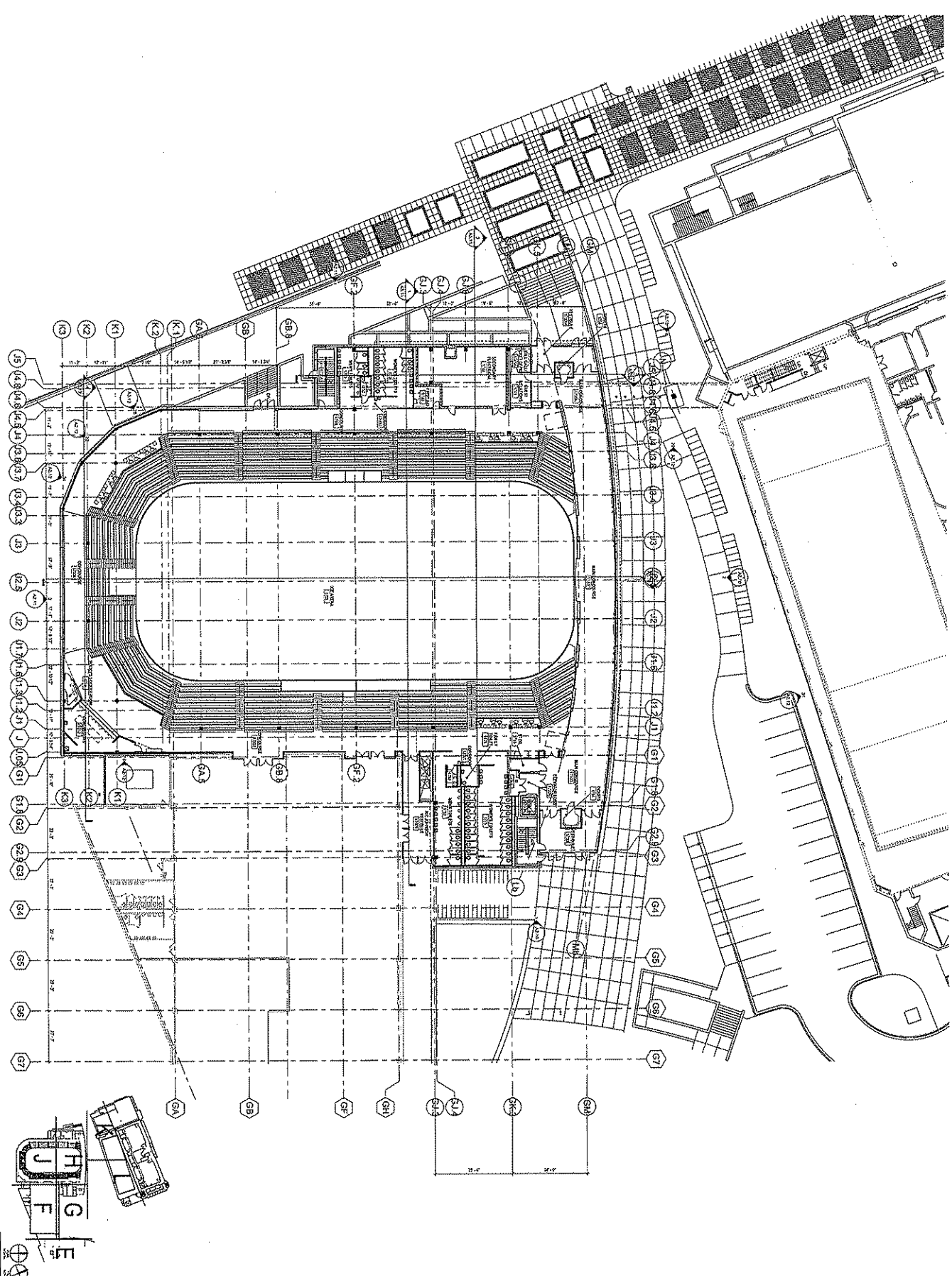
UNIVERSITY OF WISCONSIN - MADISON
 601 WEST DAYTON, MADISON, WI 53715

95% PROGRESS SET
 SEPTEMBER 17, 2010
 NOT FOR CONSTRUCTION

Kahler Slater
 ARCHITECTS

1000 UNIVERSITY AVENUE
 MADISON, WI 53706
 TEL: 608.263.1234
 FAX: 608.263.1235
 WWW.KAHLERSLATER.COM

0 - FINISH, JAMB BENCHMARK



Sheet	A1.1MC
Scale	ASB
Date	09/17/2010
Project	95% PROGRESS
Client	UNIVERSITY OF WISCONSIN - MADISON
Architect	KAHLER SLATER

ATHLETICS HOCKEY / SWIMMING FACILITY - KOHL CENTER
 UNIVERSITY OF WISCONSIN - MADISON
 MADISON, WISCONSIN

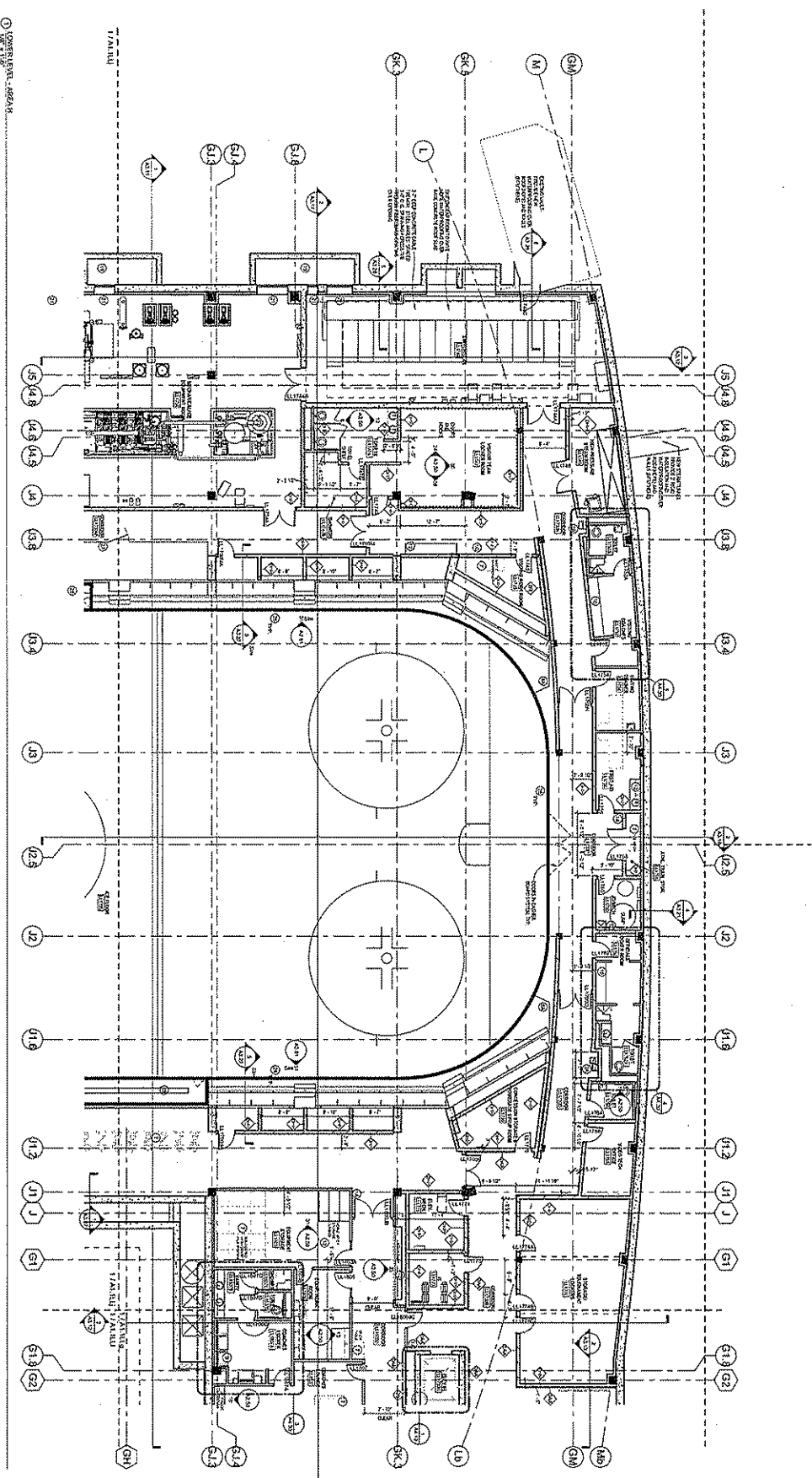
State of Wisconsin
 Department of Administration
 Division of State Facilities

UNIVERSITY OF WISCONSIN - MADISON
 601 WEST DARTON, MADISON, WI 53715

95% PROGRESS SET
SEPTEMBER 17, 2010
NOT FOR CONSTRUCTION

Kahler Slater
 ARCHITECTS

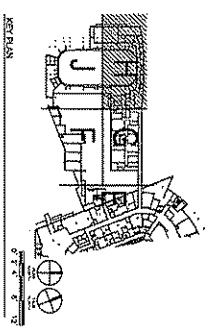
8



CONSTRUCTION AREA H

- GENERAL NOTES**
1. REFER TO THE GENERAL NOTES FOR THE PROJECT FOR THE GENERAL NOTES.
 2. ALL WORK SHALL BE IN ACCORDANCE WITH THE UNIVERSITY OF WISCONSIN - MADISON FACILITIES DIVISION STANDARDS.
 3. ALL WORK SHALL BE IN ACCORDANCE WITH THE UNIVERSITY OF WISCONSIN - MADISON FACILITIES DIVISION STANDARDS.
 4. ALL WORK SHALL BE IN ACCORDANCE WITH THE UNIVERSITY OF WISCONSIN - MADISON FACILITIES DIVISION STANDARDS.
 5. ALL WORK SHALL BE IN ACCORDANCE WITH THE UNIVERSITY OF WISCONSIN - MADISON FACILITIES DIVISION STANDARDS.
 6. ALL WORK SHALL BE IN ACCORDANCE WITH THE UNIVERSITY OF WISCONSIN - MADISON FACILITIES DIVISION STANDARDS.
 7. ALL WORK SHALL BE IN ACCORDANCE WITH THE UNIVERSITY OF WISCONSIN - MADISON FACILITIES DIVISION STANDARDS.
 8. ALL WORK SHALL BE IN ACCORDANCE WITH THE UNIVERSITY OF WISCONSIN - MADISON FACILITIES DIVISION STANDARDS.
 9. ALL WORK SHALL BE IN ACCORDANCE WITH THE UNIVERSITY OF WISCONSIN - MADISON FACILITIES DIVISION STANDARDS.
 10. ALL WORK SHALL BE IN ACCORDANCE WITH THE UNIVERSITY OF WISCONSIN - MADISON FACILITIES DIVISION STANDARDS.

- KEYED NOTES**
1. REFER TO THE GENERAL NOTES FOR THE PROJECT FOR THE GENERAL NOTES.
 2. ALL WORK SHALL BE IN ACCORDANCE WITH THE UNIVERSITY OF WISCONSIN - MADISON FACILITIES DIVISION STANDARDS.
 3. ALL WORK SHALL BE IN ACCORDANCE WITH THE UNIVERSITY OF WISCONSIN - MADISON FACILITIES DIVISION STANDARDS.
 4. ALL WORK SHALL BE IN ACCORDANCE WITH THE UNIVERSITY OF WISCONSIN - MADISON FACILITIES DIVISION STANDARDS.
 5. ALL WORK SHALL BE IN ACCORDANCE WITH THE UNIVERSITY OF WISCONSIN - MADISON FACILITIES DIVISION STANDARDS.
 6. ALL WORK SHALL BE IN ACCORDANCE WITH THE UNIVERSITY OF WISCONSIN - MADISON FACILITIES DIVISION STANDARDS.
 7. ALL WORK SHALL BE IN ACCORDANCE WITH THE UNIVERSITY OF WISCONSIN - MADISON FACILITIES DIVISION STANDARDS.
 8. ALL WORK SHALL BE IN ACCORDANCE WITH THE UNIVERSITY OF WISCONSIN - MADISON FACILITIES DIVISION STANDARDS.
 9. ALL WORK SHALL BE IN ACCORDANCE WITH THE UNIVERSITY OF WISCONSIN - MADISON FACILITIES DIVISION STANDARDS.
 10. ALL WORK SHALL BE IN ACCORDANCE WITH THE UNIVERSITY OF WISCONSIN - MADISON FACILITIES DIVISION STANDARDS.



Project Name	ATHLETICS HOCKEY / SWIMMING FACILITY - KOHL CENTER
Client	UNIVERSITY OF WISCONSIN - MADISON
Location	MADISON, WISCONSIN
Sheet Title	FLOOR PLAN - MAIN CONCOURSE - AREA H
Scale	AS SHOWN
Revision	
Drawn By	
Checked By	
Date	09/17/2010
Project No.	955 - PROGRESS SET
Sheet No.	A1-111h

State of Wisconsin
 Department of Administration
 Division of State Facilities

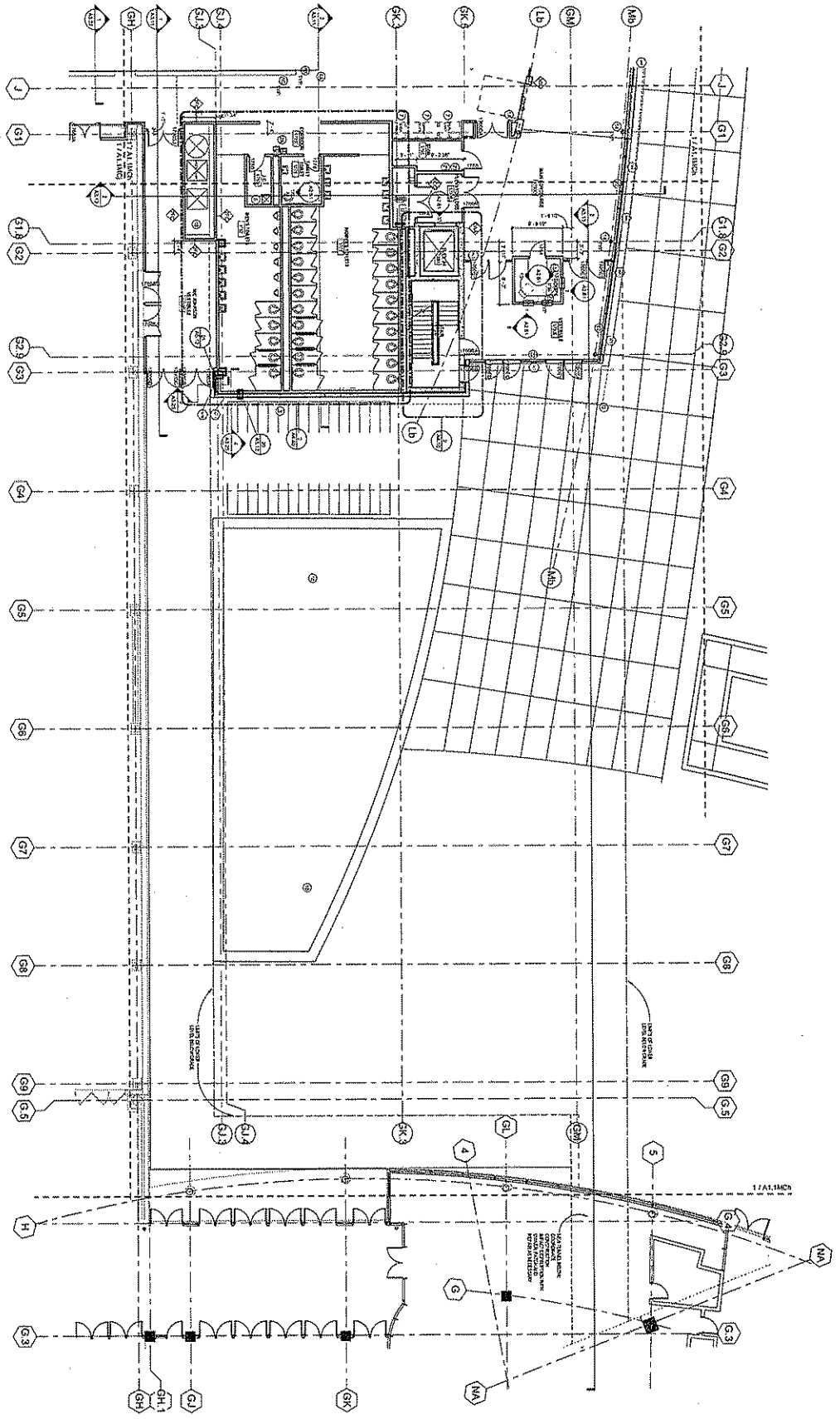
UNIVERSITY OF WISCONSIN - MADISON
 601 WEST DATSON, MADISON, WI 53715

95% PROGRESS SET
 SEPTEMBER 17, 2010
 NOT FOR CONSTRUCTION

Kahler Slater
 ARCHITECTS

8

① MAIN CONCOURSE - AREA 6

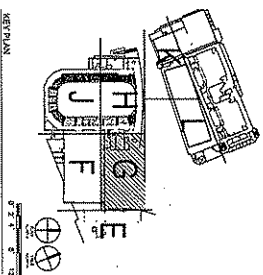


GENERAL NOTES

- 1. REFER TO ALL OTHER GENERAL NOTES FOR THIS PROJECT.
- 2. ALL WORK SHALL BE IN ACCORDANCE WITH THE LATEST EDITIONS OF THE BUILDING CODES AND SPECIFICATIONS.
- 3. ALL MATERIALS AND METHODS SHALL BE APPROVED BY THE ARCHITECT PRIOR TO CONSTRUCTION.
- 4. THE CONTRACTOR SHALL BE RESPONSIBLE FOR OBTAINING ALL NECESSARY PERMITS AND APPROVALS.
- 5. THE CONTRACTOR SHALL MAINTAIN ACCESS TO ALL ADJACENT AREAS AT ALL TIMES.
- 6. ALL UTILITIES SHALL BE PROTECTED AND DEEPLY REPAIRED OR REPLACED AS NECESSARY.
- 7. THE CONTRACTOR SHALL MAINTAIN PROPER RECORDS OF ALL CONSTRUCTION ACTIVITIES.
- 8. ALL WORK SHALL BE COMPLETED WITHIN THE SPECIFIED TIME FRAME.
- 9. THE CONTRACTOR SHALL BE RESPONSIBLE FOR THE PROTECTION OF ALL EXISTING UTILITIES AND STRUCTURES.
- 10. ALL MATERIALS SHALL BE STORED PROPERLY AND PROTECTED FROM THE ELEMENTS.
- 11. THE CONTRACTOR SHALL MAINTAIN A CLEAN AND SAFE WORKING ENVIRONMENT AT ALL TIMES.
- 12. ALL WORK SHALL BE SUBJECT TO INSPECTION AND APPROVAL BY THE ARCHITECT.

KEYED NOTES

- 1. FINISH FLOOR
- 2. FINISH CEILING
- 3. FINISH WALL
- 4. FINISH DOOR
- 5. FINISH WINDOW
- 6. FINISH STAIR
- 7. FINISH ELEVATOR
- 8. FINISH RESTROOM
- 9. FINISH VESTIBULE
- 10. FINISH CORRIDOR
- 11. FINISH LOBBY
- 12. FINISH OFFICE
- 13. FINISH CONFERENCE
- 14. FINISH STORAGE
- 15. FINISH MECHANICAL
- 16. FINISH ELECTRICAL
- 17. FINISH PLUMBING
- 18. FINISH PAINT
- 19. FINISH CARPET
- 20. FINISH TILE
- 21. FINISH GRANITE
- 22. FINISH MARBLE
- 23. FINISH BRASS
- 24. FINISH STAINLESS STEEL
- 25. FINISH ALUMINUM
- 26. FINISH GLASS
- 27. FINISH WOOD
- 28. FINISH CONCRETE
- 29. FINISH REINFORCED CONCRETE
- 30. FINISH STRUCTURAL STEEL
- 31. FINISH MECHANICAL EQUIPMENT
- 32. FINISH ELECTRICAL EQUIPMENT
- 33. FINISH PLUMBING EQUIPMENT
- 34. FINISH FURNITURE
- 35. FINISH FIXTURES
- 36. FINISH LIGHTING
- 37. FINISH SOUNDING
- 38. FINISH INSULATION
- 39. FINISH GLAZING
- 40. FINISH ROOFING
- 41. FINISH EXTERIOR FINISH
- 42. FINISH INTERIOR FINISH
- 43. FINISH SIGNAGE
- 44. FINISH GRAPHICS
- 45. FINISH ARTWORK
- 46. FINISH LANDSCAPE
- 47. FINISH SITEWORK
- 48. FINISH UTILITIES
- 49. FINISH FOUNDATION
- 50. FINISH STRUCTURE



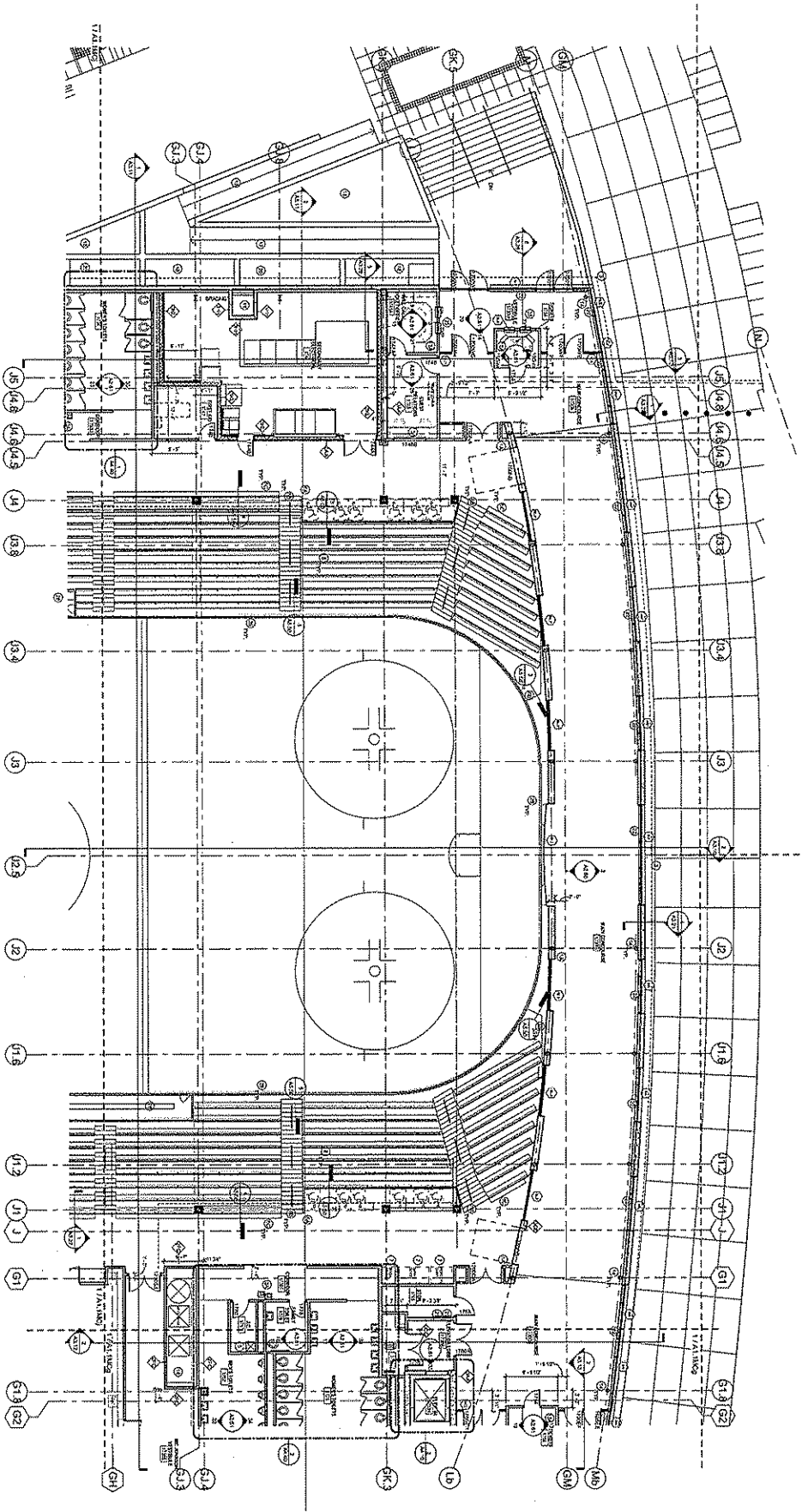
Project Name	ATHLETICS HOCKEY / SWIMMING FACILITY - KOHL CENTER
Client	UNIVERSITY OF WISCONSIN - MADISON
Architect	KAHLER SLATER ASSOCIATES
Contract No.	993113
Issue No.	558 - PROGRESS
Date	09/17/2010
Sheet No.	A1.1MCP9

ATHLETICS HOCKEY / SWIMMING FACILITY - KOHL CENTER
 UNIVERSITY OF WISCONSIN - MADISON
 MADISON, WISCONSIN
 FLOOR PLAN - MAIN CONCOURSE - AREA 6

State of Wisconsin
 Department of Administration
 Division of State Facilities
 UNIVERSITY OF WISCONSIN - MADISON
 801 WEST DAYTON, MADISON, WI 53715

95% PROGRESS SET
 SEPTEMBER 17, 2010
 NOT FOR CONSTRUCTION

Kahler Slater
 ARCHITECTS
 1000 UNIVERSITY AVENUE
 MADISON, WI 53706
 TEL: 608.263.1234
 FAX: 608.263.1235
 WWW.KSLATER.COM



1 MAIN CONCOURSE - AREA H

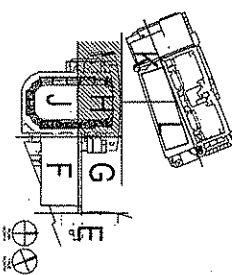
GENERAL NOTES

- 1. SEE THE GENERAL NOTES TO THE OTHER CONTOURS OF THIS PROJECT FOR ADDITIONAL INFORMATION.
- 2. ALL WORK SHALL BE IN ACCORDANCE WITH THE LATEST EDITIONS OF THE BUILDING CODES AND SPECIFICATIONS.
- 3. ALL WORK SHALL BE IN ACCORDANCE WITH THE LATEST EDITIONS OF THE NATIONAL ELECTRICAL CODE AND THE NATIONAL FIRE ALARM AND SIGNALING CODE.
- 4. ALL WORK SHALL BE IN ACCORDANCE WITH THE LATEST EDITIONS OF THE INTERNATIONAL MECHANICAL AND PLUMBING EXAMINERS' INSTITUTE (IMPE) CODES AND SPECIFICATIONS.
- 5. ALL WORK SHALL BE IN ACCORDANCE WITH THE LATEST EDITIONS OF THE INTERNATIONAL ASSOCIATION OF CEMENT MORTAR CONTRACTORS (IACMCC) CODES AND SPECIFICATIONS.
- 6. ALL WORK SHALL BE IN ACCORDANCE WITH THE LATEST EDITIONS OF THE INTERNATIONAL ASSOCIATION OF BRICK AND BLOCK LAYERS (IABLC) CODES AND SPECIFICATIONS.
- 7. ALL WORK SHALL BE IN ACCORDANCE WITH THE LATEST EDITIONS OF THE INTERNATIONAL ASSOCIATION OF PLASTERERS AND STUCCO WORKERS (IAPSW) CODES AND SPECIFICATIONS.
- 8. ALL WORK SHALL BE IN ACCORDANCE WITH THE LATEST EDITIONS OF THE INTERNATIONAL ASSOCIATION OF CARPENTERS AND JOINERS (IACJ) CODES AND SPECIFICATIONS.
- 9. ALL WORK SHALL BE IN ACCORDANCE WITH THE LATEST EDITIONS OF THE INTERNATIONAL ASSOCIATION OF WOODWORKERS (IAW) CODES AND SPECIFICATIONS.
- 10. ALL WORK SHALL BE IN ACCORDANCE WITH THE LATEST EDITIONS OF THE INTERNATIONAL ASSOCIATION OF PAINTERS AND DECORATORS (IAPD) CODES AND SPECIFICATIONS.
- 11. ALL WORK SHALL BE IN ACCORDANCE WITH THE LATEST EDITIONS OF THE INTERNATIONAL ASSOCIATION OF ROOFERS (IAR) CODES AND SPECIFICATIONS.
- 12. ALL WORK SHALL BE IN ACCORDANCE WITH THE LATEST EDITIONS OF THE INTERNATIONAL ASSOCIATION OF SINKERS AND LEADERS (IASL) CODES AND SPECIFICATIONS.
- 13. ALL WORK SHALL BE IN ACCORDANCE WITH THE LATEST EDITIONS OF THE INTERNATIONAL ASSOCIATION OF SHEET METAL WORKERS (IASM) CODES AND SPECIFICATIONS.
- 14. ALL WORK SHALL BE IN ACCORDANCE WITH THE LATEST EDITIONS OF THE INTERNATIONAL ASSOCIATION OF TUBE AND PIPE FITTERS (IATF) CODES AND SPECIFICATIONS.
- 15. ALL WORK SHALL BE IN ACCORDANCE WITH THE LATEST EDITIONS OF THE INTERNATIONAL ASSOCIATION OF PIPEFITTERS AND BENDERS (IAPB) CODES AND SPECIFICATIONS.

KEYED NOTES

- 1. SEE THE GENERAL NOTES TO THE OTHER CONTOURS OF THIS PROJECT FOR ADDITIONAL INFORMATION.
- 2. ALL WORK SHALL BE IN ACCORDANCE WITH THE LATEST EDITIONS OF THE BUILDING CODES AND SPECIFICATIONS.
- 3. ALL WORK SHALL BE IN ACCORDANCE WITH THE LATEST EDITIONS OF THE NATIONAL ELECTRICAL CODE AND THE NATIONAL FIRE ALARM AND SIGNALING CODE.
- 4. ALL WORK SHALL BE IN ACCORDANCE WITH THE LATEST EDITIONS OF THE INTERNATIONAL MECHANICAL AND PLUMBING EXAMINERS' INSTITUTE (IMPE) CODES AND SPECIFICATIONS.
- 5. ALL WORK SHALL BE IN ACCORDANCE WITH THE LATEST EDITIONS OF THE INTERNATIONAL ASSOCIATION OF CEMENT MORTAR CONTRACTORS (IACMCC) CODES AND SPECIFICATIONS.
- 6. ALL WORK SHALL BE IN ACCORDANCE WITH THE LATEST EDITIONS OF THE INTERNATIONAL ASSOCIATION OF BRICK AND BLOCK LAYERS (IABLC) CODES AND SPECIFICATIONS.
- 7. ALL WORK SHALL BE IN ACCORDANCE WITH THE LATEST EDITIONS OF THE INTERNATIONAL ASSOCIATION OF PLASTERERS AND STUCCO WORKERS (IAPSW) CODES AND SPECIFICATIONS.
- 8. ALL WORK SHALL BE IN ACCORDANCE WITH THE LATEST EDITIONS OF THE INTERNATIONAL ASSOCIATION OF CARPENTERS AND JOINERS (IACJ) CODES AND SPECIFICATIONS.
- 9. ALL WORK SHALL BE IN ACCORDANCE WITH THE LATEST EDITIONS OF THE INTERNATIONAL ASSOCIATION OF WOODWORKERS (IAW) CODES AND SPECIFICATIONS.
- 10. ALL WORK SHALL BE IN ACCORDANCE WITH THE LATEST EDITIONS OF THE INTERNATIONAL ASSOCIATION OF PAINTERS AND DECORATORS (IAPD) CODES AND SPECIFICATIONS.
- 11. ALL WORK SHALL BE IN ACCORDANCE WITH THE LATEST EDITIONS OF THE INTERNATIONAL ASSOCIATION OF ROOFERS (IAR) CODES AND SPECIFICATIONS.
- 12. ALL WORK SHALL BE IN ACCORDANCE WITH THE LATEST EDITIONS OF THE INTERNATIONAL ASSOCIATION OF SINKERS AND LEADERS (IASL) CODES AND SPECIFICATIONS.
- 13. ALL WORK SHALL BE IN ACCORDANCE WITH THE LATEST EDITIONS OF THE INTERNATIONAL ASSOCIATION OF SHEET METAL WORKERS (IASM) CODES AND SPECIFICATIONS.
- 14. ALL WORK SHALL BE IN ACCORDANCE WITH THE LATEST EDITIONS OF THE INTERNATIONAL ASSOCIATION OF TUBE AND PIPE FITTERS (IATF) CODES AND SPECIFICATIONS.
- 15. ALL WORK SHALL BE IN ACCORDANCE WITH THE LATEST EDITIONS OF THE INTERNATIONAL ASSOCIATION OF PIPEFITTERS AND BENDERS (IAPB) CODES AND SPECIFICATIONS.

- 1. SEE THE GENERAL NOTES TO THE OTHER CONTOURS OF THIS PROJECT FOR ADDITIONAL INFORMATION.
- 2. ALL WORK SHALL BE IN ACCORDANCE WITH THE LATEST EDITIONS OF THE BUILDING CODES AND SPECIFICATIONS.
- 3. ALL WORK SHALL BE IN ACCORDANCE WITH THE LATEST EDITIONS OF THE NATIONAL ELECTRICAL CODE AND THE NATIONAL FIRE ALARM AND SIGNALING CODE.
- 4. ALL WORK SHALL BE IN ACCORDANCE WITH THE LATEST EDITIONS OF THE INTERNATIONAL MECHANICAL AND PLUMBING EXAMINERS' INSTITUTE (IMPE) CODES AND SPECIFICATIONS.
- 5. ALL WORK SHALL BE IN ACCORDANCE WITH THE LATEST EDITIONS OF THE INTERNATIONAL ASSOCIATION OF CEMENT MORTAR CONTRACTORS (IACMCC) CODES AND SPECIFICATIONS.
- 6. ALL WORK SHALL BE IN ACCORDANCE WITH THE LATEST EDITIONS OF THE INTERNATIONAL ASSOCIATION OF BRICK AND BLOCK LAYERS (IABLC) CODES AND SPECIFICATIONS.
- 7. ALL WORK SHALL BE IN ACCORDANCE WITH THE LATEST EDITIONS OF THE INTERNATIONAL ASSOCIATION OF PLASTERERS AND STUCCO WORKERS (IAPSW) CODES AND SPECIFICATIONS.
- 8. ALL WORK SHALL BE IN ACCORDANCE WITH THE LATEST EDITIONS OF THE INTERNATIONAL ASSOCIATION OF CARPENTERS AND JOINERS (IACJ) CODES AND SPECIFICATIONS.
- 9. ALL WORK SHALL BE IN ACCORDANCE WITH THE LATEST EDITIONS OF THE INTERNATIONAL ASSOCIATION OF WOODWORKERS (IAW) CODES AND SPECIFICATIONS.
- 10. ALL WORK SHALL BE IN ACCORDANCE WITH THE LATEST EDITIONS OF THE INTERNATIONAL ASSOCIATION OF PAINTERS AND DECORATORS (IAPD) CODES AND SPECIFICATIONS.
- 11. ALL WORK SHALL BE IN ACCORDANCE WITH THE LATEST EDITIONS OF THE INTERNATIONAL ASSOCIATION OF ROOFERS (IAR) CODES AND SPECIFICATIONS.
- 12. ALL WORK SHALL BE IN ACCORDANCE WITH THE LATEST EDITIONS OF THE INTERNATIONAL ASSOCIATION OF SINKERS AND LEADERS (IASL) CODES AND SPECIFICATIONS.
- 13. ALL WORK SHALL BE IN ACCORDANCE WITH THE LATEST EDITIONS OF THE INTERNATIONAL ASSOCIATION OF SHEET METAL WORKERS (IASM) CODES AND SPECIFICATIONS.
- 14. ALL WORK SHALL BE IN ACCORDANCE WITH THE LATEST EDITIONS OF THE INTERNATIONAL ASSOCIATION OF TUBE AND PIPE FITTERS (IATF) CODES AND SPECIFICATIONS.
- 15. ALL WORK SHALL BE IN ACCORDANCE WITH THE LATEST EDITIONS OF THE INTERNATIONAL ASSOCIATION OF PIPEFITTERS AND BENDERS (IAPB) CODES AND SPECIFICATIONS.



NO.	REVISION	DATE	BY	CHKD.
1	ISSUED FOR PERMIT	09/17/2010	SSK	PROGRESS
2	ISSUED FOR PERMIT	09/17/2010	SSK	PROGRESS

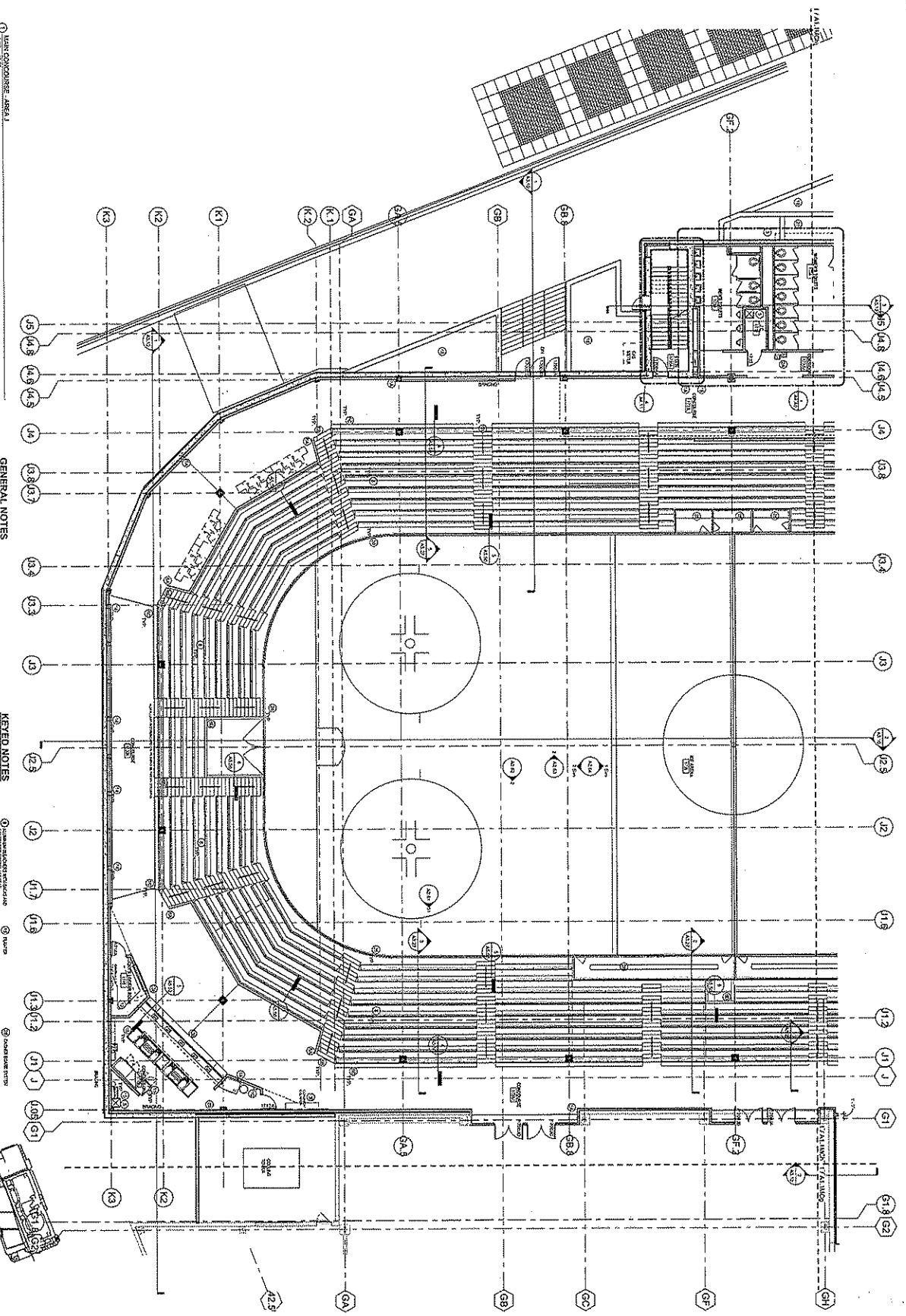
ATHLETICS HOCKEY / SWIMMING FACILITY - KOHL CENTER
 UNIVERSITY OF WISCONSIN - MADISON
 MADISON, WISCONSIN
 FLOOR PLAN - MAIN CONCOURSE - AREA H

State of Wisconsin
 Department of Administration
 Division of State Facilities
 UNIVERSITY OF WISCONSIN - MADISON
 601 WEST DANTON, MADISON, WI 53715

95% PROGRESS SET
 SEPTEMBER 17, 2010
 NOT FOR CONSTRUCTION

Kahler Slater
 Architecture
 1000 University Avenue
 Madison, WI 53706
 608.263.1234
 www.kahlerslater.com

Handwritten signature or mark.



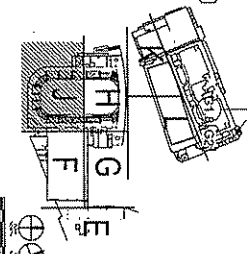
1 MAIN CONCOURSE - AREA J
10/17/10

GENERAL NOTES

- 1. REFER TO SHEET 09911U FOR GENERAL NOTES AND SPECIFICATIONS.
- 2. REFER TO SHEET 09911U FOR GENERAL NOTES AND SPECIFICATIONS.
- 3. REFER TO SHEET 09911U FOR GENERAL NOTES AND SPECIFICATIONS.
- 4. REFER TO SHEET 09911U FOR GENERAL NOTES AND SPECIFICATIONS.
- 5. REFER TO SHEET 09911U FOR GENERAL NOTES AND SPECIFICATIONS.
- 6. REFER TO SHEET 09911U FOR GENERAL NOTES AND SPECIFICATIONS.
- 7. REFER TO SHEET 09911U FOR GENERAL NOTES AND SPECIFICATIONS.
- 8. REFER TO SHEET 09911U FOR GENERAL NOTES AND SPECIFICATIONS.
- 9. REFER TO SHEET 09911U FOR GENERAL NOTES AND SPECIFICATIONS.
- 10. REFER TO SHEET 09911U FOR GENERAL NOTES AND SPECIFICATIONS.
- 11. REFER TO SHEET 09911U FOR GENERAL NOTES AND SPECIFICATIONS.
- 12. REFER TO SHEET 09911U FOR GENERAL NOTES AND SPECIFICATIONS.
- 13. REFER TO SHEET 09911U FOR GENERAL NOTES AND SPECIFICATIONS.
- 14. REFER TO SHEET 09911U FOR GENERAL NOTES AND SPECIFICATIONS.
- 15. REFER TO SHEET 09911U FOR GENERAL NOTES AND SPECIFICATIONS.
- 16. REFER TO SHEET 09911U FOR GENERAL NOTES AND SPECIFICATIONS.
- 17. REFER TO SHEET 09911U FOR GENERAL NOTES AND SPECIFICATIONS.
- 18. REFER TO SHEET 09911U FOR GENERAL NOTES AND SPECIFICATIONS.
- 19. REFER TO SHEET 09911U FOR GENERAL NOTES AND SPECIFICATIONS.
- 20. REFER TO SHEET 09911U FOR GENERAL NOTES AND SPECIFICATIONS.
- 21. REFER TO SHEET 09911U FOR GENERAL NOTES AND SPECIFICATIONS.
- 22. REFER TO SHEET 09911U FOR GENERAL NOTES AND SPECIFICATIONS.
- 23. REFER TO SHEET 09911U FOR GENERAL NOTES AND SPECIFICATIONS.
- 24. REFER TO SHEET 09911U FOR GENERAL NOTES AND SPECIFICATIONS.
- 25. REFER TO SHEET 09911U FOR GENERAL NOTES AND SPECIFICATIONS.

KEYED NOTES

- 1. REFER TO SHEET 09911U FOR GENERAL NOTES AND SPECIFICATIONS.
- 2. REFER TO SHEET 09911U FOR GENERAL NOTES AND SPECIFICATIONS.
- 3. REFER TO SHEET 09911U FOR GENERAL NOTES AND SPECIFICATIONS.
- 4. REFER TO SHEET 09911U FOR GENERAL NOTES AND SPECIFICATIONS.
- 5. REFER TO SHEET 09911U FOR GENERAL NOTES AND SPECIFICATIONS.
- 6. REFER TO SHEET 09911U FOR GENERAL NOTES AND SPECIFICATIONS.
- 7. REFER TO SHEET 09911U FOR GENERAL NOTES AND SPECIFICATIONS.
- 8. REFER TO SHEET 09911U FOR GENERAL NOTES AND SPECIFICATIONS.
- 9. REFER TO SHEET 09911U FOR GENERAL NOTES AND SPECIFICATIONS.
- 10. REFER TO SHEET 09911U FOR GENERAL NOTES AND SPECIFICATIONS.
- 11. REFER TO SHEET 09911U FOR GENERAL NOTES AND SPECIFICATIONS.
- 12. REFER TO SHEET 09911U FOR GENERAL NOTES AND SPECIFICATIONS.
- 13. REFER TO SHEET 09911U FOR GENERAL NOTES AND SPECIFICATIONS.
- 14. REFER TO SHEET 09911U FOR GENERAL NOTES AND SPECIFICATIONS.
- 15. REFER TO SHEET 09911U FOR GENERAL NOTES AND SPECIFICATIONS.
- 16. REFER TO SHEET 09911U FOR GENERAL NOTES AND SPECIFICATIONS.
- 17. REFER TO SHEET 09911U FOR GENERAL NOTES AND SPECIFICATIONS.
- 18. REFER TO SHEET 09911U FOR GENERAL NOTES AND SPECIFICATIONS.
- 19. REFER TO SHEET 09911U FOR GENERAL NOTES AND SPECIFICATIONS.
- 20. REFER TO SHEET 09911U FOR GENERAL NOTES AND SPECIFICATIONS.
- 21. REFER TO SHEET 09911U FOR GENERAL NOTES AND SPECIFICATIONS.
- 22. REFER TO SHEET 09911U FOR GENERAL NOTES AND SPECIFICATIONS.
- 23. REFER TO SHEET 09911U FOR GENERAL NOTES AND SPECIFICATIONS.
- 24. REFER TO SHEET 09911U FOR GENERAL NOTES AND SPECIFICATIONS.
- 25. REFER TO SHEET 09911U FOR GENERAL NOTES AND SPECIFICATIONS.



Project Name	A11MCO
Client	State of Wisconsin
Contract No.	09911U
Issue No.	95% PROGRESS SET
Date	09/17/2010
Scale	AS SHOWN
Author	
Checker	
Designer	
Project Manager	
Architect	
Engineer	
Contractor	

ATHLETICS HOCKEY / SWIMMING FACILITY - KOHL CENTER
 UNIVERSITY OF WISCONSIN - MADISON
 MADISON, WISCONSIN
 DRAWING: FLOOR PLAN - MAIN CONCOURSE - AREA J



State of Wisconsin
 Department of Administration
 Division of State Facilities

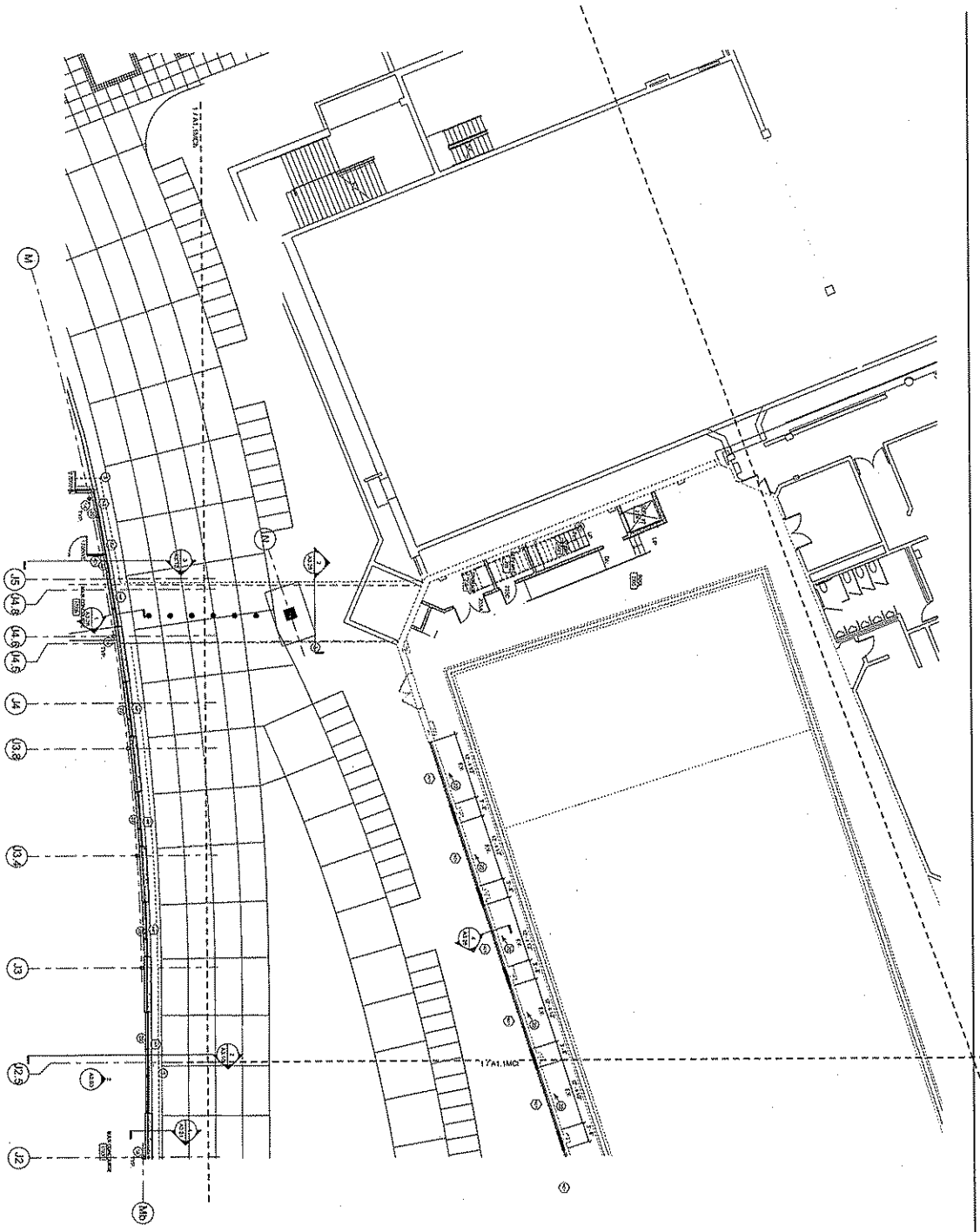
UNIVERSITY OF WISCONSIN - MADISON
 601 WEST DAYTON, MADISON, WI 53715

**95% PROGRESS SET
 SEPTEMBER 17, 2010
 NOT FOR CONSTRUCTION**

Kahler Slater
 ARCHITECTS
 1000 UNIVERSITY AVENUE
 MADISON, WI 53706

8

① MAIN CONCOURSE, AREA A
10/17/10

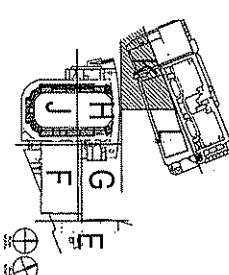


GENERAL NOTES

- 1. CONSULT THE DRAWING SET FOR THE COMPLETE CONTRACT DOCUMENTS.
- 2. ALL WORK SHALL BE IN ACCORDANCE WITH THE LATEST EDITIONS OF THE BUILDING CODES AND ALL APPLICABLE REGULATIONS.
- 3. ALL WORK SHALL BE IN ACCORDANCE WITH THE LATEST EDITIONS OF THE BUILDING CODES AND ALL APPLICABLE REGULATIONS.
- 4. ALL WORK SHALL BE IN ACCORDANCE WITH THE LATEST EDITIONS OF THE BUILDING CODES AND ALL APPLICABLE REGULATIONS.
- 5. ALL WORK SHALL BE IN ACCORDANCE WITH THE LATEST EDITIONS OF THE BUILDING CODES AND ALL APPLICABLE REGULATIONS.
- 6. ALL WORK SHALL BE IN ACCORDANCE WITH THE LATEST EDITIONS OF THE BUILDING CODES AND ALL APPLICABLE REGULATIONS.
- 7. ALL WORK SHALL BE IN ACCORDANCE WITH THE LATEST EDITIONS OF THE BUILDING CODES AND ALL APPLICABLE REGULATIONS.
- 8. ALL WORK SHALL BE IN ACCORDANCE WITH THE LATEST EDITIONS OF THE BUILDING CODES AND ALL APPLICABLE REGULATIONS.
- 9. ALL WORK SHALL BE IN ACCORDANCE WITH THE LATEST EDITIONS OF THE BUILDING CODES AND ALL APPLICABLE REGULATIONS.
- 10. ALL WORK SHALL BE IN ACCORDANCE WITH THE LATEST EDITIONS OF THE BUILDING CODES AND ALL APPLICABLE REGULATIONS.
- 11. ALL WORK SHALL BE IN ACCORDANCE WITH THE LATEST EDITIONS OF THE BUILDING CODES AND ALL APPLICABLE REGULATIONS.
- 12. ALL WORK SHALL BE IN ACCORDANCE WITH THE LATEST EDITIONS OF THE BUILDING CODES AND ALL APPLICABLE REGULATIONS.
- 13. ALL WORK SHALL BE IN ACCORDANCE WITH THE LATEST EDITIONS OF THE BUILDING CODES AND ALL APPLICABLE REGULATIONS.
- 14. ALL WORK SHALL BE IN ACCORDANCE WITH THE LATEST EDITIONS OF THE BUILDING CODES AND ALL APPLICABLE REGULATIONS.
- 15. ALL WORK SHALL BE IN ACCORDANCE WITH THE LATEST EDITIONS OF THE BUILDING CODES AND ALL APPLICABLE REGULATIONS.
- 16. ALL WORK SHALL BE IN ACCORDANCE WITH THE LATEST EDITIONS OF THE BUILDING CODES AND ALL APPLICABLE REGULATIONS.
- 17. ALL WORK SHALL BE IN ACCORDANCE WITH THE LATEST EDITIONS OF THE BUILDING CODES AND ALL APPLICABLE REGULATIONS.
- 18. ALL WORK SHALL BE IN ACCORDANCE WITH THE LATEST EDITIONS OF THE BUILDING CODES AND ALL APPLICABLE REGULATIONS.
- 19. ALL WORK SHALL BE IN ACCORDANCE WITH THE LATEST EDITIONS OF THE BUILDING CODES AND ALL APPLICABLE REGULATIONS.
- 20. ALL WORK SHALL BE IN ACCORDANCE WITH THE LATEST EDITIONS OF THE BUILDING CODES AND ALL APPLICABLE REGULATIONS.

KEYED NOTES

- ① GENERAL CONTRACTOR TO VERIFY ALL DIMENSIONS AND CONDITIONS OF EXISTING STRUCTURE.
- ② GENERAL CONTRACTOR TO VERIFY ALL DIMENSIONS AND CONDITIONS OF EXISTING STRUCTURE.
- ③ GENERAL CONTRACTOR TO VERIFY ALL DIMENSIONS AND CONDITIONS OF EXISTING STRUCTURE.
- ④ GENERAL CONTRACTOR TO VERIFY ALL DIMENSIONS AND CONDITIONS OF EXISTING STRUCTURE.
- ⑤ GENERAL CONTRACTOR TO VERIFY ALL DIMENSIONS AND CONDITIONS OF EXISTING STRUCTURE.
- ⑥ GENERAL CONTRACTOR TO VERIFY ALL DIMENSIONS AND CONDITIONS OF EXISTING STRUCTURE.
- ⑦ GENERAL CONTRACTOR TO VERIFY ALL DIMENSIONS AND CONDITIONS OF EXISTING STRUCTURE.
- ⑧ GENERAL CONTRACTOR TO VERIFY ALL DIMENSIONS AND CONDITIONS OF EXISTING STRUCTURE.
- ⑨ GENERAL CONTRACTOR TO VERIFY ALL DIMENSIONS AND CONDITIONS OF EXISTING STRUCTURE.
- ⑩ GENERAL CONTRACTOR TO VERIFY ALL DIMENSIONS AND CONDITIONS OF EXISTING STRUCTURE.
- ⑪ GENERAL CONTRACTOR TO VERIFY ALL DIMENSIONS AND CONDITIONS OF EXISTING STRUCTURE.
- ⑫ GENERAL CONTRACTOR TO VERIFY ALL DIMENSIONS AND CONDITIONS OF EXISTING STRUCTURE.
- ⑬ GENERAL CONTRACTOR TO VERIFY ALL DIMENSIONS AND CONDITIONS OF EXISTING STRUCTURE.
- ⑭ GENERAL CONTRACTOR TO VERIFY ALL DIMENSIONS AND CONDITIONS OF EXISTING STRUCTURE.
- ⑮ GENERAL CONTRACTOR TO VERIFY ALL DIMENSIONS AND CONDITIONS OF EXISTING STRUCTURE.
- ⑯ GENERAL CONTRACTOR TO VERIFY ALL DIMENSIONS AND CONDITIONS OF EXISTING STRUCTURE.
- ⑰ GENERAL CONTRACTOR TO VERIFY ALL DIMENSIONS AND CONDITIONS OF EXISTING STRUCTURE.
- ⑱ GENERAL CONTRACTOR TO VERIFY ALL DIMENSIONS AND CONDITIONS OF EXISTING STRUCTURE.
- ⑲ GENERAL CONTRACTOR TO VERIFY ALL DIMENSIONS AND CONDITIONS OF EXISTING STRUCTURE.
- ⑳ GENERAL CONTRACTOR TO VERIFY ALL DIMENSIONS AND CONDITIONS OF EXISTING STRUCTURE.
- ㉑ GENERAL CONTRACTOR TO VERIFY ALL DIMENSIONS AND CONDITIONS OF EXISTING STRUCTURE.
- ㉒ GENERAL CONTRACTOR TO VERIFY ALL DIMENSIONS AND CONDITIONS OF EXISTING STRUCTURE.
- ㉓ GENERAL CONTRACTOR TO VERIFY ALL DIMENSIONS AND CONDITIONS OF EXISTING STRUCTURE.
- ㉔ GENERAL CONTRACTOR TO VERIFY ALL DIMENSIONS AND CONDITIONS OF EXISTING STRUCTURE.
- ㉕ GENERAL CONTRACTOR TO VERIFY ALL DIMENSIONS AND CONDITIONS OF EXISTING STRUCTURE.
- ㉖ GENERAL CONTRACTOR TO VERIFY ALL DIMENSIONS AND CONDITIONS OF EXISTING STRUCTURE.
- ㉗ GENERAL CONTRACTOR TO VERIFY ALL DIMENSIONS AND CONDITIONS OF EXISTING STRUCTURE.
- ㉘ GENERAL CONTRACTOR TO VERIFY ALL DIMENSIONS AND CONDITIONS OF EXISTING STRUCTURE.
- ㉙ GENERAL CONTRACTOR TO VERIFY ALL DIMENSIONS AND CONDITIONS OF EXISTING STRUCTURE.
- ㉚ GENERAL CONTRACTOR TO VERIFY ALL DIMENSIONS AND CONDITIONS OF EXISTING STRUCTURE.
- ㉛ GENERAL CONTRACTOR TO VERIFY ALL DIMENSIONS AND CONDITIONS OF EXISTING STRUCTURE.
- ㉜ GENERAL CONTRACTOR TO VERIFY ALL DIMENSIONS AND CONDITIONS OF EXISTING STRUCTURE.
- ㉝ GENERAL CONTRACTOR TO VERIFY ALL DIMENSIONS AND CONDITIONS OF EXISTING STRUCTURE.
- ㉞ GENERAL CONTRACTOR TO VERIFY ALL DIMENSIONS AND CONDITIONS OF EXISTING STRUCTURE.
- ㉟ GENERAL CONTRACTOR TO VERIFY ALL DIMENSIONS AND CONDITIONS OF EXISTING STRUCTURE.
- ㊱ GENERAL CONTRACTOR TO VERIFY ALL DIMENSIONS AND CONDITIONS OF EXISTING STRUCTURE.
- ㊲ GENERAL CONTRACTOR TO VERIFY ALL DIMENSIONS AND CONDITIONS OF EXISTING STRUCTURE.
- ㊳ GENERAL CONTRACTOR TO VERIFY ALL DIMENSIONS AND CONDITIONS OF EXISTING STRUCTURE.
- ㊴ GENERAL CONTRACTOR TO VERIFY ALL DIMENSIONS AND CONDITIONS OF EXISTING STRUCTURE.
- ㊵ GENERAL CONTRACTOR TO VERIFY ALL DIMENSIONS AND CONDITIONS OF EXISTING STRUCTURE.
- ㊶ GENERAL CONTRACTOR TO VERIFY ALL DIMENSIONS AND CONDITIONS OF EXISTING STRUCTURE.
- ㊷ GENERAL CONTRACTOR TO VERIFY ALL DIMENSIONS AND CONDITIONS OF EXISTING STRUCTURE.
- ㊸ GENERAL CONTRACTOR TO VERIFY ALL DIMENSIONS AND CONDITIONS OF EXISTING STRUCTURE.
- ㊹ GENERAL CONTRACTOR TO VERIFY ALL DIMENSIONS AND CONDITIONS OF EXISTING STRUCTURE.
- ㊺ GENERAL CONTRACTOR TO VERIFY ALL DIMENSIONS AND CONDITIONS OF EXISTING STRUCTURE.
- ㊻ GENERAL CONTRACTOR TO VERIFY ALL DIMENSIONS AND CONDITIONS OF EXISTING STRUCTURE.
- ㊼ GENERAL CONTRACTOR TO VERIFY ALL DIMENSIONS AND CONDITIONS OF EXISTING STRUCTURE.
- ㊽ GENERAL CONTRACTOR TO VERIFY ALL DIMENSIONS AND CONDITIONS OF EXISTING STRUCTURE.
- ㊾ GENERAL CONTRACTOR TO VERIFY ALL DIMENSIONS AND CONDITIONS OF EXISTING STRUCTURE.
- ㊿ GENERAL CONTRACTOR TO VERIFY ALL DIMENSIONS AND CONDITIONS OF EXISTING STRUCTURE.



Project Name	A1: IMCK
Revision	09/17/2010
Author	55% PROGRESS
Check	09/17/2010
Scale	AS SHOWN
Sheet No.	008111
Sheet Count	008111
Project No.	008111
Contract No.	008111
Client	UNIVERSITY OF WISCONSIN - MADISON
Architect	Kahler Slater
Engineer	State of Wisconsin

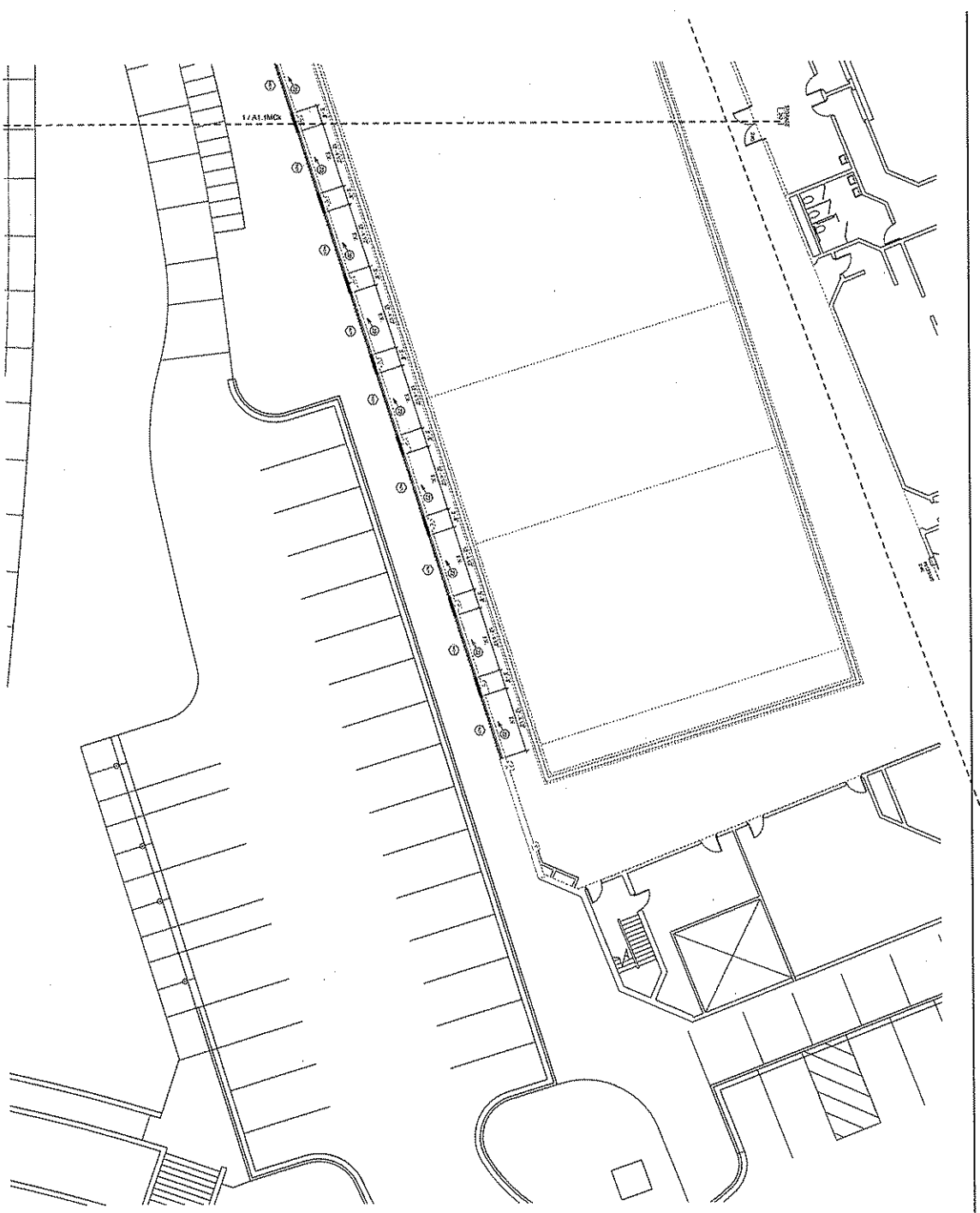
ATHLETICS HOCKEY / SWIMMING FACILITY - KOHL CENTER
 UNIVERSITY OF WISCONSIN - MADISON
 MADISON, WISCONSIN
 SHEET NO. 008111
FLOOR PLAN - MAIN CONCOURSE - AREA A

State of Wisconsin
 Department of Administration
 Division of State Facilities
 UNIVERSITY OF WISCONSIN - MADISON
 601 WEST DAYTON, MADISON, WI 53715

**95% PROGRESS SET
 SEPTEMBER 17, 2010
 NOT FOR CONSTRUCTION**

Kahler Slater
 ARCHITECTS
 1000 UNIVERSITY AVENUE
 MADISON, WI 53706
 608.263.1111
 www.kahlerslater.com

8

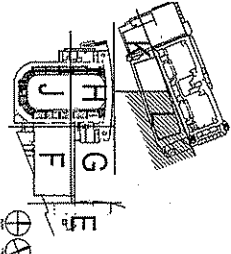


GENERAL NOTES

- 1. ALL WORK SHALL BE IN ACCORDANCE WITH THE UNIVERSITY OF WISCONSIN - MADISON FACILITIES DESIGN AND CONSTRUCTION MANUAL.
- 2. THE CONTRACTOR SHALL BE RESPONSIBLE FOR OBTAINING ALL NECESSARY PERMITS AND APPROVALS FROM THE APPROPRIATE AGENCIES.
- 3. THE CONTRACTOR SHALL MAINTAIN ACCESS TO ALL EXISTING UTILITIES AND SERVICES AT ALL TIMES.
- 4. THE CONTRACTOR SHALL BE RESPONSIBLE FOR PROTECTING ALL EXISTING UTILITIES AND SERVICES.
- 5. THE CONTRACTOR SHALL MAINTAIN ALL EXISTING STRUCTURES AND FINISHES UNLESS OTHERWISE NOTED.
- 6. THE CONTRACTOR SHALL BE RESPONSIBLE FOR THE PROTECTION AND REPAIR OF ALL EXISTING UTILITIES AND SERVICES.
- 7. THE CONTRACTOR SHALL MAINTAIN ALL EXISTING STRUCTURES AND FINISHES UNLESS OTHERWISE NOTED.
- 8. THE CONTRACTOR SHALL BE RESPONSIBLE FOR THE PROTECTION AND REPAIR OF ALL EXISTING UTILITIES AND SERVICES.
- 9. THE CONTRACTOR SHALL MAINTAIN ALL EXISTING STRUCTURES AND FINISHES UNLESS OTHERWISE NOTED.
- 10. THE CONTRACTOR SHALL BE RESPONSIBLE FOR THE PROTECTION AND REPAIR OF ALL EXISTING UTILITIES AND SERVICES.

KEYED NOTES

- 1. SEE ARCHITECTURAL DRAWINGS FOR DETAILS.
- 2. SEE ELECTRICAL DRAWINGS FOR DETAILS.
- 3. SEE MECHANICAL DRAWINGS FOR DETAILS.
- 4. SEE PLUMBING DRAWINGS FOR DETAILS.
- 5. SEE STRUCTURAL DRAWINGS FOR DETAILS.
- 6. SEE FINISHES DRAWINGS FOR DETAILS.
- 7. SEE ELEVATIONS FOR DETAILS.
- 8. SEE SECTION CUTS FOR DETAILS.
- 9. SEE FOUNDATION DRAWINGS FOR DETAILS.
- 10. SEE ROOFING DRAWINGS FOR DETAILS.
- 11. SEE EXTERIOR FINISHES FOR DETAILS.
- 12. SEE INTERIOR FINISHES FOR DETAILS.
- 13. SEE PAINTS AND COATINGS FOR DETAILS.
- 14. SEE GLASS AND GLAZING FOR DETAILS.
- 15. SEE METALS AND FABRICATION FOR DETAILS.
- 16. SEE WOODWORK AND MILLWORK FOR DETAILS.
- 17. SEE CERAMIC TILE AND STONE FOR DETAILS.
- 18. SEE LIGHTING FIXTURES FOR DETAILS.
- 19. SEE SOUND AND VIBRATION CONTROL FOR DETAILS.
- 20. SEE SECURITY AND ACCESS CONTROL FOR DETAILS.



Sheet No.	Project Name	Date	Scale
A1.1MCI	ATHLETICS HOCKEY / SWIMMING FACILITY - KOHL CENTER	09/17/2010	AS SHOWN

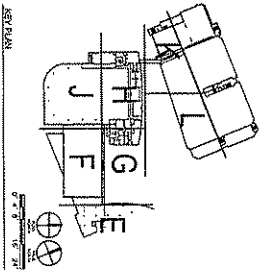
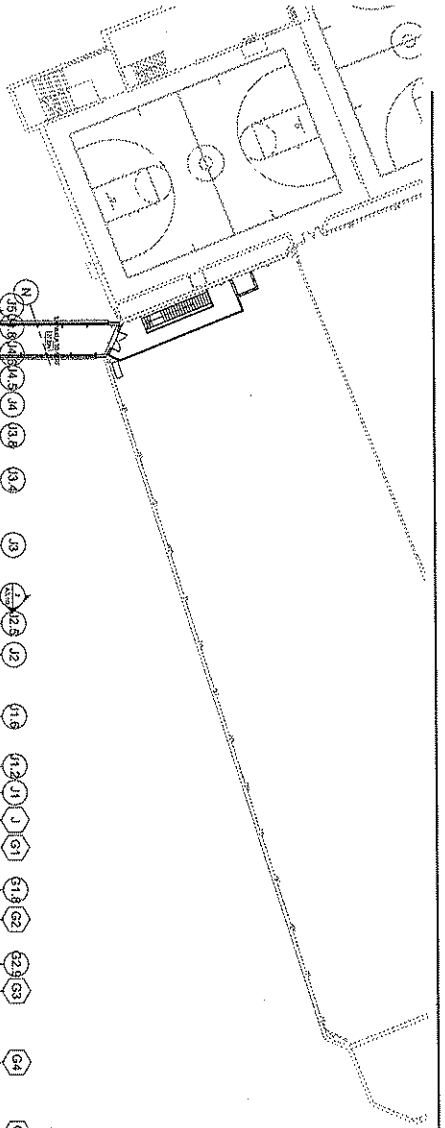
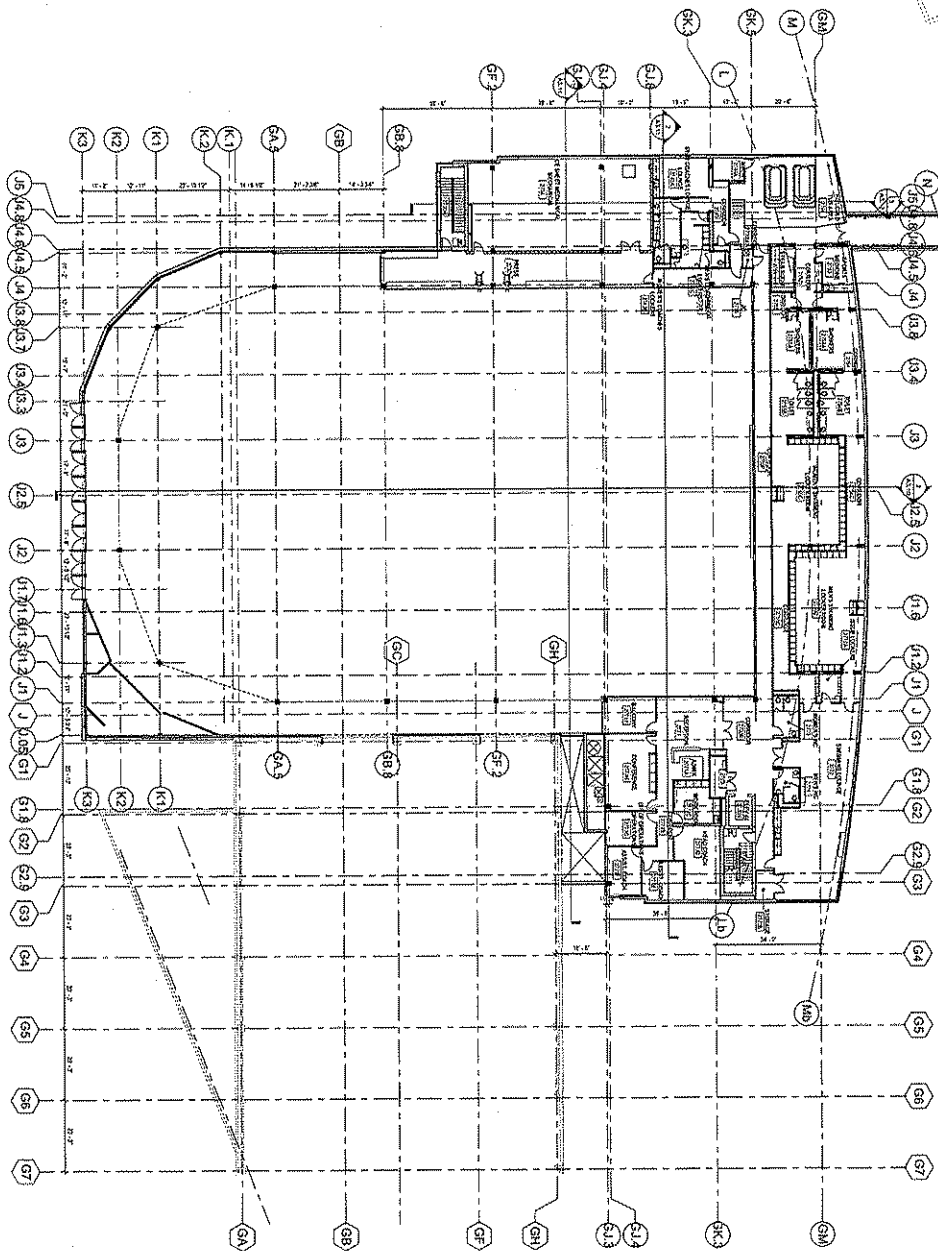
ATHLETICS HOCKEY / SWIMMING FACILITY - KOHL CENTER
 UNIVERSITY OF WISCONSIN - MADISON
 MADISON, WISCONSIN
 FLOOR PLAN - MAIN CONCOURSE - AREA L

State of Wisconsin
 Department of Administration
 Division of State Facilities
 UNIVERSITY OF WISCONSIN - MADISON
 601 WEST DAYTON, MADISON, WI 53715

**95% PROGRESS SET
 SEPTEMBER 17, 2010
 NOT FOR CONSTRUCTION**

Kahler Slater
 ARCHITECTS
 1000 UNIVERSITY AVENUE
 MADISON, WISCONSIN 53706
 TEL: 608.263.1234
 FAX: 608.263.1235
 WWW.KAHLERSLATER.COM

OVERALL SECOND FLOOR



Project Name	ATHLETICS HOCKEY / SWIMMING FACILITY - KOHL CENTER
Client	UNIVERSITY OF WISCONSIN - MADISON
Location	MADISON, WISCONSIN
Drawn By	55X PROGRESS
Date	09/17/2010
Sheet No.	A1.102

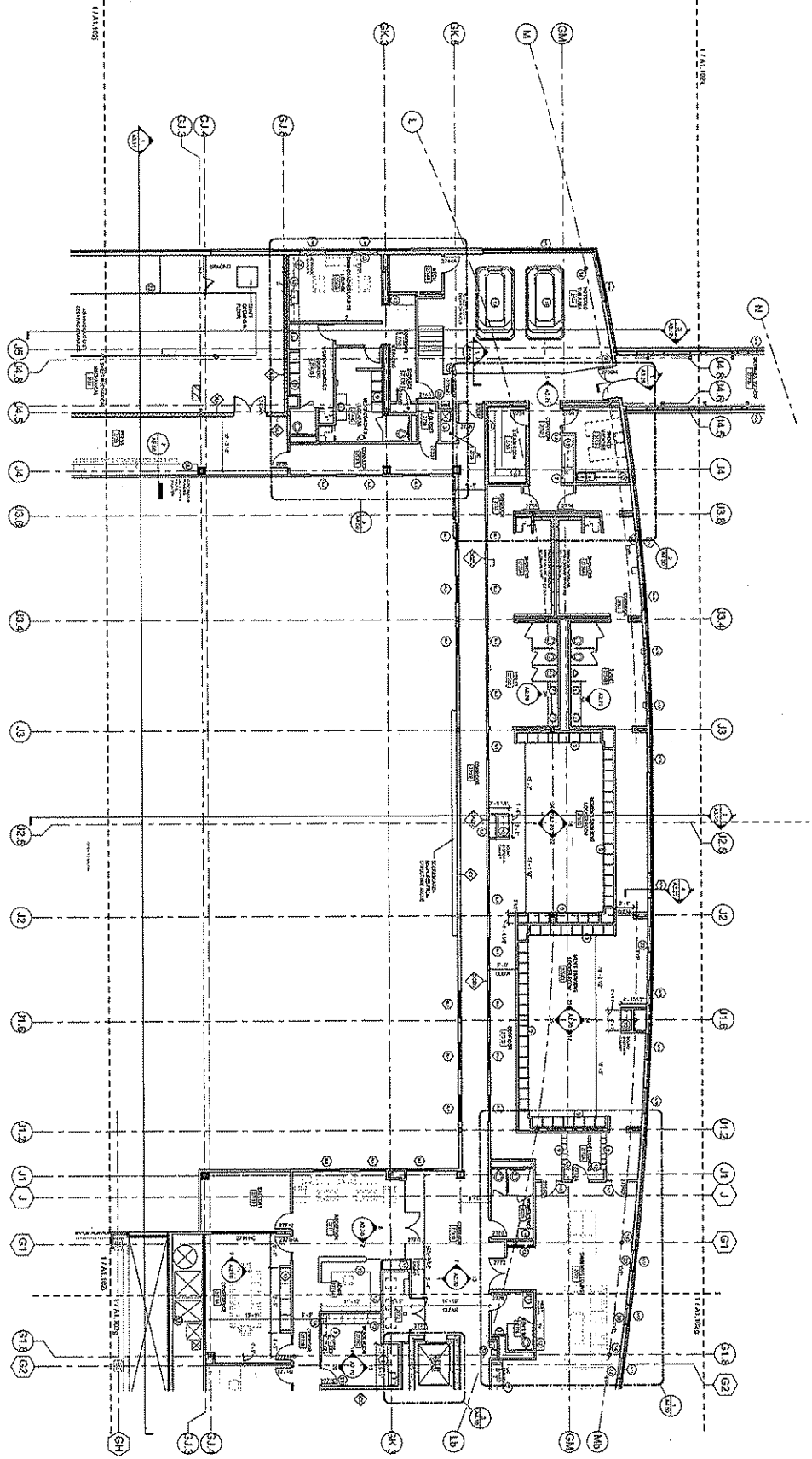
ATHLETICS HOCKEY / SWIMMING FACILITY - KOHL CENTER
 UNIVERSITY OF WISCONSIN - MADISON
 MADISON, WISCONSIN
 Sheet Title
OVERALL FLOOR PLAN - SECOND FLOOR

State of Wisconsin
 Department of Administration
 Division of State Facilities
 UNIVERSITY OF WISCONSIN - MADISON
 801 WEST DAYTON, MADISON, WI 53715

95% PROGRESS SET
 SEPTEMBER 17, 2010
 NOT FOR CONSTRUCTION

Kahler Slater
 ARCHITECTS
 1000 UNIVERSITY AVENUE
 MADISON, WI 53706
 (608) 263-1000
 www.kahlerslater.com

8



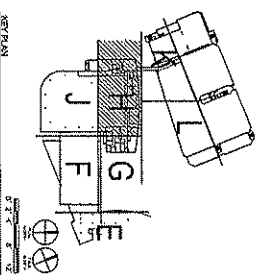
① SECOND FLOOR - AREA H
1/8" = 1'-0"

GENERAL NOTES

1. REFER TO GENERAL NOTES FOR ALL APPLICABLE NOTES.
2. ALL WORK SHALL BE IN ACCORDANCE WITH THE LATEST EDITIONS OF THE BUILDING CODES AND ALL APPLICABLE REGULATIONS.
3. ALL WORK SHALL BE IN ACCORDANCE WITH THE LATEST EDITIONS OF THE NATIONAL ELECTRICAL CODE (NEC) AND ALL APPLICABLE REGULATIONS.
4. ALL WORK SHALL BE IN ACCORDANCE WITH THE LATEST EDITIONS OF THE INTERNATIONAL MECHANICAL AND PLUMBING CODES (IMC/IPC) AND ALL APPLICABLE REGULATIONS.
5. ALL WORK SHALL BE IN ACCORDANCE WITH THE LATEST EDITIONS OF THE INTERNATIONAL FIRE AND SAFETY CODE (IFSC) AND ALL APPLICABLE REGULATIONS.
6. ALL WORK SHALL BE IN ACCORDANCE WITH THE LATEST EDITIONS OF THE INTERNATIONAL BUILDING CODE (IBC) AND ALL APPLICABLE REGULATIONS.
7. ALL WORK SHALL BE IN ACCORDANCE WITH THE LATEST EDITIONS OF THE INTERNATIONAL ENERGY CONSERVATION CODE (IECC) AND ALL APPLICABLE REGULATIONS.
8. ALL WORK SHALL BE IN ACCORDANCE WITH THE LATEST EDITIONS OF THE INTERNATIONAL SMOKE AND SMOKE-CONTROL CODE (ISSCC) AND ALL APPLICABLE REGULATIONS.
9. ALL WORK SHALL BE IN ACCORDANCE WITH THE LATEST EDITIONS OF THE INTERNATIONAL PLUMBING AND MECHANICAL CODE (IPMC) AND ALL APPLICABLE REGULATIONS.
10. ALL WORK SHALL BE IN ACCORDANCE WITH THE LATEST EDITIONS OF THE INTERNATIONAL FIRE AND SAFETY CODE (IFSC) AND ALL APPLICABLE REGULATIONS.
11. ALL WORK SHALL BE IN ACCORDANCE WITH THE LATEST EDITIONS OF THE INTERNATIONAL BUILDING CODE (IBC) AND ALL APPLICABLE REGULATIONS.
12. ALL WORK SHALL BE IN ACCORDANCE WITH THE LATEST EDITIONS OF THE INTERNATIONAL ENERGY CONSERVATION CODE (IECC) AND ALL APPLICABLE REGULATIONS.
13. ALL WORK SHALL BE IN ACCORDANCE WITH THE LATEST EDITIONS OF THE INTERNATIONAL SMOKE AND SMOKE-CONTROL CODE (ISSCC) AND ALL APPLICABLE REGULATIONS.
14. ALL WORK SHALL BE IN ACCORDANCE WITH THE LATEST EDITIONS OF THE INTERNATIONAL PLUMBING AND MECHANICAL CODE (IPMC) AND ALL APPLICABLE REGULATIONS.
15. ALL WORK SHALL BE IN ACCORDANCE WITH THE LATEST EDITIONS OF THE INTERNATIONAL FIRE AND SAFETY CODE (IFSC) AND ALL APPLICABLE REGULATIONS.
16. ALL WORK SHALL BE IN ACCORDANCE WITH THE LATEST EDITIONS OF THE INTERNATIONAL BUILDING CODE (IBC) AND ALL APPLICABLE REGULATIONS.
17. ALL WORK SHALL BE IN ACCORDANCE WITH THE LATEST EDITIONS OF THE INTERNATIONAL ENERGY CONSERVATION CODE (IECC) AND ALL APPLICABLE REGULATIONS.
18. ALL WORK SHALL BE IN ACCORDANCE WITH THE LATEST EDITIONS OF THE INTERNATIONAL SMOKE AND SMOKE-CONTROL CODE (ISSCC) AND ALL APPLICABLE REGULATIONS.
19. ALL WORK SHALL BE IN ACCORDANCE WITH THE LATEST EDITIONS OF THE INTERNATIONAL PLUMBING AND MECHANICAL CODE (IPMC) AND ALL APPLICABLE REGULATIONS.
20. ALL WORK SHALL BE IN ACCORDANCE WITH THE LATEST EDITIONS OF THE INTERNATIONAL FIRE AND SAFETY CODE (IFSC) AND ALL APPLICABLE REGULATIONS.

KEYED NOTES

1. ASSEMBLY SEATING
2. COURT
3. OFFICE
4. CONFERENCE
5. STORAGE
6. MECHANICAL
7. ELECTRICAL
8. PLUMBING
9. FIRE
10. ELEVATOR
11. STAIR
12. ENTRANCE
13. LOBBY
14. RECEPTION
15. WAITING
16. RESTROOM
17. LOCKER
18. STORAGE
19. MECHANICAL
20. ELECTRICAL
21. PLUMBING
22. FIRE
23. ELEVATOR
24. STAIR
25. ENTRANCE
26. LOBBY
27. RECEPTION
28. WAITING
29. RESTROOM
30. LOCKER
31. STORAGE
32. MECHANICAL
33. ELECTRICAL
34. PLUMBING
35. FIRE
36. ELEVATOR
37. STAIR
38. ENTRANCE
39. LOBBY
40. RECEPTION
41. WAITING
42. RESTROOM
43. LOCKER
44. STORAGE
45. MECHANICAL
46. ELECTRICAL
47. PLUMBING
48. FIRE
49. ELEVATOR
50. STAIR
51. ENTRANCE
52. LOBBY
53. RECEPTION
54. WAITING
55. RESTROOM
56. LOCKER
57. STORAGE
58. MECHANICAL
59. ELECTRICAL
60. PLUMBING
61. FIRE
62. ELEVATOR
63. STAIR
64. ENTRANCE
65. LOBBY
66. RECEPTION
67. WAITING
68. RESTROOM
69. LOCKER
70. STORAGE
71. MECHANICAL
72. ELECTRICAL
73. PLUMBING
74. FIRE
75. ELEVATOR
76. STAIR
77. ENTRANCE
78. LOBBY
79. RECEPTION
80. WAITING
81. RESTROOM
82. LOCKER
83. STORAGE
84. MECHANICAL
85. ELECTRICAL
86. PLUMBING
87. FIRE
88. ELEVATOR
89. STAIR
90. ENTRANCE
91. LOBBY
92. RECEPTION
93. WAITING
94. RESTROOM
95. LOCKER
96. STORAGE
97. MECHANICAL
98. ELECTRICAL
99. PLUMBING
100. FIRE
101. ELEVATOR
102. STAIR
103. ENTRANCE
104. LOBBY
105. RECEPTION
106. WAITING
107. RESTROOM
108. LOCKER
109. STORAGE
110. MECHANICAL
111. ELECTRICAL
112. PLUMBING
113. FIRE
114. ELEVATOR
115. STAIR
116. ENTRANCE
117. LOBBY
118. RECEPTION
119. WAITING
120. RESTROOM
121. LOCKER
122. STORAGE
123. MECHANICAL
124. ELECTRICAL
125. PLUMBING
126. FIRE
127. ELEVATOR
128. STAIR
129. ENTRANCE
130. LOBBY
131. RECEPTION
132. WAITING
133. RESTROOM
134. LOCKER
135. STORAGE
136. MECHANICAL
137. ELECTRICAL
138. PLUMBING
139. FIRE
140. ELEVATOR
141. STAIR
142. ENTRANCE
143. LOBBY
144. RECEPTION
145. WAITING
146. RESTROOM
147. LOCKER
148. STORAGE
149. MECHANICAL
150. ELECTRICAL
151. PLUMBING
152. FIRE
153. ELEVATOR
154. STAIR
155. ENTRANCE
156. LOBBY
157. RECEPTION
158. WAITING
159. RESTROOM
160. LOCKER
161. STORAGE
162. MECHANICAL
163. ELECTRICAL
164. PLUMBING
165. FIRE
166. ELEVATOR
167. STAIR
168. ENTRANCE
169. LOBBY
170. RECEPTION
171. WAITING
172. RESTROOM
173. LOCKER
174. STORAGE
175. MECHANICAL
176. ELECTRICAL
177. PLUMBING
178. FIRE
179. ELEVATOR
180. STAIR
181. ENTRANCE
182. LOBBY
183. RECEPTION
184. WAITING
185. RESTROOM
186. LOCKER
187. STORAGE
188. MECHANICAL
189. ELECTRICAL
190. PLUMBING
191. FIRE
192. ELEVATOR
193. STAIR
194. ENTRANCE
195. LOBBY
196. RECEPTION
197. WAITING
198. RESTROOM
199. LOCKER
200. STORAGE



Project Name	ATHLETICS HOCKEY / SWIMMING FACILITY - KOHL CENTER
Client	UNIVERSITY OF WISCONSIN - MADISON MADISON, WISCONSIN
Project No.	FLOOR PLAN - SECOND FLOOR - AREA H
Revision	
Scale	
Date	
Author	
Checker	
Project Manager	
Architect	
Contractor	
Engineer	
Surveyor	
Other	
Scale	1/8" = 1'-0"
Date	09/17/2010
Project No.	558 PROGRESS
Sheet No.	A1.102h

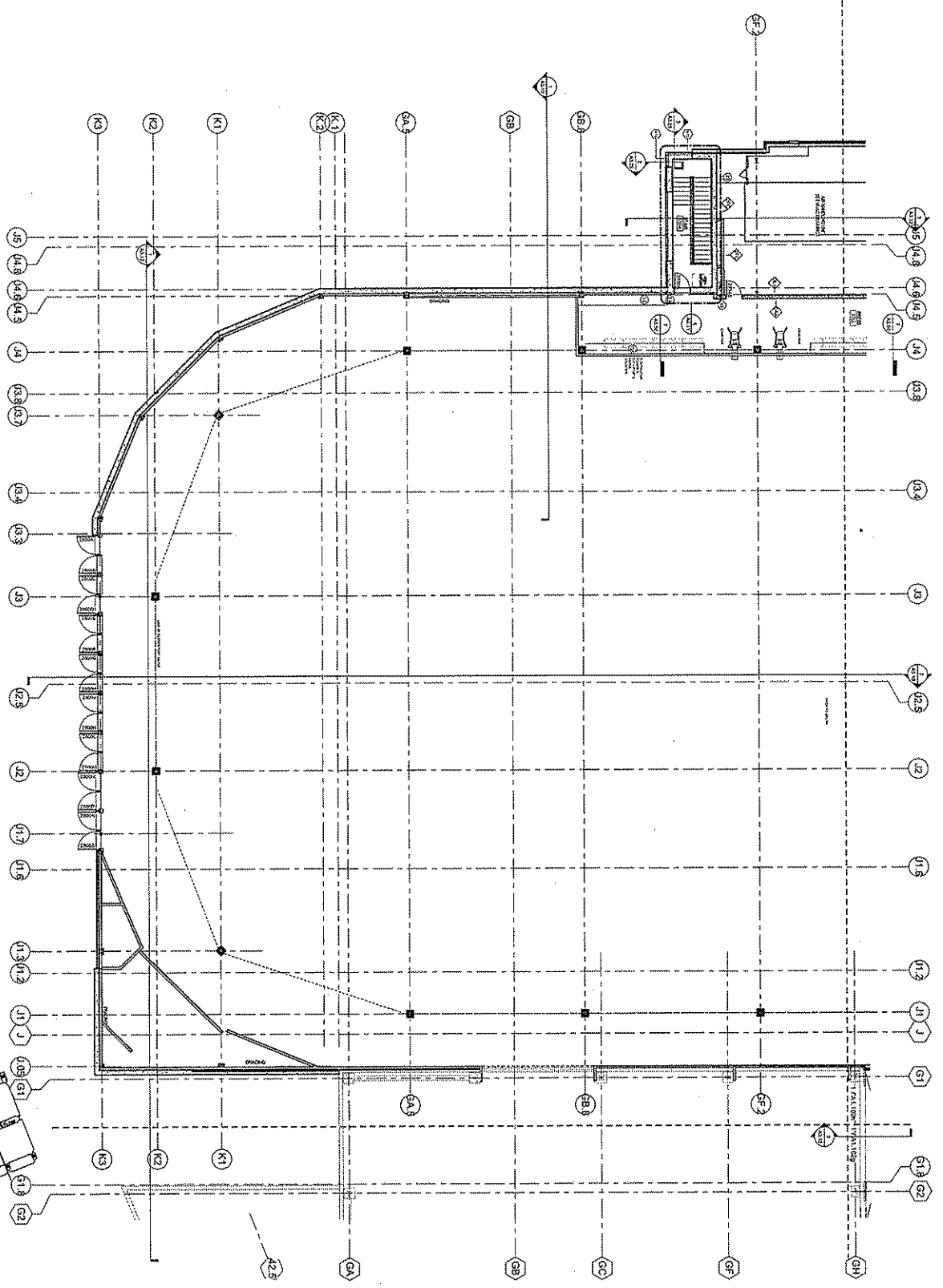
State of Wisconsin
Department of Administration
Division of State Facilities

UNIVERSITY OF WISCONSIN - MADISON
501 WEST DAYTON, MADISON, WI 53715

95% PROGRESS SET
SEPTEMBER 17, 2010
NOT FOR CONSTRUCTION

Kahler Slater
ARCHITECTS
1000 UNIVERSITY AVENUE
MADISON, WISCONSIN 53706
TEL: 608.263.1234
WWW.KAHLERSLATER.COM

1.1A.1005



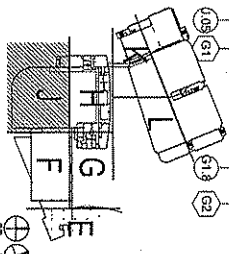
① SECOND FLOOR - AREA J
10/2/10

GENERAL NOTES

- 1. REFER TO ALL CONTRACT DOCUMENTS FOR GENERAL NOTES AND SPECIFICATIONS.
- 2. ALL WORK SHALL BE IN ACCORDANCE WITH THE LATEST EDITIONS OF THE U.S. NATIONAL BUILDING CODES AND ALL APPLICABLE LOCAL ORDINANCES.
- 3. ALL MATERIALS AND METHODS OF CONSTRUCTION SHALL BE APPROVED BY THE ARCHITECT PRIOR TO CONSTRUCTION.
- 4. ALL WORK SHALL BE COMPLETED WITHIN THE SPECIFIED TIME FRAME.
- 5. THE CONTRACTOR SHALL BE RESPONSIBLE FOR OBTAINING ALL NECESSARY PERMITS AND APPROVALS FROM THE APPROPRIATE AGENCIES.
- 6. ALL UTILITIES SHALL BE PROTECTED AND MAINTAINED THROUGHOUT THE CONSTRUCTION PROCESS.
- 7. THE CONTRACTOR SHALL MAINTAIN ACCESS TO ALL ADJACENT AREAS AND SERVICES AT ALL TIMES.
- 8. ALL WORK SHALL BE COMPLETED IN ACCORDANCE WITH THE SCHEDULED WORK PROGRAM.
- 9. THE CONTRACTOR SHALL BE RESPONSIBLE FOR THE PROTECTION AND REPAIR OF ALL EXISTING UTILITIES AND STRUCTURES.
- 10. ALL MATERIALS SHALL BE STORED PROPERLY AND PROTECTED FROM THE ELEMENTS.
- 11. THE CONTRACTOR SHALL MAINTAIN A CLEAN AND SAFE WORKING ENVIRONMENT AT ALL TIMES.
- 12. ALL WORK SHALL BE COMPLETED IN ACCORDANCE WITH THE QUALITY CONTROL PLAN.
- 13. THE CONTRACTOR SHALL BE RESPONSIBLE FOR THE PROTECTION AND REPAIR OF ALL EXISTING UTILITIES AND STRUCTURES.
- 14. ALL MATERIALS SHALL BE STORED PROPERLY AND PROTECTED FROM THE ELEMENTS.
- 15. THE CONTRACTOR SHALL MAINTAIN A CLEAN AND SAFE WORKING ENVIRONMENT AT ALL TIMES.

KEYED NOTES

- 1. REFER TO THE GENERAL NOTES FOR A COMPLETE LIST OF REQUIREMENTS.
- 2. ALL WORK SHALL BE COMPLETED IN ACCORDANCE WITH THE SCHEDULED WORK PROGRAM.
- 3. THE CONTRACTOR SHALL BE RESPONSIBLE FOR OBTAINING ALL NECESSARY PERMITS AND APPROVALS FROM THE APPROPRIATE AGENCIES.
- 4. ALL UTILITIES SHALL BE PROTECTED AND MAINTAINED THROUGHOUT THE CONSTRUCTION PROCESS.
- 5. THE CONTRACTOR SHALL MAINTAIN ACCESS TO ALL ADJACENT AREAS AND SERVICES AT ALL TIMES.
- 6. ALL WORK SHALL BE COMPLETED IN ACCORDANCE WITH THE SCHEDULED WORK PROGRAM.
- 7. THE CONTRACTOR SHALL BE RESPONSIBLE FOR THE PROTECTION AND REPAIR OF ALL EXISTING UTILITIES AND STRUCTURES.
- 8. ALL MATERIALS SHALL BE STORED PROPERLY AND PROTECTED FROM THE ELEMENTS.
- 9. THE CONTRACTOR SHALL MAINTAIN A CLEAN AND SAFE WORKING ENVIRONMENT AT ALL TIMES.
- 10. ALL WORK SHALL BE COMPLETED IN ACCORDANCE WITH THE QUALITY CONTROL PLAN.
- 11. THE CONTRACTOR SHALL BE RESPONSIBLE FOR THE PROTECTION AND REPAIR OF ALL EXISTING UTILITIES AND STRUCTURES.
- 12. ALL MATERIALS SHALL BE STORED PROPERLY AND PROTECTED FROM THE ELEMENTS.
- 13. THE CONTRACTOR SHALL MAINTAIN A CLEAN AND SAFE WORKING ENVIRONMENT AT ALL TIMES.



NO.	REVISION	DATE
1	ISSUE FOR PERMIT	09/17/2010
2	ISSUE FOR CONSTRUCTION	09/17/2010
3	ISSUE FOR CONSTRUCTION	09/17/2010

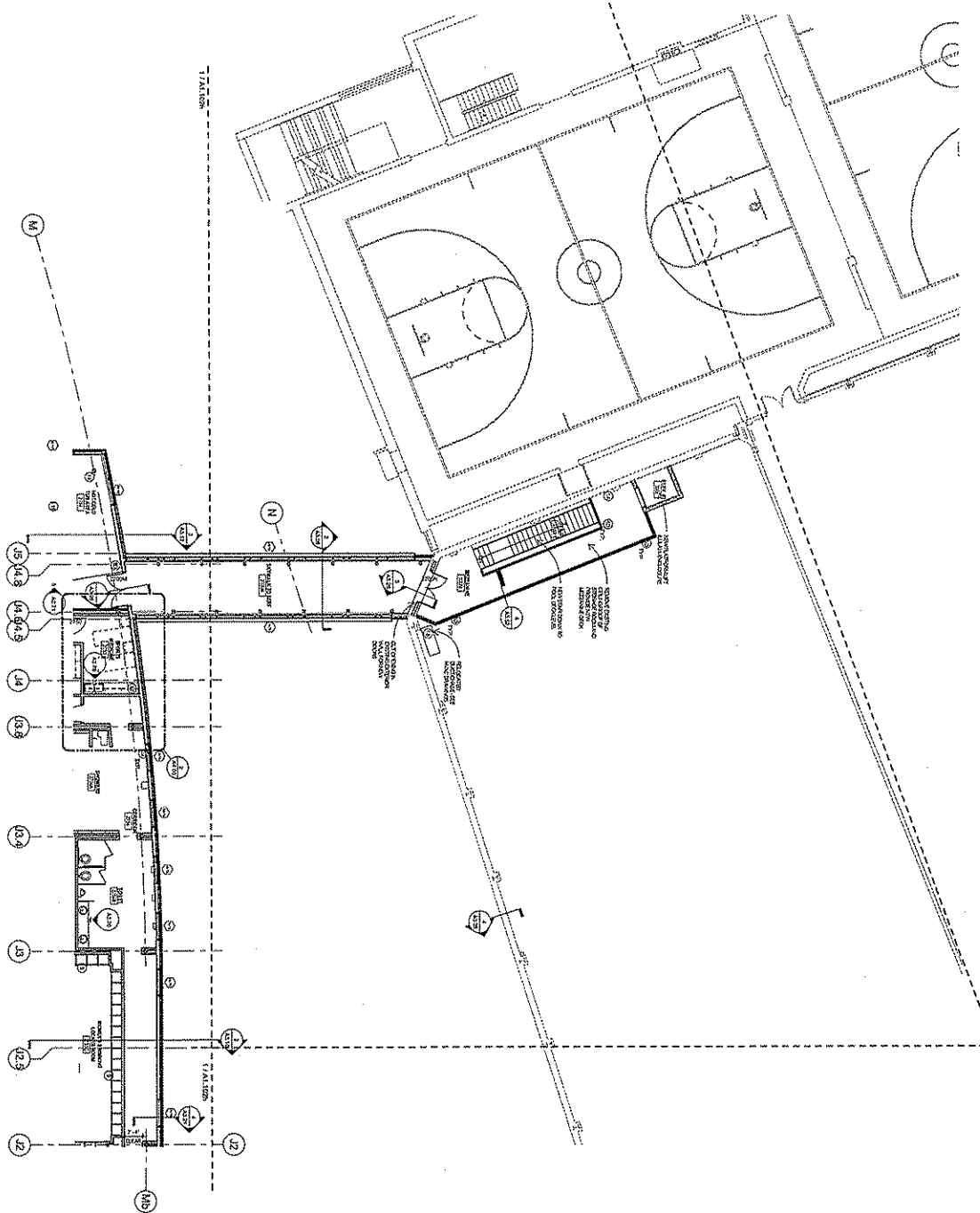
ATHLETICS HOCKEY / SWIMMING FACILITY - KOHL CENTER
 UNIVERSITY OF WISCONSIN - MADISON
 MADISON, WISCONSIN
 FLOOR PLAN - SECOND FLOOR - AREA J

State of Wisconsin
 Department of Administration
 Division of State Facilities
 UNIVERSITY OF WISCONSIN - MADISON
 601 WEST DAYTON, MADISON, WI 53715

95% PROGRESS SET
 SEPTEMBER 17, 2010
 NOT FOR CONSTRUCTION

Kahler Slater
 ARCHITECTS
 1000 UNIVERSITY AVENUE
 MADISON, WI 53706
 TEL: 608.263.1234
 FAX: 608.263.1235
 WWW.KSLATER.COM

① SECOND FLOOR AREA K

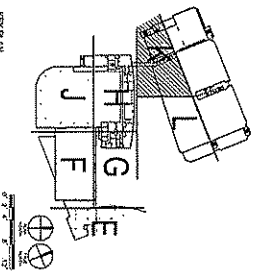


GENERAL NOTES

- 1. REFER TO GENERAL NOTES FOR THE FIRST FLOOR FOR THE FOLLOWING INFORMATION:
- 2. ALL WORK SHALL BE IN ACCORDANCE WITH THE UNIVERSITY OF WISCONSIN DESIGN STANDARDS AND SPECIFICATIONS.
- 3. ALL WORK SHALL BE IN ACCORDANCE WITH THE UNIVERSITY OF WISCONSIN DESIGN STANDARDS AND SPECIFICATIONS.
- 4. ALL WORK SHALL BE IN ACCORDANCE WITH THE UNIVERSITY OF WISCONSIN DESIGN STANDARDS AND SPECIFICATIONS.
- 5. ALL WORK SHALL BE IN ACCORDANCE WITH THE UNIVERSITY OF WISCONSIN DESIGN STANDARDS AND SPECIFICATIONS.
- 6. ALL WORK SHALL BE IN ACCORDANCE WITH THE UNIVERSITY OF WISCONSIN DESIGN STANDARDS AND SPECIFICATIONS.
- 7. ALL WORK SHALL BE IN ACCORDANCE WITH THE UNIVERSITY OF WISCONSIN DESIGN STANDARDS AND SPECIFICATIONS.
- 8. ALL WORK SHALL BE IN ACCORDANCE WITH THE UNIVERSITY OF WISCONSIN DESIGN STANDARDS AND SPECIFICATIONS.
- 9. ALL WORK SHALL BE IN ACCORDANCE WITH THE UNIVERSITY OF WISCONSIN DESIGN STANDARDS AND SPECIFICATIONS.
- 10. ALL WORK SHALL BE IN ACCORDANCE WITH THE UNIVERSITY OF WISCONSIN DESIGN STANDARDS AND SPECIFICATIONS.

KEYED NOTES

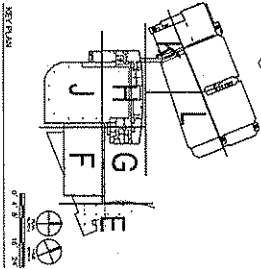
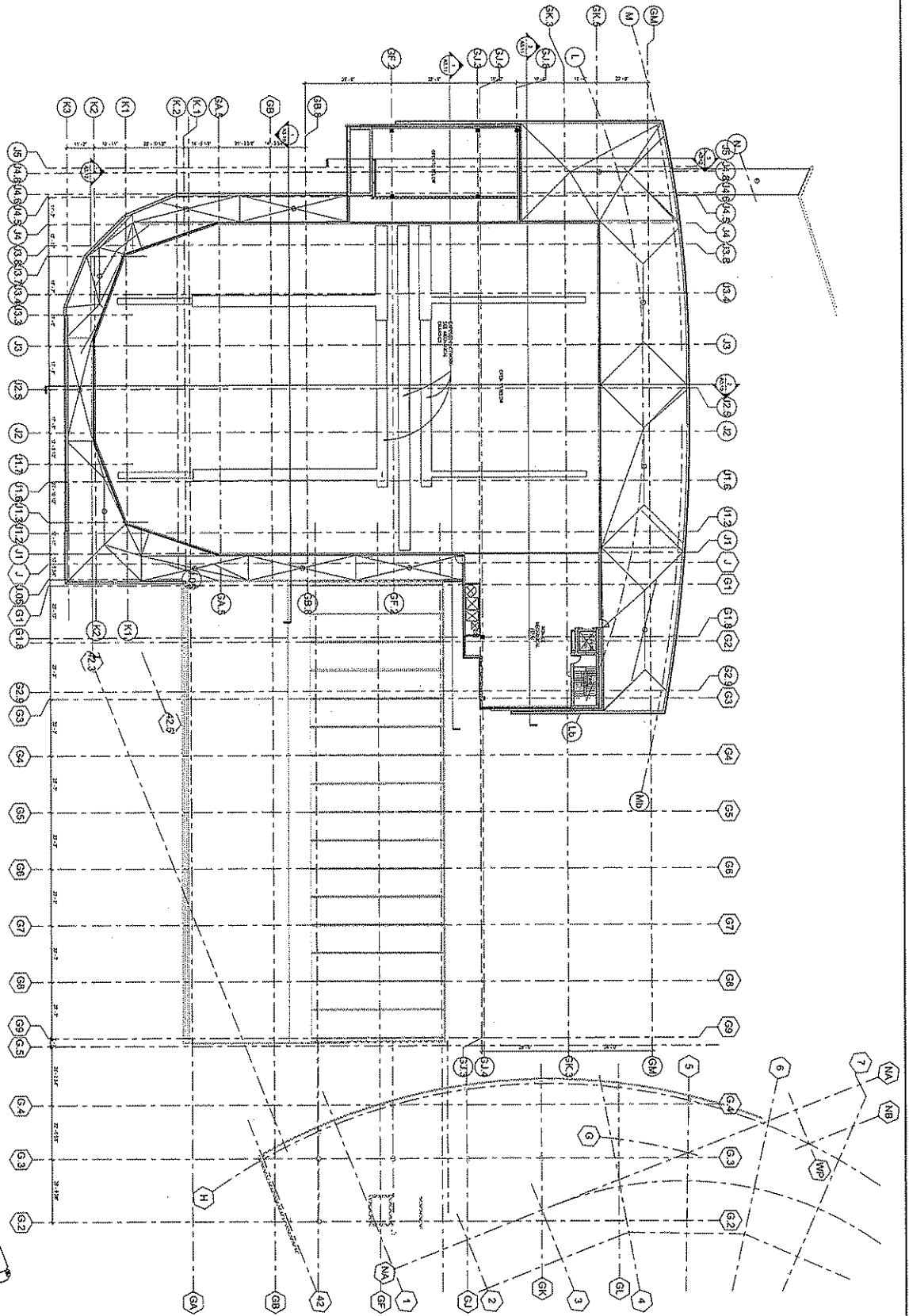
- 1. REFER TO GENERAL NOTES FOR THE FOLLOWING INFORMATION:
- 2. REFER TO GENERAL NOTES FOR THE FOLLOWING INFORMATION:
- 3. REFER TO GENERAL NOTES FOR THE FOLLOWING INFORMATION:
- 4. REFER TO GENERAL NOTES FOR THE FOLLOWING INFORMATION:
- 5. REFER TO GENERAL NOTES FOR THE FOLLOWING INFORMATION:
- 6. REFER TO GENERAL NOTES FOR THE FOLLOWING INFORMATION:
- 7. REFER TO GENERAL NOTES FOR THE FOLLOWING INFORMATION:
- 8. REFER TO GENERAL NOTES FOR THE FOLLOWING INFORMATION:
- 9. REFER TO GENERAL NOTES FOR THE FOLLOWING INFORMATION:
- 10. REFER TO GENERAL NOTES FOR THE FOLLOWING INFORMATION:
- 11. REFER TO GENERAL NOTES FOR THE FOLLOWING INFORMATION:
- 12. REFER TO GENERAL NOTES FOR THE FOLLOWING INFORMATION:
- 13. REFER TO GENERAL NOTES FOR THE FOLLOWING INFORMATION:
- 14. REFER TO GENERAL NOTES FOR THE FOLLOWING INFORMATION:
- 15. REFER TO GENERAL NOTES FOR THE FOLLOWING INFORMATION:
- 16. REFER TO GENERAL NOTES FOR THE FOLLOWING INFORMATION:
- 17. REFER TO GENERAL NOTES FOR THE FOLLOWING INFORMATION:
- 18. REFER TO GENERAL NOTES FOR THE FOLLOWING INFORMATION:
- 19. REFER TO GENERAL NOTES FOR THE FOLLOWING INFORMATION:
- 20. REFER TO GENERAL NOTES FOR THE FOLLOWING INFORMATION:



<p>PROJECT: ATHLETICS HOCKEY / SWIMMING FACILITY - KOHL CENTER</p> <p>UNIVERSITY OF WISCONSIN - MADISON</p> <p>MADISON, WISCONSIN</p> <p>FLOOR PLAN - SECOND FLOOR - AREA K</p>	<p>State of Wisconsin Department of Administration Division of State Facilities</p>	<p>95% PROGRESS SET SEPTEMBER 17, 2010 NOT FOR CONSTRUCTION</p>	<p>Kahler Slater ARCHITECTS</p> <p>1000 UNIVERSITY AVENUE MADISON, WI 53706</p>
<p>DATE: 09/17/2010</p> <p>SCALE: 3/8" = 1'-0"</p> <p>PROJECT NO: 09/17/2010</p> <p>DESIGNER: AT.102K</p>	<p>UNIVERSITY OF WISCONSIN - MADISON 501 WEST DATSON, MADISON, WI 53715</p>		

8

0 - GENERAL - STRUCTURE
 1 - MECHANICAL
 2 - ELECTRICAL



NO.	DATE	DESCRIPTION	BY	CHECKED
1	09/17/2010	55% PROGRESS		
2	09/17/2010			
3				
4				
5				
6				
7				
8				
9				
10				
11				
12				
13				
14				
15				

ATHLETICS HOCKEY / SWIMMING FACILITY - KOHL CENTER
 UNIVERSITY OF WISCONSIN - MADISON
 MADISON, WISCONSIN
 OVERALL FLOOR PLAN - PENTHOUSE



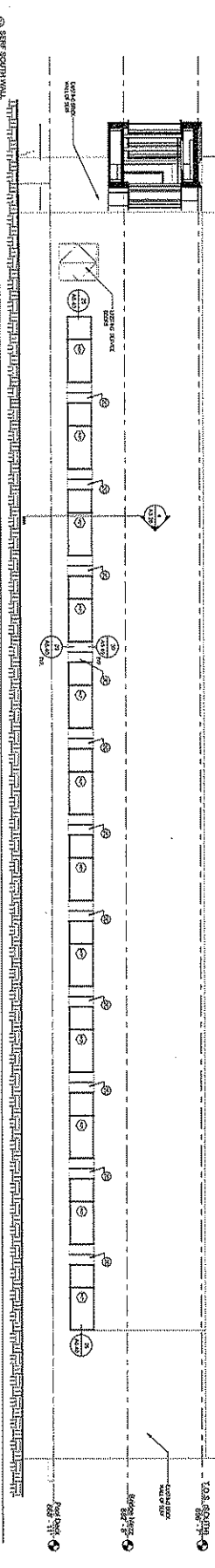
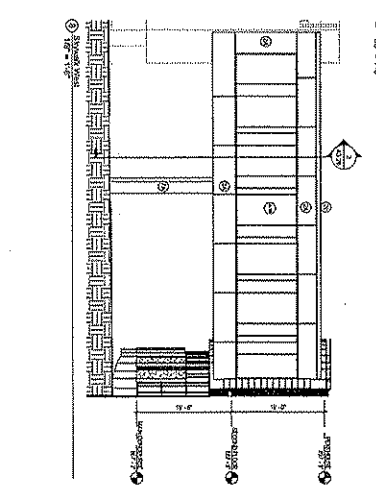
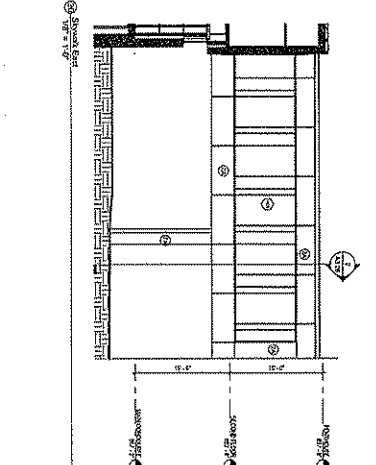
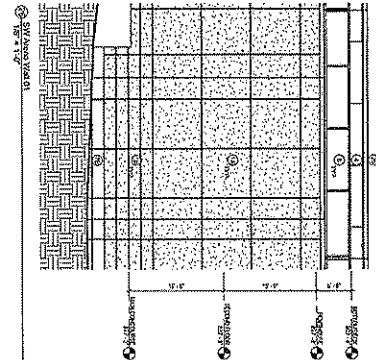
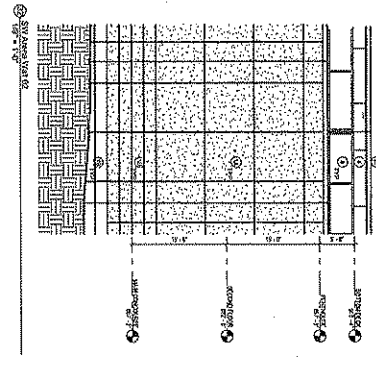
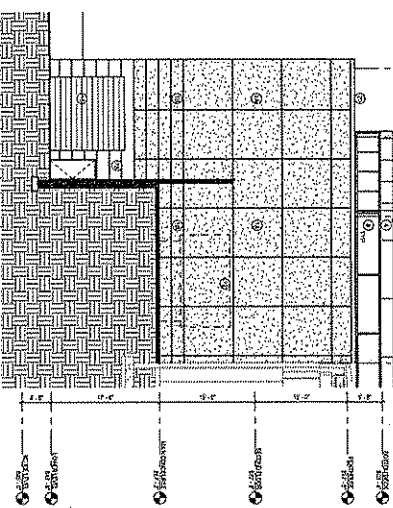
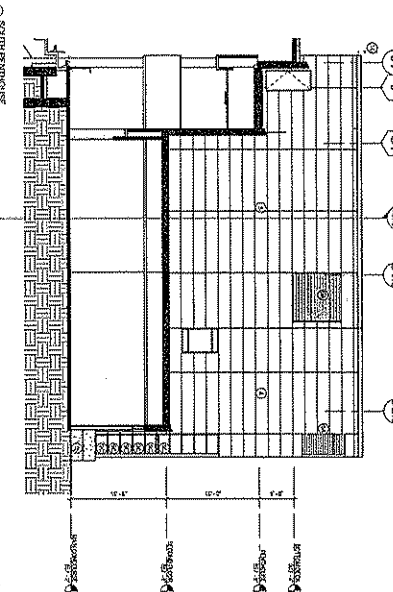
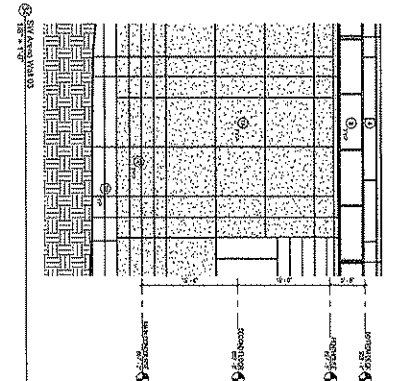
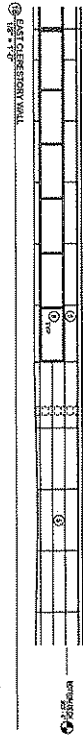
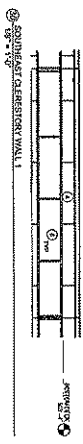
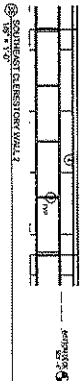
State of Wisconsin
 Department of Administration
 Division of State Facilities

UNIVERSITY OF WISCONSIN - MADISON
 601 WEST DAYTON, MADISON, WI 53715

95% PROGRESS SET
 SEPTEMBER 17, 2010
 NOT FOR CONSTRUCTION

Kahler Slater
 ARCHITECTS
 225 WEST WASHINGTON
 MADISON, WI 53703

8



GENERAL ELEVATION NOTES

- 1. MATERIALS TO BE USED AS SHOWN ON THIS DRAWING.
- 2. FINISHES TO BE USED AS SHOWN ON THIS DRAWING.
- 3. FINISHES TO BE USED AS SHOWN ON THIS DRAWING.
- 4. FINISHES TO BE USED AS SHOWN ON THIS DRAWING.
- 5. FINISHES TO BE USED AS SHOWN ON THIS DRAWING.
- 6. FINISHES TO BE USED AS SHOWN ON THIS DRAWING.
- 7. FINISHES TO BE USED AS SHOWN ON THIS DRAWING.
- 8. FINISHES TO BE USED AS SHOWN ON THIS DRAWING.
- 9. FINISHES TO BE USED AS SHOWN ON THIS DRAWING.
- 10. FINISHES TO BE USED AS SHOWN ON THIS DRAWING.
- 11. FINISHES TO BE USED AS SHOWN ON THIS DRAWING.
- 12. FINISHES TO BE USED AS SHOWN ON THIS DRAWING.
- 13. FINISHES TO BE USED AS SHOWN ON THIS DRAWING.
- 14. FINISHES TO BE USED AS SHOWN ON THIS DRAWING.
- 15. FINISHES TO BE USED AS SHOWN ON THIS DRAWING.
- 16. FINISHES TO BE USED AS SHOWN ON THIS DRAWING.
- 17. FINISHES TO BE USED AS SHOWN ON THIS DRAWING.
- 18. FINISHES TO BE USED AS SHOWN ON THIS DRAWING.
- 19. FINISHES TO BE USED AS SHOWN ON THIS DRAWING.
- 20. FINISHES TO BE USED AS SHOWN ON THIS DRAWING.
- 21. FINISHES TO BE USED AS SHOWN ON THIS DRAWING.
- 22. FINISHES TO BE USED AS SHOWN ON THIS DRAWING.
- 23. FINISHES TO BE USED AS SHOWN ON THIS DRAWING.
- 24. FINISHES TO BE USED AS SHOWN ON THIS DRAWING.
- 25. FINISHES TO BE USED AS SHOWN ON THIS DRAWING.
- 26. FINISHES TO BE USED AS SHOWN ON THIS DRAWING.
- 27. FINISHES TO BE USED AS SHOWN ON THIS DRAWING.
- 28. FINISHES TO BE USED AS SHOWN ON THIS DRAWING.
- 29. FINISHES TO BE USED AS SHOWN ON THIS DRAWING.
- 30. FINISHES TO BE USED AS SHOWN ON THIS DRAWING.
- 31. FINISHES TO BE USED AS SHOWN ON THIS DRAWING.
- 32. FINISHES TO BE USED AS SHOWN ON THIS DRAWING.
- 33. FINISHES TO BE USED AS SHOWN ON THIS DRAWING.
- 34. FINISHES TO BE USED AS SHOWN ON THIS DRAWING.
- 35. FINISHES TO BE USED AS SHOWN ON THIS DRAWING.
- 36. FINISHES TO BE USED AS SHOWN ON THIS DRAWING.
- 37. FINISHES TO BE USED AS SHOWN ON THIS DRAWING.
- 38. FINISHES TO BE USED AS SHOWN ON THIS DRAWING.
- 39. FINISHES TO BE USED AS SHOWN ON THIS DRAWING.
- 40. FINISHES TO BE USED AS SHOWN ON THIS DRAWING.
- 41. FINISHES TO BE USED AS SHOWN ON THIS DRAWING.
- 42. FINISHES TO BE USED AS SHOWN ON THIS DRAWING.
- 43. FINISHES TO BE USED AS SHOWN ON THIS DRAWING.
- 44. FINISHES TO BE USED AS SHOWN ON THIS DRAWING.
- 45. FINISHES TO BE USED AS SHOWN ON THIS DRAWING.
- 46. FINISHES TO BE USED AS SHOWN ON THIS DRAWING.
- 47. FINISHES TO BE USED AS SHOWN ON THIS DRAWING.
- 48. FINISHES TO BE USED AS SHOWN ON THIS DRAWING.
- 49. FINISHES TO BE USED AS SHOWN ON THIS DRAWING.
- 50. FINISHES TO BE USED AS SHOWN ON THIS DRAWING.

8