



Monroe Street Hours 2021

Krissy Wick, Public Services Director
Ching Wong, Monroe Street Library Supervisor
Margie Navarre Saaf, Borrower Services Manager
Tana Elias, Digital Services & Marketing Manager
MPL Data Work Group

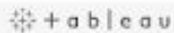
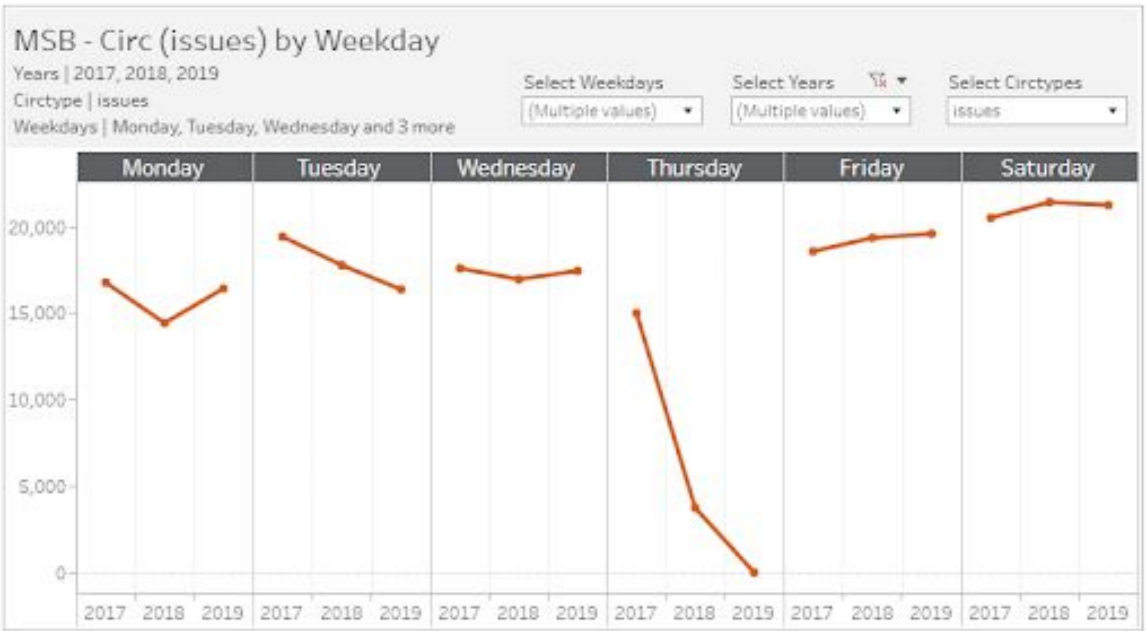
Strategy

A team of managers and the MPL data team examined:

- 3 years of circulation data by day and hour
 - visits by day and hour, 2018, 2019
 - curbside visits by day
 - curbside survey responses (2 week customer survey)
 - consulted with parking and traffic engineering staff
 - consulted Orange Schroeder, Monroe Street Merchants Association
-

< South Central Library System (SCLS) - Profile

Totals-Weekday Weekday-Time Data



MPL-Monroe Street Branch (MSB) | Circ by Weekday & Time

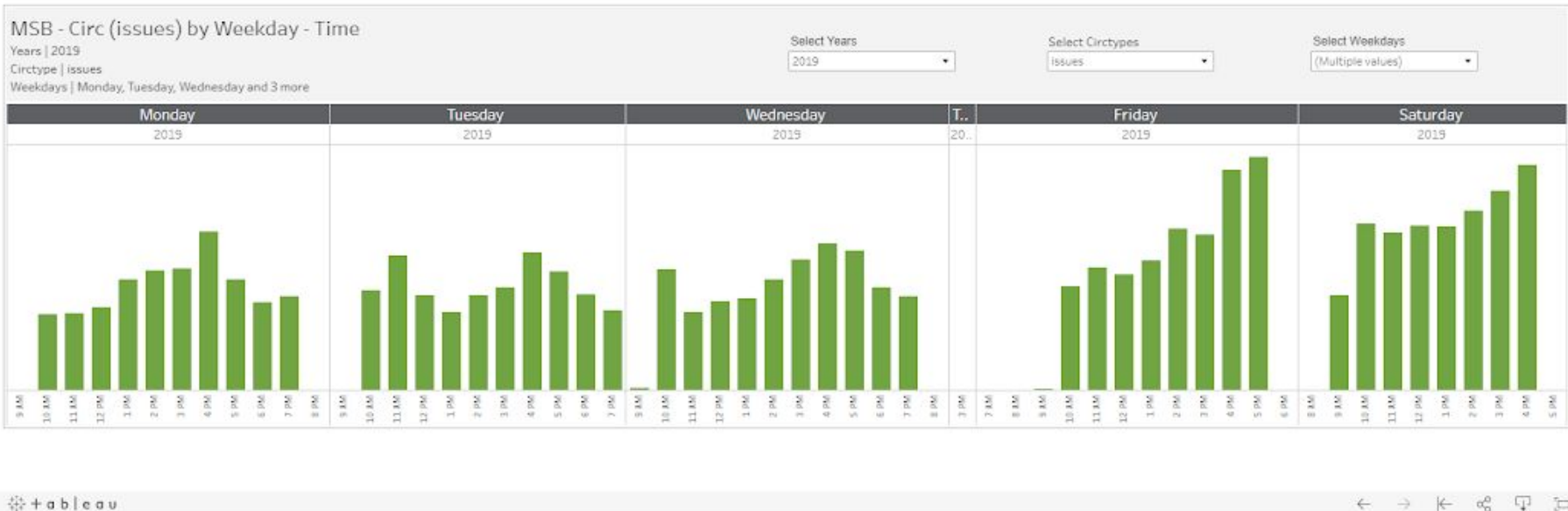
Viz Author: **South Central Library System (SCLS)**

MSB - Cic by Weekday & Time

View interactive data of Monroe Street circulation by day and hour for three years at:

<https://public.tableau.com/profile/scls#!/vizhome/MSB-CicbyWeekdayTime/Totals-Weekday>

Totals-Weekday Weekday-Time Data



MPL-Monroe Street Branch (MSB) | Circ by Weekday & Time

Viz Author: South Central Library System (SCLS)

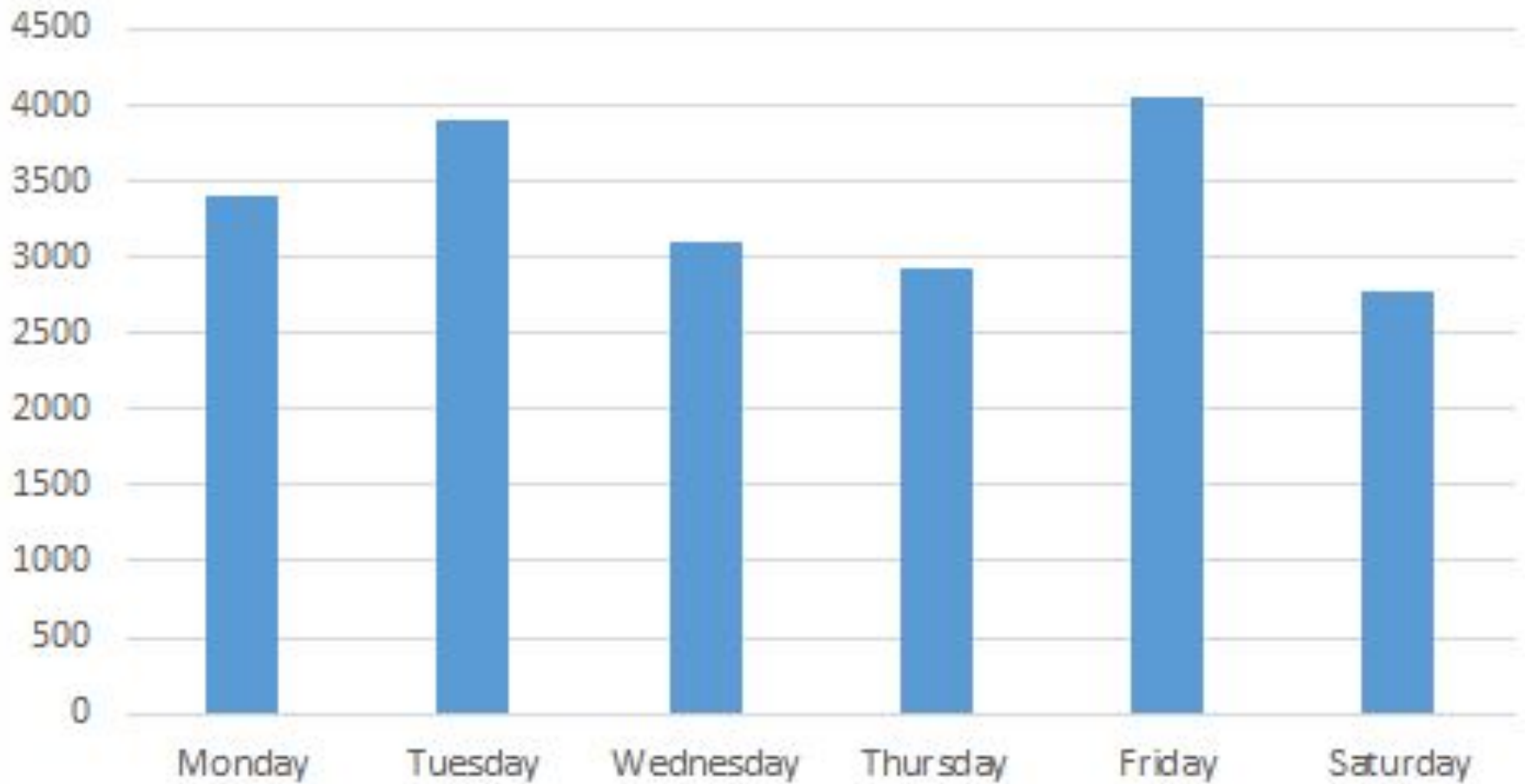
View interactive data of Monroe Street circulation by day and hour for three years at:

<https://public.tableau.com/profile/scls#!/vizhome/MSB-CicbyWeekdayTime/Totals-Weekday>

2018 and 2019 weekly survey data

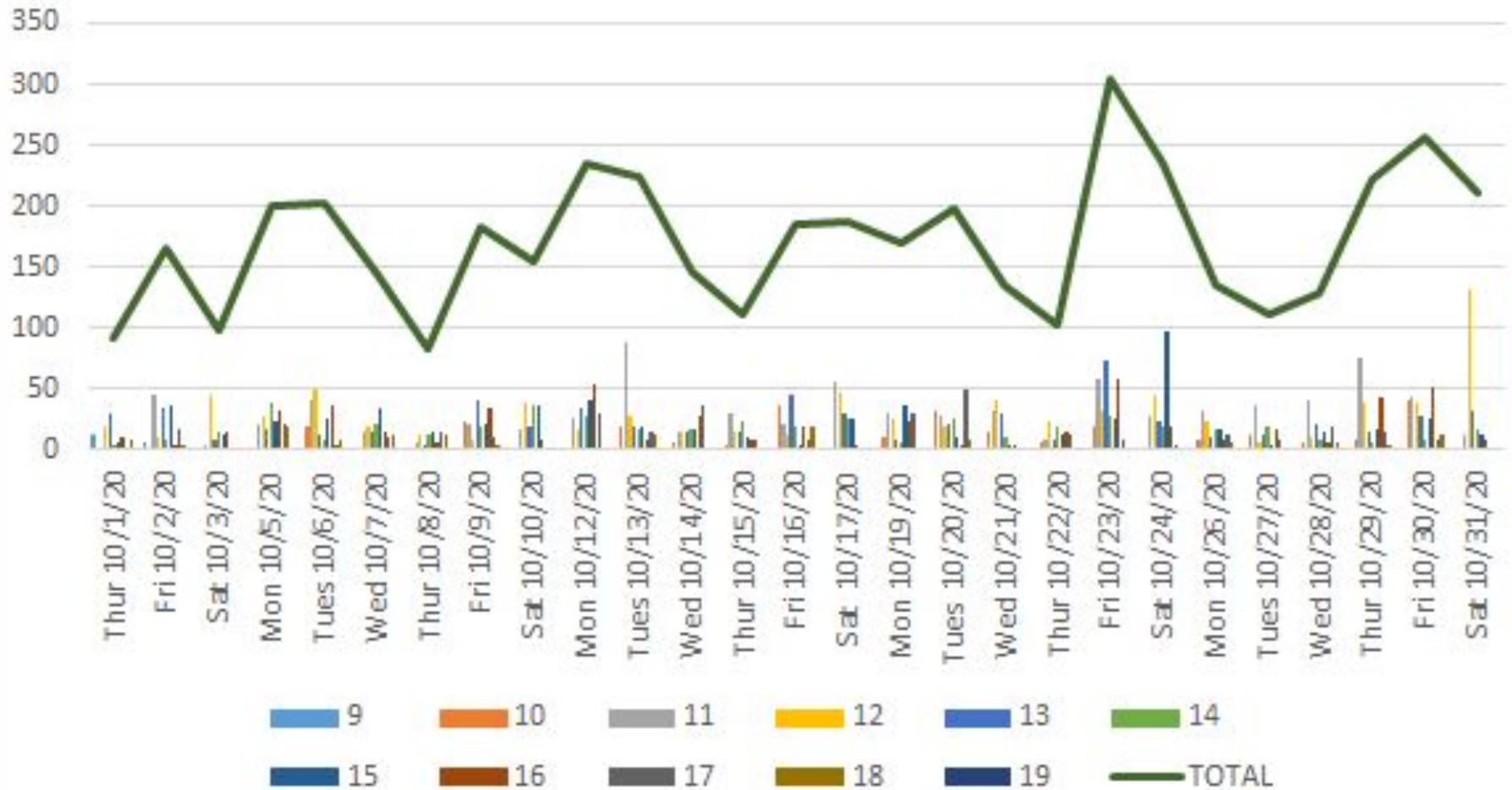
Gate count					
Day	October total	October per hour	July total	July per hour	Average per hour
Monday	285.5	28.6	283.5	28.4	28.5
Tuesday	283.5	28.4	322.5	32.3	30.3
Wednesday	203.0	20.3	287.0	28.7	24.5
Thursday	-	-	-	-	-
Friday	217.0	27.1	272.0	34.0	30.6
Saturday	263.5	32.9	150.0	25.0	29.5

Total Curbside Checkouts



Curbside checkouts by day, May-October 2020

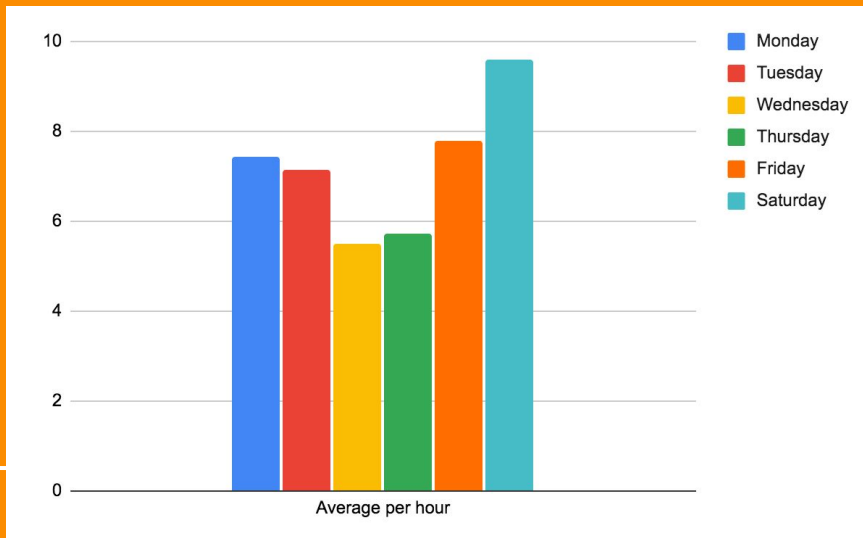
Oct 2020

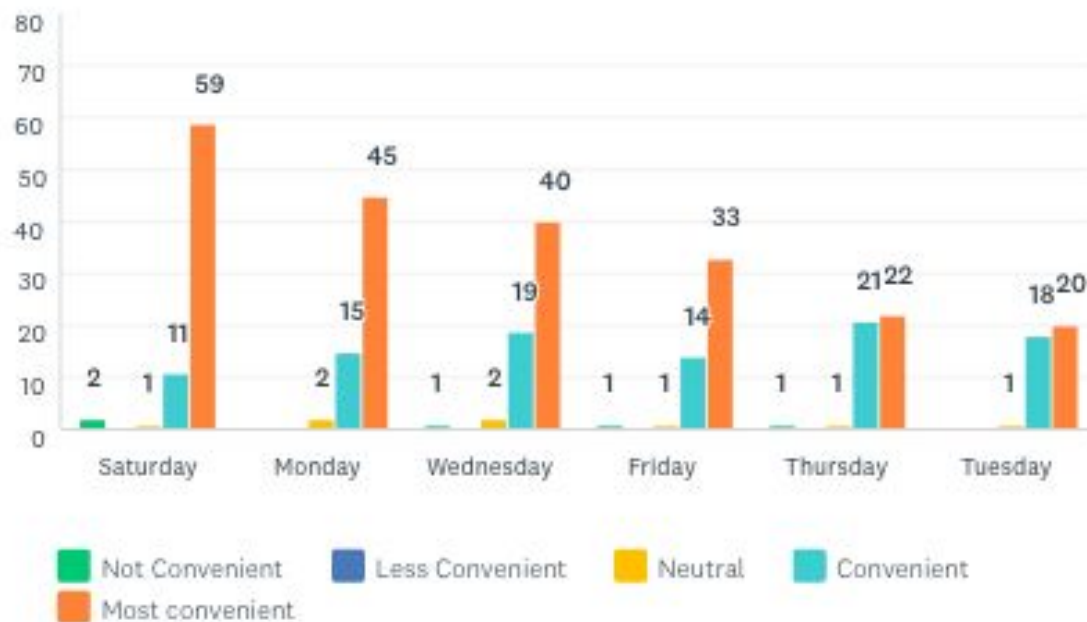


Curbside checkouts by hour, August-October 2020

curbside data

	Mon	Tues	Wed	Thur	Fri	Sat
Average total curbside appts.	54	61.7	44	45.7	62.7	48
Average curbside appts. per hour	7.4	7.1	5.5	5.71	7.8	9.6
Overall total appts	594	628	484	503	690	530





	NOT CONVENIENT	LESS CONVENIENT	NEUTRAL	CONVENIENT	MOST CONVENIENT	TOTAL
▼ Saturday	2.74% 2	0.00% 0	1.37% 1	15.07% 11	80.82% 59	73
▼ Monday	0.00% 0	0.00% 0	3.23% 2	24.19% 15	72.58% 45	62
▼ Wednesday	1.61% 1	0.00% 0	3.23% 2	30.65% 19	64.52% 40	62
▼ Friday	2.04% 1	0.00% 0	2.04% 1	28.57% 14	67.35% 33	49
▼ Thursday	2.22% 1	0.00% 0	2.22% 1	46.67% 21	48.89% 22	45
▼ Tuesday	0.00% 0	0.00% 0	2.56% 1	46.15% 18	51.28% 20	39

Staffing in Budget

- **100% Library Assistant (3 days at Monroe Street, 2 days at Central**
 - **2 Library Pages**
-

COVID hours recommendation

Monday 10am-1pm, 2-6pm

Tuesday 10am-1pm, 2-6pm

Friday 10am-1pm, 2-6pm

post-COVID hours recommendation

Tuesday 10am-1pm, 2-6pm

Friday 10am-1pm, 2-6pm

Saturday 9am-1pm, 2-5pm
