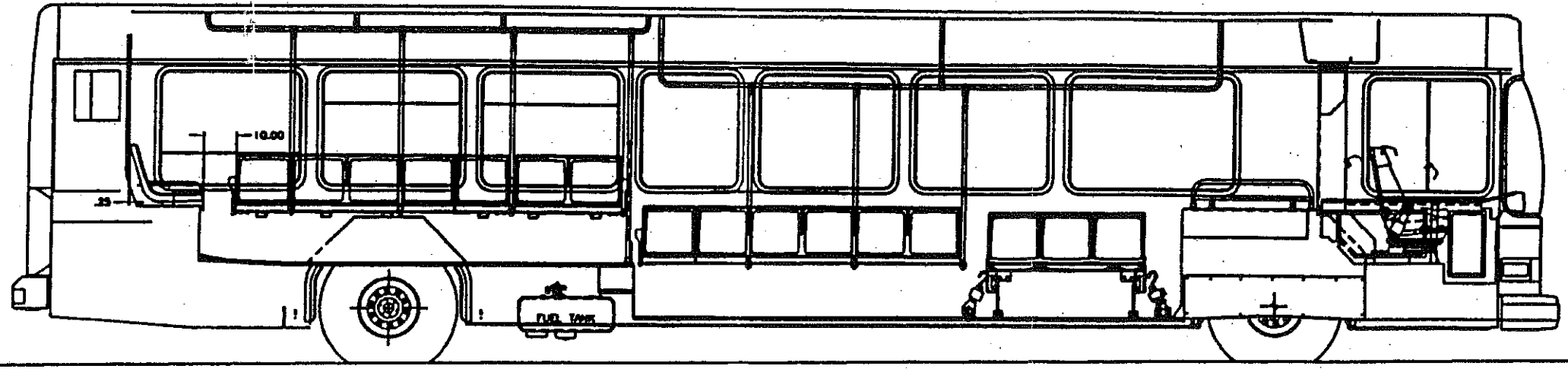


STANCHION LOCATION	QTY.
FWD. LONGITUDINAL	5
REAR LONGITUDINAL	6




VIEW: B - B

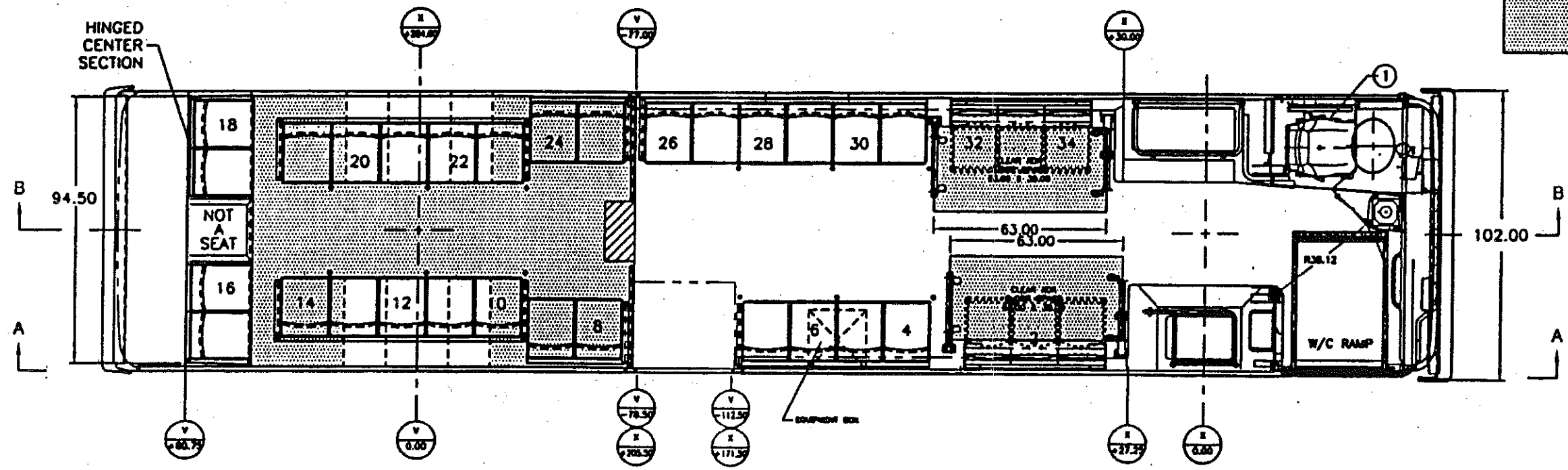

LOW FLOOR



1ST STEP



2ND STEP



A	REV BY	DATE	REL FOR CUSTOMER APPROVAL	REI 46875
			REVISION	RELEASE

34
PASSENGERS
+ DRIVER

PASSENGER SEAT SUPPLIER:
AMERICAN SEATING CO.
PASSENGER SEAT MODELS:
6468 (FG) (ALL)

ARMRESTS, ENERGY-ABSORBING
C - SIZE GRAB HANDLES: STAINLESS STEEL

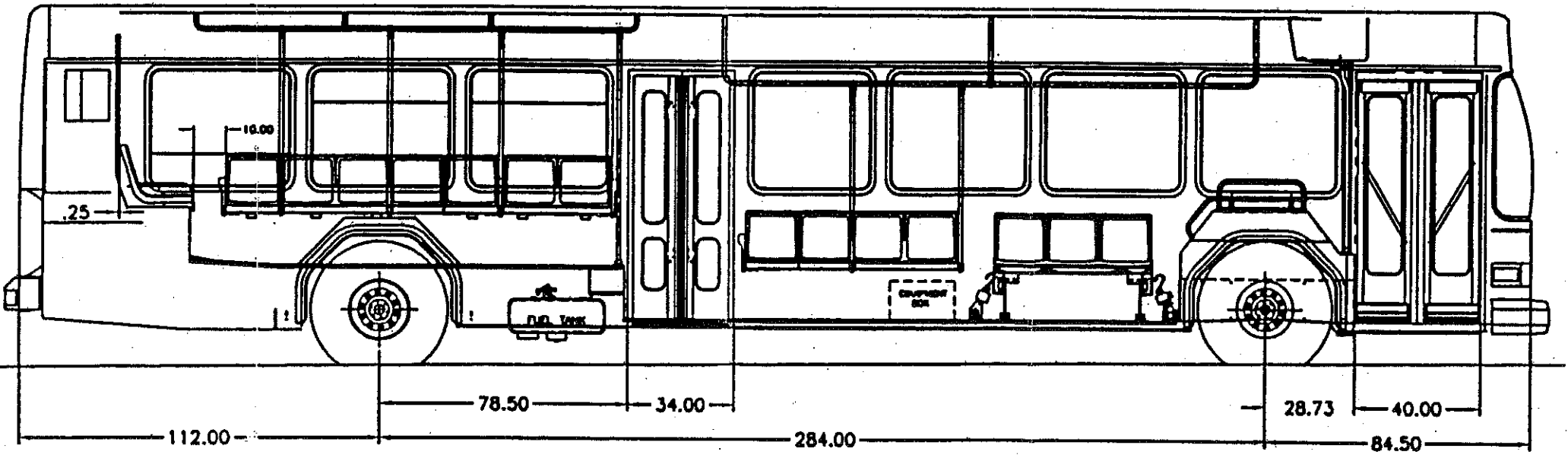
T-PEDESTAL ADB CANTILEVERED
MINIMUM HIP-TO-KNEE DIMENSION: 26.50"

W/C RESTRAINT OPTION: A2/F/P
SEE GILLIG ENGINEERING DESIGN BULLETIN
152.014 FOR LIST & DESCRIPTION OF OPTIONS
W/C POSITIONS, RESTRAINTS TO COMPLY w/ ADA

NOTES: STAINLESS STEEL CHASSIS
SERIES 50 ENGINE w/ SETTEE HUMP

SHEET 1 OF 2; SEE SHEET 2 FOR VENDOR P/N
& DETAILS REF. TO ITEM NUMBERS ON LAYOUT
SEE GILLIG DESIGN BULLETINS 152.001, 152.002,
& 152.003 FOR SEAT DIMENSIONAL SPECS.
SEATS & BELTS MUST MEET FMVSS 209 & 302
STANDARDS IN EFFECT DURING MANUFACTURE

TOLERANCE: ±0.25"
SCALE: 1/36 = 1.0
COMPUTER GENERATED - DO NOT CHANGE ORIGINAL



Don Chittophong 6/25/03

GILLIG GILLIG CORPORATION
HAYWARD, CA

KIT & DIAGRAM, SEAT
SSLF 40' - 102" (G22 D102 N4)