

City of Madison Emerald Ash Borer Plan



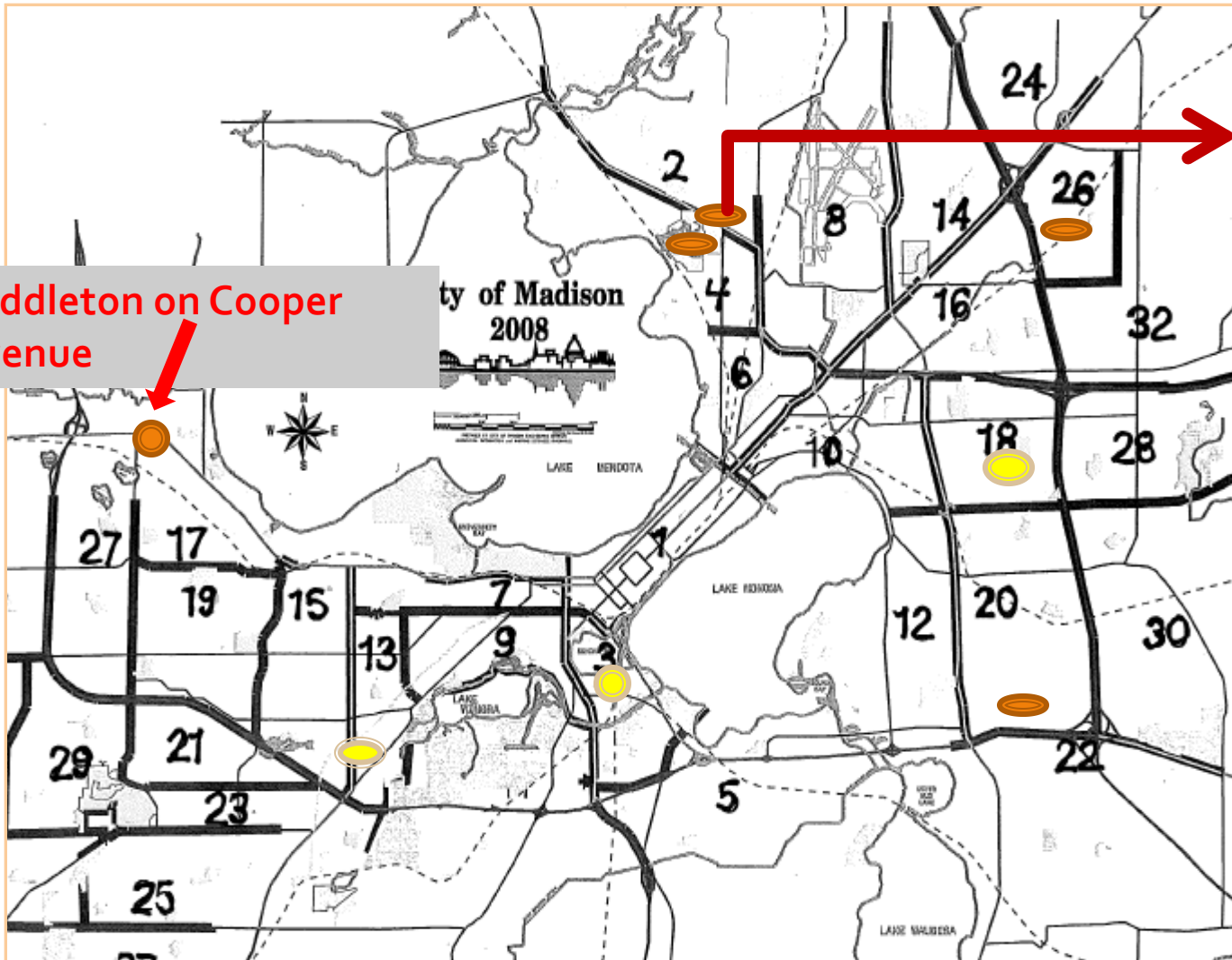
2015

Marla Eddy, City Forester



conserve
**MADISON
PARKS**

Where is EAB?



Most likely five years old!

2013 & 2014

2015

Middleton on Cooper Avenue

Woodpecker damage

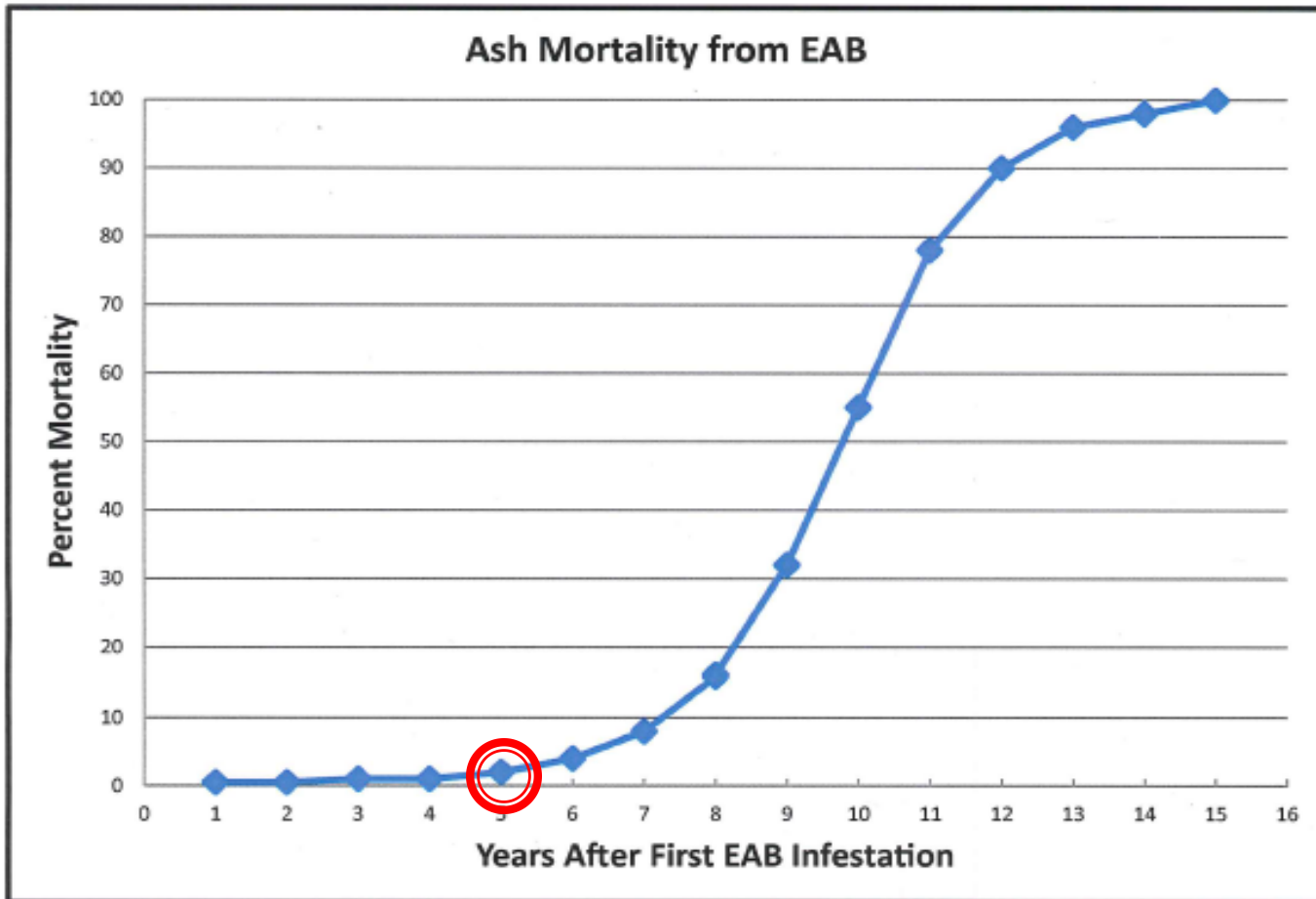


FLECKING



Ash Mortality

Know Where You Are



How did We get here?

- Dutch Elm Disease
- Nursery Stock Availability



Invasive Pests

- Gypsy Moth
- Asian Longhorned Beetle
- Emerald Ash Borer
- Next Insect/Disease?



Asian Longhorned Beetle

Map 1. Asian Longhorned Beetle Infestations in North America
(as of July 2012)





EAB Plan

- Implement a chemical treatment program for terrace trees 10 inches diameter at Breast Height (DBH) and greater. **Started**
- Treat 1/3rd (approximately 4,000 street trees) in 2014. **Completed**
- Ash street trees in poor condition or under power transmission lines will not be treated.


Trees Under Powerlines



Utility companies have an obligation to perform tree pruning under Chapter PSC 114 of the Wisconsin Administrative Code.



Front side



Back side



City of Milwaukee



- - First treatment
- - Second treatment
- △ - Third treatment



Decline = Slow Death

Seen as:

- Reduction in growth
- Dead limbs
- Leaves that change from their usual green color



30%

TREEAge




- Effective for two years. Some studies are now showing effective for three years.
- Not available for purchase to homeowners
- Emamectin benzoate is injected into a tree's vascular system.

- A similar product has been used in salmon farming.
- In California for some fruit and vegetable crops.
- A related product is used in veterinary medicine.

Process

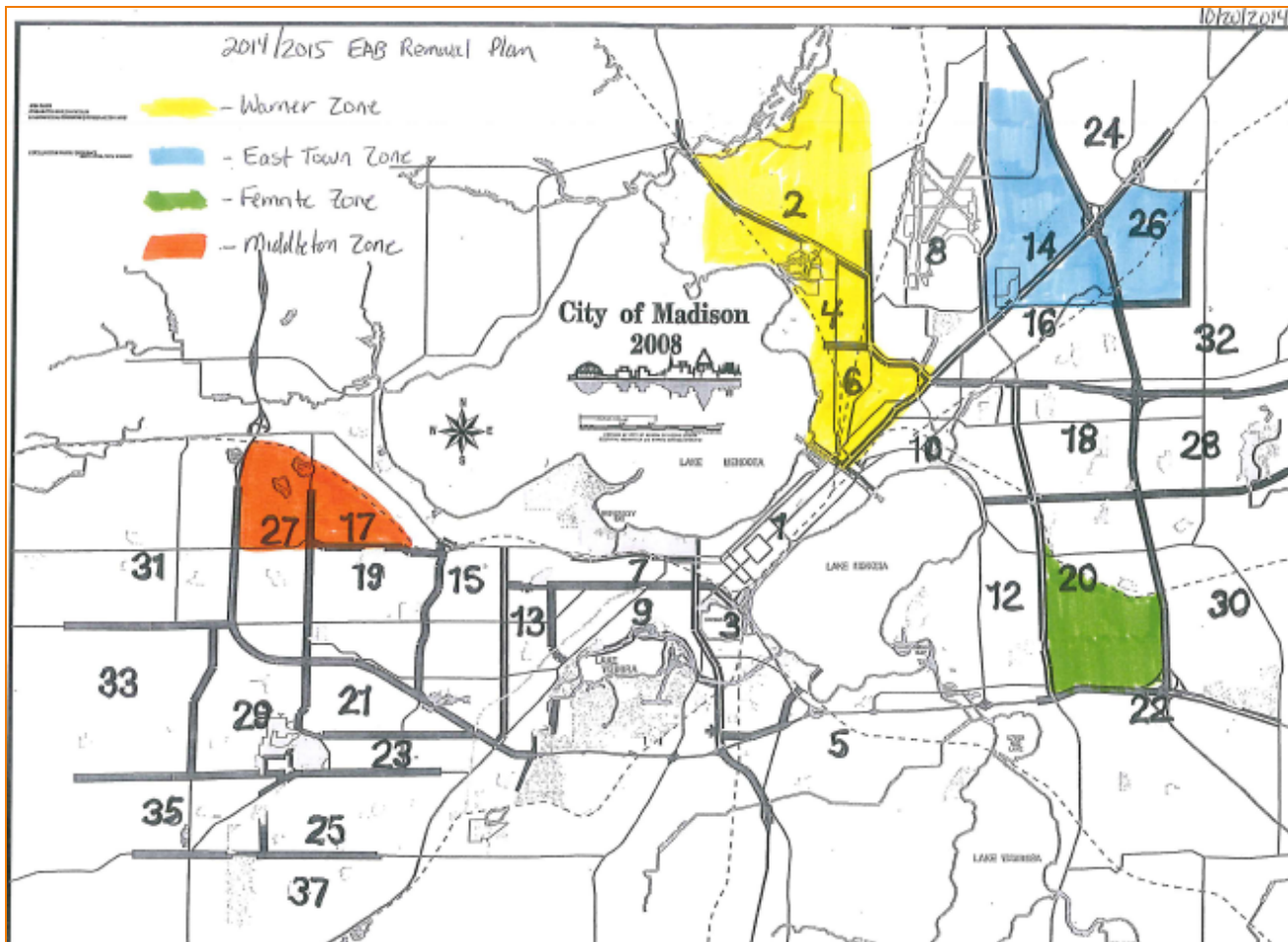


Plug



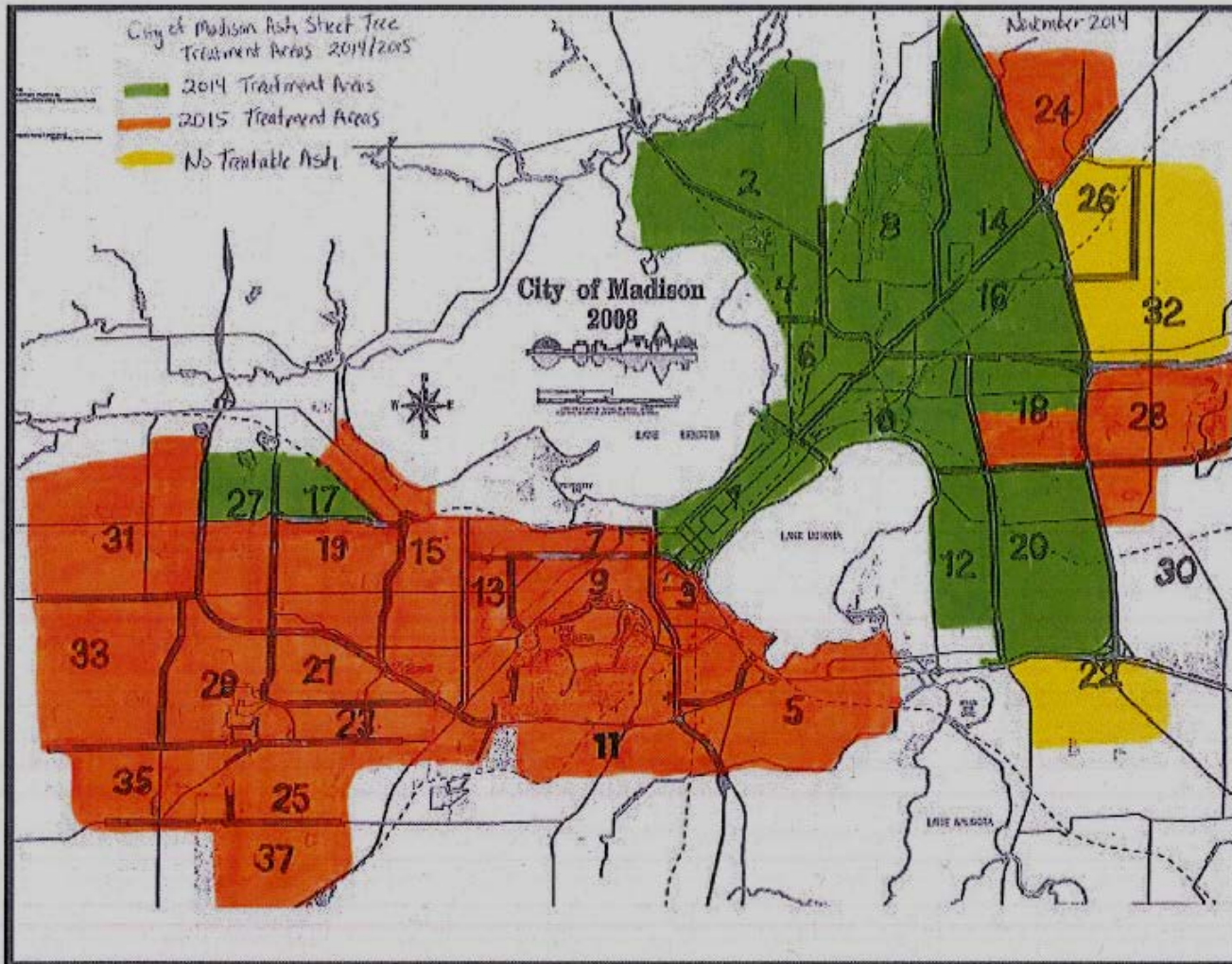
Direct Injection

2014 – 2015: EAB Preemptive Removal Plan



Working in areas where EAB was found in city trees. Note: this map does not pertain to park ash trees.


2015: EAB Treatment Plan




The orange areas are where 2015 treatments are scheduled.

Please note: this map does not pertain to park ash trees.

Homeowners Toolkit



Accounts | Services | Jobs | Agencies | Data | Contact | Search




Home | Explore Parks | Play | Celebrate | Plan | Services | Winter | Partner | Kids | About | Contact

HOMEOWNER'S TOOLKIT

- [Avoiding Tree Damage during Construction \(PDF\)](#)
- [Benefits of Trees \(PDF\)](#)
- [Build your own Lumber Dry Kiln with Local Building Materials \(PDF\)](#)
- [Buying High-Quality Trees \(PDF\)](#)
- [City of Madison Emerald Ash Borer Taskforce Report Summary & Recommendations from City Committee Review \(PDF\)](#)
- [City of Madison General Ordinance on Emerald Ash Borer](#)
- [Diggers Hotline](#)
- [Easy Guide to Wisconsin's Emerald Ash Borer Regulations \(PDF\)](#)
- [Emerald Ash Borer Activity Guide \(PDF\)](#)
- [Emerald Ash Borer Guide for Homeowners \(PDF\)](#)
- [Emerald Ash Borer Life Cycle \(PDF\)](#)
- [Emerald Ash Borer: The Green Menace \(PDF\)](#)
- [Emerald Ash Borer & its common Wisconsin Look-alikes \(PDF\)](#)
- [Firewood Movement in Wisconsin \(PDF\)](#)
- [Forest are Fun Activity Guide \(PDF\)](#)
- [Frequently Asked Questions about the Emerald Ash Borer for Landowners \(PDF\)](#)
- [Homeowner Guide to Insecticide Selection for Emerald Ash Borer \(PDF\)](#)

EAB


- [Emerald Ash Borer Home](#)
- [About EAB](#)
- [EAB Plan](#)
- [What You Can Do](#)
- [Homeowner's Toolkit](#)
- [Report EAB](#)
- [Management Options](#)
- [Frequently Asked Questions](#)
- [Emerald Ash Borer Informational Video](#)



EAB Promos

TAKE A STAND AGAINST EAB

- Use a promotional image on your website to link back to City of Madison EAB information.



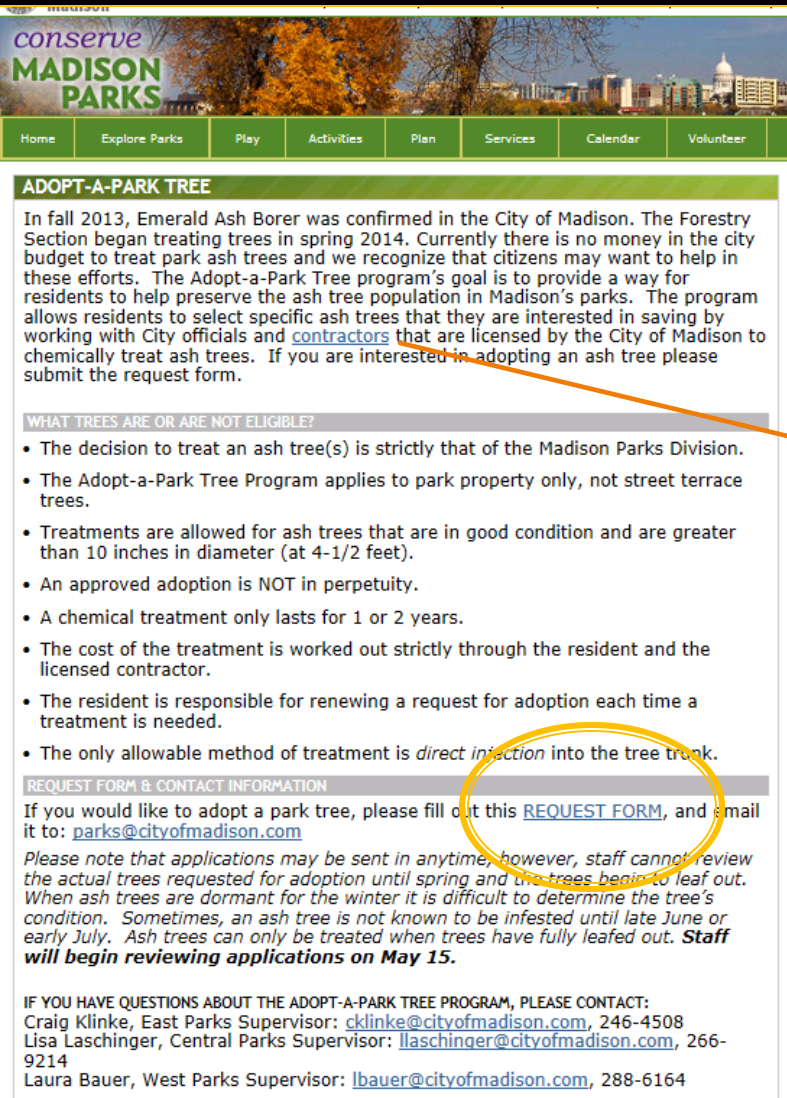
Any services on any city tree



Parks Adopt a Tree: Process

- Park ash trees only
- Criteria:
 - Good condition
 - 10 inches and greater
- Request
- Approval
- Permit to tree contractor hired by you

Parks Adopt a Tree



The screenshot shows the 'conserve MADISON PARKS' website. The navigation bar includes links for Home, Explore Parks, Play, Activities, Plan, Services, Calendar, and Volunteer. The main content area is titled 'ADOPT-A-PARK TREE' and contains the following text:

In fall 2013, Emerald Ash Borer was confirmed in the City of Madison. The Forestry Section began treating trees in spring 2014. Currently there is no money in the city budget to treat park ash trees and we recognize that citizens may want to help in these efforts. The Adopt-a-Park Tree program's goal is to provide a way for residents to help preserve the ash tree population in Madison's parks. The program allows residents to select specific ash trees that they are interested in saving by working with City officials and [contractors](#) that are licensed by the City of Madison to chemically treat ash trees. If you are interested in adopting an ash tree please submit the request form.

WHAT TREES ARE OR ARE NOT ELIGIBLE?

- The decision to treat an ash tree(s) is strictly that of the Madison Parks Division.
- The Adopt-a-Park Tree Program applies to park property only, not street terrace trees.
- Treatments are allowed for ash trees that are in good condition and are greater than 10 inches in diameter (at 4-1/2 feet).
- An approved adoption is NOT in perpetuity.
- A chemical treatment only lasts for 1 or 2 years.
- The cost of the treatment is worked out strictly through the resident and the licensed contractor.
- The resident is responsible for renewing a request for adoption each time a treatment is needed.
- The only allowable method of treatment is *direct injection* into the tree trunk.

REQUEST FORM & CONTACT INFORMATION

If you would like to adopt a park tree, please fill out this [REQUEST FORM](#), and email it to: parks@cityofmadison.com

*Please note that applications may be sent in anytime, however, staff cannot review the actual trees requested for adoption until spring and the trees begin to leaf out. When ash trees are dormant for the winter it is difficult to determine the tree's condition. Sometimes, an ash tree is not known to be infested until late June or early July. Ash trees can only be treated when trees have fully leafed out. **Staff will begin reviewing applications on May 15.***

IF YOU HAVE QUESTIONS ABOUT THE ADOPT-A-PARK TREE PROGRAM, PLEASE CONTACT:
Craig Klinke, East Parks Supervisor: cklinke@cityofmadison.com, 246-4508
Lisa Laschinger, Central Parks Supervisor: llaschinger@cityofmadison.com, 266-9214
Laura Bauer, West Parks Supervisor: lbauer@cityofmadison.com, 288-6164

<http://www.cityofmadison.com/parks/services/forestry/pests/eab/adoptaparktree.cfm>

This will take you to another web page.

Parks Adopt a Tree

Hired tree contractor must be licensed by City of Madison.




The screenshot shows the City of Madison website's public works section. At the top left is the City of Madison logo. The navigation menu includes Accounts, Services, Jobs, Agencies, Data, Contact, and a search bar. The main header features an aerial photograph of Madison with the text "CITY OF MADISON PUBLIC WORKS". Below the header is a sidebar with navigation links: Home, PW Boards & Commissions, Contact Staff, Contracts Open for Bid/Bid Results, and Contract Compliance & Prime Contractor's Guide. The main content area is titled "PREQUALIFIED CONTRACTORS" and is updated nightly. It lists three categories of contractors:

- [Licensed Contractors to work in the City right of way for Private Property Owners](#)
- [Approved Contractors to bid on Public Works Contracts or work on Public works contracts and/or private developments](#)
- [Approved Contractors to work in the City right of way for Utilities/Others](#)

Tree Replacement

<http://madisonparksfoundation.org/eab-tree-replacement-donation/>

Madison Parks
FOUNDATION 

1402 Wingra Creek Parkway
Madison, WI 53715

About Us ▾ Make a Difference ▾ Our Supporters ▾ Friends Society Pickets for Parks Donate ▾

EAB Tree Replacement Donation

Donate to the EAB Tree Replacement Fund

Give to the Emerald Ash Borer (EAB) Tree Replacement fund which was established to replace trees in the park system that will be lost to the Emerald Ash Borer. The Emerald Ash Borer is a very small and very destructive beetle. This beetle is responsible for the death or decline of tens of millions of ash trees.

Want to stay up to date with the Madison Parks Foundation?

Sign up for our email to get the latest on news, events, and updates from the Madison Parks Foundation. Thank you for your continued support!

[Subscribe to our E-Mail!](#)

EAB Tree Replacement Donation
EAB Tree Replacement Fund ▾

Donate

Thank You for your time



Phone: 266-4816
Marla Eddy

<http://www.cityofmadison.com/parks/>