

The Edgewater

666 Wisconsin Avenue
Madison, WI 53703

OWNER

Landmark X, LLC

22 East Mifflin, Suite 800
Madison, WI 53703
T. 608.274.7447
F. 608.274.7424

ARCHITECT

Elkus I Manfredi Architects Ltd

300 A Street
Boston, Massachusetts 02210
T. 617 426 1300
F. 617 426 7502

LANDSCAPE ARCHITECT

Ken Saiki Designs, Inc.

303 S.Patterson, Suite One
T. 608-251-3600
F. 608-251-2330

DEVELOPER

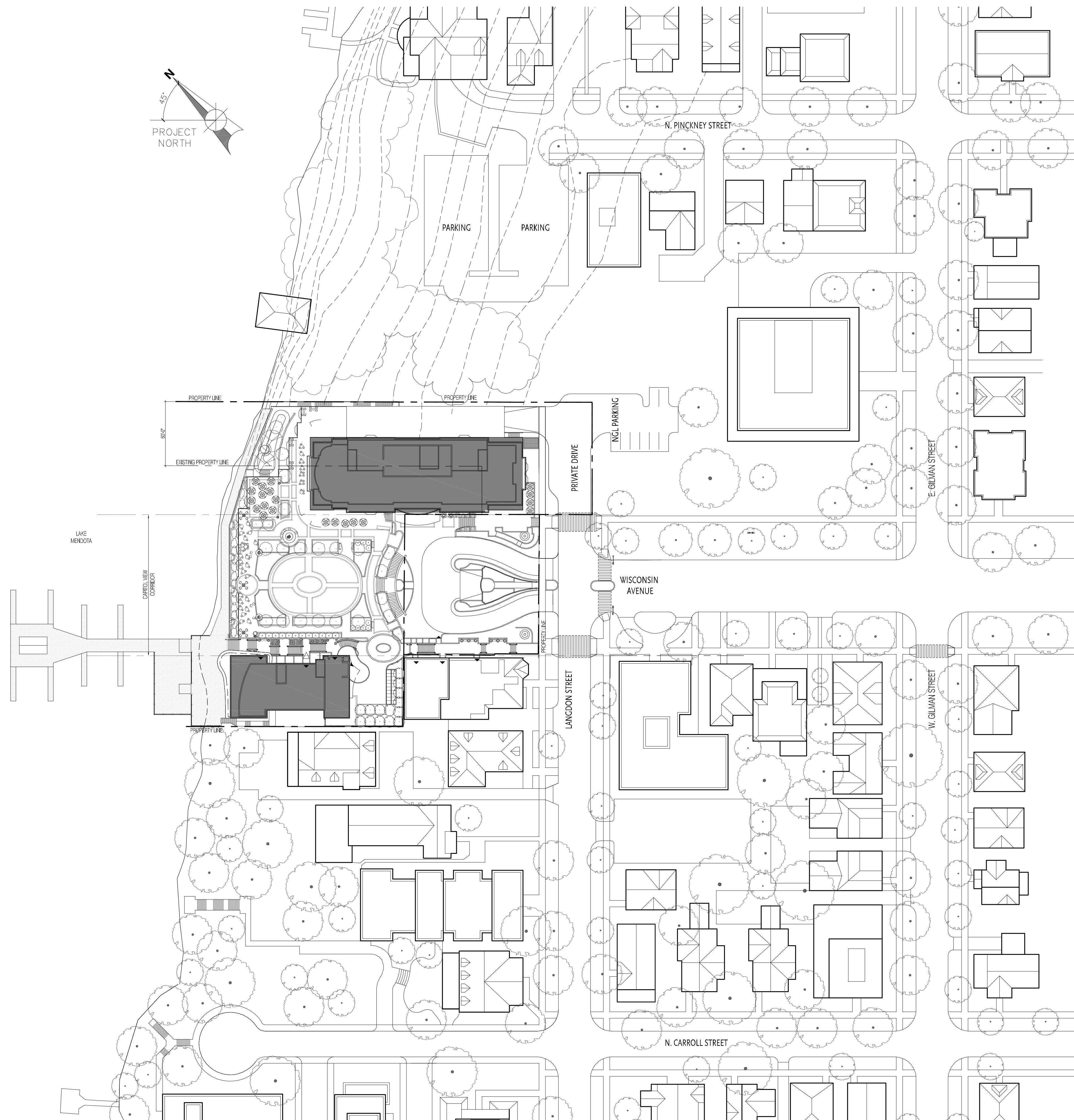
Hammes Company

22 East Mifflin, Suite 800
Madison, WI 53703
T. 608.274.7447
F. 608.274.7424

CIVIL ENGINEER

BT², Inc.

2830 Dairy Drive
Madison, WI 53718
T. 608.224.2830
F. 608.224.2839



DRAWING LIST:

ARCHITECTURAL

- A1.00 DOCK LEVEL PLAN
- A1.01 LOWER LEVEL 6 FLOOR PLAN
- A1.02 LOWER LEVEL 5 FLOOR PLAN
- A1.03 LOWER LEVEL 4 FLOOR PLAN
- A1.04 LOWER LEVEL 3 FLOOR PLAN
- A1.05 LOWER LEVEL 2 FLOOR PLAN - PLAZA
- A1.06 LOWER LEVEL 1 FLOOR PLAN - AUTO COURT
- A1.07 LEVEL 1 FLOOR PLAN - LANGDON STREET
- A1.08 NEW HOTEL FLOOR 2 PLAN
EXISTING HOTEL FLOORS 2-4 PLAN
- A1.09 NEW HOTEL FLOORS 3-5 PLAN
EXISTING HOTEL FLOOR 5 PLAN
- A1.10 NEW HOTEL FLOORS 6 PLAN
EXISTING HOTEL ROOF PLAN
- A1.11 NEW HOTEL FLOORS 7-8 PLAN
EXISTING HOTEL ROOF PLAN
- A1.12 HOTEL ROOF PLANS

- A3.01 PLAZA DETAILS
- A3.02 ELEVATION DETAILS
- A3.03 1940'S ELEVATION DETAILS
- A3.04 SHADOW STUDY
- A3.05 SHADOW STUDY
- A3.06 SHADOW STUDY - PLAZA
- A3.07 SHADOW STUDY
- A4.01 LANDSCAPE PLAN

CIVIL

- C1.01 SITE SURVEY
- C1.02 PROPERTY TRANSFER DIAGRAM
- C1.03 GRADING AND EROSION CONTROL PLAN
- C1.04 UTILITY PLAN
- C1.05 FIRE DEPARTMENT ACCESS PLAN

- A2.00 CONTEXT ELEVATIONS
- A2.01 ELEVATIONS
- A2.01alt ALTERNATE ELEVATION STUDIES
- A2.02 ELEVATIONS
- A202alt ALTERNATE ELEVATION STUDIES
- A2.03 ELEVATIONS & SECTIONS
- A2.04 ELEVATIONS & SECTIONS
- A2.05 BASE ELEVATION & PERSPECTIVE
- A2.06 BUILDING BASE ELEVATION
- A2.07 BUILDING MIDDLE ELEVATION
- A2.08 BUILDING TOP ELEVATION

Submitted to the City of Madison
Plan Commission
02/04/2010

JANUARY 27, 2010

The Edgewater

666 Wisconsin Avenue
Madison, WI 53703

Owner:
Landmark X, LLC
22 East Mifflin Street, Suite 800
Madison, WI 53703

Developer:
Hammes Company
22 East Mifflin Street, Suite 800
Madison, WI 53703

Civil Engineer:
BT², Inc.
2830 Dairy Drive
Madison, WI 53718

Landscape Architect:
Ken Saiki Design, Inc.
303 S. Patterson, Suite One
Madison, WI 53703

PROJECT NUMBER: 08105.00

DATE: January 27, 2010

REVISIONS:

△	08/18/09
△	10/28/09
△	01/13/10
△	01/29/10

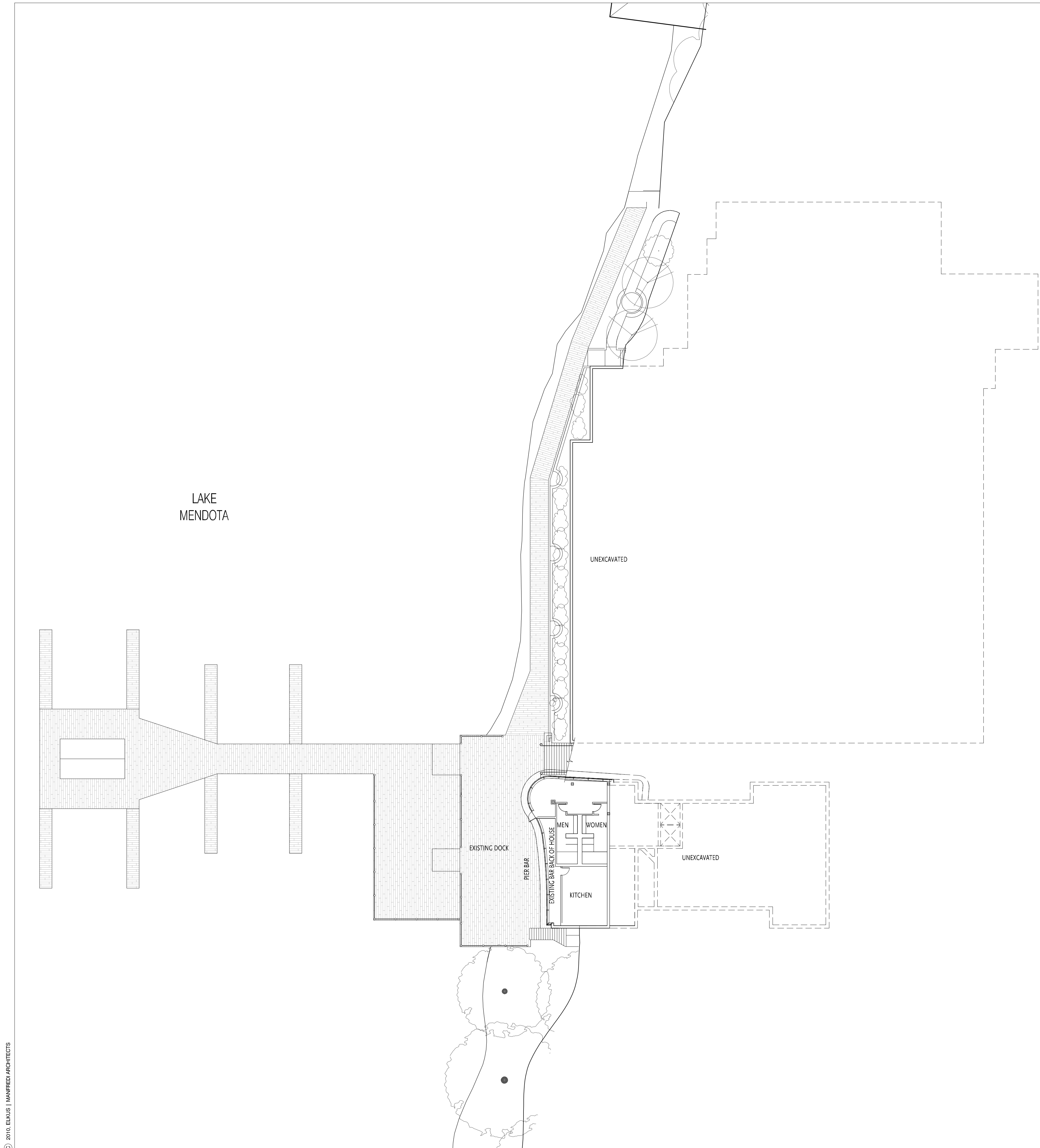
SCALE: 1" = 20'-0"

DRAWING NAME:

Dock Level Plan

DRAWING NUMBER:

A1.00



The Edgewater

666 Wisconsin Avenue
Madison, WI 53703

Owner:
Landmark X, LLC
22 East Mifflin Street, Suite 800
Madison, WI 53703

Developer:
Hammes Company
22 East Mifflin Street, Suite 800
Madison, WI 53703

Civil Engineer:
BT², Inc.
2830 Dairy Drive
Madison, WI 53718

Landscape Architect:
Ken Saiki Design, Inc.
303 S. Patterson, Suite One
Madison, WI 53703



PROJECT NUMBER: 08105.00

DATE: January 27, 2010

REVISIONS:

△	08/18/09
△	10/28/09
△	01/13/10
△	01/27/10

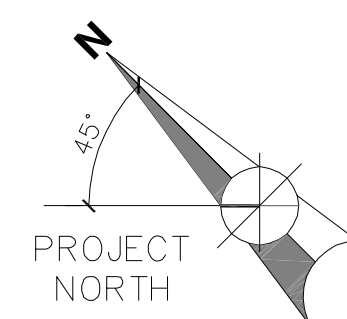
SCALE: 1" = 20'-0"

DRAWING NAME:

Lower Level 6

DRAWING NUMBER:

A1.01



The Edgewater

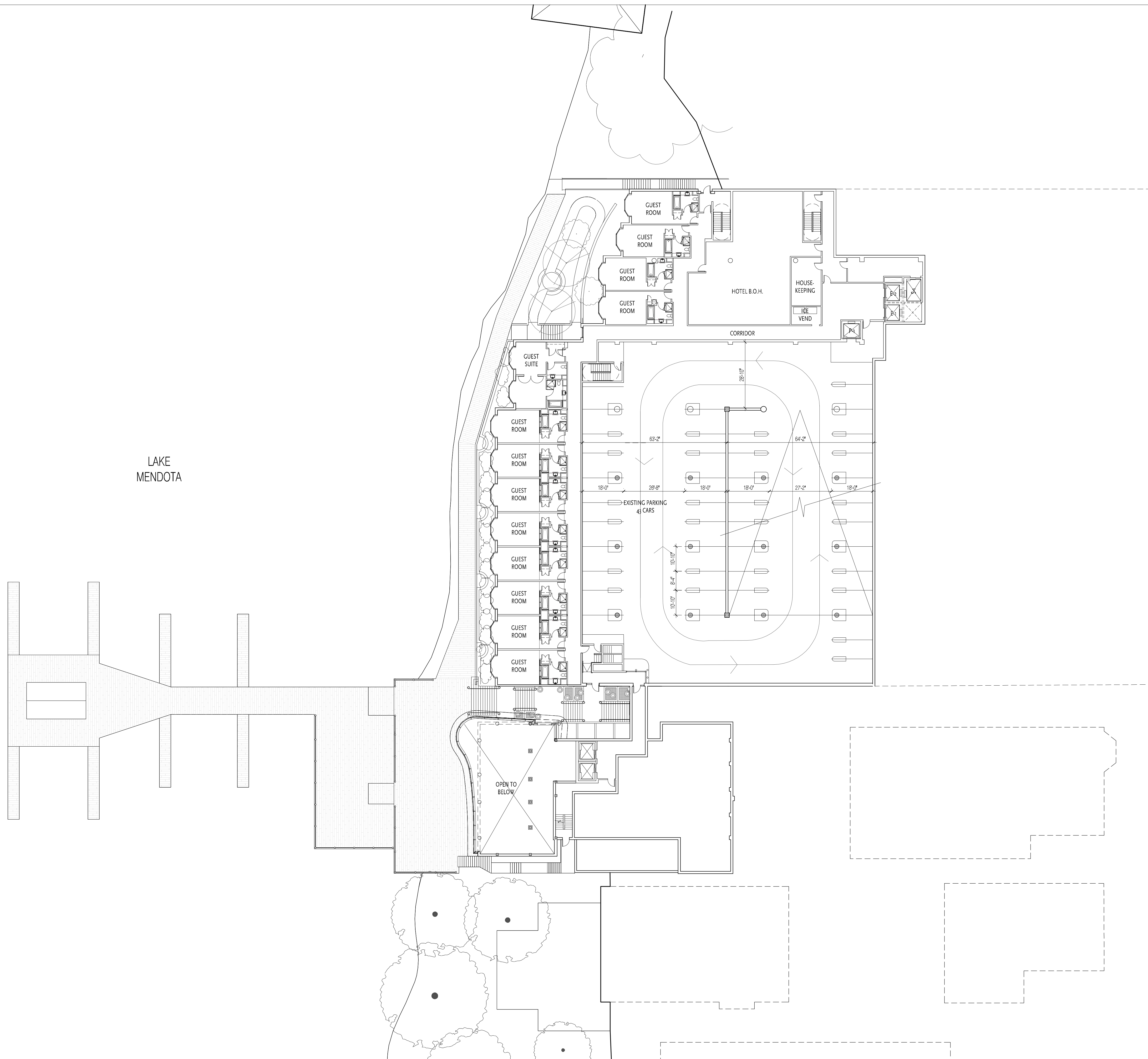
666 Wisconsin Avenue
Madison, WI 53703

Owner:
Landmark X, LLC
22 East Mifflin Street, Suite 800
Madison, WI 53703

Developer:
Hammes Company
22 East Mifflin Street, Suite 800
Madison, WI 53703

Civil Engineer:
BT², Inc.
2830 Dairy Drive
Madison, WI 53718

Landscape Architect:
Ken Saiki Design, Inc.
303 S. Patterson, Suite One
Madison, WI 53703



LAKE
MENDOTA

PROJECT NUMBER: 08105.00

DATE: January 27, 2010

REVISIONS:

△	08/18/09
△	10/28/09
△	01/13/10
△	01/27/10

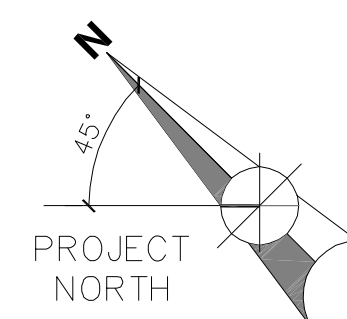
SCALE: 1" = 20'-0"

DRAWING NAME:

Lower Level 5

DRAWING NUMBER:

A1.02



The Edgewater

666 Wisconsin Avenue
Madison, WI 53703

Owner:
Landmark X, LLC
22 East Mifflin Street, Suite 800
Madison, WI 53703

Developer:
Hammes Company
22 East Mifflin Street, Suite 800
Madison, WI 53703

Civil Engineer:
BT², Inc.
2830 Dairy Drive
Madison, WI 53718

Landscape Architect:
Ken Salki Design, Inc.
303 S. Patterson, Suite One
Madison, WI 53703

LAKE
MENDOTA



PROJECT NUMBER: 08105.00

DATE: January 27, 2010

REVISIONS:

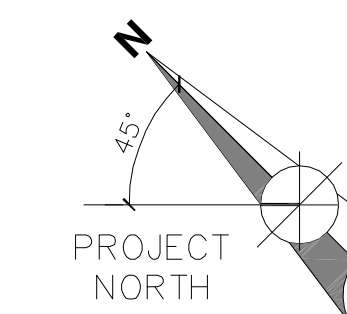
1	08/18/09
2	10/28/09
3	01/13/10
4	01/27/10

SCALE: 1" = 20'-0"

DRAWING NAME:
Lower Level 4

DRAWING NUMBER:

A1.03



The Edgewater

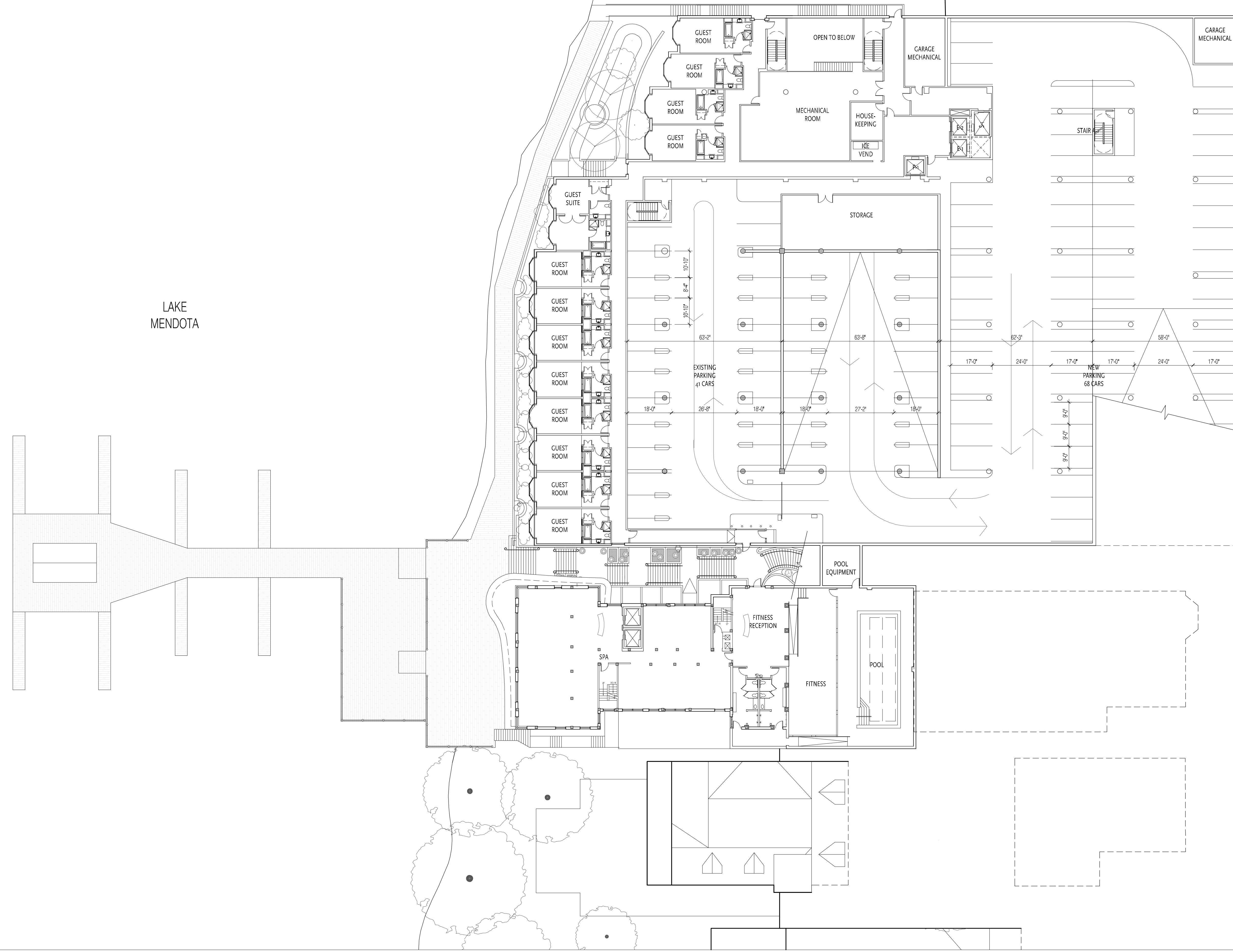
666 Wisconsin Avenue
Madison, WI 53703

Owner:
Landmark X, LLC
22 East Mifflin Street, Suite 800
Madison, WI 53703

Developer:
Hammes Company
22 East Mifflin Street, Suite 800
Madison, WI 53703

Civil Engineer:
BT², Inc.
2830 Dairy Drive
Madison, WI 53718

Landscape Architect:
Ken Saiki Design, Inc.
303 S. Patterson, Suite One
Madison, WI 53703



LAKE
MENDOTA

PROJECT NUMBER: 08105.00

DATE: January 27, 2010

REVISIONS:

△	08/18/09
△	10/28/09
△	01/13/10
△	01/27/10

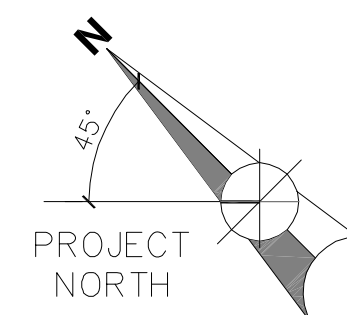
SCALE: 1" = 20'-0"

DRAWING NAME:

Lower Level 3
Plan

DRAWING NUMBER:

A1.04



The Edgewater

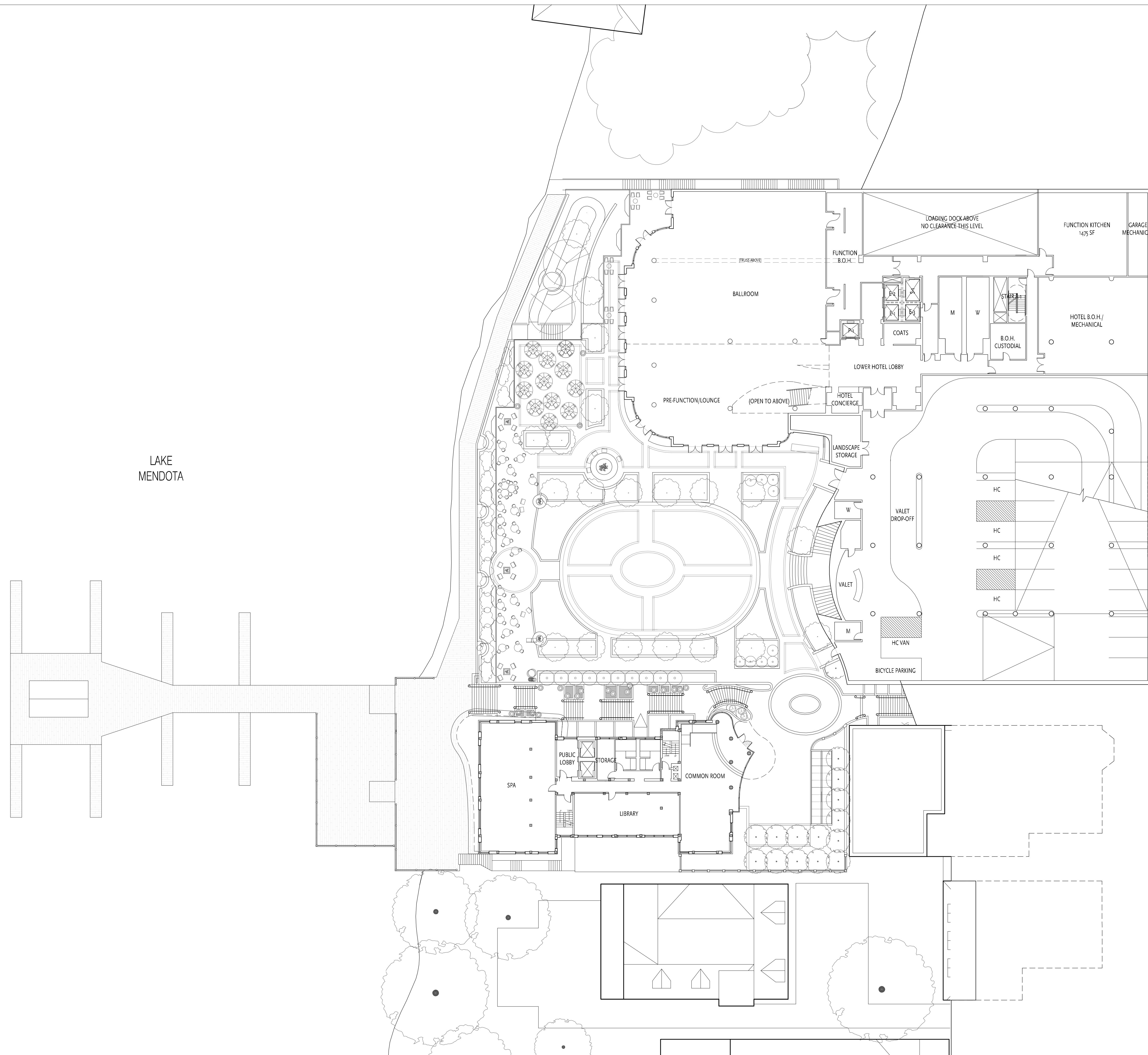
666 Wisconsin Avenue
Madison, WI 53703

Owner:
Landmark X, LLC
22 East Mifflin Street, Suite 800
Madison, WI 53703

Developer:
Hammes Company
22 East Mifflin Street, Suite 800
Madison, WI 53703

Civil Engineer:
BT², Inc.
2830 Dairy Drive
Madison, WI 53718

Landscape Architect:
Ken Saiki Design, Inc.
303 S. Patterson, Suite One
Madison, WI 53703



LAKE
MENDOTA

PROJECT NUMBER: 08105.00

DATE: January 27, 2010

REVISIONS:

△	08/18/09
△	10/28/09
△	01/13/10
△	01/27/10

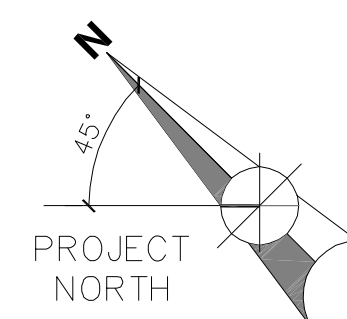
SCALE: 1" = 20'-0"

DRAWING NAME:

Lower Level 2
Plaza and Ballroom

DRAWING NUMBER:

A1.05



The Edgewater

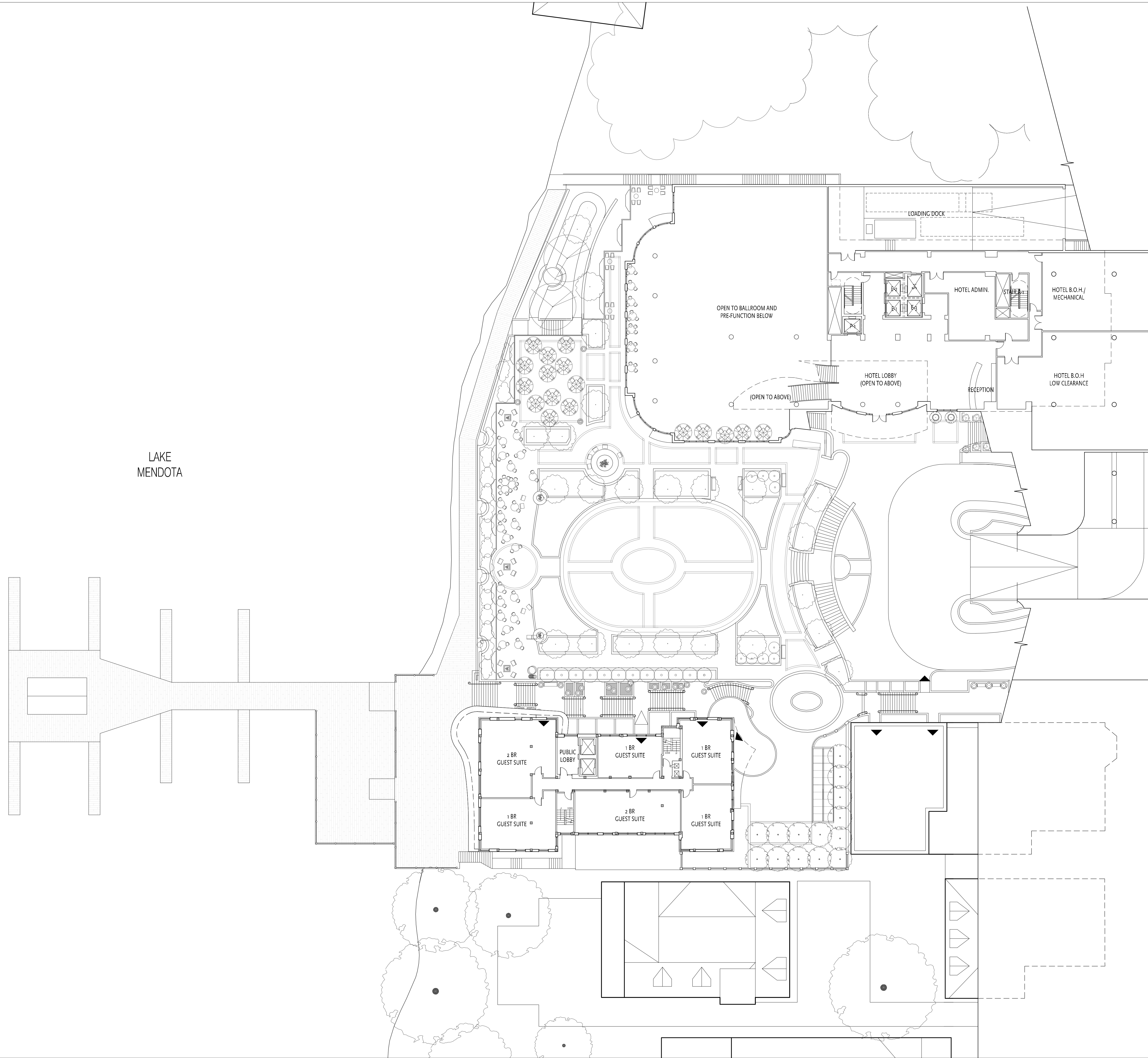
666 Wisconsin Avenue
Madison, WI 53703

Owner:
Landmark X, LLC
22 East Mifflin Street, Suite 800
Madison, WI 53703

Developer:
Hammes Company
22 East Mifflin Street, Suite 800
Madison, WI 53703

Civil Engineer:
BT², Inc.
2830 Dairy Drive
Madison, WI 53718

Landscape Architect:
Ken Saiki Design, Inc.
303 S. Patterson, Suite One
Madison, WI 53703



PROJECT NUMBER: 08105.00

DATE: January 27, 2010

REVISIONS:

△	08/18/09
△	10/28/09
△	01/13/10
△	01/27/10

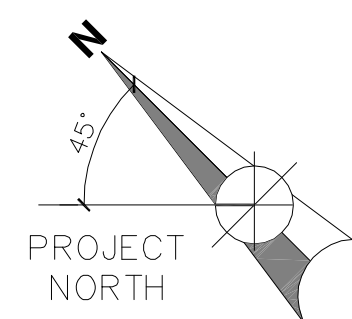
SCALE: 1" = 20'-0"

DRAWING NAME:

Lower Level 1
Auto Court

DRAWING NUMBER:

A1.06



The Edgewater

666 Wisconsin Avenue
Madison, WI 53703

Owner:
Landmark X, LLC
22 East Mifflin Street, Suite 800
Madison, WI 53703

Developer:
Hammes Company
22 East Mifflin Street, Suite 800
Madison, WI 53703

Civil Engineer:
BT², Inc.
2830 Dairy Drive
Madison, WI 53718

Landscape Architect:
Ken Saiki Design, Inc.
303 S. Patterson, Suite One
Madison, WI 53703

PROJECT NUMBER: 08105.00

DATE: January 27, 2010

REVISIONS:

△	08/18/09
△	10/28/09
△	01/13/10
△	01/26/10

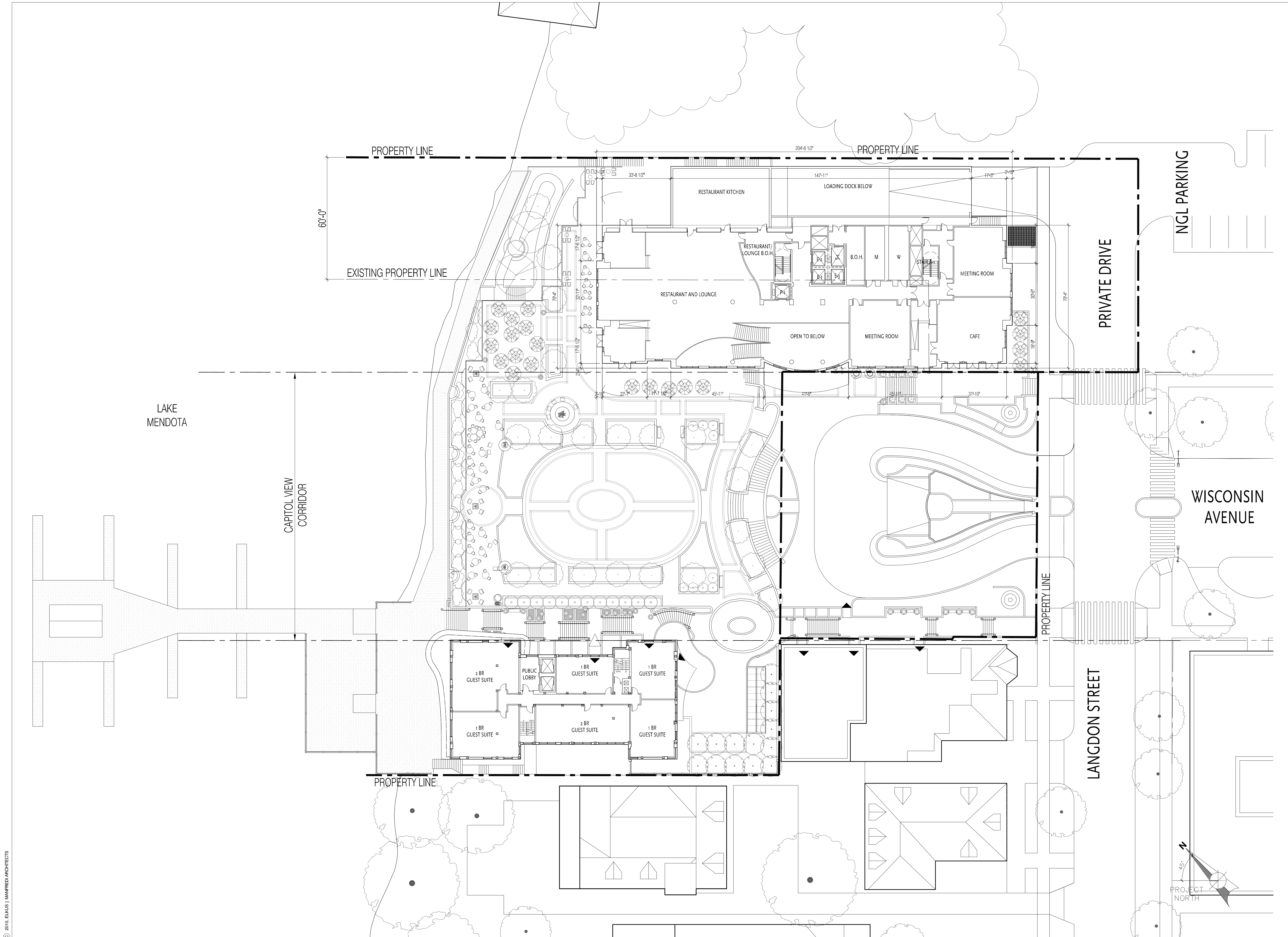
SCALE: 1" = 20'-0"

DRAWING NAME:

Floor 1
Langdon Street

DRAWING NUMBER:

A1.07



The Edgewater

666 Wisconsin Avenue
Madison, WI 53703

Owner:
Landmark X, LLC
22 East Mifflin Street, Suite 800
Madison, WI 53703

Developer:
Hammes Company
22 East Mifflin Street, Suite 800
Madison, WI 53703

Civil Engineer:
BT², Inc.
2830 Dairy Drive
Madison, WI 53718

Landscape Architect:
Ken Saiki Design, Inc.
303 S. Patterson, Suite One
Madison, WI 53703

PROJECT NUMBER: 08105.00

DATE: January 27, 2010

REVISIONS:

△	08/18/09
△	10/28/09
△	01/13/10
△	01/27/10

SCALE: 1" = 20'-0"

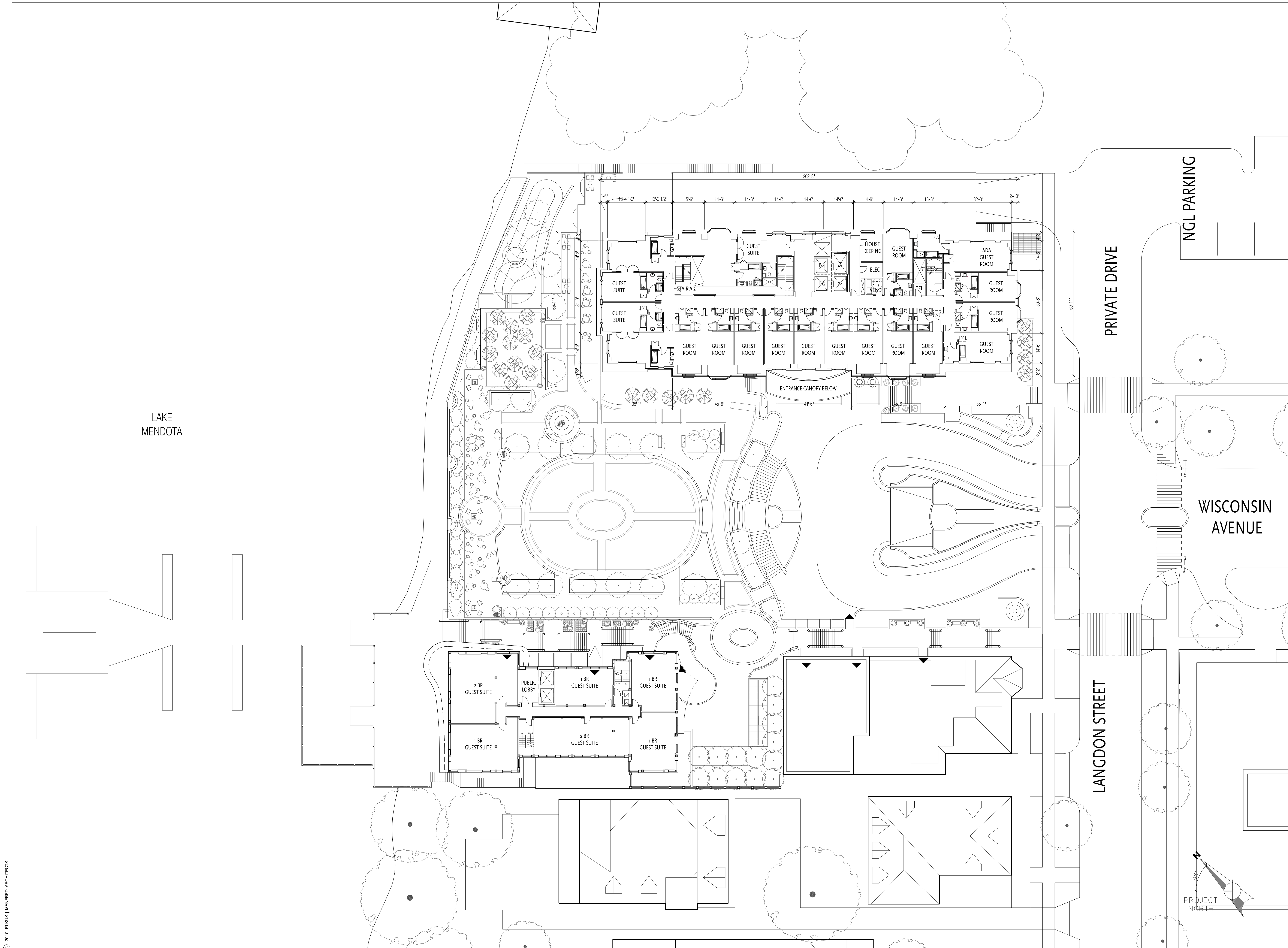
DRAWING NAME:

New Hotel Floor 2

Existing Edgewater Hotel
Floors 2-4

DRAWING NUMBER:

A1.08



LAKE
MENDOTA

NGL PARKING

PRIVATE DRIVE

WISCONSIN
AVENUE

LANGDON STREET

PROJECT
NORTH

The Edgewater

666 Wisconsin Avenue
Madison, WI 53703

Owner:
Landmark X, LLC
22 East Mifflin Street, Suite 800
Madison, WI 53703

Developer:
Hammes Company
22 East Mifflin Street, Suite 800
Madison, WI 53703

Civil Engineer:
BT², Inc.
2830 Dairy Drive
Madison, WI 53718

Landscape Architect:
Ken Saiki Design, Inc.
303 S. Patterson, Suite One
Madison, WI 53703

PROJECT NUMBER: 08105.00

DATE: January 27, 2010

REVISIONS:

△	08/18/09
△	10/28/09
△	01/13/10
△	01/27/10

SCALE: 1" = 20'-0"

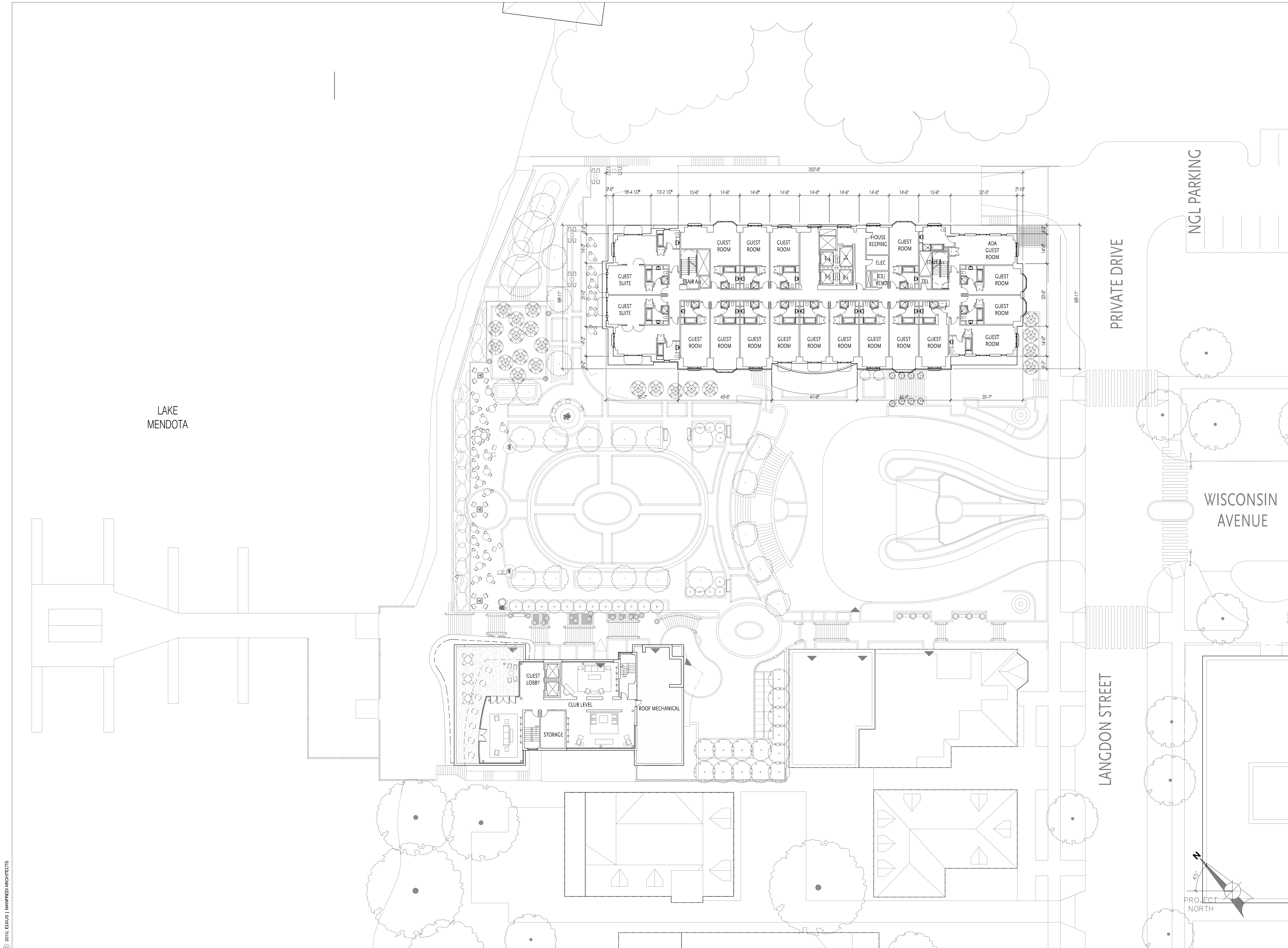
DRAWING NAME:

New Hotel Floors 3, 4, 5

Existing Edgewater Hotel
Floor 5 - Previously Roof

DRAWING NUMBER:

A1.09



The Edgewater

666 Wisconsin Avenue
Madison, WI 53703

Owner:
Landmark X, LLC
22 East Mifflin Street, Suite 800
Madison, WI 53703

Developer:
Hammes Company
22 East Mifflin Street, Suite 800
Madison, WI 53703

Civil Engineer:
BT², Inc.
2830 Dairy Drive
Madison, WI 53718

Landscape Architect:
Ken Saiki Design, Inc.
303 S. Patterson, Suite One
Madison, WI 53703

PROJECT NUMBER: 08105.00

DATE: January 27, 2010

REVISIONS:

△	08/18/09
△	10/28/09
△	01/13/10
△	01/27/10

SCALE: 1" = 20'-0"

DRAWING NAME:

New Hotel Floor 6

Existing Edgewater Hotel
Roof

DRAWING NUMBER:

A1.10



The Edgewater

666 Wisconsin Avenue
Madison, WI 53703

Owner:
Landmark X, LLC
22 East Mifflin Street, Suite 800
Madison, WI 53703

Developer:
Hammes Company
22 East Mifflin Street, Suite 800
Madison, WI 53703

Civil Engineer:
BT², Inc.
2830 Dairy Drive
Madison, WI 53718

Landscape Architect:
Ken Saiki Design, Inc.
303 S. Patterson, Suite One
Madison, WI 53703

PROJECT NUMBER: 08105.00

DATE: January 27, 2010

REVISIONS:

△	08/18/09
△	10/28/09
△	01/13/10
△	01/27/10

SCALE: 1" = 20'-0"

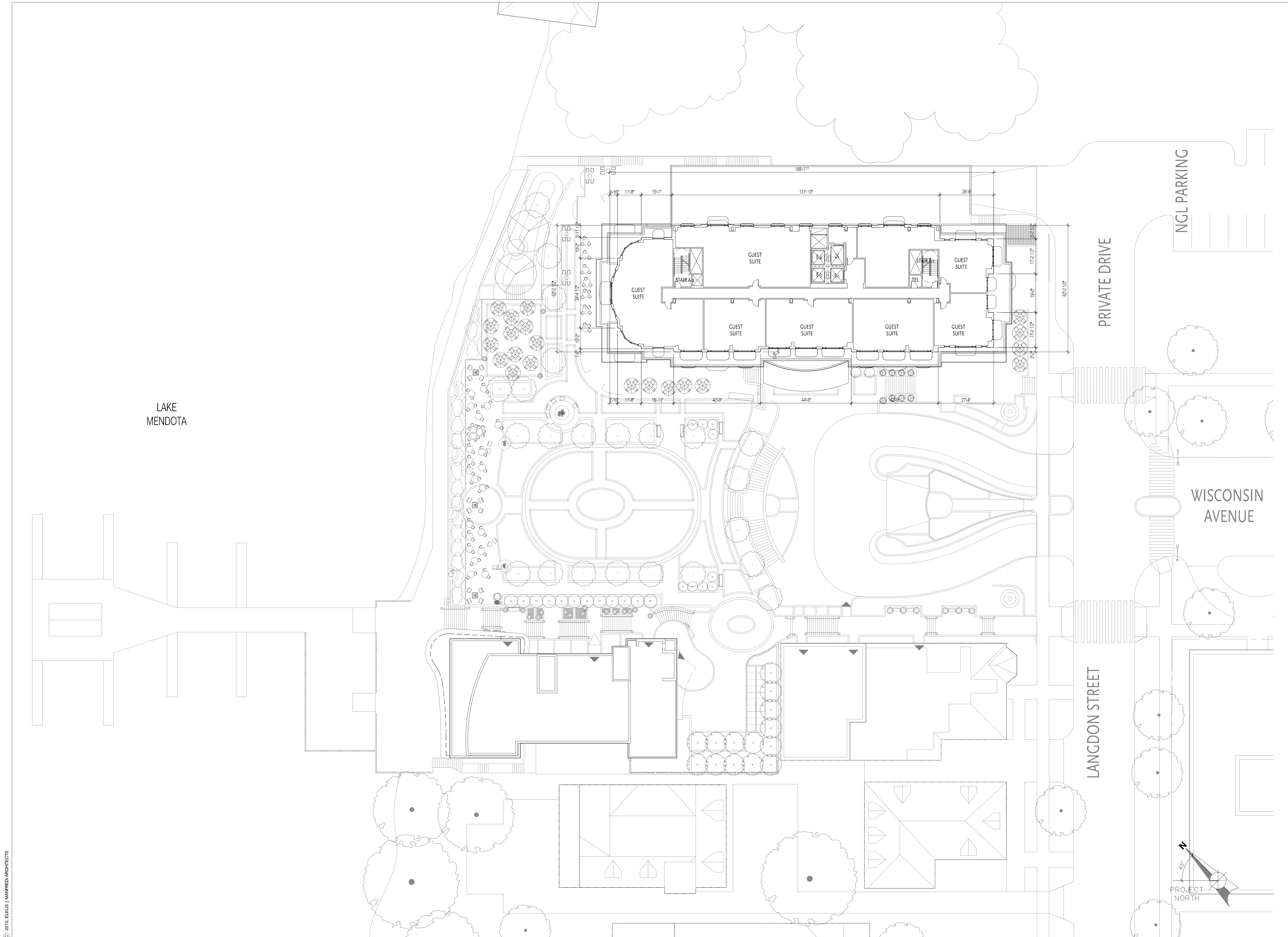
DRAWING NAME:

New Hotel Floors 7, 8

Existing Edgewater Hotel
Roof

DRAWING NUMBER:

A1.11



The Edgewater

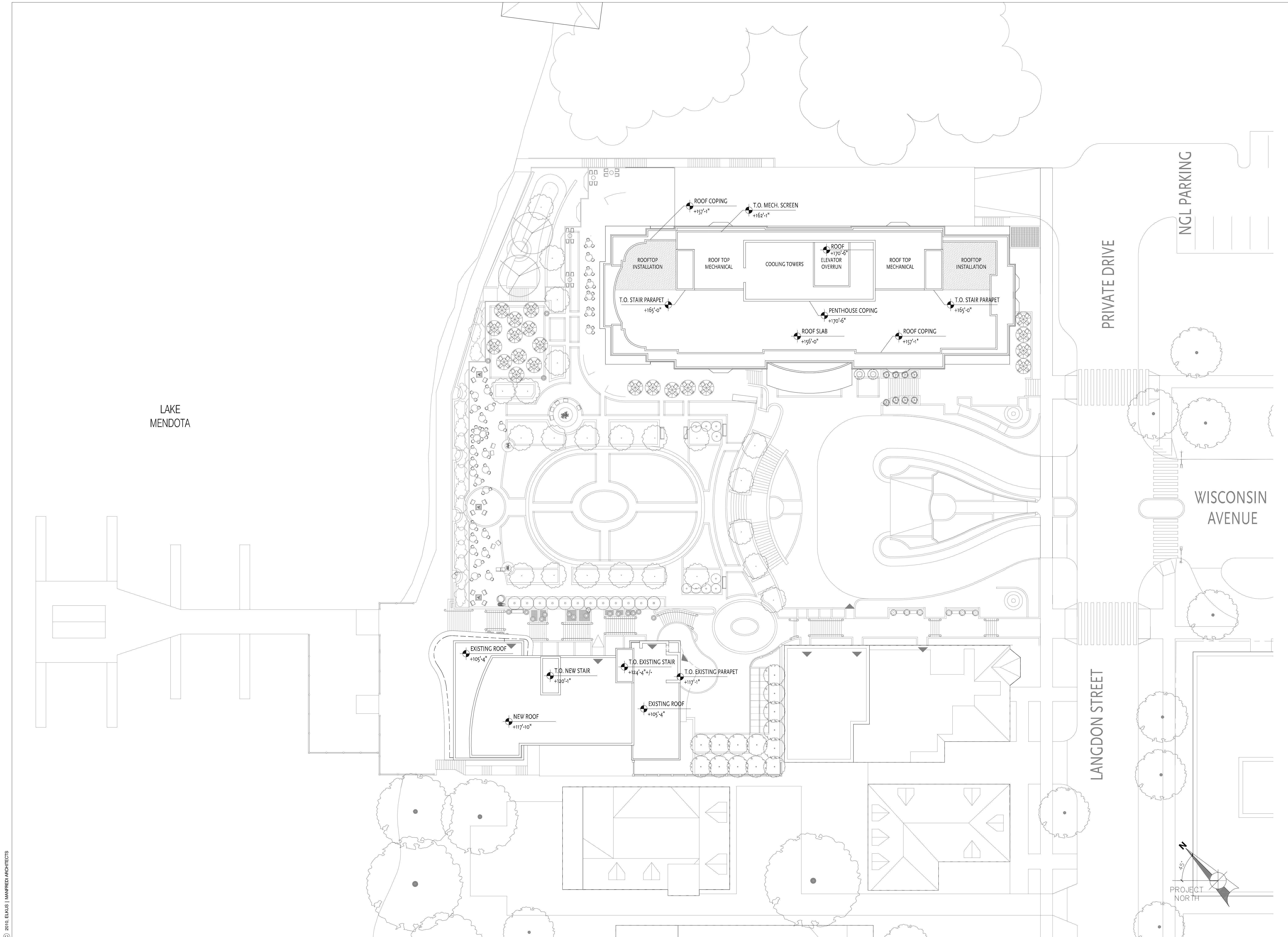
666 Wisconsin Avenue
Madison, WI 53703

Owner:
Landmark X, LLC
22 East Mifflin Street, Suite 800
Madison, WI 53703

Developer:
Hammes Company
22 East Mifflin Street, Suite 800
Madison, WI 53703

Civil Engineer:
BT², Inc.
2830 Dairy Drive
Madison, WI 53718

Landscape Architect:
Ken Saiki Design, Inc.
303 S. Patterson, Suite One
Madison, WI 53703



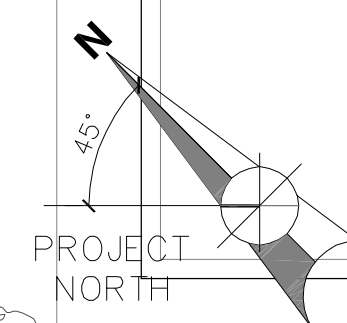
LAKE
MENDOTA

NGL PARKING

PRIVATE DRIVE

WISCONSIN
AVENUE

LANGDON STREET



PROJECT NUMBER: 08105.00

DATE: January 27, 2010

REVISIONS:

△	08/18/09
△	10/28/09
△	01/13/10
△	01/27/10

SCALE: 1" = 20'-0"

DRAWING NAME:

New Hotel Roof Plan

Existing Edgewater Hotel
Roof

DRAWING NUMBER:

A1.12

The Edgewater

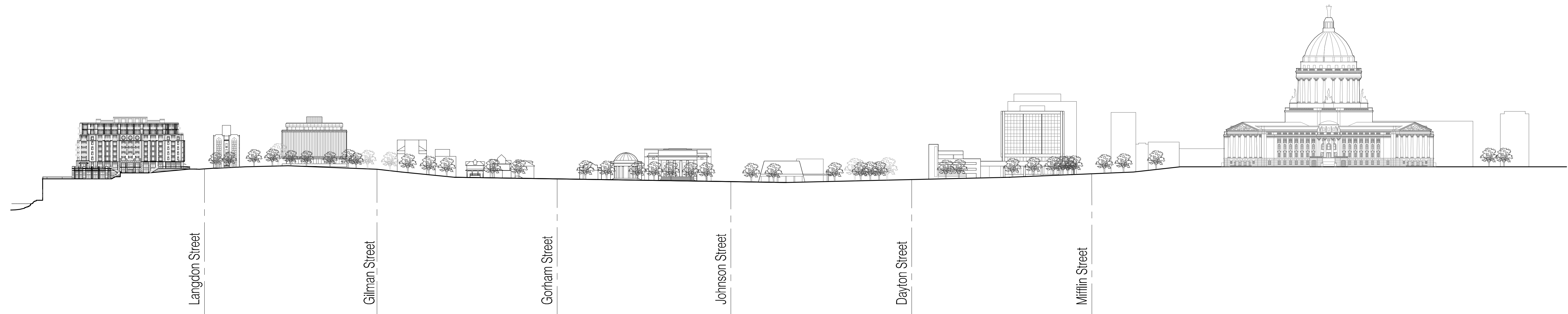
666 Wisconsin Avenue
Madison, WI 53703

Owner:
Landmark X, LLC
22 East Mifflin Street, Suite 800
Madison, WI 53703

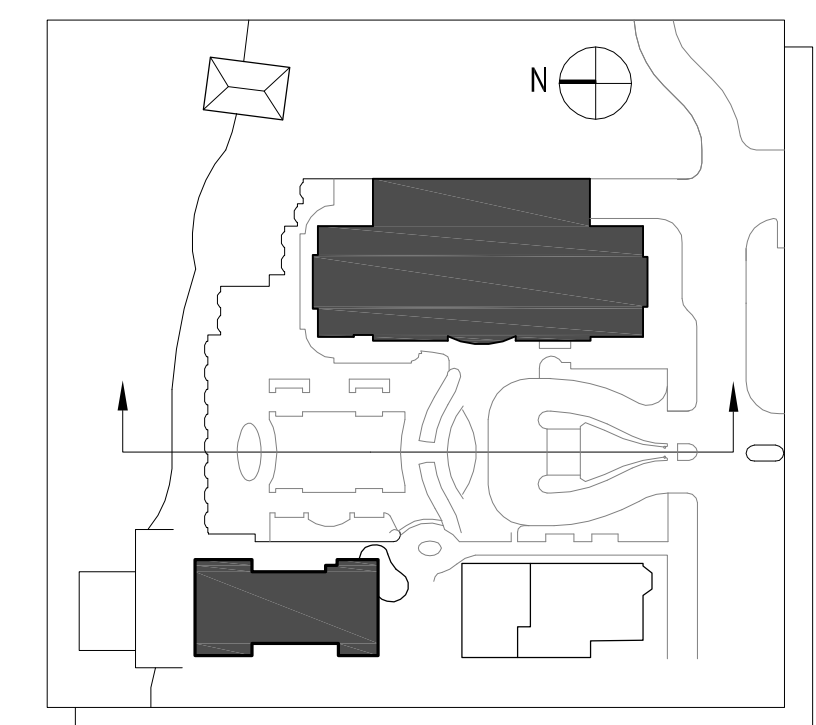
Developer:
Hammes Company
22 East Mifflin Street, Suite 800
Madison, WI 53703

Civil Engineer:
BT², Inc.
2830 Dairy Drive
Madison, WI 53718

Landscape Architect:
Ken Saiki Design, Inc.
303 S. Patterson, Suite One
Madison, WI 53703



1 Elevation of New Hotel at Plaza along Wisconsin Avenue to State Capitol
SCALE: 1"=100'-0"



Plan Diagram

PROJECT NUMBER: 08105.00

DATE: January 27, 2010

REVISIONS:

SCALE: 1"=20'-0"

DRAWING NAME:

Context Elevations

DRAWING NUMBER:

A2.00

The Edgewater

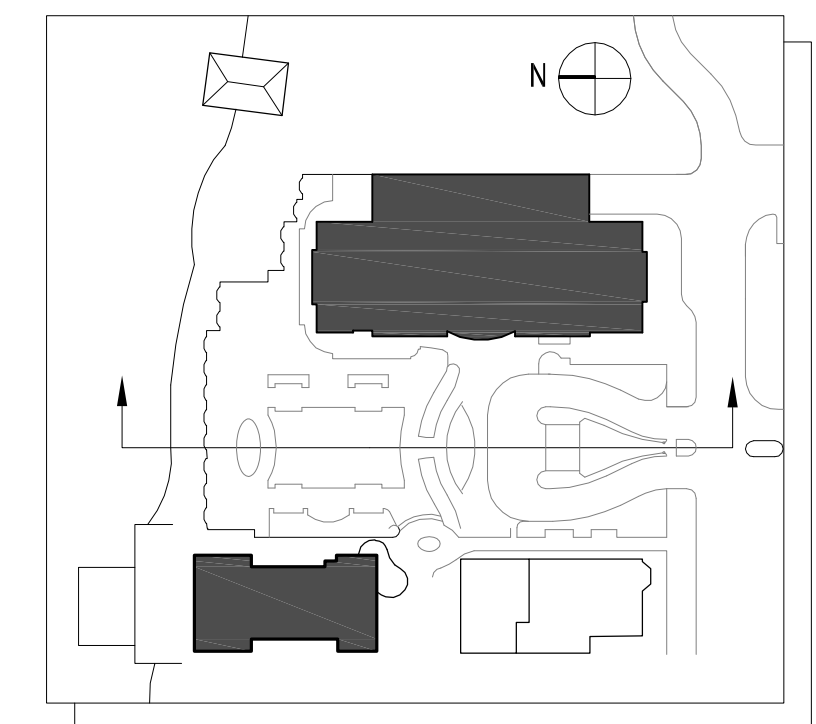
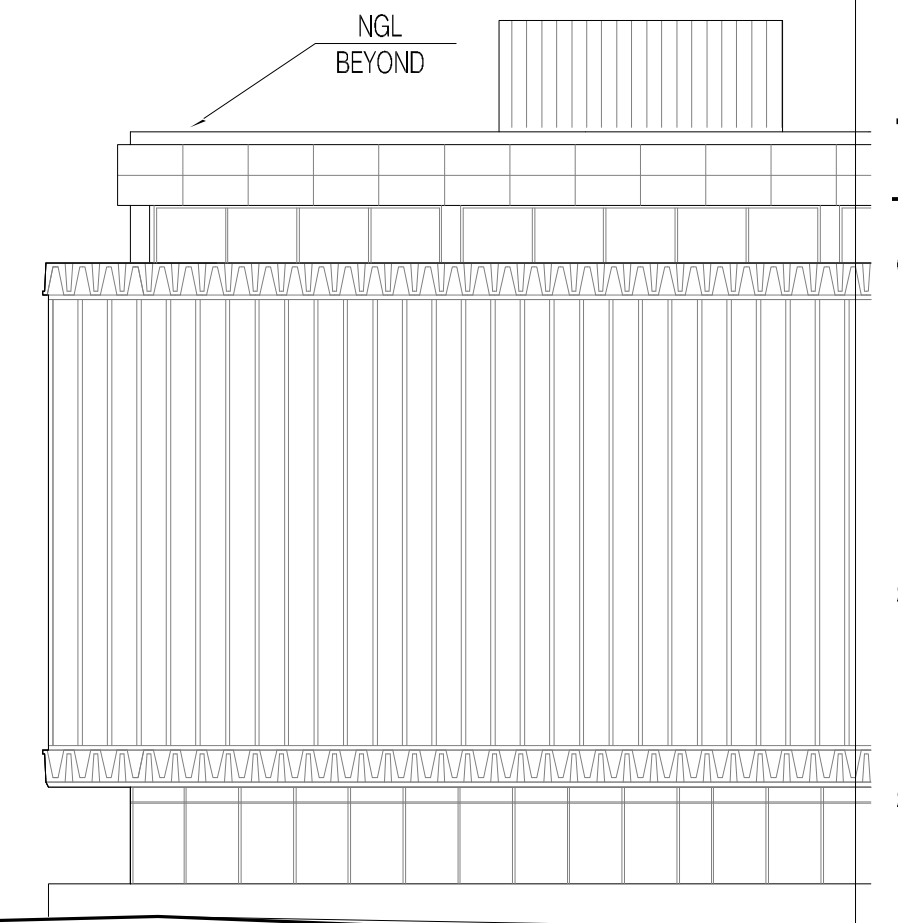
666 Wisconsin Avenue
Madison, WI 53703

Owner:
Landmark X, LLC
22 East Mifflin Street, Suite 800
Madison, WI 53703

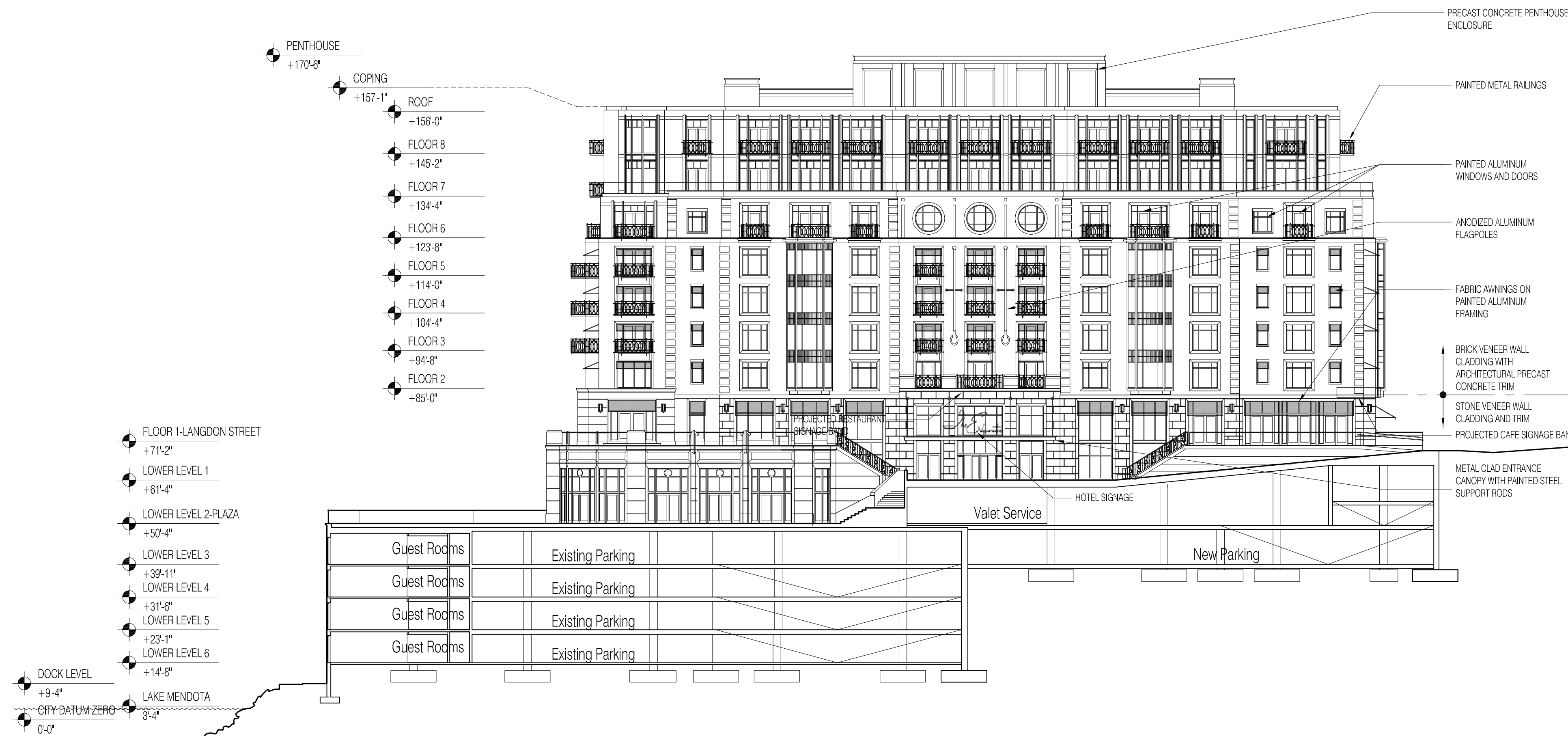
Developer:
Hammes Company
22 East Mifflin Street, Suite 800
Madison, WI 53703

Civil Engineer:
BT², Inc.
2830 Dairy Drive
Madison, WI 53718


Landscape Architect:
Ken Saiki Design, Inc.
303 S. Patterson, Suite One
Madison, WI 53703



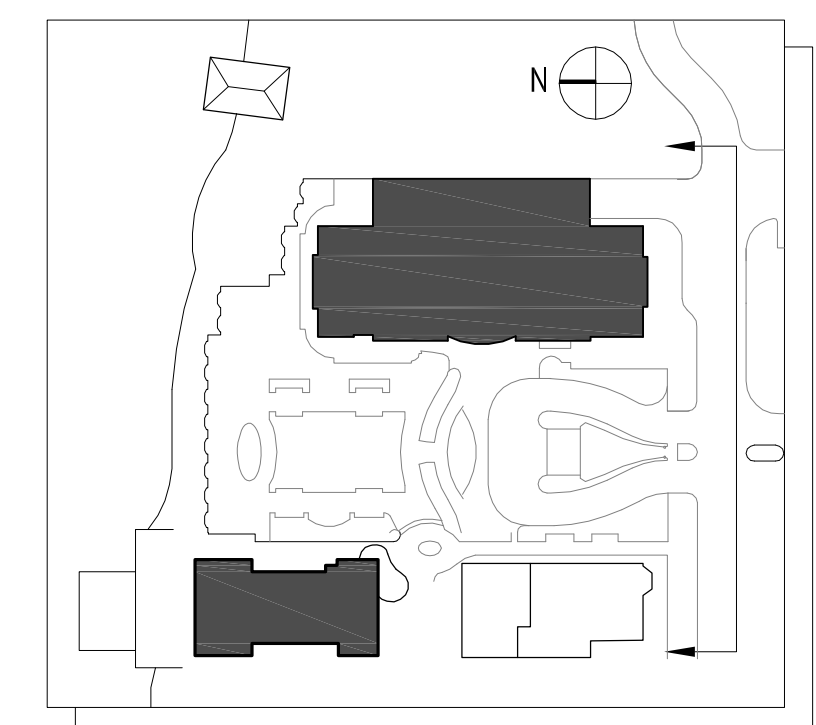
Plan Diagram



2 Section and Elevation of New Hotel at Plaza
SCALE: 1"=20'-0"



1 Langdon Street Elevation
SCALE: 1"=20'-0"



Plan Diagram

PROJECT NUMBER: 08105.00

DATE: January 27, 2010

REVISIONS:

△	08/18/09
△	10/28/09
△	01/13/10
△	01/27/10

SCALE: 1"= 20'-0"

DRAWING NAME:

Elevations

DRAWING NUMBER:

A2.01

The Edgewater

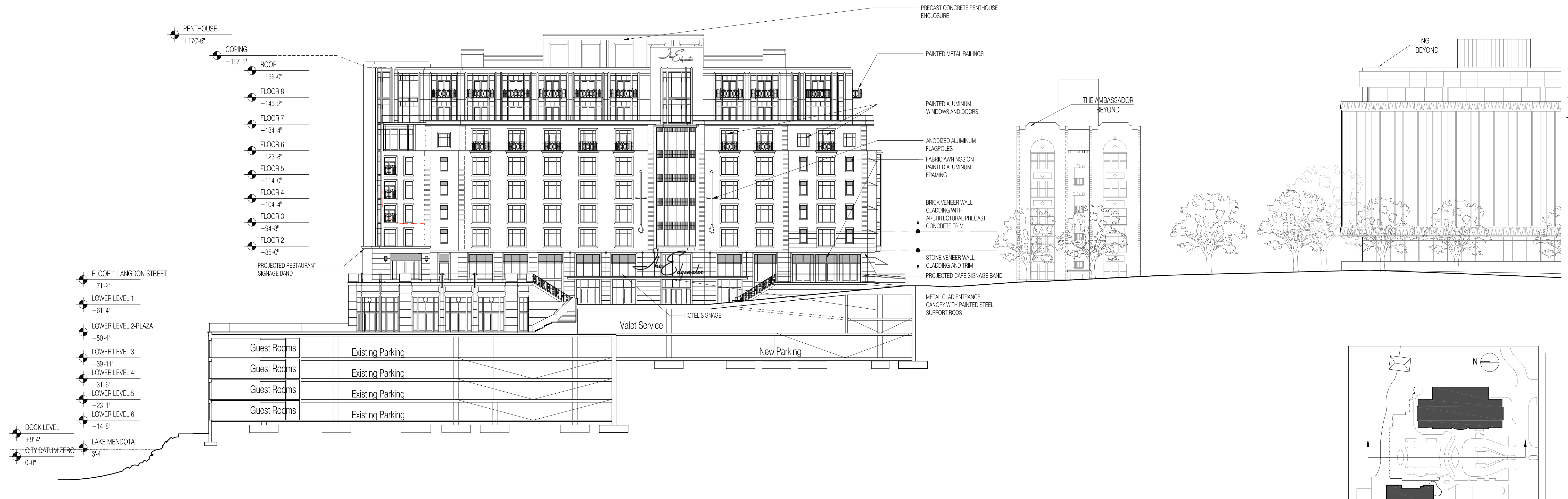
666 Wisconsin Avenue
Madison, WI 53703

Owner:
Landmark X, LLC
22 East Mifflin Street, Suite 800
Madison, WI 53703

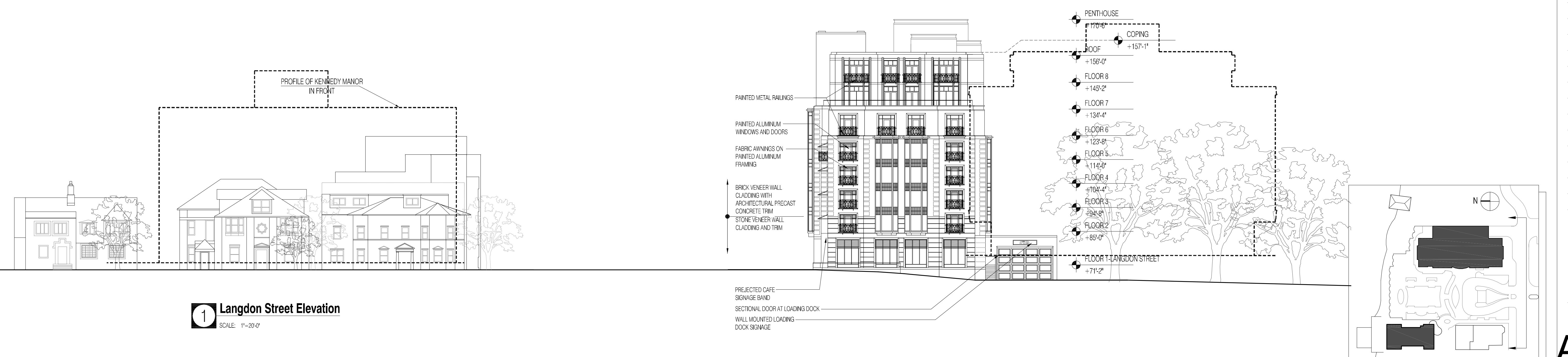
Developer:
Hammes Company
22 East Mifflin Street, Suite 800
Madison, WI 53703

Civil Engineer:
BT², Inc.
2830 Dairy Drive
Madison, WI 53718

Landscape Architect:
Ken Saiki Design, Inc.
303 S. Patterson, Suite One
Madison, WI 53703



2 Section and Elevation of New Hotel at Plaza
SCALE: 1"=20'-0"



1 Langdon Street Elevation
SCALE: 1"=20'-0"

PROJECT NUMBER: 08105.00

DATE: January 27, 2010

REVISIONS:

△	08/18/09
△	10/28/09
△	01/13/10
△	01/27/10

SCALE: 1"= 20'-0"

DRAWING NAME:
Alternate Elevation Studies

DRAWING NUMBER:

A2.01alt

The Edgewater

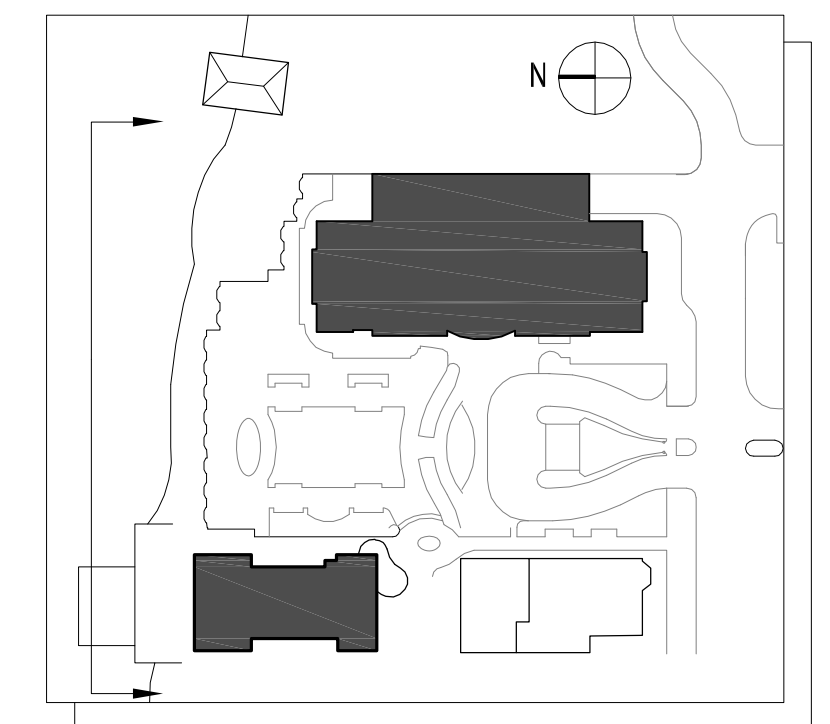
666 Wisconsin Avenue
Madison, WI 53703

Owner:
Landmark X, LLC
22 East Mifflin Street, Suite 800
Madison, WI 53703

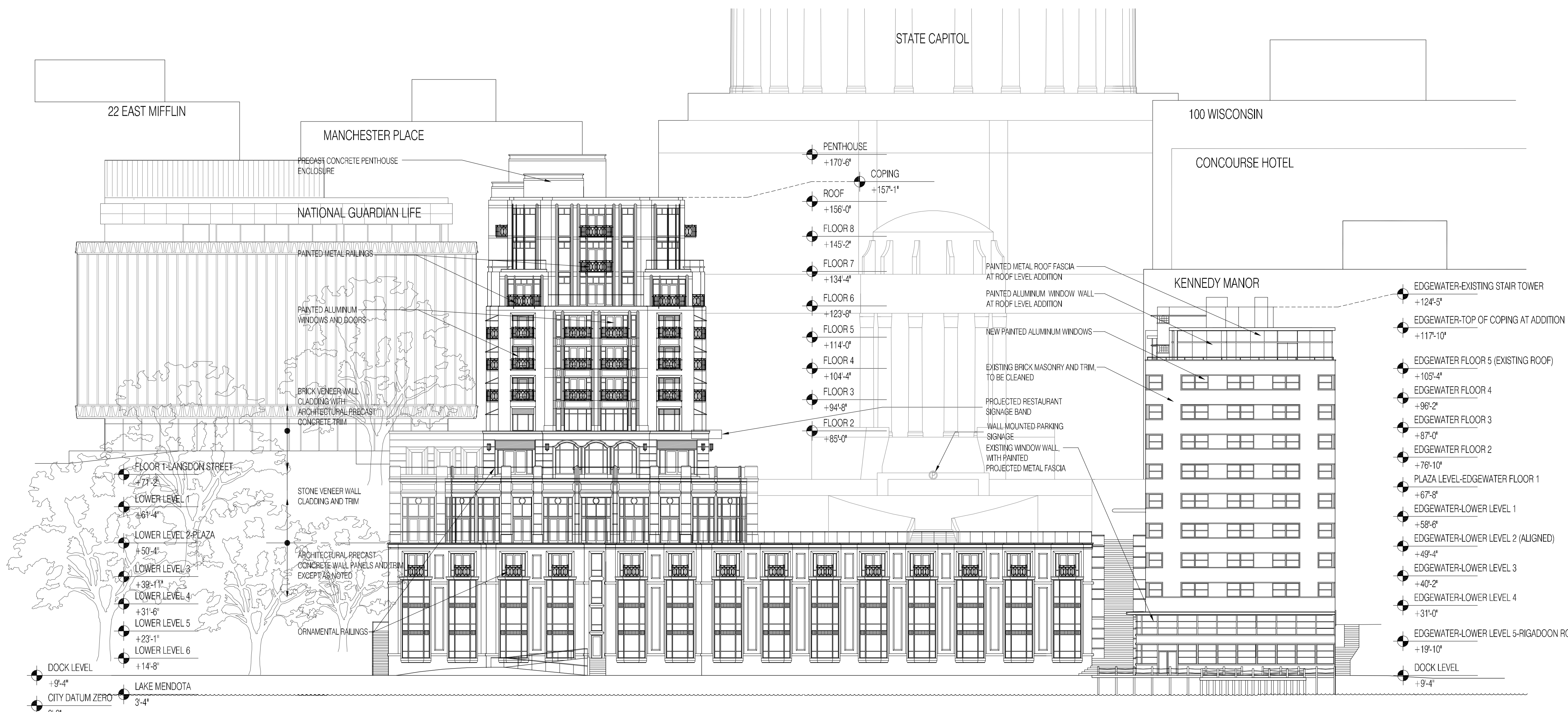
Developer:
Hammes Company
22 East Mifflin Street, Suite 800
Madison, WI 53703

Civil Engineer:
BT², Inc.
2830 Dairy Drive
Madison, WI 53718

Landscape Architect:
Ken Saiki Design, Inc.
303 S. Patterson, Suite One
Madison, WI 53703

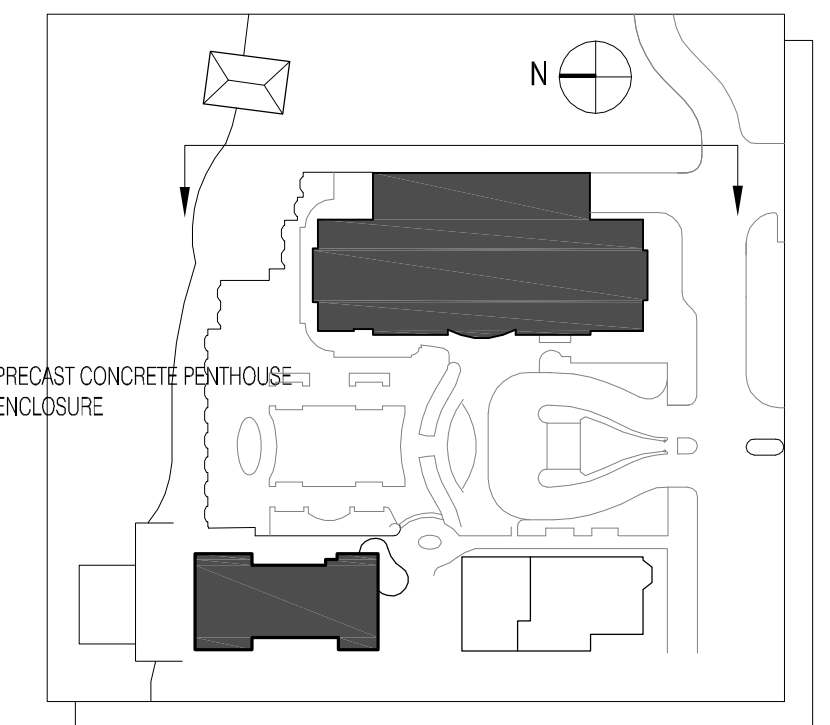


Plan Diagram

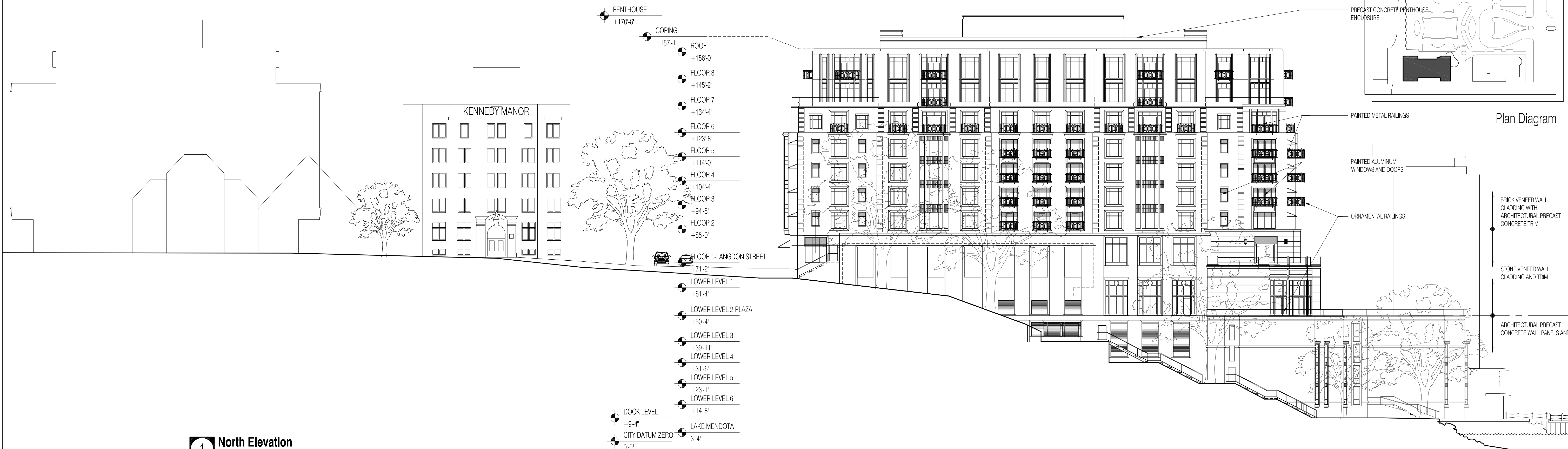


2 Lake Mendota Elevation

SCALE: 1"=20'-0"



Plan Diagram



1 North Elevation

SCALE: 1"=20'-0"

PROJECT NUMBER: 08105.00

DATE: January 27, 2010

REVISIONS:

△	08/18/09
△	10/28/09
△	01/13/10
△	01/27/10

SCALE: 1"= 20'-0"

DRAWING NAME:

Elevations

DRAWING NUMBER:

A2.02

The Edgewater

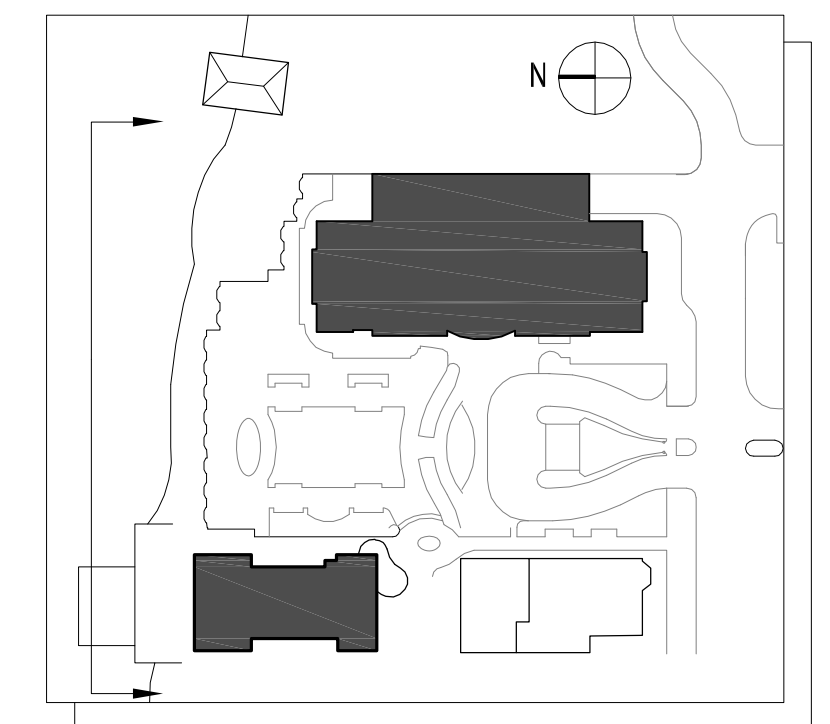
666 Wisconsin Avenue
Madison, WI 53703

Owner:
Landmark X, LLC
22 East Mifflin Street, Suite 800
Madison, WI 53703

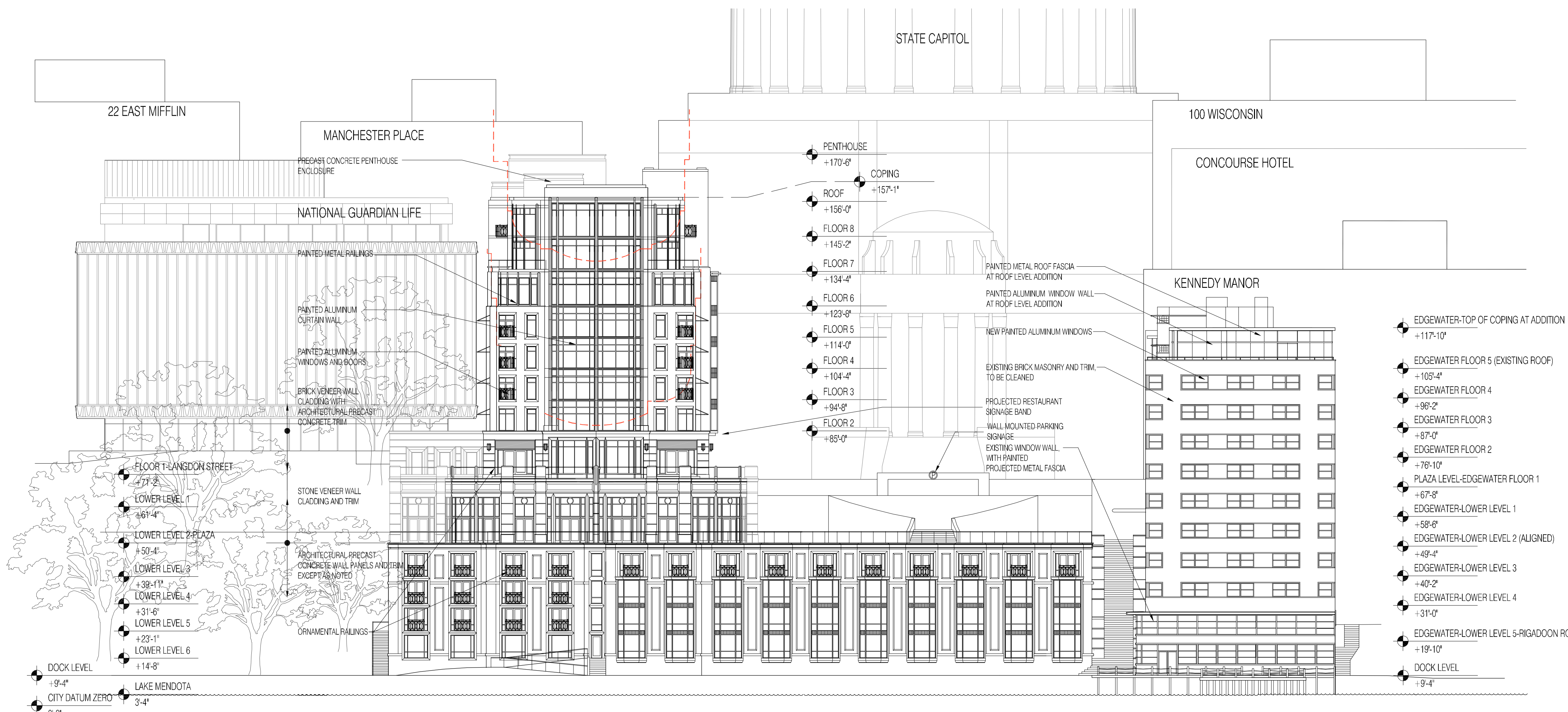
Developer:
Hammes Company
22 East Mifflin Street, Suite 800
Madison, WI 53703

Civil Engineer:
BT², Inc.
2830 Dairy Drive
Madison, WI 53718

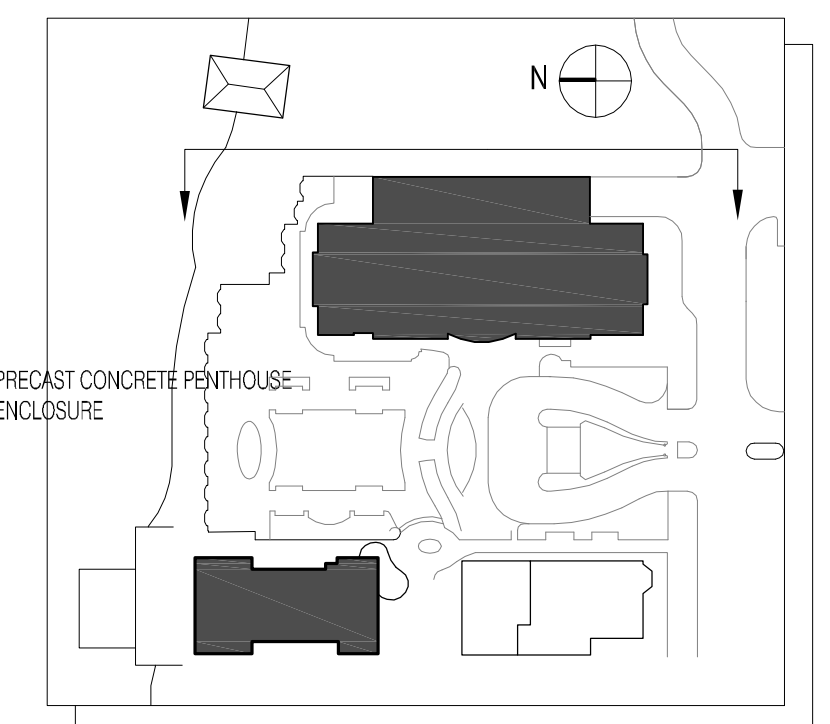
Landscape Architect:
Ken Saiki Design, Inc.
303 S. Patterson, Suite One
Madison, WI 53703



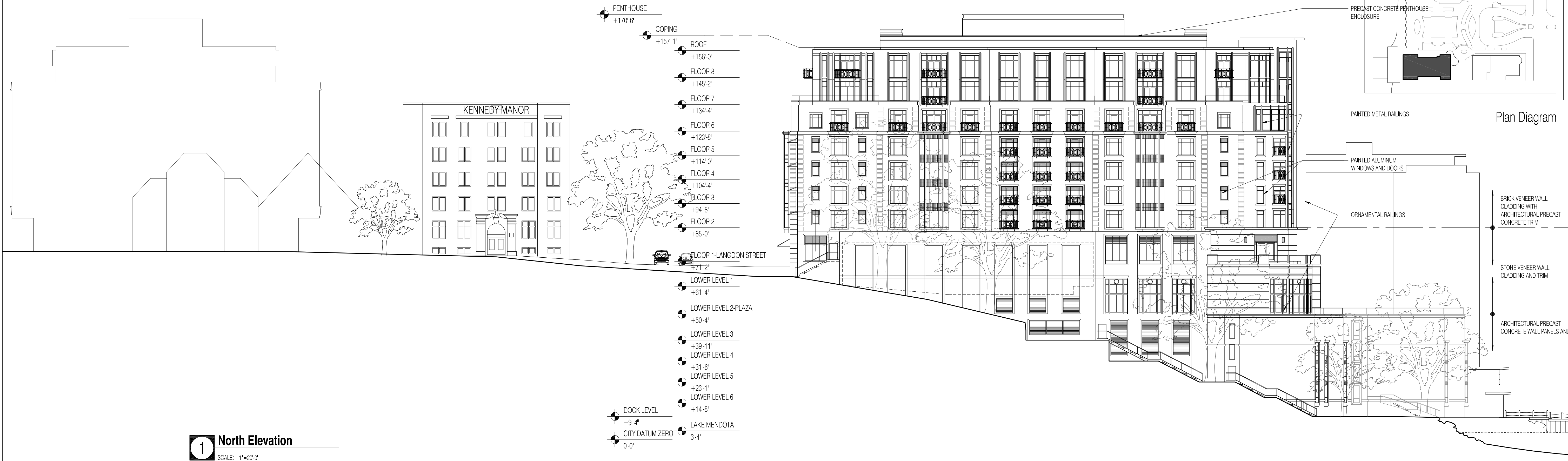
Plan Diagram



2 Lake Mendota Elevation
SCALE: 1"=20'-0"



Plan Diagram



1 North Elevation
SCALE: 1"=20'-0"

PROJECT NUMBER: 08105.00

DATE: January 27, 2010

REVISIONS:

△	08/18/09
△	10/28/09
△	01/13/10
△	01/27/10

SCALE: 1"= 20'-0"

DRAWING NAME:

Alternate Elevation
Studies

DRAWING NUMBER:

A2.02alt

The Edgewater

666 Wisconsin Avenue
Madison, WI 53703

Owner:
Landmark X, LLC
22 East Mifflin Street, Suite 800
Madison, WI 53703

Developer:
Hammes Company
22 East Mifflin Street, Suite 800
Madison, WI 53703

Civil Engineer:
BT², Inc.
2830 Dairy Drive
Madison, WI 53718

Landscape Architect:
Ken Saiki Design, Inc.
303 S. Patterson, Suite One
Madison, WI 53703

PROJECT NUMBER: 08105.00

DATE: January 27, 2010

REVISIONS:

△	08/18/09
△	10/23/09
△	01/13/10

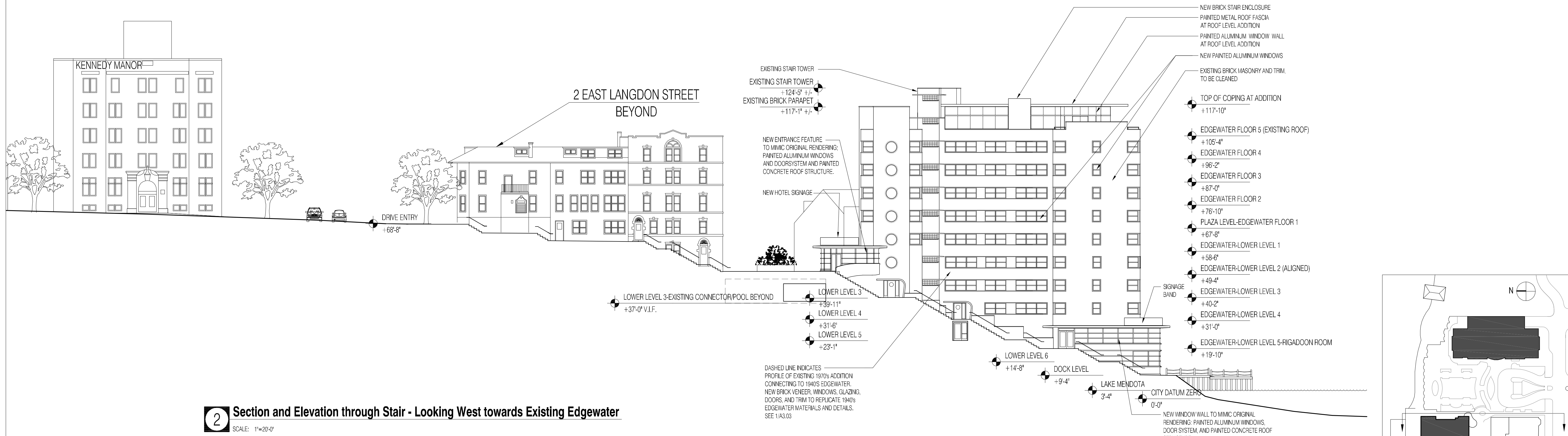
SCALE: 1" = 20'-0"

DRAWING NAME:

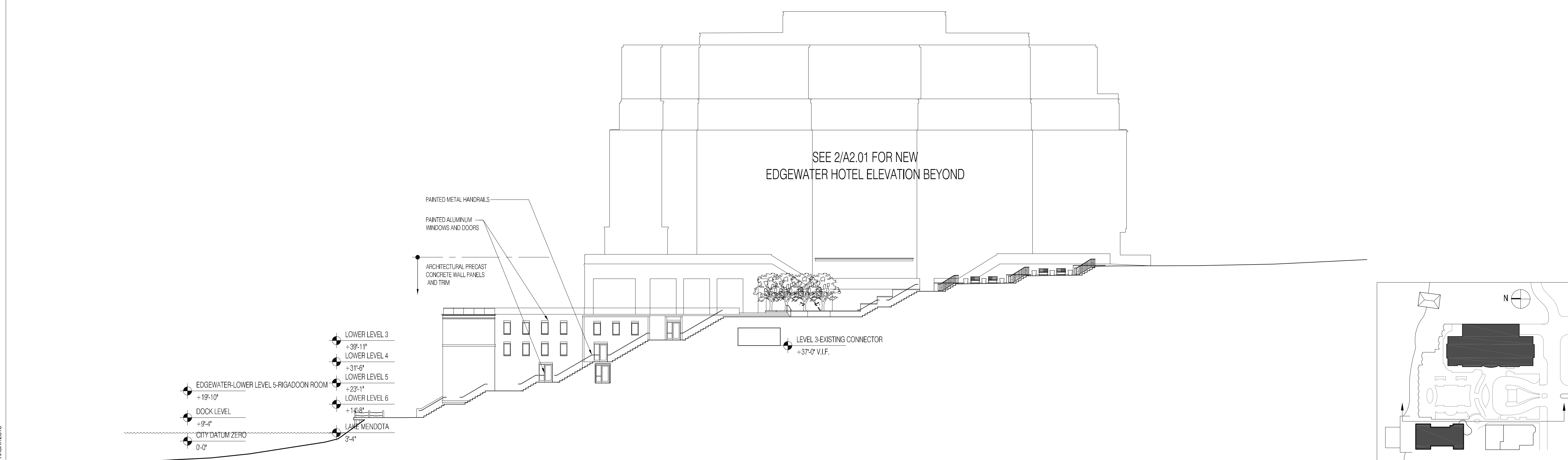
Elevations and
Sections

DRAWING NUMBER:

A2.03



2 Section and Elevation through Stair - Looking West towards Existing Edgewater
SCALE: 1"=20'-0"



1 Section and Elevation Through Stair - Looking East
SCALE: 1"=20'-0"

The Edgewater

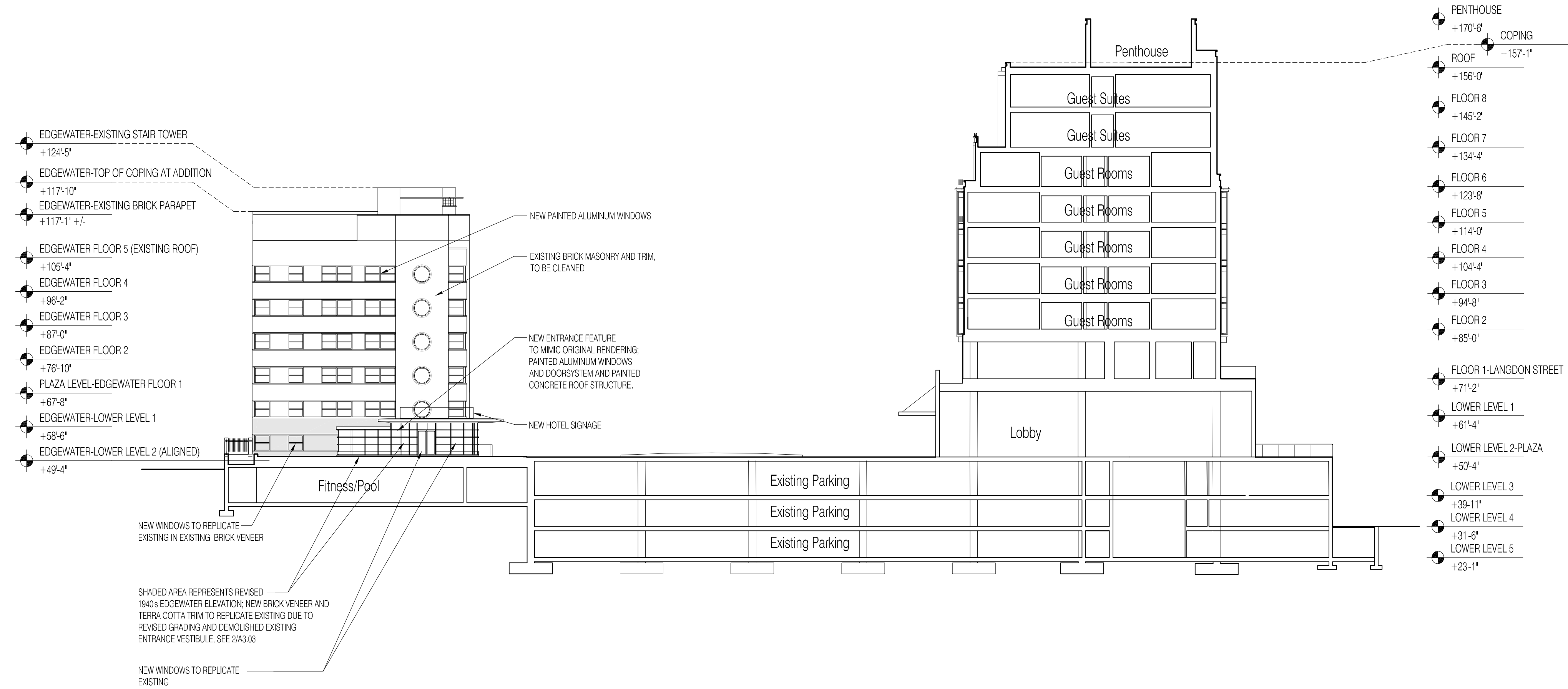
666 Wisconsin Avenue
Madison, WI 53703

Owner:
Landmark X, LLC
22 East Mifflin Street, Suite 800
Madison, WI 53703

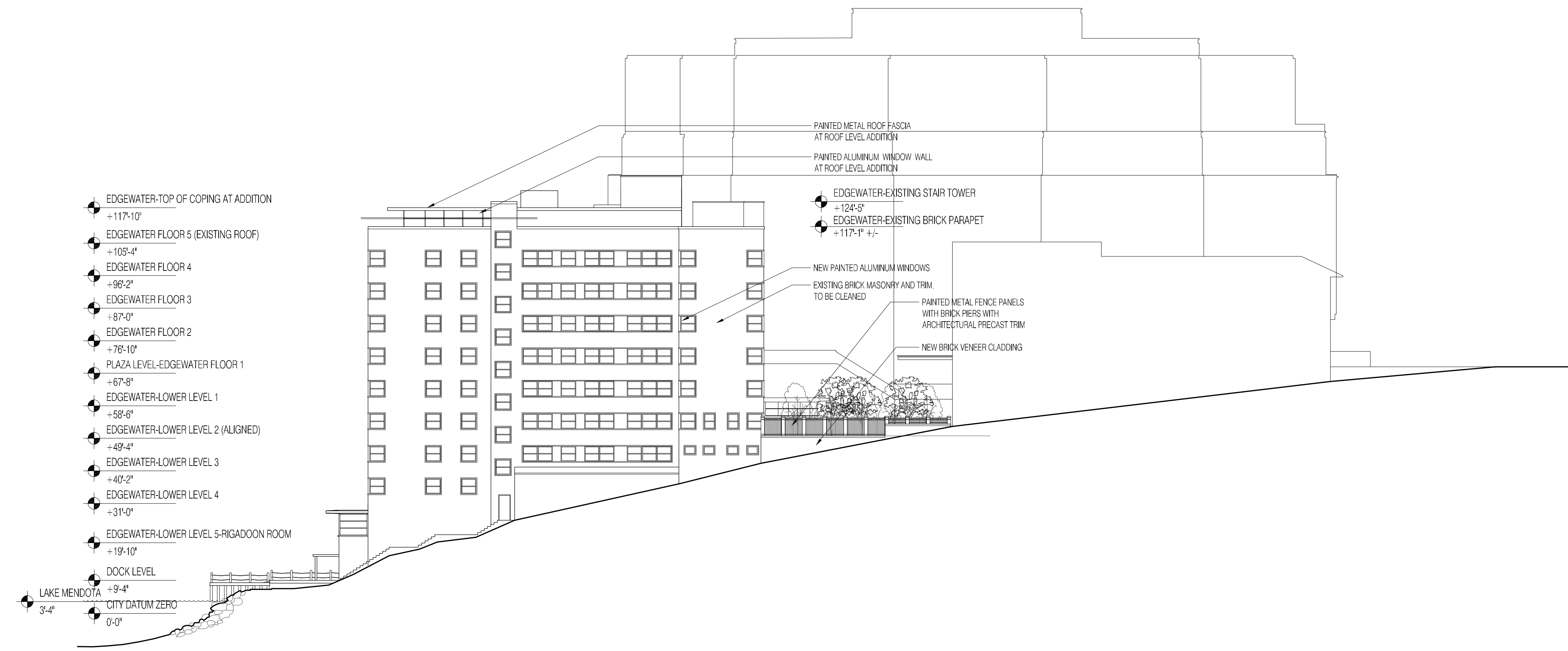
Developer:
Hammes Company
22 East Mifflin Street, Suite 800
Madison, WI 53703

Civil Engineer:
BT², Inc.
2830 Dairy Drive
Madison, WI 53718

Landscape Architect:
Ken Saiki Design, Inc.
303 S. Patterson, Suite One
Madison, WI 53703



2 Section Through New Hotel and South Elevation of Existing Edgewater Hotel
SCALE: 1"=20'-0"



1 West Elevation of Existing Edgewater Hotel
SCALE: 1"=20'-0"

PROJECT NUMBER: 08105.00

DATE: January 27, 2010

REVISIONS:

△	08/18/09
△	10/23/09
△	01/13/10

SCALE: 1"= 20'-0"

DRAWING NAME:

Elevations and
Sections

DRAWING NUMBER:

A2.04