

SUNSET PARK
SW VIEW

R5

FOR KIDS
AGES
5-12



STRUCTURE#: R50EAF68C
PROJECT#: CRS174CDCA-2
DATE: 2/8/2017 | DRAWN BY: CSH



SUNSET PARK
NE VIEW

R5

FOR KIDS
AGES
5-12



STRUCTURE#: R50EAF68C

PROJECT#: CRS174CDCA-2

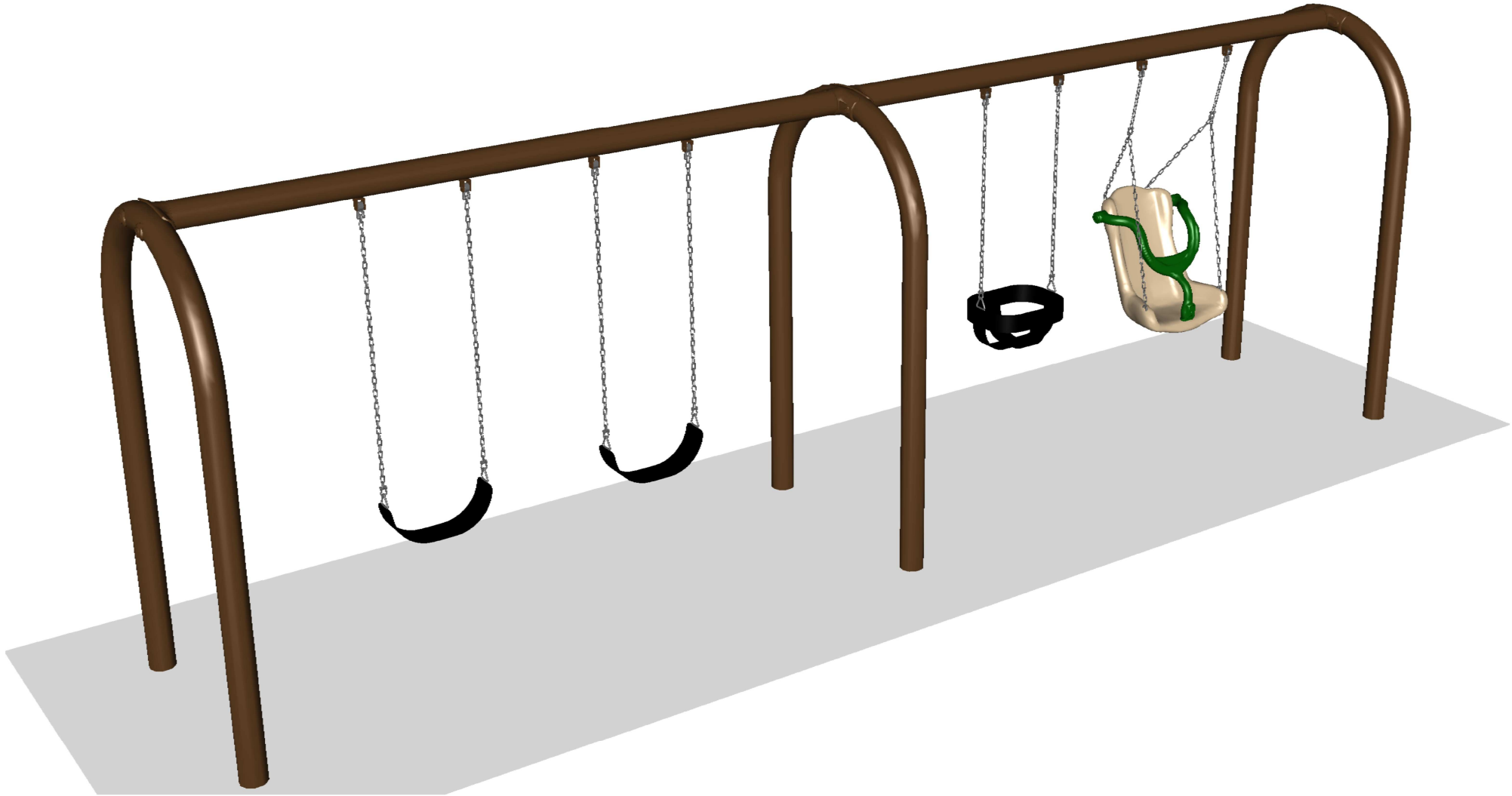
DATE: 2/8/2017 | DRAWN BY: CSH



SUNSET PARK
SW VIEW

R5

FOR KIDS
AGES
5-12



STRUCTURE#: FREPC2120+AB

PROJECT#: CRS174CDCA-2

DATE: 2/8/2017 | DRAWN BY: CSH



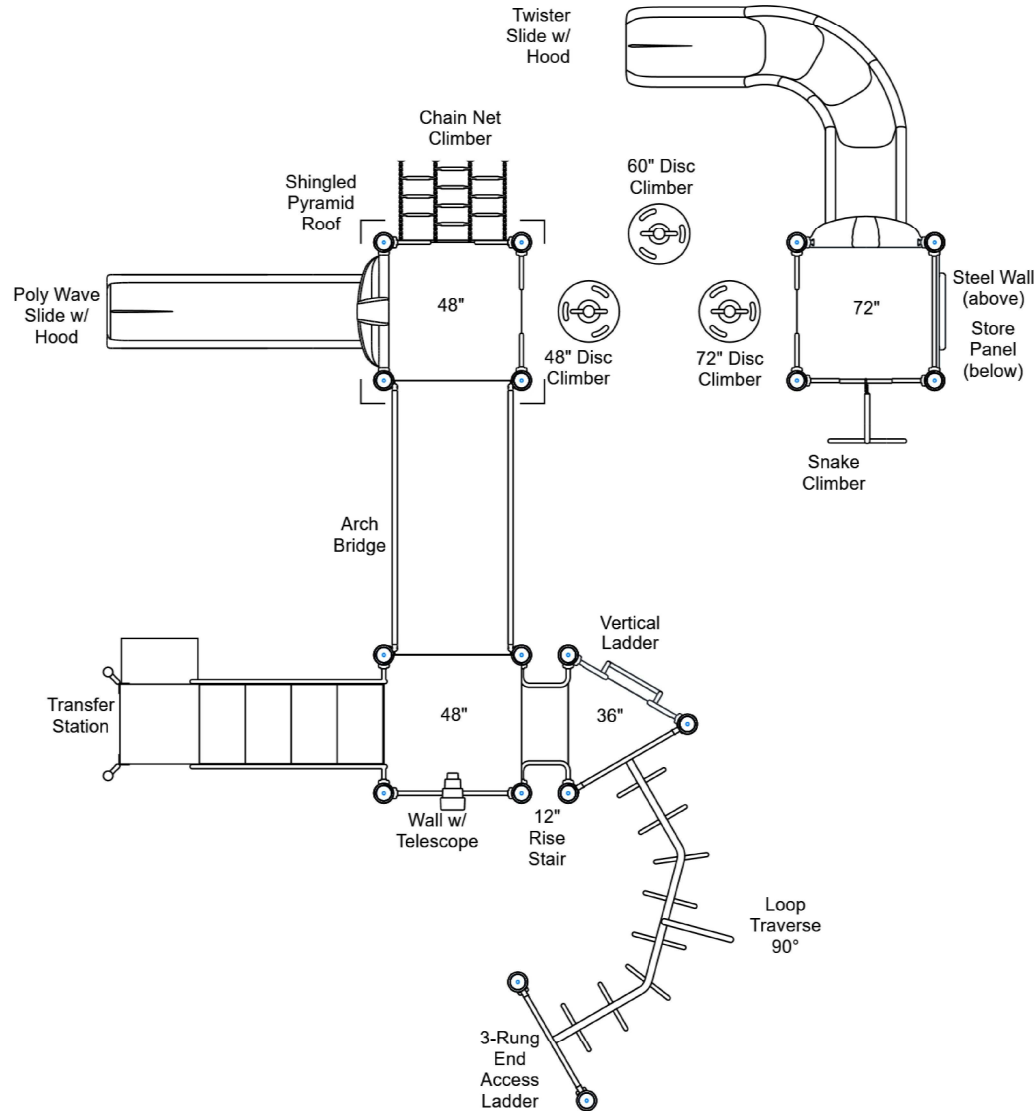
SUNSET PARK TOP VIEW

ADA ACCESSIBILITY GUIDELINE - ADAAG CONFORMANCE

ELEVATED	ACCESSIBLE	RAMP ACCESSIBLE	GROUND	TYPES
7	5/4	0	1/2	1/2

R5

FOR KIDS
AGES
5-12



GENERAL NOTES:

This conceptual plan is based on information provided prior to construction. Detailed site information, including the following, should be obtained, evaluated, and utilized in the final project design. Exact site dimensions, topography, existing utilities, soil conditions and drainage solutions.

WARNING: Accessible safety surfacing material is required beneath and around this equipment that has a critical height value (Fall Height) appropriate for the highest accessible part of this equipment. Refer to the CPSC'S Handbook For Public Playground Safety, Section 4: Surfacing.

STRUCTURE#: R50EAF68C

PROJECT#: CRS174CDCA-2

DATE: 2/8/2017 | DRAWN BY: CSH

MIN. USE ZONE: 35' x 42'

PLAYCRAFT REP:

Commercial Recreation Specialis



SUNSET PARK

TOP VIEW

ADA ACCESSIBILITY GUIDELINE - ADAAG CONFORMANCE

ELEVATED	ACCESSIBLE	RAMP ACCESSIBLE	GROUND	TYPES
0	0/0	0	4/0	1/0

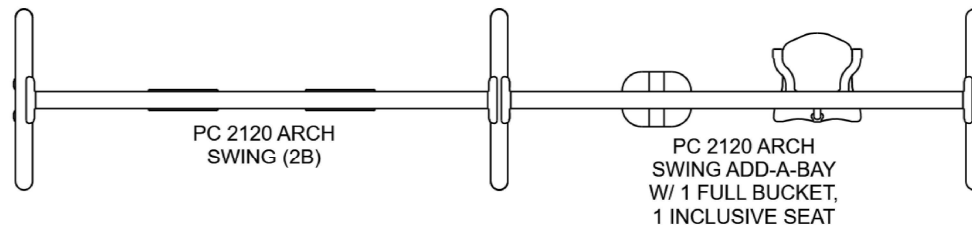


FOR KIDS
AGES
5-12

GENERAL NOTES:

This conceptual plan is based on information provided prior to construction. Detailed site information, including the following, should be obtained, evaluated, and utilized in the final project design. Exact site dimensions, topography, existing utilities, soil conditions and drainage solutions.

WARNING: Accessible safety surfacing material is required beneath and around this equipment that has a critical height value (Fall Height) appropriate for the highest accessible part of this equipment. Refer to the CPSC'S Handbook For Public Playground Safety, Section 4: Surfacing.



STRUCTURE#: FREPC2120+AB

PROJECT#: CRS174CDCA-2

DATE: 2/8/2017 | DRAWN BY: CSH

MIN. USE ZONE: 36' x 30'

PLAYCRAFT REP:

Commercial Recreation Specialis

