

Q1 What is the zip code of your permanent address?

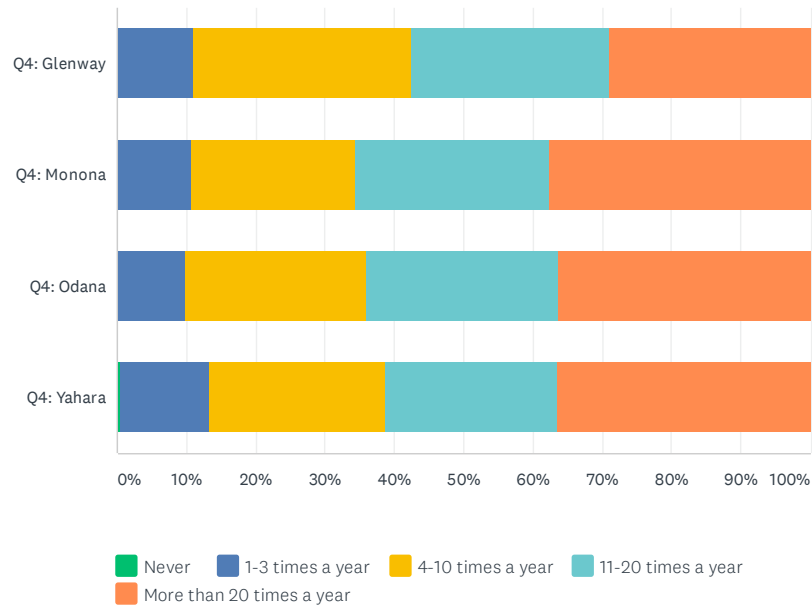
Answered: 3,526 Skipped: 0

	WHAT IS THE ZIP CODE OF YOUR PERMANENT ADDRESS?		TOTAL
Q4: Glenway		100.00% 567	16.08% 567
Q4: Monona		100.00% 793	22.49% 793
Q4: Odana		100.00% 1,164	33.01% 1,164
Q4: Yahara		100.00% 1,002	28.42% 1,002
Total Respondents	3,526		3,526

Municipal Golf in Madison Parks

Q2 How often, if ever, do you typically golf at any of the four City of Madison Golf Courses (Glenway, Monona, Odana, or Yahara)?

Answered: 3,526 Skipped: 0

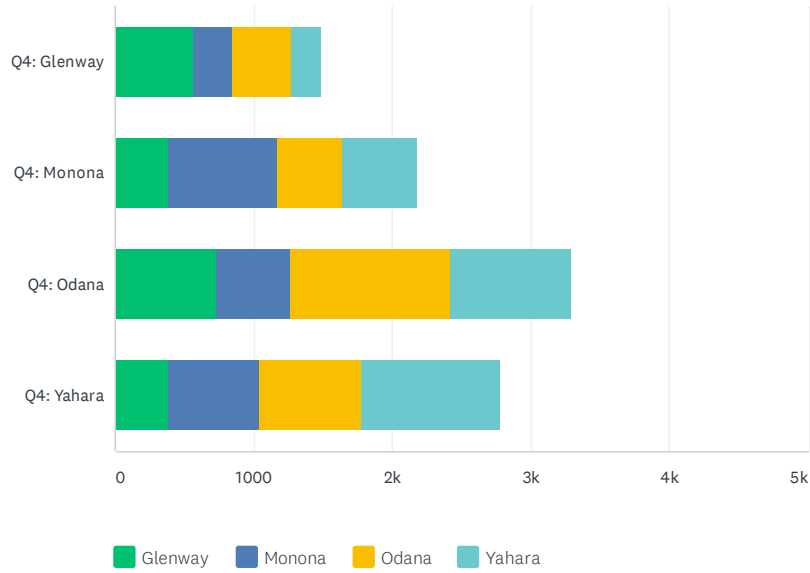


	NEVER	1-3 TIMES A YEAR	4-10 TIMES A YEAR	11-20 TIMES A YEAR	MORE THAN 20 TIMES A YEAR	TOTAL
Q4: Glenway	0.00% 0	11.11% 63	31.22% 177	28.75% 163	28.92% 164	16.08% 567
Q4: Monona	0.00% 0	10.72% 85	23.58% 187	28.12% 223	37.58% 298	22.49% 793
Q4: Odana	0.00% 0	9.88% 115	26.12% 304	27.75% 323	36.25% 422	33.01% 1,164
Q4: Yahara	0.40% 4	12.77% 128	25.65% 257	24.55% 246	36.63% 367	28.42% 1,002
Total Respondents	4	391	925	955	1,251	3,526

Municipal Golf in Madison Parks

Q3 In the past 5 years, have you golfed at any of the following? Select all that apply.

Answered: 3,526 Skipped: 0

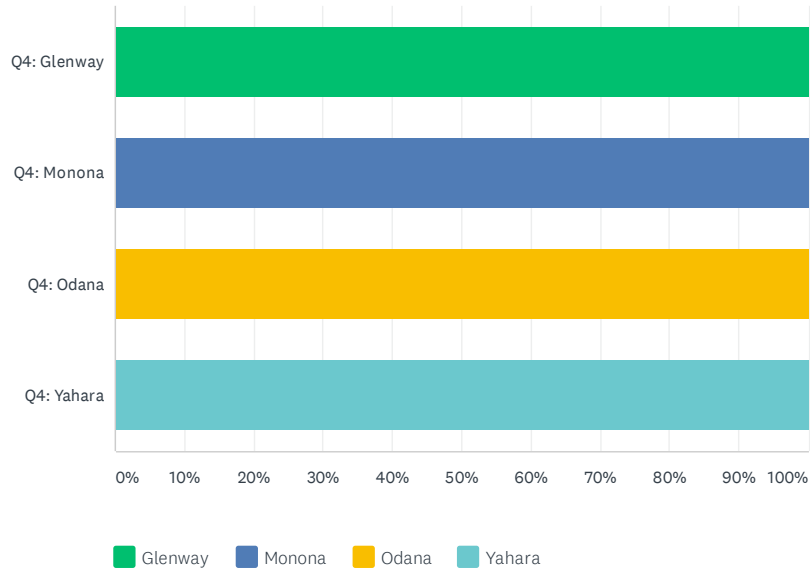


	GLENWAY	MONONA	ODANA	YAHARA	TOTAL
Q4: Glenway	99.82% 566	48.85% 277	76.19% 432	37.39% 212	42.17% 1,487
Q4: Monona	47.67% 378	100.00% 793	58.51% 464	68.22% 541	61.71% 2,176
Q4: Odana	62.63% 729	46.05% 536	99.57% 1,159	74.74% 870	93.42% 3,294
Q4: Yahara	38.12% 382	66.27% 664	73.45% 736	99.40% 996	78.79% 2,778
Total Respondents	2,055	2,270	2,791	2,619	3,526

Municipal Golf in Madison Parks

Q4 Which course do you play the most?

Answered: 3,526 Skipped: 0

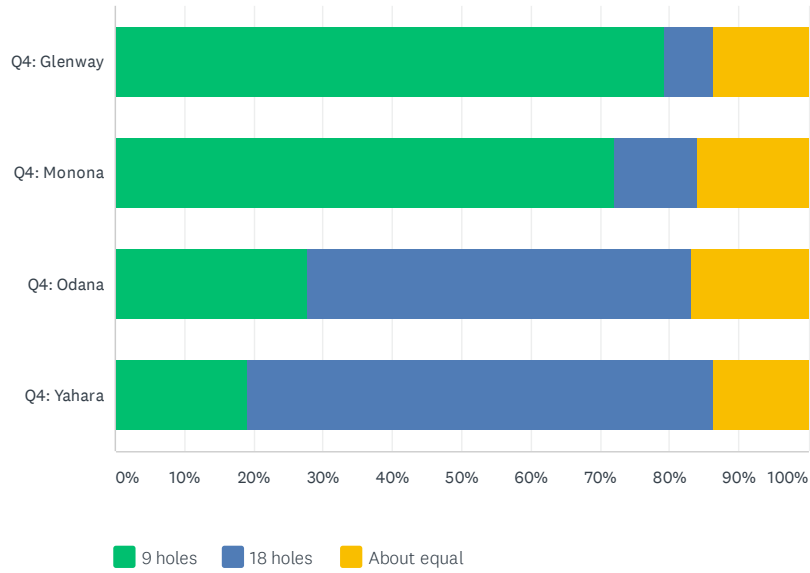


	GLENWAY	MONONA	ODANA	YAHARA	TOTAL
Q4: Glenway	100.00% 567	0.00% 0	0.00% 0	0.00% 0	16.08% 567
Q4: Monona	0.00% 0	100.00% 793	0.00% 0	0.00% 0	22.49% 793
Q4: Odana	0.00% 0	0.00% 0	100.00% 1,164	0.00% 0	33.01% 1,164
Q4: Yahara	0.00% 0	0.00% 0	0.00% 0	100.00% 1,002	28.42% 1,002
Total Respondents	567	793	1,164	1,002	3,526

Municipal Golf in Madison Parks

Q5 How many holes of golf do you typically play per round?

Answered: 3,526 Skipped: 0

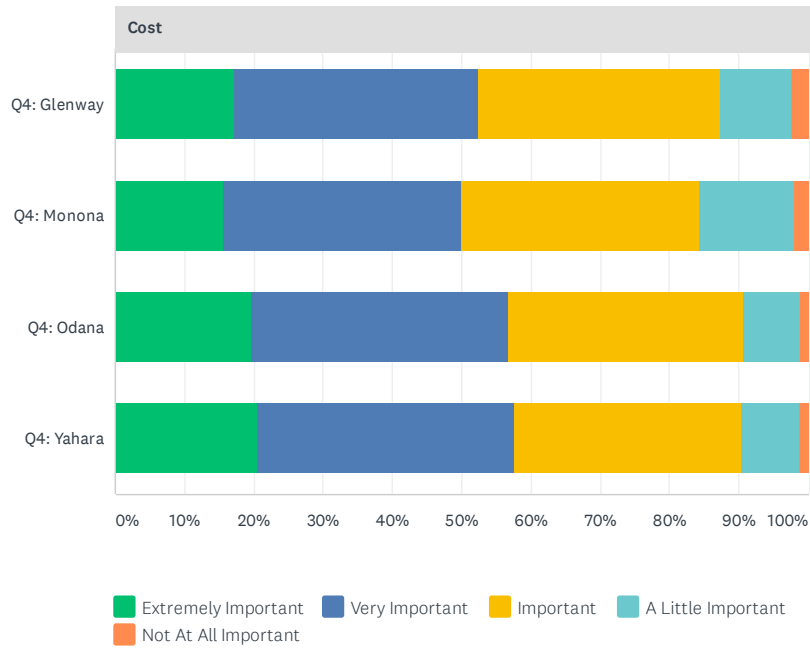
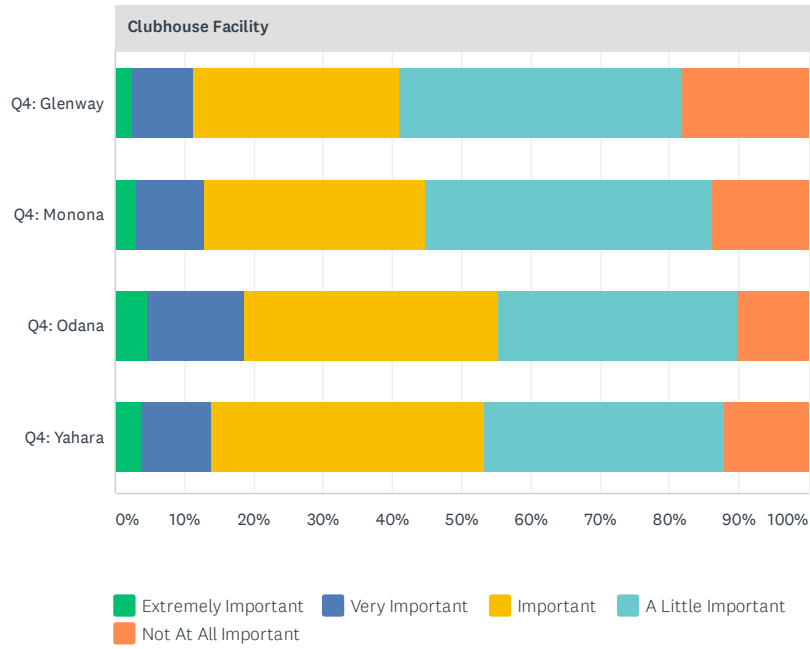


	9 HOLES	18 HOLES	ABOUT EQUAL	TOTAL
Q4: Glenway	79.37% 450	7.05% 40	13.58% 77	16.08% 567
Q4: Monona	72.01% 571	11.85% 94	16.14% 128	22.49% 793
Q4: Odana	27.75% 323	55.33% 644	16.92% 197	33.01% 1,164
Q4: Yahara	19.16% 192	67.27% 674	13.57% 136	28.42% 1,002
Total Respondents	1,536	1,452	538	3,526

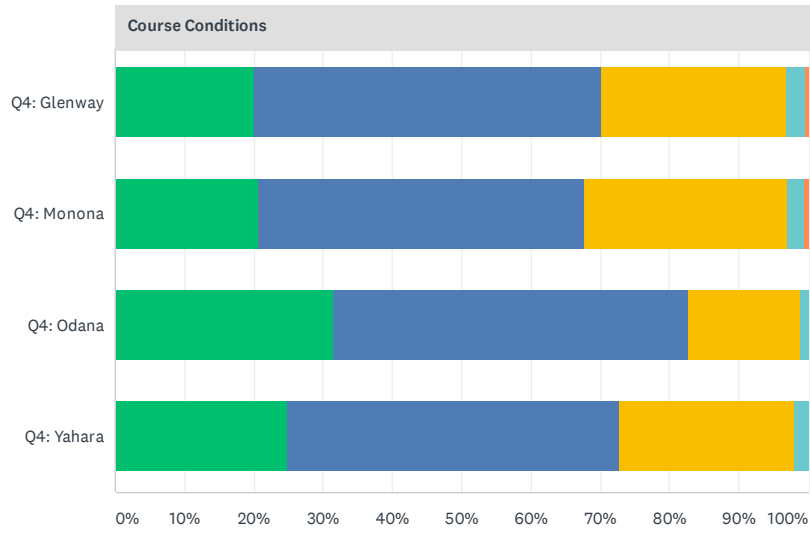
Municipal Golf in Madison Parks

Q6 How important are each of the following:

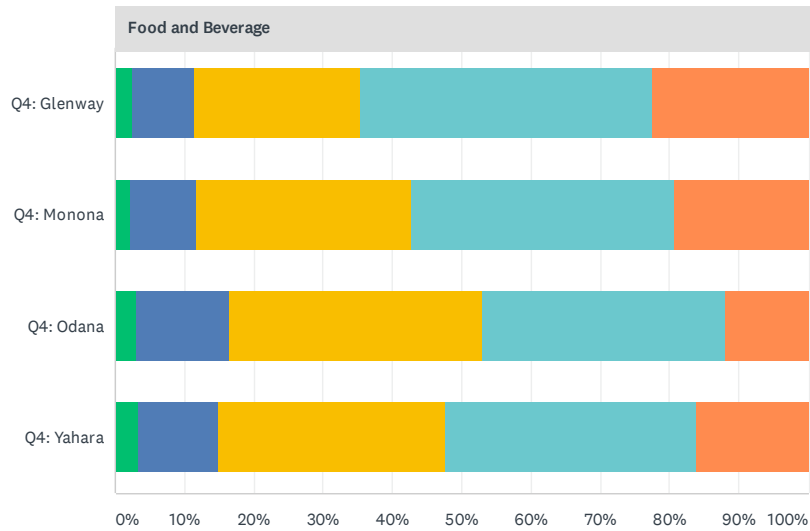
Answered: 3,526 Skipped: 0



Municipal Golf in Madison Parks

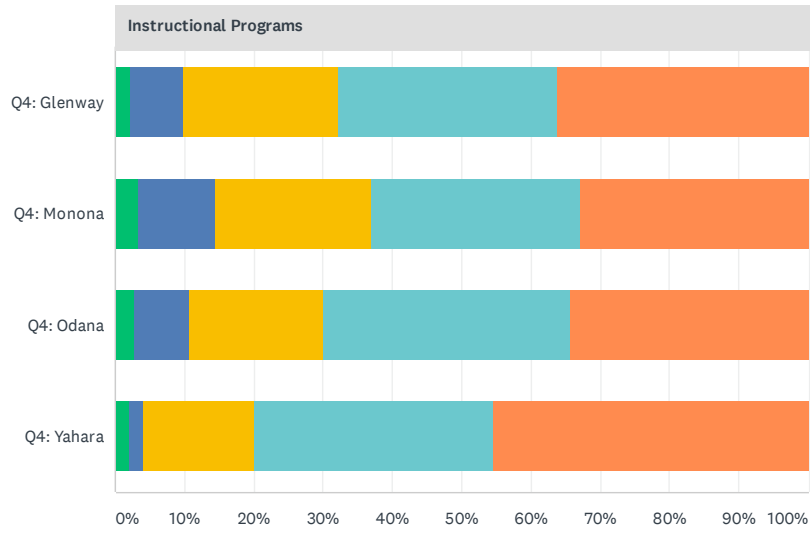


■ Extremely Important
 ■ Very Important
 ■ Important
 ■ A Little Important
■ Not At All Important

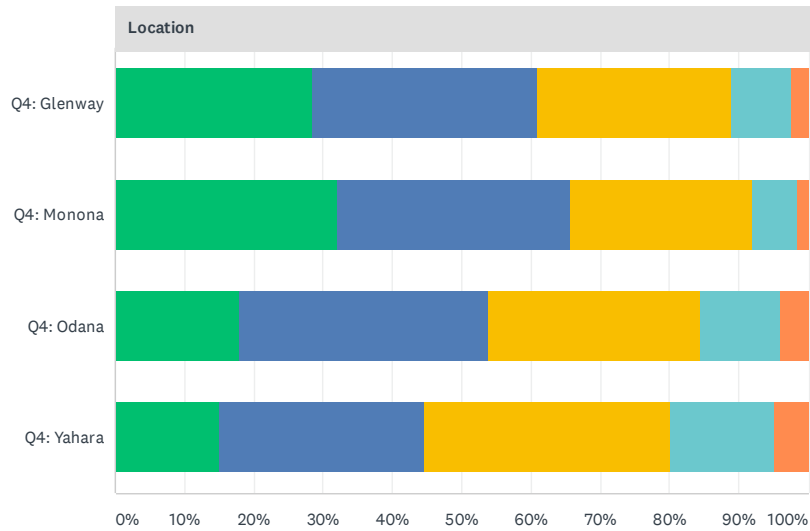


■ Extremely Important
 ■ Very Important
 ■ Important
 ■ A Little Important
■ Not At All Important

Municipal Golf in Madison Parks

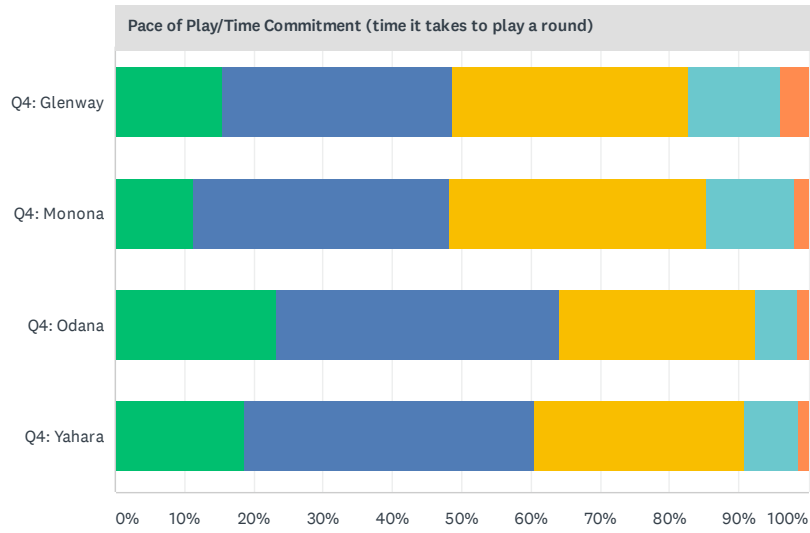


■ Extremely Important
 ■ Very Important
 ■ Important
 ■ A Little Important
 ■ Not At All Important

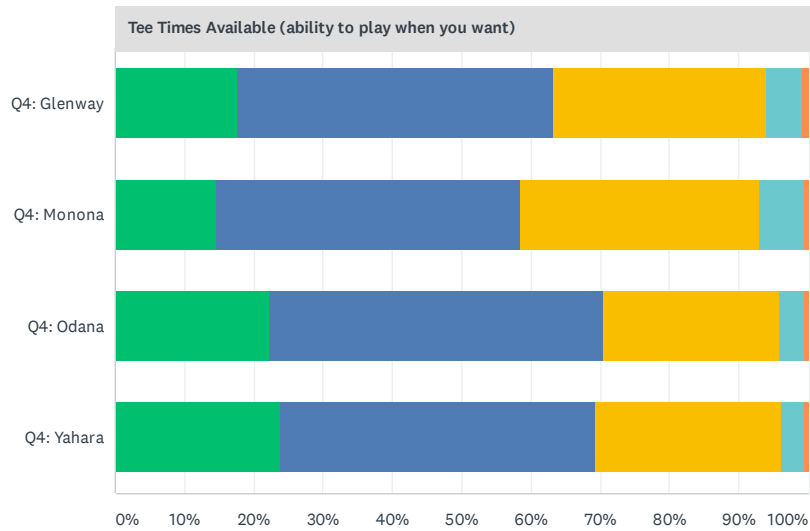


■ Extremely Important
 ■ Very Important
 ■ Important
 ■ A Little Important
 ■ Not At All Important

Municipal Golf in Madison Parks

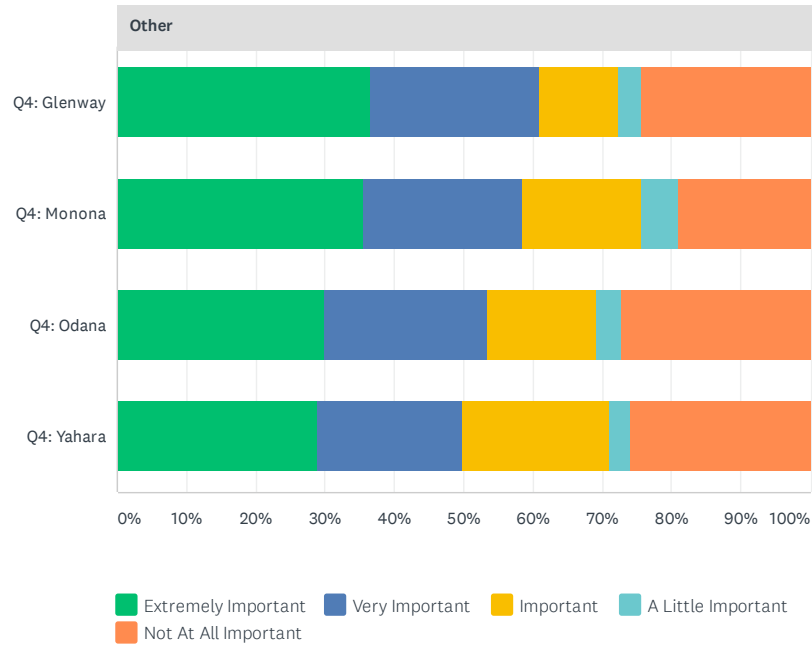


■ Extremely Important
 ■ Very Important
 ■ Important
 ■ A Little Important
 ■ Not At All Important



■ Extremely Important
 ■ Very Important
 ■ Important
 ■ A Little Important
 ■ Not At All Important

Municipal Golf in Madison Parks



Clubhouse Facility								
	EXTREMELY IMPORTANT	VERY IMPORTANT	IMPORTANT	A LITTLE IMPORTANT	NOT AT ALL IMPORTANT	TOTAL	WEIGHTED AVERAGE	
Q4: Glenway	2.48% 14	8.67% 49	29.73% 168	40.88% 231	18.23% 103	16.02% 565		2.36
Q4: Monona	3.03% 24	9.86% 78	31.86% 252	41.34% 327	13.91% 110	22.43% 791		2.47
Q4: Odana	4.56% 53	14.19% 165	36.46% 424	34.65% 403	10.15% 118	32.98% 1,163		2.68
Q4: Yahara	3.80% 38	9.99% 100	39.36% 394	34.77% 348	12.09% 121	28.39% 1,001		2.59
Cost								
	EXTREMELY IMPORTANT	VERY IMPORTANT	IMPORTANT	A LITTLE IMPORTANT	NOT AT ALL IMPORTANT	TOTAL	WEIGHTED AVERAGE	
Q4: Glenway	17.32% 97	35.00% 196	35.00% 196	10.18% 57	2.50% 14	15.88% 560		3.54
Q4: Monona	15.71% 123	34.36% 269	34.36% 269	13.67% 107	1.92% 15	22.21% 783		3.48
Q4: Odana	19.62% 225	36.97% 424	34.00% 390	8.20% 94	1.22% 14	32.53% 1,147		3.66
Q4: Yahara	20.49% 202	37.12% 366	32.76% 323	8.52% 84	1.12% 11	27.96% 986		3.67
Course Conditions								
	EXTREMELY IMPORTANT	VERY IMPORTANT	IMPORTANT	A LITTLE IMPORTANT	NOT AT ALL IMPORTANT	TOTAL	WEIGHTED AVERAGE	
Q4: Glenway	20.00% 113	50.09% 283	26.73% 151	2.83% 16	0.35% 2	16.02% 565		3.87
Q4: Monona	20.58% 162	47.14% 371	29.35% 231	2.41% 19	0.51% 4	22.32% 787		3.85
Q4: Odana	31.46% 364	51.25% 593	16.16% 187	1.04% 12	0.09% 1	32.81% 1,157		4.13
Q4: Yahara	24.92% 249	47.75% 477	25.33% 253	2.00% 20	0.00% 0	28.33% 999		3.96

Municipal Golf in Madison Parks

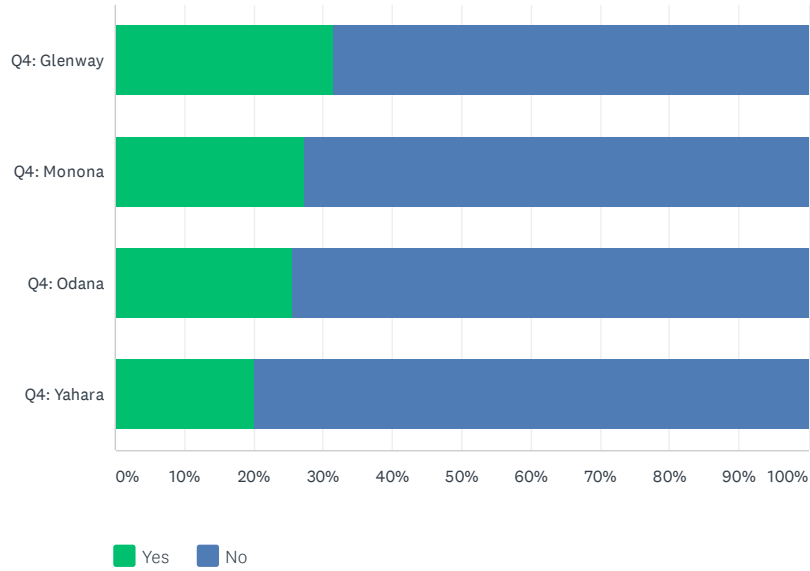
Food and Beverage							
	EXTREMELY IMPORTANT	VERY IMPORTANT	IMPORTANT	A LITTLE IMPORTANT	NOT AT ALL IMPORTANT	TOTAL	WEIGHTED AVERAGE
Q4: Glenway	2.48% 14	9.04% 51	23.76% 134	42.20% 238	22.52% 127	16.00% 564	2.27
Q4: Monona	2.27% 18	9.47% 75	31.06% 246	37.88% 300	19.32% 153	22.46% 792	2.38
Q4: Odana	2.93% 34	13.60% 158	36.49% 424	34.94% 406	12.05% 140	32.96% 1,162	2.60
Q4: Yahara	3.51% 35	11.32% 113	32.77% 327	36.27% 362	16.13% 161	28.30% 998	2.50
Instructional Programs							
	EXTREMELY IMPORTANT	VERY IMPORTANT	IMPORTANT	A LITTLE IMPORTANT	NOT AT ALL IMPORTANT	TOTAL	WEIGHTED AVERAGE
Q4: Glenway	2.30% 13	7.60% 43	22.26% 126	31.63% 179	36.22% 205	16.05% 566	2.08
Q4: Monona	3.41% 27	11.00% 87	22.50% 178	30.21% 239	32.87% 260	22.43% 791	2.22
Q4: Odana	2.84% 33	7.75% 90	19.62% 228	35.46% 412	34.34% 399	32.96% 1,162	2.09
Q4: Yahara	2.10% 21	1.90% 19	16.17% 162	34.43% 345	45.41% 455	28.42% 1,002	1.81
Location							
	EXTREMELY IMPORTANT	VERY IMPORTANT	IMPORTANT	A LITTLE IMPORTANT	NOT AT ALL IMPORTANT	TOTAL	WEIGHTED AVERAGE
Q4: Glenway	28.50% 161	32.39% 183	28.14% 159	8.50% 48	2.48% 14	16.02% 565	3.76
Q4: Monona	32.19% 254	33.46% 264	26.36% 208	6.34% 50	1.65% 13	22.38% 789	3.88
Q4: Odana	17.85% 206	35.96% 415	30.76% 355	11.35% 131	4.07% 47	32.73% 1,154	3.52
Q4: Yahara	15.03% 150	29.56% 295	35.47% 354	15.13% 151	4.81% 48	28.30% 998	3.35
Pace of Play/Time Commitment (time it takes to play a round)							
	EXTREMELY IMPORTANT	VERY IMPORTANT	IMPORTANT	A LITTLE IMPORTANT	NOT AT ALL IMPORTANT	TOTAL	WEIGHTED AVERAGE
Q4: Glenway	15.37% 87	33.22% 188	34.10% 193	13.25% 75	4.06% 23	16.05% 566	3.43
Q4: Monona	11.22% 89	36.95% 293	37.07% 294	12.74% 101	2.02% 16	22.49% 793	3.43
Q4: Odana	23.37% 272	40.72% 474	28.35% 330	5.93% 69	1.63% 19	33.01% 1,164	3.78
Q4: Yahara	18.68% 187	41.76% 418	30.27% 303	7.79% 78	1.50% 15	28.39% 1,001	3.68
Tee Times Available (ability to play when you want)							
	EXTREMELY IMPORTANT	VERY IMPORTANT	IMPORTANT	A LITTLE IMPORTANT	NOT AT ALL IMPORTANT	TOTAL	WEIGHTED AVERAGE
Q4: Glenway	17.64% 100	45.68% 259	30.69% 174	5.11% 29	0.88% 5	16.08% 567	3.74
Q4: Monona	14.75% 117	43.76% 347	34.55% 274	6.31% 50	0.63% 5	22.49% 793	3.66
Q4: Odana	22.34% 260	48.11% 560	25.26% 294	3.78% 44	0.52% 6	33.01% 1,164	3.88
Q4: Yahara	23.98% 240	45.35% 454	26.87% 269	3.20% 32	0.60% 6	28.39% 1,001	3.89

Municipal Golf in Madison Parks

Other								
	EXTREMELY IMPORTANT	VERY IMPORTANT	IMPORTANT	A LITTLE IMPORTANT	NOT AT ALL IMPORTANT	TOTAL	WEIGHTED AVERAGE	
Q4: Glenway	36.49% 54	24.32% 36	11.49% 17	3.38% 5	24.32% 36	4.20% 148		3.45
Q4: Monona	35.51% 76	22.90% 49	17.29% 37	5.14% 11	19.16% 41	6.07% 214		3.50
Q4: Odana	29.90% 93	23.47% 73	15.76% 49	3.54% 11	27.33% 85	8.82% 311		3.25
Q4: Yahara	28.83% 81	21.00% 59	21.35% 60	2.85% 8	25.98% 73	7.97% 281		3.24
	Q4: GLENWAY	Q4: MONONA	Q4: ODANA	Q4: YAHARA	TOTAL			
Other (please specify)	0	0	0	0	0	0		0

Q7 Have you used any of the four golf courses within the past five (5) years for any other purpose?

Answered: 3,520 Skipped: 6

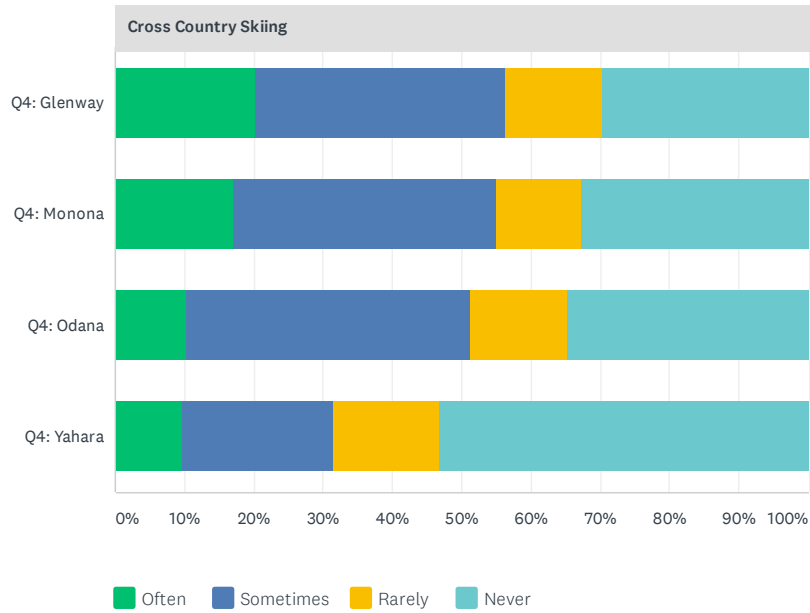
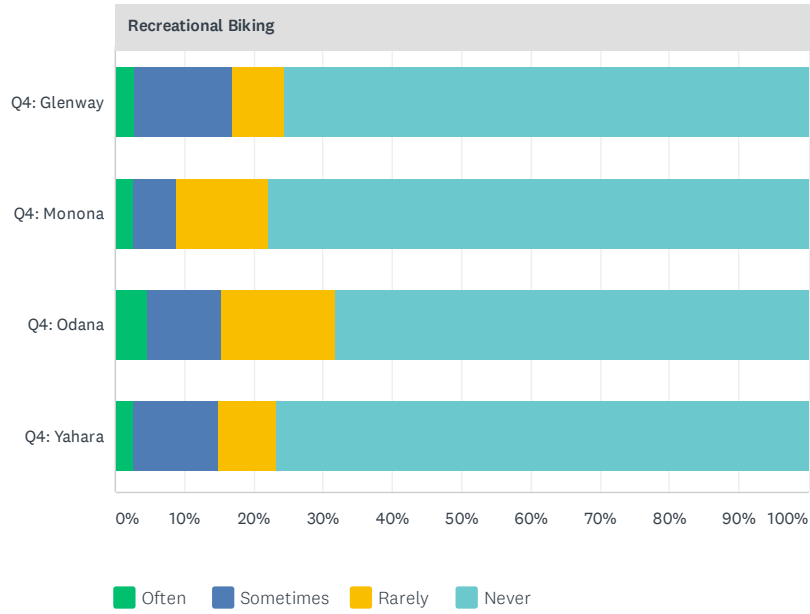


	YES	NO	TOTAL
Q4: Glenway	31.45% 178	68.55% 388	16.08% 566
Q4: Monona	27.31% 216	72.69% 575	22.47% 791
Q4: Odana	25.45% 296	74.55% 867	33.04% 1,163
Q4: Yahara	20.10% 201	79.90% 799	28.41% 1,000
Total Respondents	891	2,629	3,520

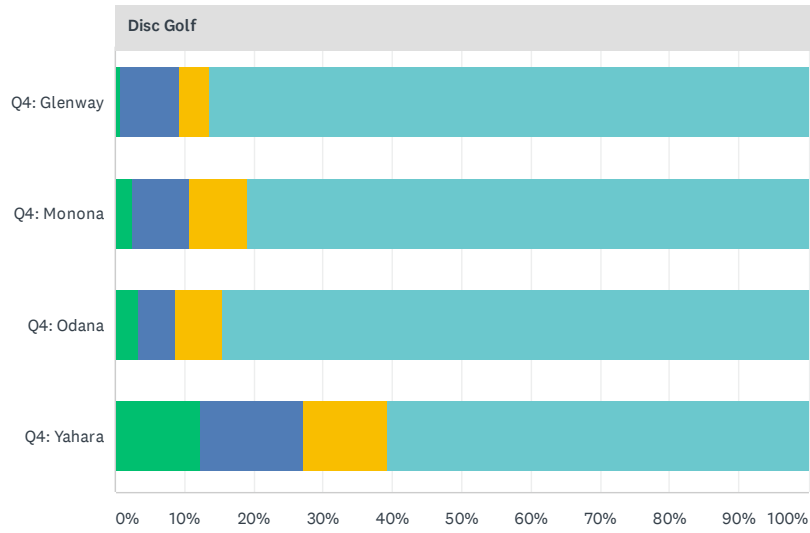
Municipal Golf in Madison Parks

Q8 How often in the past five (5) years have you used the courses for the following purposes:

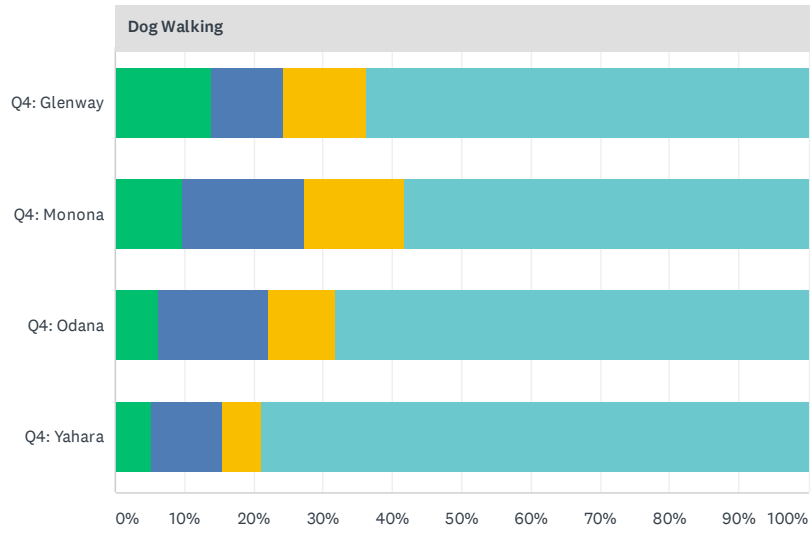
Answered: 877 Skipped: 2,649



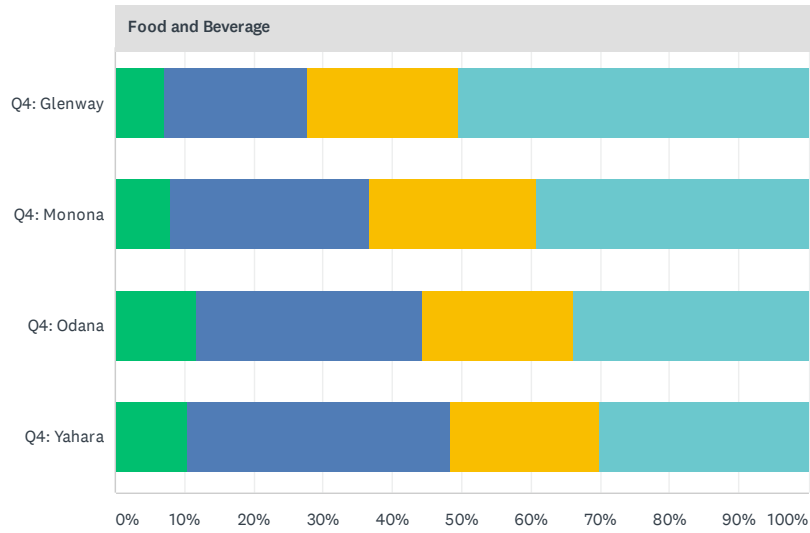
Municipal Golf in Madison Parks



Often Sometimes Rarely Never

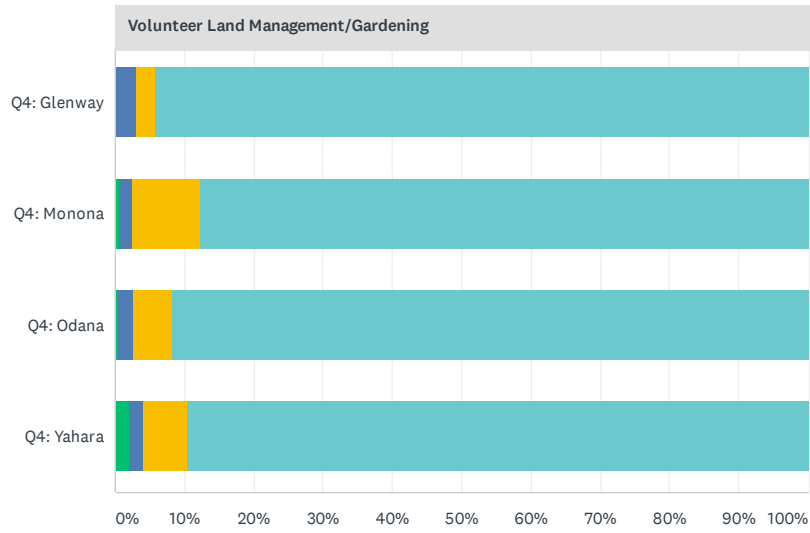


Often Sometimes Rarely Never

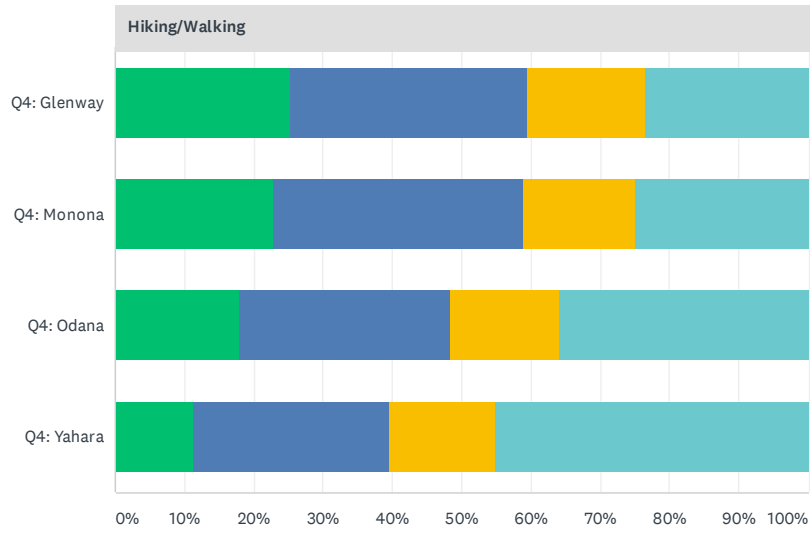


Often Sometimes Rarely Never

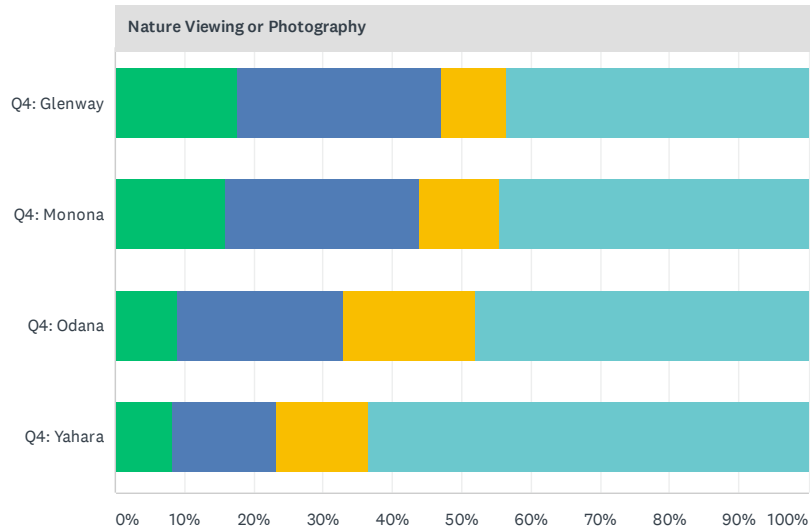
Municipal Golf in Madison Parks



Often Sometimes Rarely Never

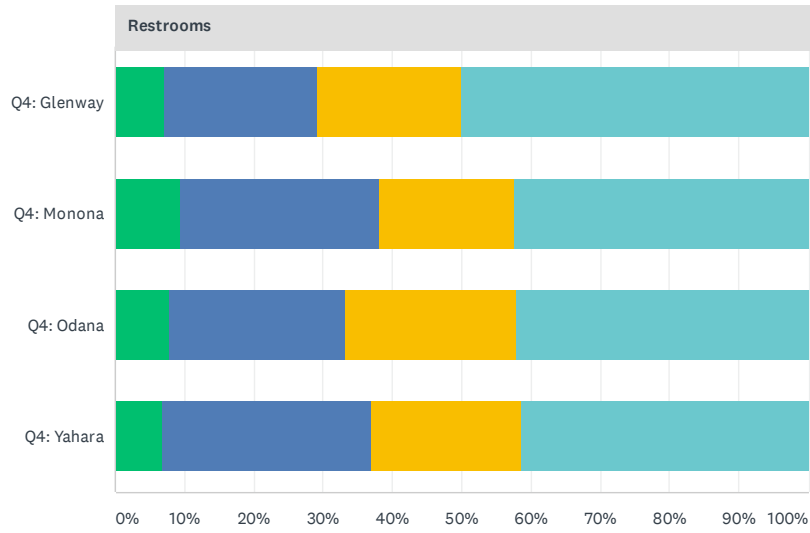


Often Sometimes Rarely Never

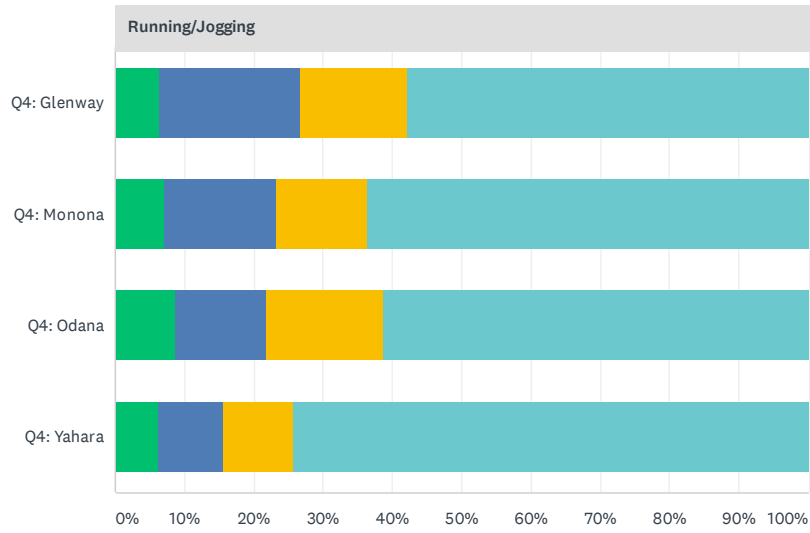


Often Sometimes Rarely Never

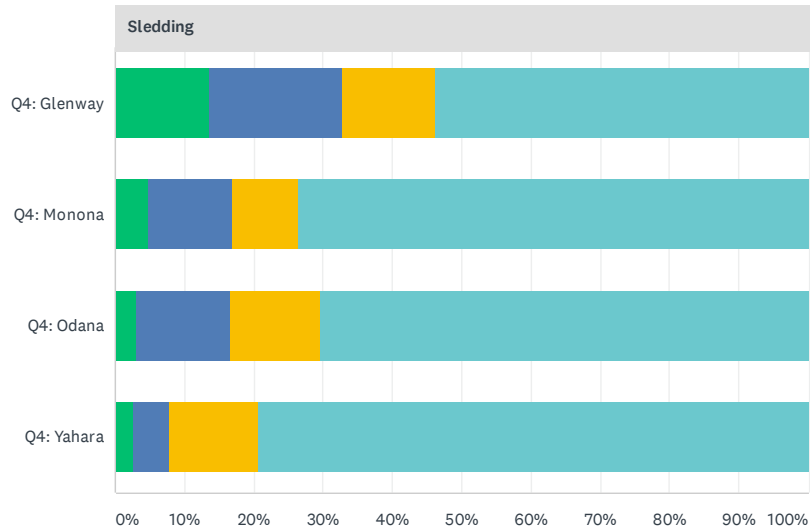
Municipal Golf in Madison Parks



Often Sometimes Rarely Never

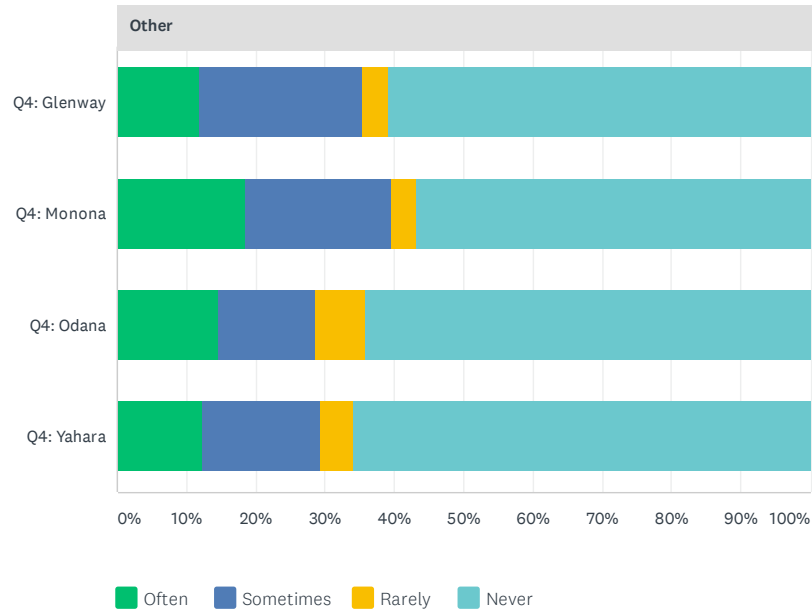


Often Sometimes Rarely Never



Often Sometimes Rarely Never

Municipal Golf in Madison Parks



Recreational Biking							
	OFTEN	SOMETIMES	RARELY	NEVER	TOTAL	WEIGHTED AVERAGE	
Q4: Glenway	2.80% 4	13.99% 20	7.69% 11	75.52% 108	16.31% 143	1.44	
Q4: Monona	2.52% 4	6.29% 10	13.21% 21	77.99% 124	18.13% 159	1.33	
Q4: Odana	4.55% 11	10.74% 26	16.53% 40	68.18% 165	27.59% 242	1.52	
Q4: Yahara	2.58% 4	12.26% 19	8.39% 13	76.77% 119	17.67% 155	1.41	
Cross Country Skiing							
	OFTEN	SOMETIMES	RARELY	NEVER	TOTAL	WEIGHTED AVERAGE	
Q4: Glenway	20.37% 33	35.80% 58	14.20% 23	29.63% 48	18.47% 162	2.47	
Q4: Monona	17.10% 33	37.82% 73	12.44% 24	32.64% 63	22.01% 193	2.39	
Q4: Odana	10.26% 28	41.03% 112	13.92% 38	34.80% 95	31.13% 273	2.27	
Q4: Yahara	9.71% 17	21.71% 38	15.43% 27	53.14% 93	19.95% 175	1.88	
Disc Golf							
	OFTEN	SOMETIMES	RARELY	NEVER	TOTAL	WEIGHTED AVERAGE	
Q4: Glenway	0.71% 1	8.57% 12	4.29% 6	86.43% 121	15.96% 140	1.24	
Q4: Monona	2.38% 4	8.33% 14	8.33% 14	80.95% 136	19.16% 168	1.32	
Q4: Odana	3.43% 8	5.15% 12	6.87% 16	84.55% 197	26.57% 233	1.27	
Q4: Yahara	12.26% 19	14.84% 23	12.26% 19	60.65% 94	17.67% 155	1.79	
Dog Walking							
	OFTEN	SOMETIMES	RARELY	NEVER	TOTAL	WEIGHTED AVERAGE	
Q4: Glenway	13.89% 20	10.42% 15	11.81% 17	63.89% 92	16.42% 144	1.74	
Q4: Monona	9.70% 16	17.58% 29	14.55% 24	58.18% 96	18.81% 165	1.79	
Q4: Odana	6.28% 15	15.90% 38	9.62% 23	68.20% 163	27.25% 239	1.60	
Q4: Yahara	5.13% 8	10.26% 16	5.77% 9	78.85% 123	17.79% 156	1.42	

Municipal Golf in Madison Parks

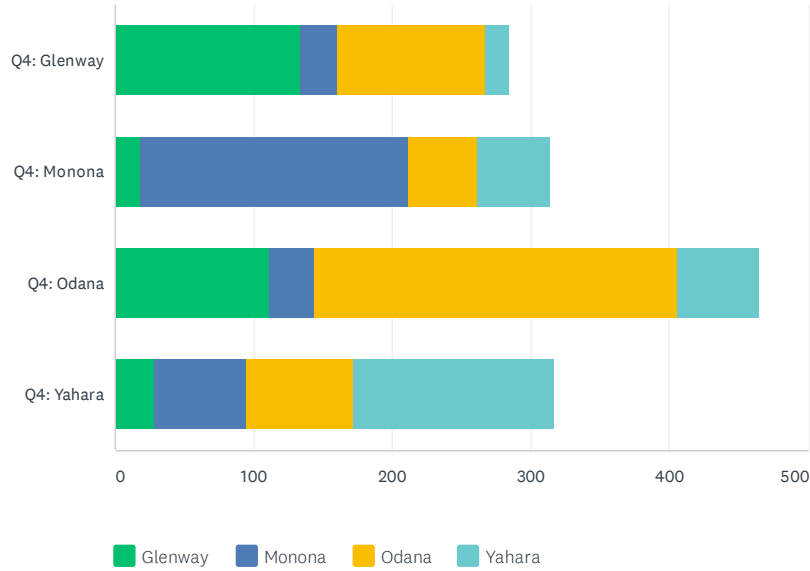
Food and Beverage						
	OFTEN	SOMETIMES	RARELY	NEVER	TOTAL	WEIGHTED AVERAGE
Q4: Glenway	7.09% 10	20.57% 29	21.99% 31	50.35% 71	16.08% 141	1.84
Q4: Monona	8.05% 14	28.74% 50	24.14% 42	39.08% 68	19.84% 174	2.06
Q4: Odana	11.69% 29	32.66% 81	21.77% 54	33.87% 84	28.28% 248	2.22
Q4: Yahara	10.43% 17	38.04% 62	21.47% 35	30.06% 49	18.59% 163	2.29
Volunteer Land Management/Gardening						
	OFTEN	SOMETIMES	RARELY	NEVER	TOTAL	WEIGHTED AVERAGE
Q4: Glenway	0.00% 0	2.92% 4	2.92% 4	94.16% 129	15.62% 137	1.09
Q4: Monona	0.61% 1	1.84% 3	9.82% 16	87.73% 143	18.59% 163	1.15
Q4: Odana	0.44% 1	2.18% 5	5.68% 13	91.70% 210	26.11% 229	1.11
Q4: Yahara	1.96% 3	1.96% 3	6.54% 10	89.54% 137	17.45% 153	1.16
Hiking/Walking						
	OFTEN	SOMETIMES	RARELY	NEVER	TOTAL	WEIGHTED AVERAGE
Q4: Glenway	25.32% 40	34.18% 54	17.09% 27	23.42% 37	18.02% 158	2.61
Q4: Monona	22.92% 44	35.94% 69	16.15% 31	25.00% 48	21.89% 192	2.57
Q4: Odana	17.80% 47	30.68% 81	15.53% 41	35.98% 95	30.10% 264	2.30
Q4: Yahara	11.30% 20	28.25% 50	15.25% 27	45.20% 80	20.18% 177	2.06
Nature Viewing or Photography						
	OFTEN	SOMETIMES	RARELY	NEVER	TOTAL	WEIGHTED AVERAGE
Q4: Glenway	17.69% 26	29.25% 43	9.52% 14	43.54% 64	16.76% 147	2.21
Q4: Monona	15.82% 28	28.25% 50	11.30% 20	44.63% 79	20.18% 177	2.15
Q4: Odana	8.94% 22	23.98% 59	19.11% 47	47.97% 118	28.05% 246	1.94
Q4: Yahara	8.18% 13	15.09% 24	13.21% 21	63.52% 101	18.13% 159	1.68
Restrooms						
	OFTEN	SOMETIMES	RARELY	NEVER	TOTAL	WEIGHTED AVERAGE
Q4: Glenway	6.94% 10	22.22% 32	20.83% 30	50.00% 72	16.42% 144	1.86
Q4: Monona	9.41% 16	28.82% 49	19.41% 33	42.35% 72	19.38% 170	2.05
Q4: Odana	7.79% 19	25.41% 62	24.59% 60	42.21% 103	27.82% 244	1.99
Q4: Yahara	6.79% 11	30.25% 49	21.60% 35	41.36% 67	18.47% 162	2.02
Running/Jogging						
	OFTEN	SOMETIMES	RARELY	NEVER	TOTAL	WEIGHTED AVERAGE
Q4: Glenway	6.34% 9	20.42% 29	15.49% 22	57.75% 82	16.19% 142	1.75
Q4: Monona	7.02% 12	16.37% 28	12.87% 22	63.74% 109	19.50% 171	1.67
Q4: Odana	8.68% 21	13.22% 32	16.94% 41	61.16% 148	27.59% 242	1.69
Q4: Yahara	6.29% 10	9.43% 15	10.06% 16	74.21% 118	18.13% 159	1.48

Municipal Golf in Madison Parks

Sledding						
	OFTEN	SOMETIMES	RARELY	NEVER	TOTAL	WEIGHTED AVERAGE
Q4: Glenway	13.61% 20	19.05% 28	13.61% 20	53.74% 79	16.76% 147	1.93
Q4: Monona	4.82% 8	12.05% 20	9.64% 16	73.49% 122	18.93% 166	1.48
Q4: Odana	2.92% 7	13.75% 33	12.92% 31	70.42% 169	27.37% 240	1.49
Q4: Yahara	2.58% 4	5.16% 8	12.90% 20	79.35% 123	17.67% 155	1.31
Other						
	OFTEN	SOMETIMES	RARELY	NEVER	TOTAL	WEIGHTED AVERAGE
Q4: Glenway	11.76% 6	23.53% 12	3.92% 2	60.78% 31	5.82% 51	1.86
Q4: Monona	18.52% 15	20.99% 17	3.70% 3	56.79% 46	9.24% 81	2.01
Q4: Odana	14.74% 14	13.68% 13	7.37% 7	64.21% 61	10.83% 95	1.79
Q4: Yahara	12.20% 10	17.07% 14	4.88% 4	65.85% 54	9.35% 82	1.76
	Q4: GLENWAY	Q4: MONONA	Q4: ODANA	Q4: YAHARA	TOTAL	
Other (please specify)	0	0	0	0	0	0

Q9 For these non-golf activities, which courses have you used within the past 5 years?
Check all that apply.

Answered: 877 Skipped: 2,649

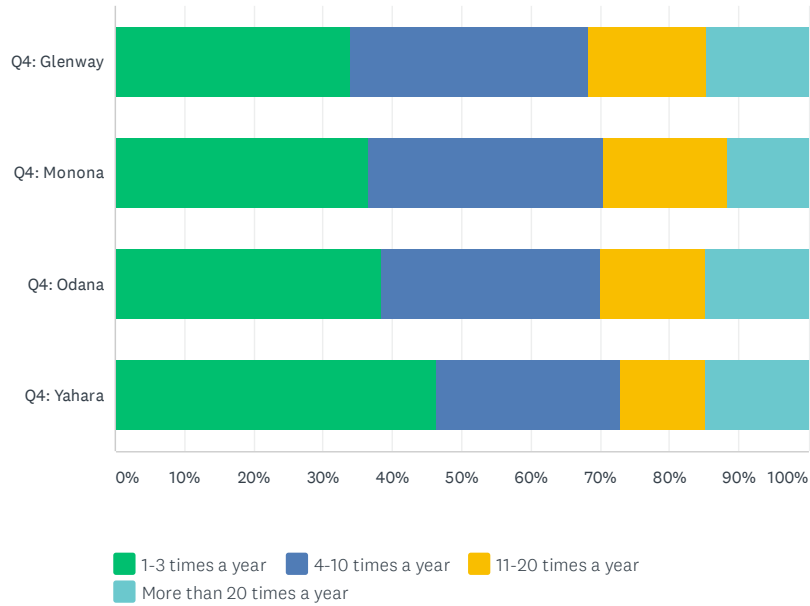


	GLENWAY	MONONA	ODANA	YAHARA	TOTAL
Q4: Glenway	75.71% 134	15.25% 27	59.89% 106	9.60% 17	32.38% 284
Q4: Monona	8.41% 18	90.65% 194	22.90% 49	24.77% 53	35.80% 314
Q4: Odana	38.28% 111	11.38% 33	90.34% 262	20.34% 59	53.02% 465
Q4: Yahara	14.29% 28	33.67% 66	39.80% 78	73.98% 145	36.15% 317
Total Respondents	291	320	495	274	877

Municipal Golf in Madison Parks

Q10 How often do you use the courses for these purposes?

Answered: 877 Skipped: 2,649

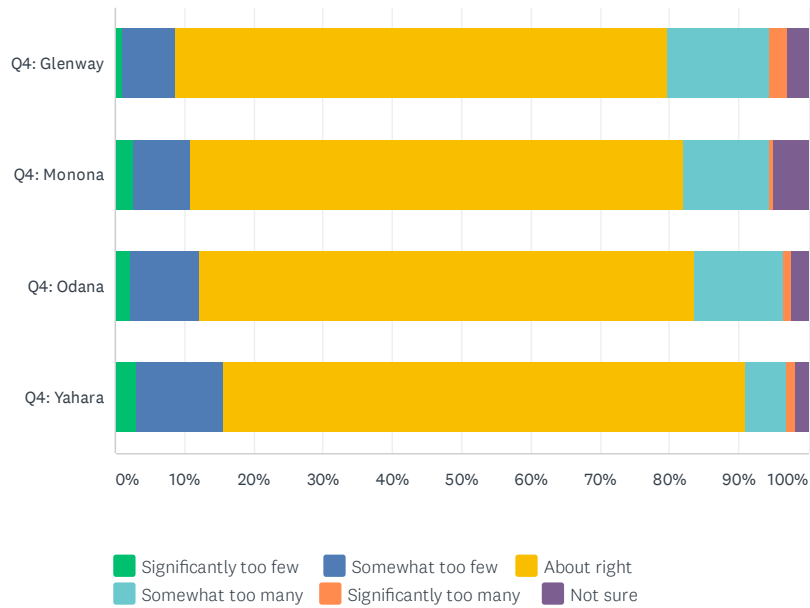


	1-3 TIMES A YEAR	4-10 TIMES A YEAR	11-20 TIMES A YEAR	MORE THAN 20 TIMES A YEAR	TOTAL
Q4: Glenway	33.90% 60	34.46% 61	16.95% 30	14.69% 26	20.18% 177
Q4: Monona	36.45% 78	34.11% 73	17.76% 38	11.68% 25	24.40% 214
Q4: Odana	38.28% 111	31.72% 92	15.17% 44	14.83% 43	33.07% 290
Q4: Yahara	46.43% 91	26.53% 52	12.24% 24	14.80% 29	22.35% 196
Total Respondents	340	278	136	123	877

Municipal Golf in Madison Parks

Q11 What is your opinion of the number of golf holes offered by the City of Madison golf courses?

Answered: 3,487 Skipped: 39



	SIGNIFICANTLY TOO FEW	SOMEWHAT TOO FEW	ABOUT RIGHT	SOMEWHAT TOO MANY	SIGNIFICANTLY TOO MANY	NOT SURE	TOTAL
Q4: Glenway	1.07% 6	7.50% 42	71.07% 398	14.64% 82	2.68% 15	3.04% 17	16.06% 560
Q4: Monona	2.55% 20	8.29% 65	71.17% 558	12.37% 97	0.64% 5	4.97% 39	22.48% 784
Q4: Odana	2.25% 26	9.89% 114	71.38% 823	12.84% 148	1.30% 15	2.34% 27	33.07% 1,153
Q4: Yahara	2.93% 29	12.83% 127	75.25% 745	5.86% 58	1.41% 14	1.72% 17	28.39% 990
Total Respondents	81	348	2,524	385	49	100	3,487

Municipal Golf in Madison Parks

Q12 If you wish to receive additional communications regarding the Task Force in Municipal Golf on Madison Parks, please provide your name and email address.

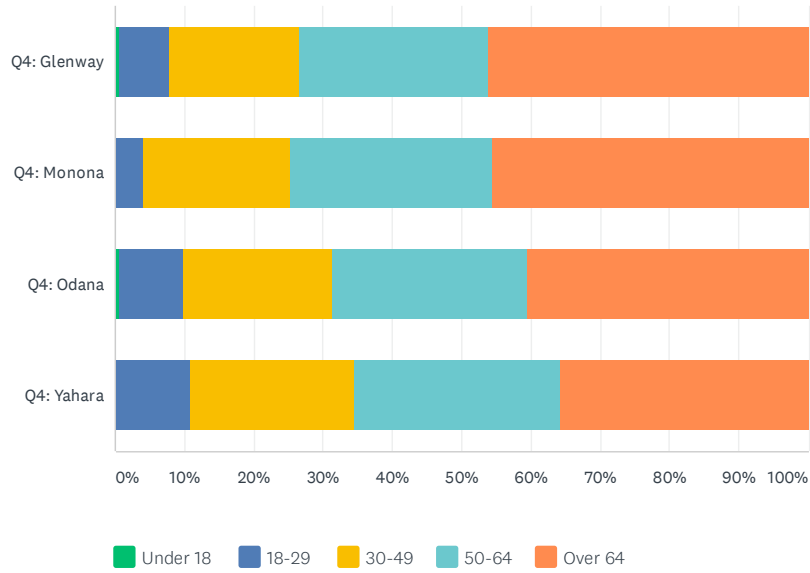
Answered: 1,554 Skipped: 1,972

	NAME	COMPANY	ADDRESS	ADDRESS 2	CITY/TOWN	STATE/PROVINCE	ZIP/POSTAL CODE	COUNTRY	EMAIL ADDRESS	PHONE NUMBER	TO
Q4: Glenway	99.26% 270	0.00% 0	0.00% 0	0.00% 0	0.00% 0	0.00% 0	0.00% 0	0.00% 0	98.53% 268	0.00% 0	34
Q4: Monona	99.19% 367	0.00% 0	0.00% 0	0.00% 0	0.00% 0	0.00% 0	0.00% 0	0.00% 0	99.73% 369	0.00% 0	47
Q4: Odana	99.80% 508	0.00% 0	0.00% 0	0.00% 0	0.00% 0	0.00% 0	0.00% 0	0.00% 0	99.61% 507	0.00% 0	65 1
Q4: Yahara	100.00% 403	0.00% 0	0.00% 0	0.00% 0	0.00% 0	0.00% 0	0.00% 0	0.00% 0	99.50% 401	0.00% 0	51
Total Respondents	1,548	0	0	0	0	0	0	0	1,545	0	1

Municipal Golf in Madison Parks

Q13 What is your age?

Answered: 3,385 Skipped: 141

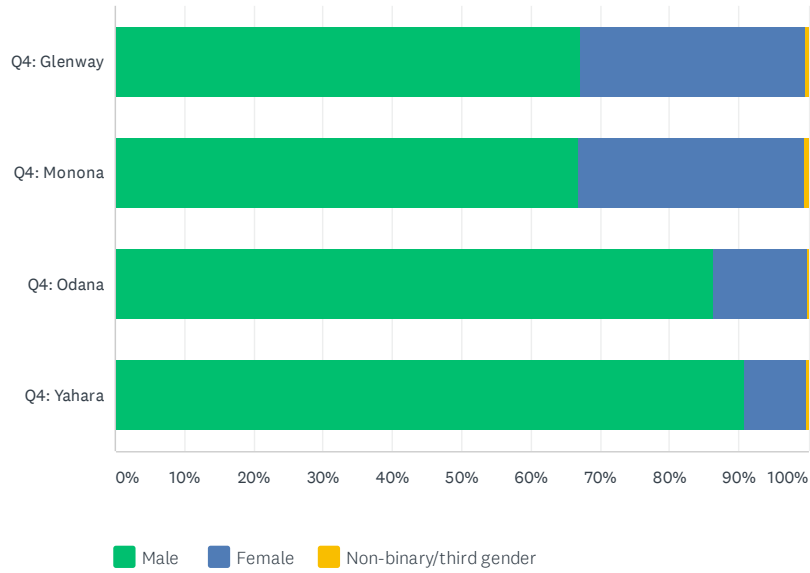


	UNDER 18	18-29	30-49	50-64	OVER 64	TOTAL
Q4: Glenway	0.55% 3	7.18% 39	18.78% 102	27.26% 148	46.22% 251	16.04% 543
Q4: Monona	0.00% 0	4.10% 31	21.30% 161	29.10% 220	45.50% 344	22.33% 756
Q4: Odana	0.53% 6	9.24% 104	21.51% 242	28.18% 317	40.53% 456	33.23% 1,125
Q4: Yahara	0.10% 1	10.72% 103	23.62% 227	29.76% 286	35.80% 344	28.39% 961
Total Respondents	10	277	732	971	1,395	3,385

Municipal Golf in Madison Parks

Q14 Which gender do you most closely identify?

Answered: 3,378 Skipped: 148

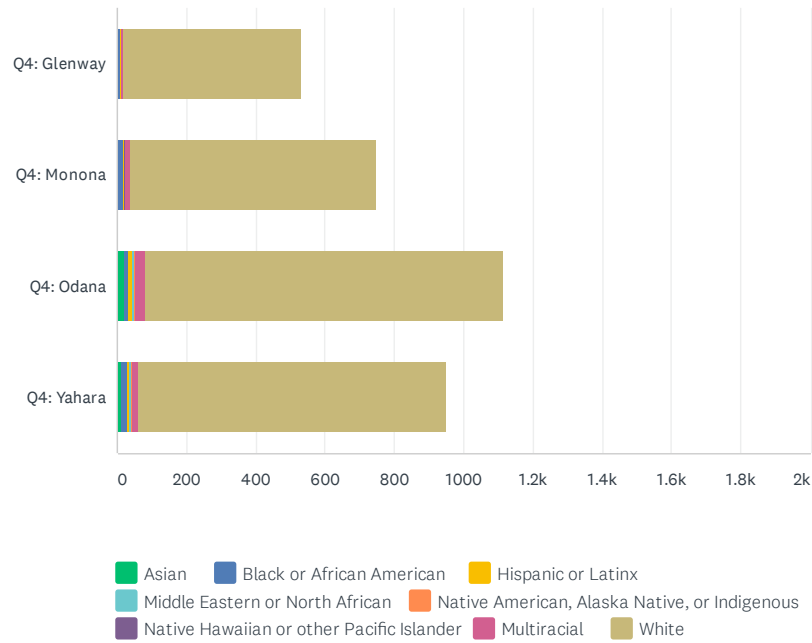


	MALE	FEMALE	NON-BINARY/THIRD GENDER	TOTAL
Q4: Glenway	67.16% 364	32.47% 176	0.37% 2	16.04% 542
Q4: Monona	66.84% 504	32.63% 246	0.53% 4	22.32% 754
Q4: Odana	86.33% 966	13.49% 151	0.18% 2	33.13% 1,119
Q4: Yahara	90.86% 875	9.03% 87	0.10% 1	28.51% 963
Total Respondents	2,709	660	9	3,378

Municipal Golf in Madison Parks

Q15 Which of the following racial and ethnic group(s) do you most closely identify?

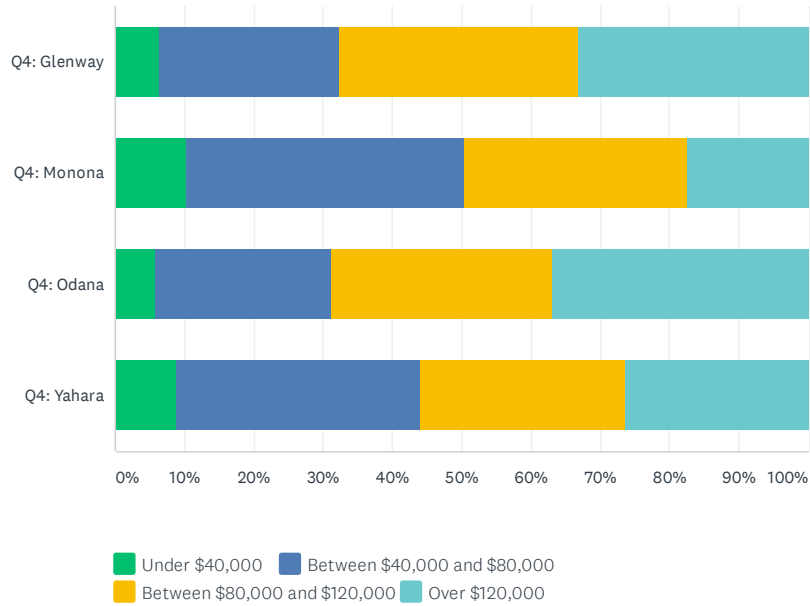
Answered: 3,309 Skipped: 217



	ASIAN	BLACK OR AFRICAN AMERICAN	HISPANIC OR LATINX	MIDDLE EASTERN OR NORTH AFRICAN	NATIVE AMERICAN, ALASKA NATIVE, OR INDIGENOUS	NATIVE HAWAIIAN OR OTHER PACIFIC ISLANDER	MULTIRACIAL	WHITE	TOTAL
Q4: Glenway	0.95% 5	0.76% 4	0.38% 2	0.00% 0	0.19% 1	0.00% 0	0.76% 4	97.53% 514	16.02% 530
Q4: Monona	0.54% 4	1.48% 11	0.94% 7	0.00% 0	0.00% 0	0.27% 2	1.89% 14	95.69% 710	22.61% 748
Q4: Odana	1.91% 21	1.18% 13	1.09% 12	0.09% 1	0.36% 4	0.18% 2	2.36% 26	94.27% 1,037	33.73% 1,116
Q4: Yahara	1.38% 13	1.70% 16	0.85% 8	0.21% 2	0.43% 4	0.21% 2	1.49% 14	95.11% 894	28.80% 953
Total Respondents	43	44	29	3	9	6	58	3,155	3,309

Q16 What is your gross annual household income?

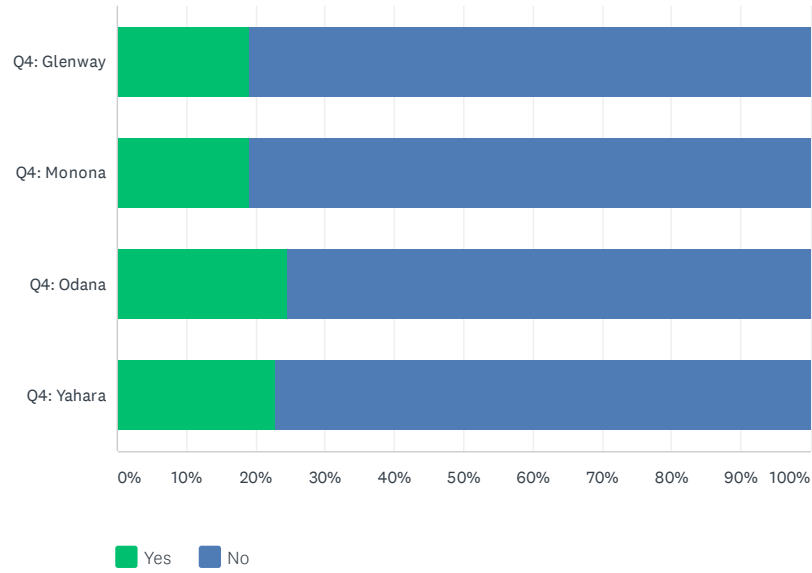
Answered: 3,095 Skipped: 431



	UNDER \$40,000	BETWEEN \$40,000 AND \$80,000	BETWEEN \$80,000 AND \$120,000	OVER \$120,000	TOTAL
Q4: Glenway	6.38% 31	25.93% 126	34.57% 168	33.13% 161	15.70% 486
Q4: Monona	10.17% 70	40.26% 277	32.12% 221	17.44% 120	22.23% 688
Q4: Odana	5.87% 60	25.24% 258	31.90% 326	36.99% 378	33.02% 1,022
Q4: Yahara	8.79% 79	35.15% 316	29.70% 267	26.36% 237	29.05% 899
Total Respondents	240	977	982	896	3,095

Q17 Children in the Household?

Answered: 3,339 Skipped: 187



	YES	NO	TOTAL
Q4: Glenway	19.10% 102	80.90% 432	15.99% 534
Q4: Monona	19.01% 142	80.99% 605	22.37% 747
Q4: Odana	24.51% 273	75.49% 841	33.36% 1,114
Q4: Yahara	22.99% 217	77.01% 727	28.27% 944
Total Respondents	734	2,605	3,339