



Quarterly Report to Transportation Commission

October 25, 2023 (Q3 Report)

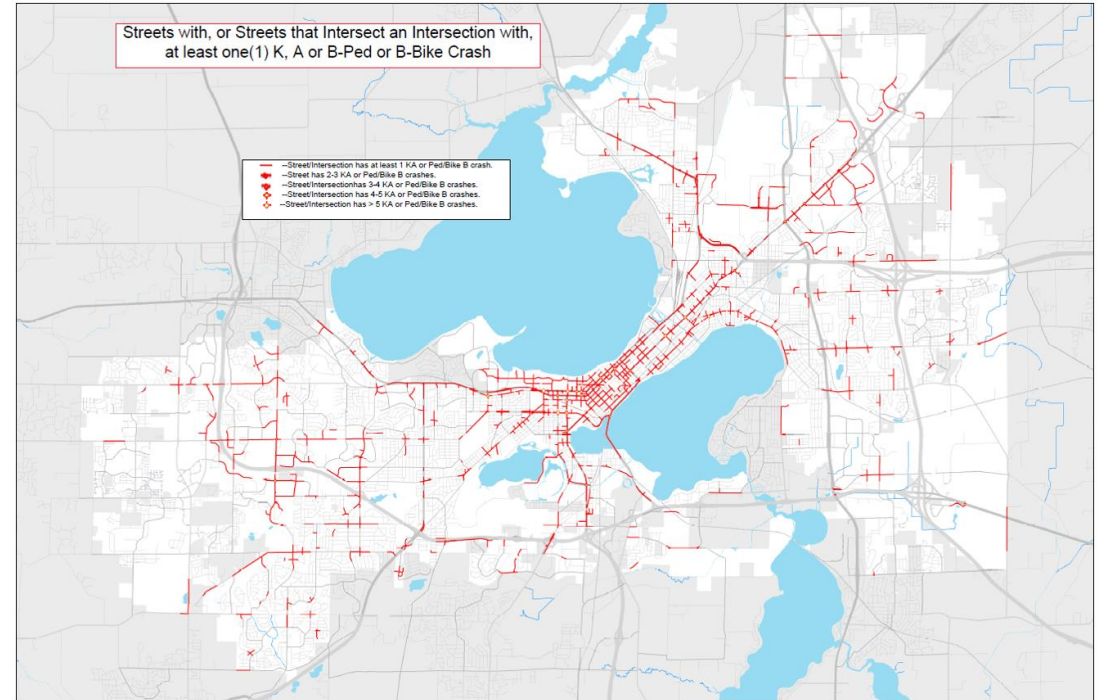
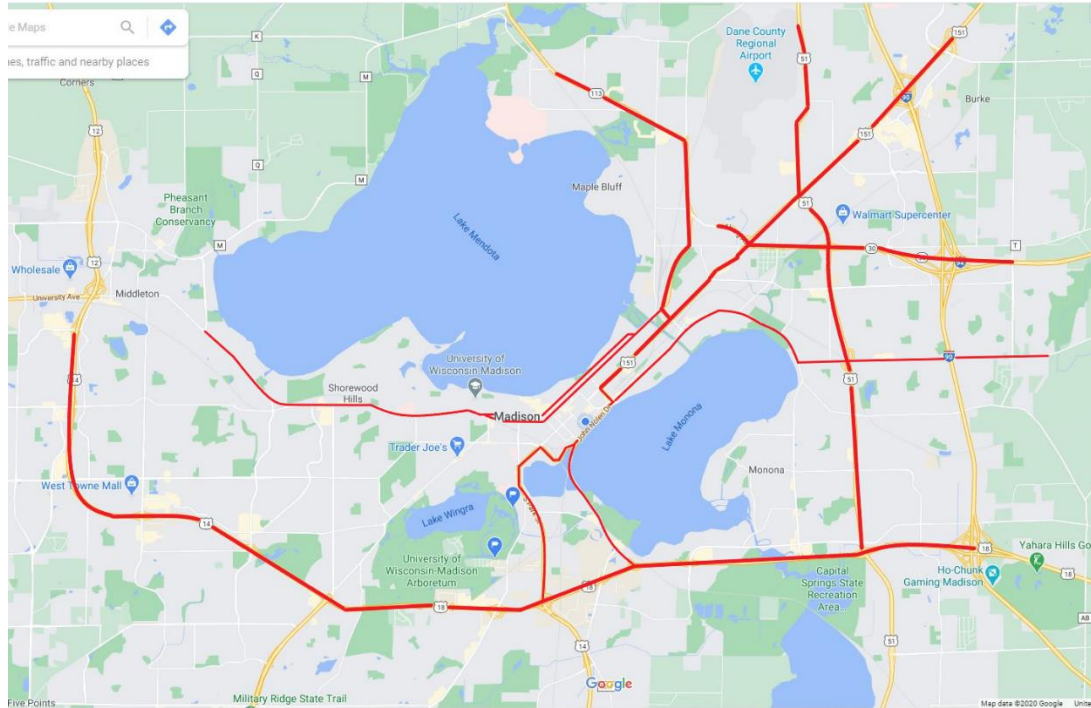


2023 Traffic Enforcement Goals

1. Focus on the High Injury Network (HIN): East Washington Avenue, the Beltline, and Mineral Point Road
2. Focus on Hazardous Moving Violations
3. De-emphasize Non-Hazardous Violations and Support Alternative Outcomes (i.e., Warnings)
4. Support School Zone Safety
5. Respond to Community Member Complaints

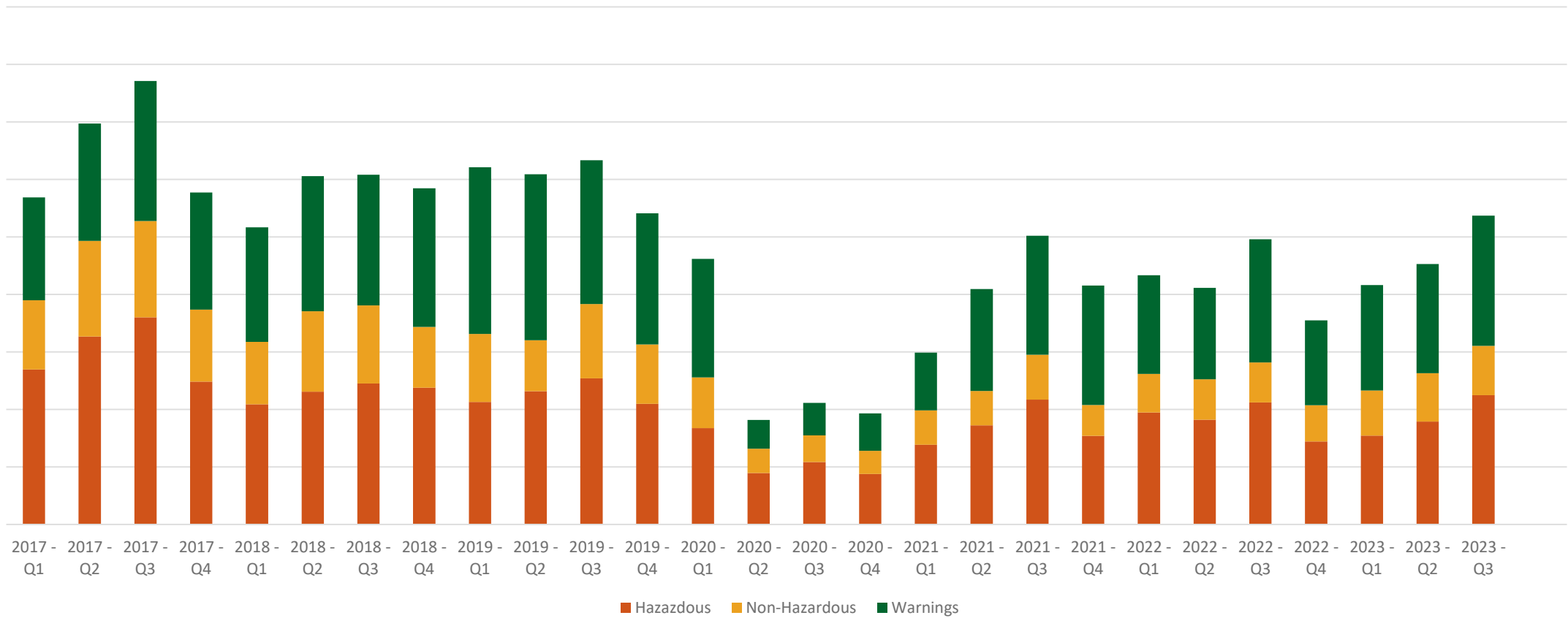


Traffic Grant Corridors / High Injury Network



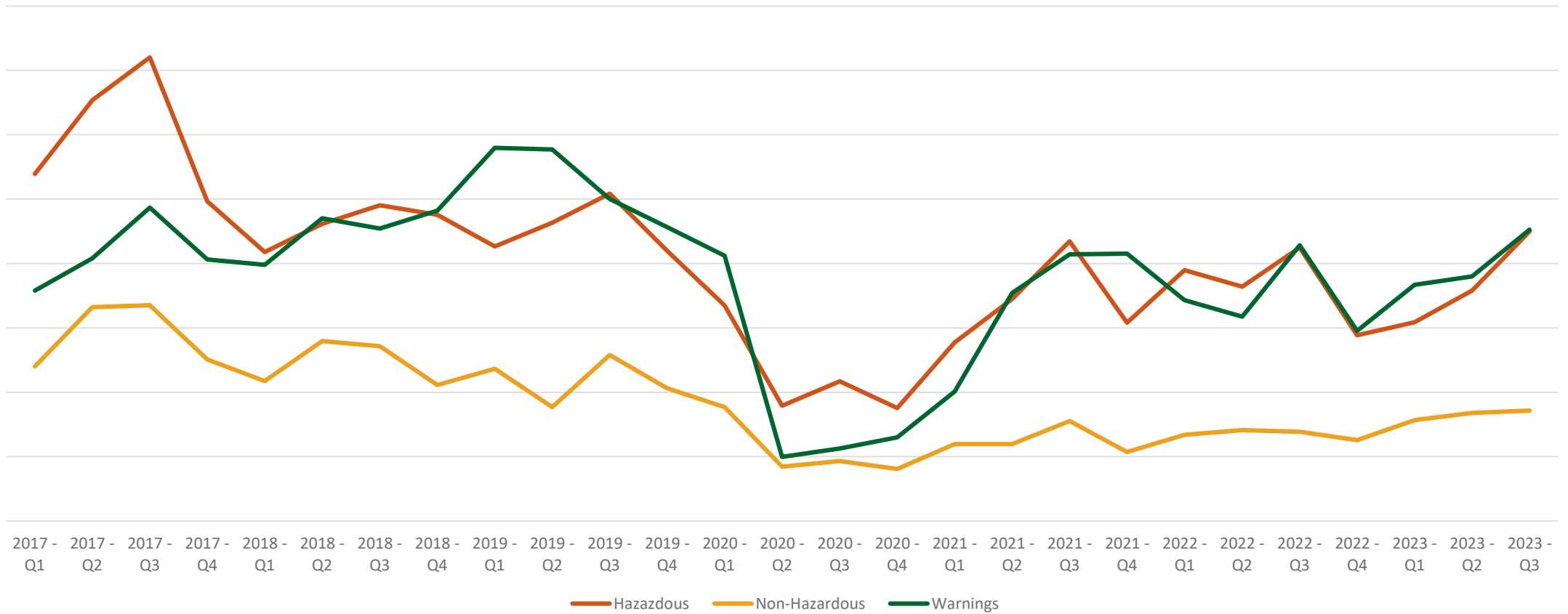


Citations and Warnings City-Wide 2017 – Present





Citations and Warnings City-Wide 2017 – Present





Hazardous Violations, by Quarter, City-Wide 2021 – Present

MPD DEPARTMENT WIDE VIOLATIONS															
HAZARDOUS VIOLATIONS	1st QUARTER			2nd QUARTER			3rd QUARTER			4th QUARTER			TOTALS		
	2021	2022	2023	2021	2022	2023	2021	2022	2023	2021	2022	2023	2021	2022	2023
OMVWI (A)	145	143	185	147	165	183	148	148	197	110	150	0	550	606	565
OMVWI (B)	42	58	124	39	63	135	50	65	107	54	61	0	185	247	366
RECKLESS	15	25	16	44	30	35	37	32	29	16	31	0	112	118	80
SPEEDING	630	1157	593	792	925	782	1212	1127	1245	775	524	0	3409	3733	2620
STOP & GO	91	122	108	190	149	96	174	148	124	118	138	0	573	557	328
ARTERIAL	24	33	38	30	34	27	18	20	24	17	29	0	89	116	89
PASS/TURNING MVMT	49	60	51	78	69	72	82	75	75	74	69	0	283	273	198
DEVIATING	46	43	56	57	55	58	74	74	74	47	63	0	224	235	188
WRONG WAY	24	23	37	30	38	57	35	71	57	28	34	0	117	166	151
ALL OTHERS	42	28	37	49	49	45	42	59	40	23	50	0	156	186	122
RIGHT OF WAY (M.V.)	68	80	79	67	72	74	68	85	61	81	72	0	284	309	214
RIGHT OF WAY (PED.)	8	8	9	14	8	21	16	21	21	17	16	0	55	53	51
FAILURE TO CONTROL	93	36	34	6	3	7	7	2	1	18	20	0	124	61	42
FOLLOW TOO CLOSE	50	83	94	96	80	109	101	98	114	71	110	0	318	371	317
INATTENTIVE	51	42	74	74	68	74	92	83	63	74	60	0	291	253	211
UNSAFE BACKING	6	8	7	7	11	8	7	11	13	15	9	0	35	39	28
DIRECTIONAL SIGNAL	0	0	0	0	0	0	2	0	2	0	0	0	2	0	2
BIKE/PED	2	0	2	4	1	6	8	4	2	3	7	0	17	12	10
TOTAL HAZARDOUS	1,386	1,949	1,544	1,724	1,820	1,789	2,173	2,123	2,249	1,541	1,443	0	6,824	7,335	5,582



Non-Hazardous Violations, by Quarter, City-Wide, 2021 – Present

NON-HAZARDOUS VIOLATIONS	1st QUARTER			2nd QUARTER			3rd QUARTER			4th QUARTER			TOTALS		
	2021	2022	2023	2021	2022	2023	2021	2022	2023	2021	2022	2023	2021	2022	2023
DL/VEH REG	339	466	587	391	465	552	534	484	612	353	440	0	1617	1855	1751
VEH EQUIP	172	52	68	86	98	131	96	80	106	55	44	0	409	274	305
ALL OTHERS	8	52	48	29	32	53	21	31	39	43	38	0	101	153	140
HIT AND RUN	78	99	81	91	111	104	126	99	100	85	107	0	380	416	285
TOTAL NON-HAZ	597	669	784	597	706	840	777	694	857	536	629	0	2,507	2,698	2,481

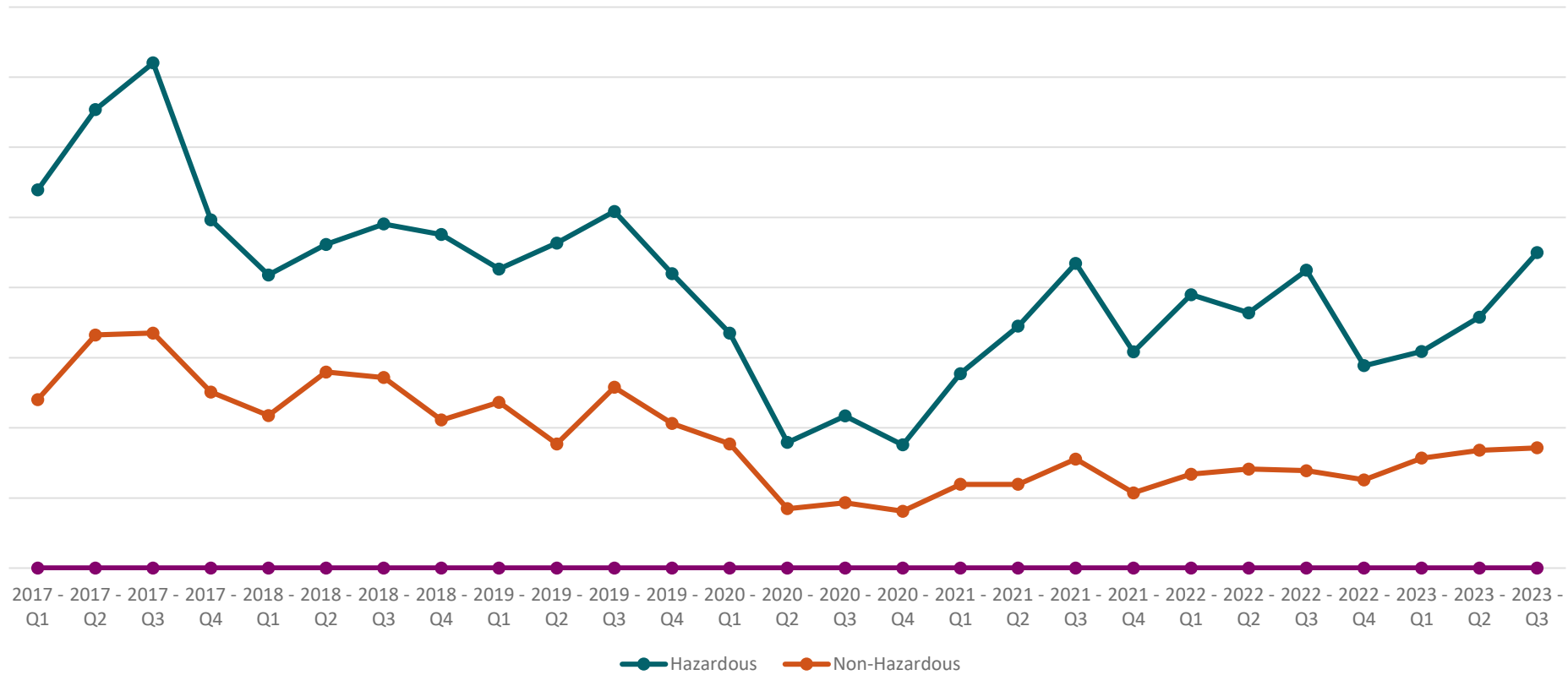


Warnings by the Quarter, City-Wide 2021 – Present

MPD DEPARTMENT WIDE WARNINGS															
HAZARDOUS WARNINGS	1st QUARTER			2nd QUARTER			3rd QUARTER			4th QUARTER			TOTALS		
	2021	2022	2023	2021	2022	2023	2021	2022	2023	2021	2022	2023	2021	2022	2023
OMVWI (A)	0	0	0	0	0	0	0	0	0	0	0	0	0	0	0
OMVWI (B)	0	0	0	0	0	0	0	0	0	0	0	0	0	0	0
RECKLESS	1	13	18	4	27	18	3	30	30	8	23	0	16	93	66
SPEEDING	384	669	437	1134	557	489	923	945	619	502	457	0	2943	2628	1545
STOP & GO	5	13	11	3	3	2	6	3	1	3	4	0	17	23	14
ARTERIAL	81	49	122	62	65	99	62	79	96	35	56	0	240	249	317
PASS/TURNING MVMT	5	10	29	12	23	31	27	12	41	15	22	0	59	67	101
DEVIATING	18	19	43	12	26	40	22	31	30	16	19	0	68	95	113
WRONG WAY	50	75	92	69	78	104	92	157	145	85	98	0	296	408	341
ALL OTHERS	5	8	12	8	12	12	12	4	11	9	15	0	34	39	35
RIGHT OF WAY (M.V.)	19	19	20	9	13	15	22	25	21	22	12	0	72	69	56
RIGHT OF WAY (PED.)	3	8	7	13	13	22	17	27	16	5	13	0	38	61	45
FAILURE TO CONTROL	31	6	3	0	0	0	1	0	2	3	1	0	35	7	5
FOLLOW TOO CLOSE	0	0	0	0	0	0	0	0	0	0	0	0	0	0	0
INATTENTIVE	8	5	8	10	7	14	8	6	11	7	9	0	33	27	33
UNSAFE BACKING	2	0	3	0	0	1	0	0	1	0	0	0	2	0	5
DIRECTIONAL SIGNAL	0	0	0	0	0	0	0	1	0	0	0	0	0	1	0
BIKE/PED	0	0	1	0	0	2	0	1	1	0	1	0	0	2	4
TOTAL HAZARDOUS	612	894	806	1,336	824	849	1,195	1,321	1,025	710	730	0	3,853	3,769	2,680
NON-HAZARDOUS WARNINGS	1st QUARTER			2nd QUARTER			3rd QUARTER			4th QUARTER			TOTALS		
	2021	2022	2023	2021	2022	2023	2021	2022	2023	2021	2022	2023	2021	2022	2023
DL/VEH REG	311	699	831	352	630	896	746	731	1077	552	576	0	1961	2636	2804
VEH EQUIP	82	116	189	76	128	147	128	88	157	94	167	0	380	499	493
ALL OTHERS	0	2	2	6	3	3	2	1	3	4	3	0	12	9	8
HIT AND RUN	0	5	7	2	2	4	0	0	0	3	1	0	5	8	11
TOTAL NON-HAZ	393	822	1,029	436	763	1,050	876	820	1,237	653	747	0	2,358	3,152	3,316
TOTAL WARNINGS	1st QUARTER			2nd QUARTER			3rd QUARTER			4th QUARTER			TOTALS		
	2021	2022	2023	2021	2022	2023	2021	2022	2023	2021	2022	2023	2021	2022	2023
	1,005	1,716	1,835	1,772	1,587	1,899	2,071	2,141	2,262	1,363	1,477	0	6,211	6,921	5,996



Hazardous vs Non-Hazardous Citations City-Wide (2017 – 2023)





Hazardous Citations, Non-Hazardous Citations and Warnings 2017-2023

	2017 - Q1	2017 - Q2	2017 - Q3	2017 - Q4	2018 - Q1	2018 - Q2	2018 - Q3	2018 - Q4	2019 - Q1	2019 - Q2	2019 - Q3	2019 - Q4	2020 - Q1	2020 - Q2	2020 - Q3	2020 - Q4	2021 - Q1	2021 - Q2	2021 - Q3	2021 - Q4	2022 - Q1	2022 - Q2	2022 - Q4	2023 - Q1	2023 - Q3
Hazardous Citations	2,696	3,269	3,602	2,483	2,090	2,308	2,453	2,378	2,132	2,317	2,543	2,098	1,674	896	1,085	878	1,386	1,724	2,173	1,541	1,949	1,820	1,443	1,544	2,249
Non-Haz Citations	1,201	1,662	1,675	1,255	1,087	1,398	1,358	1,056	1,182	885	1,289	1,031	885	423	466	405	597	597	777	536	669	706	629	784	857
Warnings	1,789	2,041	2,434	2,032	1,990	2,352	2,271	2,411	2,898	2,886	2,501	2,282	2,060	498	563	650	1,005	1,772	2,071	2,077	1,716	1,587	1,477	1,835	2,262
Total	5,686	6,972	7,711	5,770	5,167	6,058	6,082	5,845	6,212	6,088	6,333	5,411	4,619	1,817	2,114	1,933	2,988	4,093	5,021	4,154	4,334	4,113	3,549	4,163	5,368



Traffic Grants

- The Madison Police Department, in partnership with the Dane County Sheriff's Office, conduct extra patrols that, depending on the time of year, and focus on enforcing Wisconsin's alcohol, seatbelt, and speed laws.
- These additional enforcement efforts are made possible through traffic overtime grants provided by the Wisconsin Department of Transportation.
- The goal of these extra patrols is not only to enhance public safety, but to prevent needless tragedies.
- Traffic grant activity is not confined to just the High Injury Network. Because MPD collaborates with the DCSO on alcohol, seatbelt and speed grants, grant activity must be held on city streets that are also county highways (shared roadways).



Traffic Grants

- All alcohol grant activity must take place after 6:00 p.m. on Friday and Saturday
- 50% of seatbelt grant activity must take place after 6:00 p.m.
- In addition to the grants, the Madison Police Department participates in the Wisconsin Department of Transportation's "Drive Sober or Get Pulled Over" and "Click It or Ticket" campaigns.
- The City of Madison also manages our own Pedestrian/Bike grants that are funded by the State of Wisconsin DOT.



2023 – Q3 Grant Activity

- Q3 Deployments
 - 21 Impaired Driving Grants
 - 27 Speeding Grants
 - 7 Seatbelt Grants
 - 7 Pedestrian/Bike Safety Grants
- Q3 Enforcement Efforts
 - 300* Impaired Driving Grant Citations
 - 344* Speeding Grant Citations
 - 85* Seatbelt Grant Citations
 - 254* Pedestrian/Bike Grant Citations

*This number is the total number of citations issued. Citations issued in each grant can be for violations other than the violation for which the grant is intended.





Grant Activity by the Numbers

2023 Grant Funded Enforcements Quarterly Totals						
Alcohol (OWI) Enforcement Grant						
	*Citations Issued	Written Warnings Issued	Total	Grants		YTD Total
January to March	116	211	327	13		
April to June	146	182	328	17		
July to September	300	376	676	21		
October to December						1331
Speed Enforcement Grant						
	*Citations Issued	Written Warnings Issued	Total	Grants		YTD Total
January to March						
April to June	127	148	275	9		
July to September	344	521	865	27		
October to December						1140
Seat Belt Enforcement Grant						
	*Citations Issued	Written Warnings Issued	Total	Grants		YTD Total
January to March	80	92	172	8		
April to June	96	107	203	6		
July to September	85	115	200	7		
October to December			0			575
Pedestrian/Bicycle Safety Enforcement Grant						
	*Citations Issued	Written Warnings Issued	Total	Grants		YTD Total
January to March						
April to June	74	68	142	6		
July to September	254	351	605	7		
October to December						747
Total Grant Citations			3793			



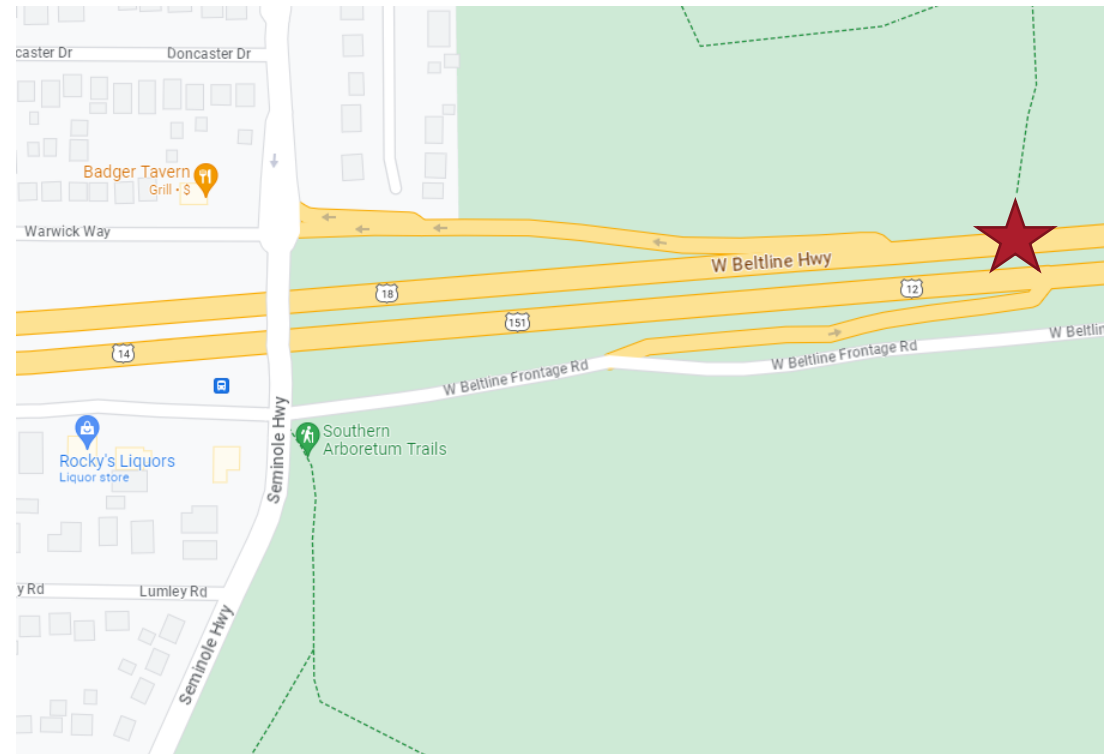
Fatality Crashes

- Since January 1, 2023, the City of Madison has had a total of 13 crashes that have resulted in 14 fatalities.
- In the 3rd quarter of 2023, there were 8 traffic-related fatalities.
- The following slides summarize those 3rd quarter crashes.



Fatal Crash Summary

- #23-307662
- Date: 07/18/2023
- Time: 6:35 a.m.
- Location: US Hwy 12&18/Seminole Hwy
- Type: Motorcycle vs. MV
- Summary: The driver of the motorcycle drove northbound on Seminole Hwy, turned right onto the westbound Seminole Hwy exit ramp and drove the wrong way down the ramp. The driver of the motorcycle then travelled eastbound in the westbound traffic lanes, colliding head-on with an SUV. The driver of the SUV sustained only very minor injuries from the airbag. The driver of the motorcycle was pronounced deceased on scene.
- Causative Factors: Speeding, Intentional Act





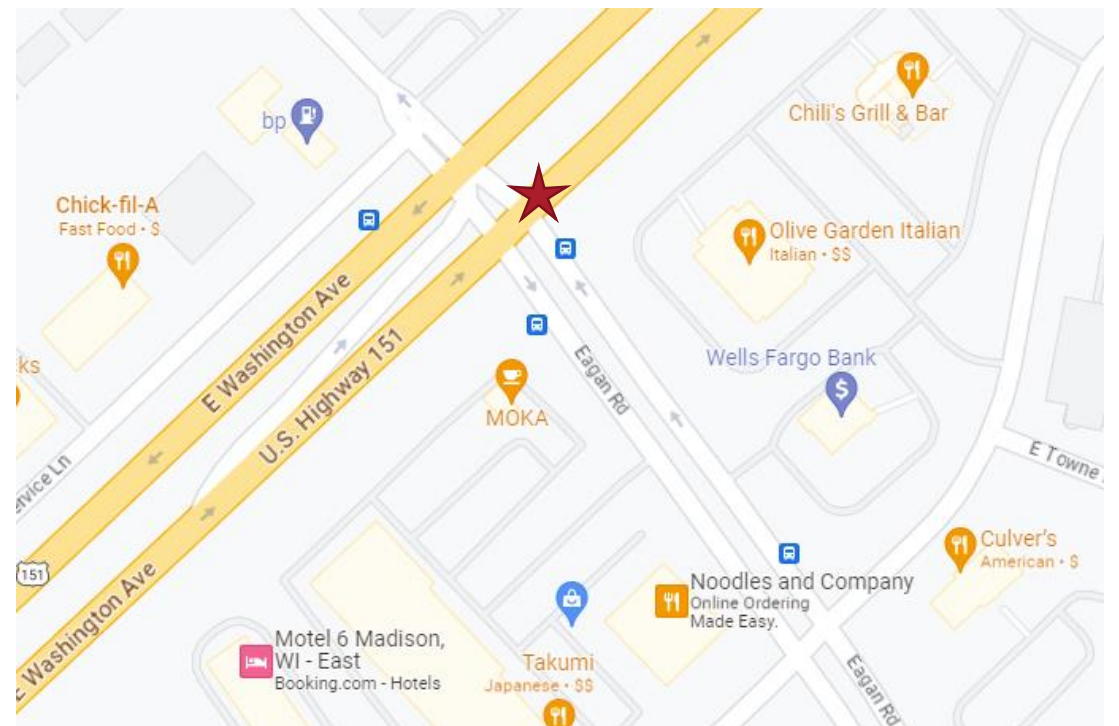
#23-307662

- Motorcyclist's Gender: Male
- Race: White
- Age: 71 years old
- Protective Gear: None
- Motorcyclist's Actions: Suicide, Driving into oncoming traffic on the WB Beltline after entering the Beltline via the Seminole Hwy EXIT lane
- Weather: Clear, Dry
- Alcohol/Drugs: Tests given (Blood, Results not yet received)



Fatal Crash Summary

- #23-314191
- Date: 07/21/2023
- Time: 9:06 p.m.
- Location: East Washington Avenue/Eagan Road
- Type: Motorcycle vs. Pedestrian
- Summary: The driver of the motorcycle was driving eastbound on East Washington Avenue at a high rate of speed. A pedestrian was walking northbound and crossing East Washington Avenue against the walk light. Just before the pedestrian got to the middle median, he was struck by the motorcycle. The motorcycle did have a green light. Both the motorcyclist and the pedestrian were pronounced deceased on scene.
- Causative Factors: Speeding (Motorcyclist), Failure to Yield (Pedestrian)





#23-314191

- Motorcyclist's Gender: Male
- Race: Hispanic
- Age: 21 years old
- Protective Gear: Helmet
- Motorcyclist's Actions: Speeding, Going Straight
- Weather: Clear, Dry
- Alcohol/Drugs: Tests given (Blood; Results not yet received)



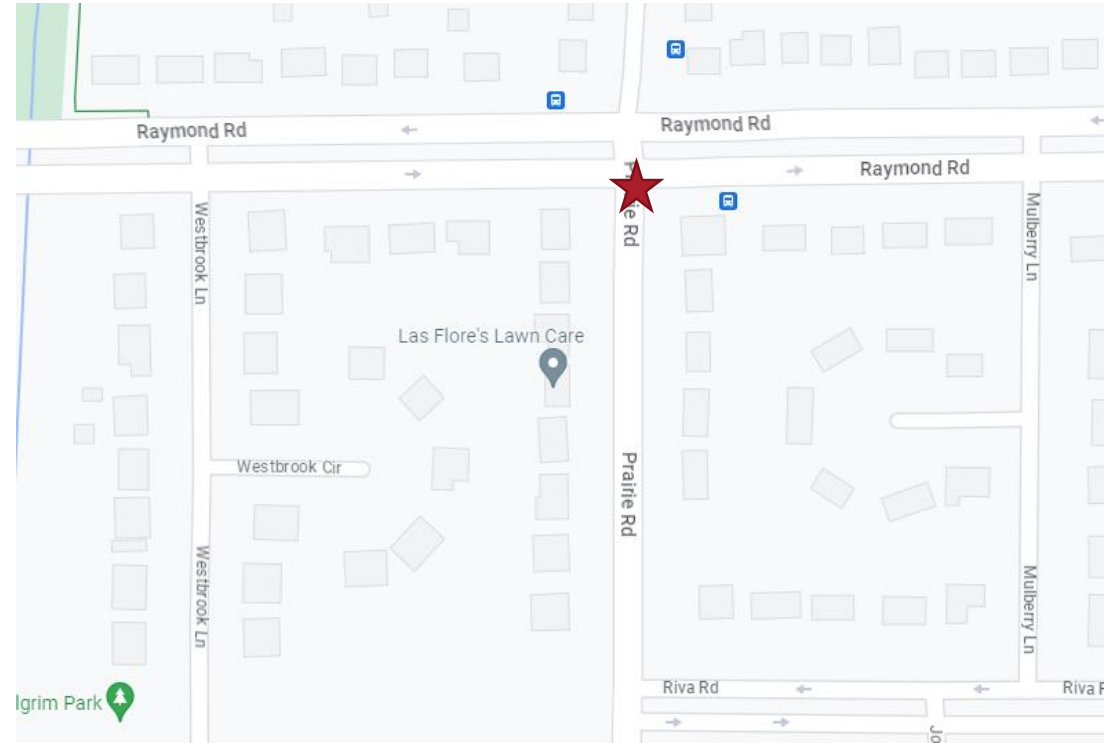
#23-314191

- Pedestrian's Gender: Male
- Race: White
- Age: 69 years old
- Protective Gear: N/A
- Pedestrian's Actions: Crossing the roadway
- Weather: Clear, Dry
- Alcohol/Drugs: Tests not given



Fatal Crash Summary

- #23-331934
- Date: 08/01/2023
- Time: 1:41 p.m.
- Location: Raymond Road/Prairie Road
- Type: MV vs. Pedestrian
- Summary: The driver of a DHL delivery truck was traveling northbound on Prairie Road. The driver stopped at the red signal at Prairie Road and Raymond Road. The pedestrian was walking westbound on Raymond, crossing Prairie Road in front of the truck. The driver took a right turn onto Raymond Road, hitting the pedestrian who was in the crosswalk in front of the truck. The victim was pronounced deceased several hours later at the hospital.
- Causative Factors: Inattentive Driving, Failure to Yield





#23-331934

- Suspect's Gender: Male
- Race: White
- Age: 23 years old
- Protective Gear: Shoulder & Lap Belt
- Suspect's Actions: Making a right turn, entering traffic from a stopped position (at stop sign)
- Weather: Clear, Dry
- Alcohol/Drugs: Tests given (Blood, Results not yet received)



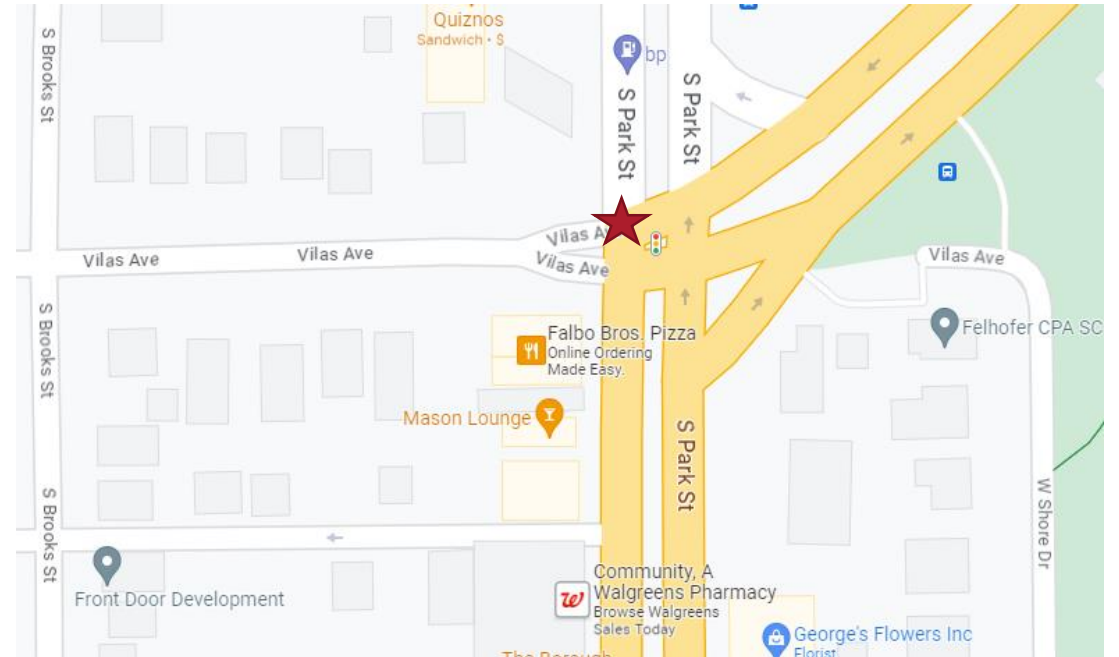
#23-331934

- Victim's Gender: Female
- Race: White
- Age: 79 years old
- Protective Gear: N/A
- Victim's Actions: Crossing the street in front of the Suspect's vehicle
- Weather: Clear, Dry
- Alcohol/Drugs: Tests not given



Fatal Crash Summary

- #23-345301
- Date: 08/09/2023
- Time: 9:07 p.m.
- Location: Park Street/Vilas Avenue/West Washington Avenue
- Type: MV vs. MV
- Summary: The suspect driver was traveling southbound on Park Street at a high rate of speed. The victim driver, who had been traveling northbound on Park Street, made a left turn onto Vilas Avenue. The suspect vehicle collided with the victim vehicle. The victim was pronounced deceased at the hospital.
- Causative Factors: Speeding, Impaired Driving (suspected)





#23-345301

- Suspect's Gender: Male
- Race: Asian
- Age: 26 years old
- Protective Gear: Shoulder & Lap Belt
- Suspect's Actions: Speeding, Going Straight
- Weather: Clear, Dry
- Alcohol/Drugs: Tests given (Blood; Results not yet received)



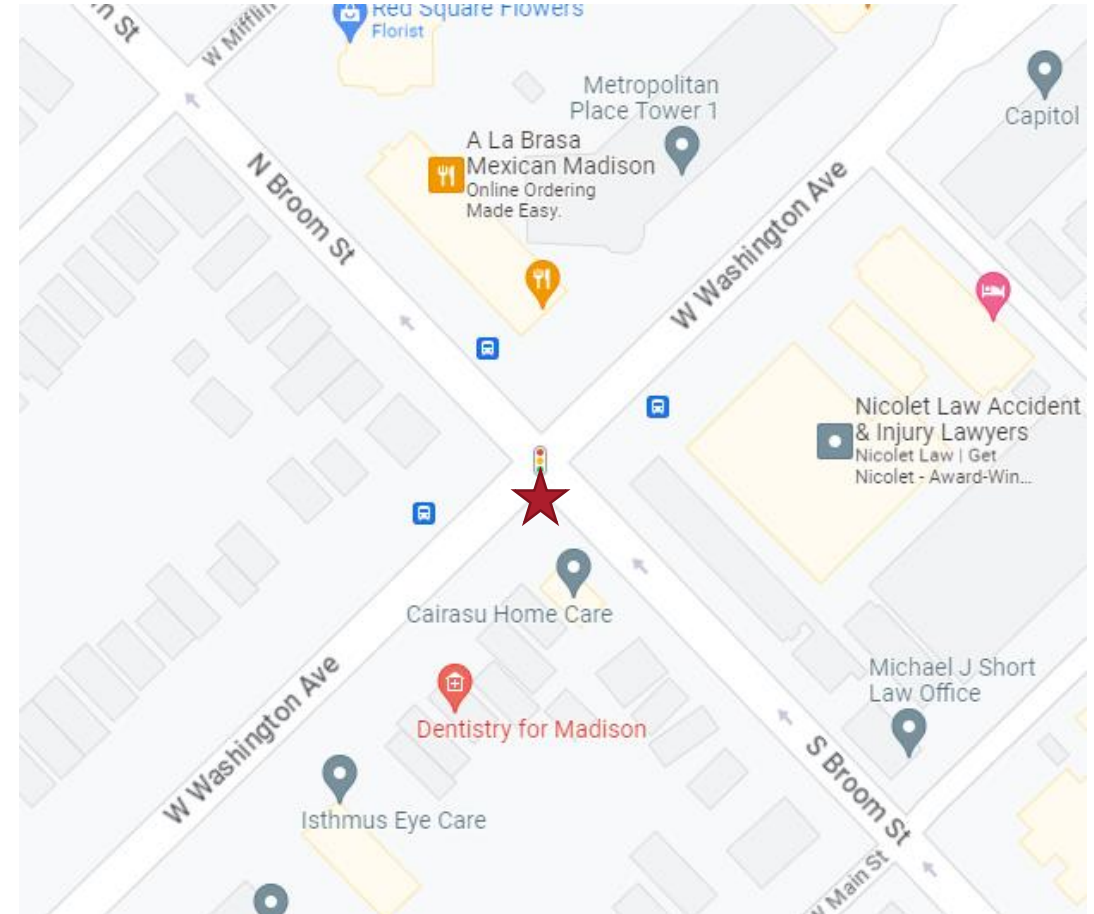
#23-345301

- Victim's Gender: Male
- Race: White
- Age: 84 years old
- Protective Gear: Shoulder & Lap Belt
- Victim's Actions: Making a Left Turn (from Park St. onto Vilas Ave.)
- Weather: Clear, Dry
- Alcohol/Drugs: Tests not given



Fatal Crash Summary

- #23-345495
- Date: 08/10/2023
- Time: 12:25 a.m.
- Location: W. Washington Avenue/S. Broom Street
- Type: MV vs. Light Pole
- Summary: The driver of the vehicle was traveling eastbound on West Washington Avenue. Per eyewitnesses, the vehicle was traveling at an extremely high rate of speed, swerved into the opposite lane, nearly striking an oncoming vehicle traveling in that lane. The driver then “over-corrected” and the vehicle crashed into a light pole, causing the vehicle to split. The driver was pronounced deceased on scene. The two passengers suffered non-life threatening injuries.
- Causative Factors: Speeding, Reckless Driving, Impaired Driving (suspected)





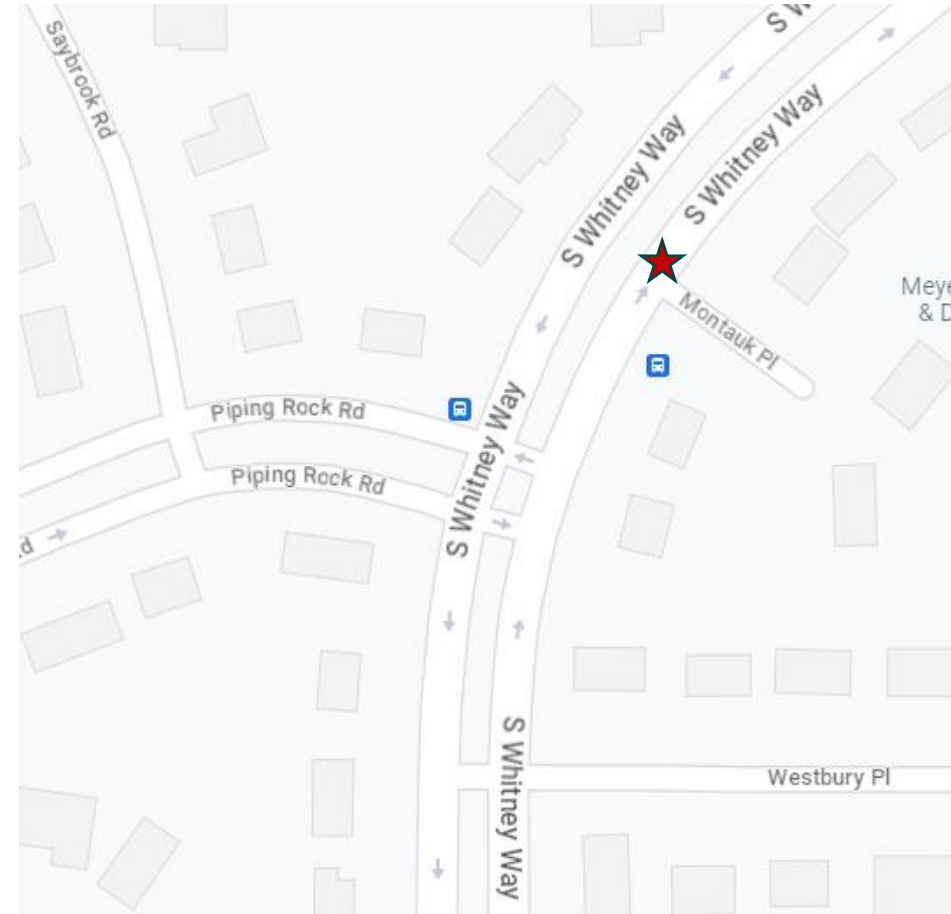
#23-345495

- Suspect Gender: Male
- Race: Black
- Age: 32 years old
- Protective Gear: Unknown
- Suspect's Actions: Speeding (est. 80 mph), Aggressive/Erratic Driving
- Weather: Clear, Dry
- Alcohol/Drugs: Tests not given



Fatal Crash Summary

- #23-404753
- Date: 09/16/2023
- Time: 7:32 p.m.
- Location: S. Whitney Way/Montauk Place
- Type: Motorcycle (single vehicle crash)
- Summary: The driver of the motorcycle, per eyewitnesses, was traveling northbound on Whitney Way at an extremely high rate of speed prior to the crash. One witness reported seeing the motorcycle flip. Another reported that he saw the motorcycle hit a curb and then saw the driver “fly off” of the motorcycle and land in the median. The victim was pronounced deceased at the hospital.
- Causative Factors: Speeding, Reckless Driving





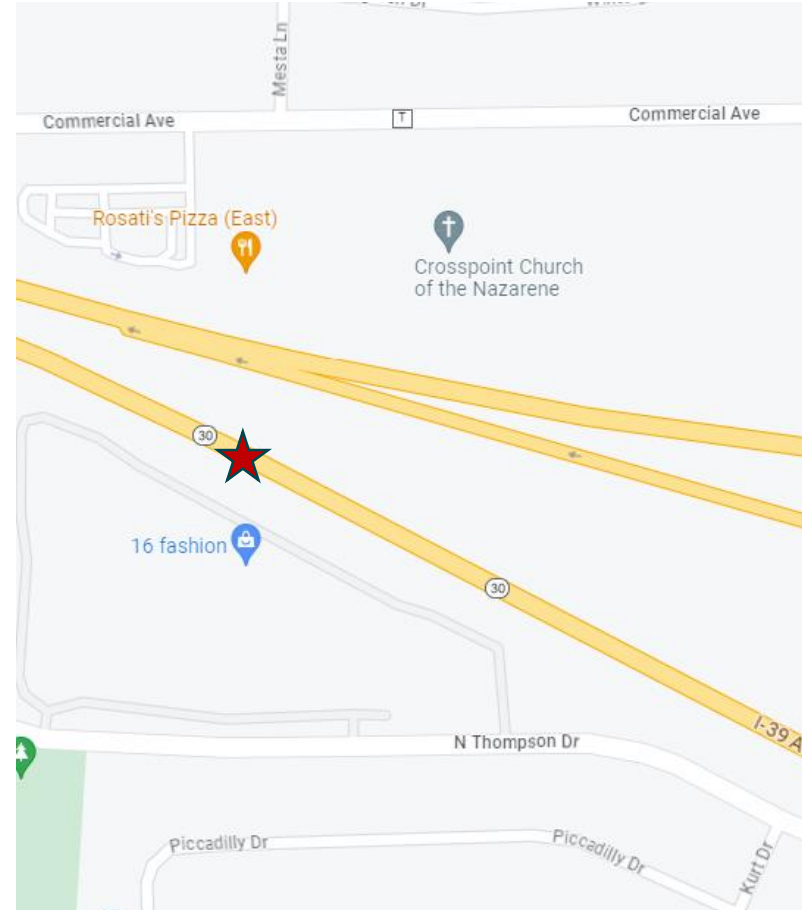
#23-404753

- Motorcyclist's Gender: Male
- Race: White
- Age: 30 years old
- Protective Gear: None
- Motorcyclist's Actions: Speeding, Negotiating a Curve
- Weather: Clear, Dry
- Alcohol/Drugs: Tests not given



Fatal Crash Summary

- #23-409425
- Date: 09/19/2023
- Time: 9:50 p.m.
- Location: Highway 30 (mile marker 2.2)
- Type: Motorcycle (single vehicle crash)
- Summary: The driver of the vehicle was traveling eastbound on Highway 30. Per eyewitnesses, the motorcycle, which was traveling in a group of 8-10 motorcycles, was traveling at a very high rate of speed. A witness traveling behind the group observed one of the motorcycles “wobbling” and saw “sparks”. As she got closer to the area from which she saw the sparks, she saw the motorcyclist lying in the middle of the road. Another witness observed the motorcycle “shaking severely back and forth” (which caused the driver to lose control) before it slammed onto the ground. The victim was pronounced deceased on scene.
- Causative Factors: Speeding, Reckless Driving





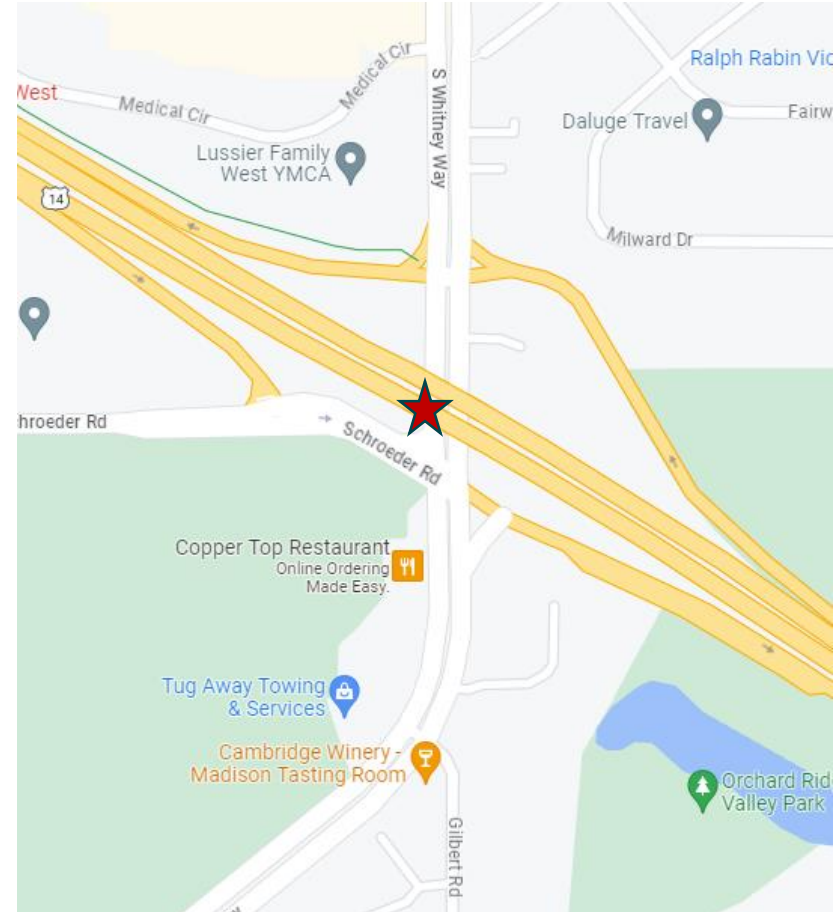
#23-409425

- Motorcyclist's Gender: Male
- Race: Hispanic
- Age: 22 years old
- Protective Gear: Helmet
- Motorcyclist's Actions: Speeding (est. 130mph – 150mph), Aggressive/Erratic Driving
- Weather: Clear, Dry
- Alcohol/Drugs: Tests not given



Fatal Crash Summary

- #23-424766
- Date: 09/29/2023
- Time: 11:11 p.m.
- Location: W. Beltline Hwy/S. Whitney Way
- Type: MV vs. Pedestrian
- Summary: The driver of the involved vehicle was traveling eastbound on the Beltline Hwy, near the Whitney Way exit when she struck a person walking in traffic. Pedestrian was pronounced deceased on scene.
- Causative Factors: Pedestrian was reported to be suicidal prior to the incident. All indications are that the person struck intentionally walked in front of the car that hit him with the intention of committing suicide.





#23-424766

- Driver's Gender: Female
- Race: White
- Age: 20 years old
- Protective Gear: Shoulder & Lap Belt
- Driver's Actions: Going Straight (driving eastbound on the Beltline)
- Weather: Clear, Dry
- Alcohol/Drugs: Tests given (Blood; Results yet to be received)



#23-424766

- Pedestrian's Gender: Male
- Race: Black
- Age: 58 years old
- Protective Gear: N/A
- Pedestrian's Actions: Walked into Traffic in front of a vehicle
- Weather: Clear, Dry
- Alcohol/Drugs: Tests not given



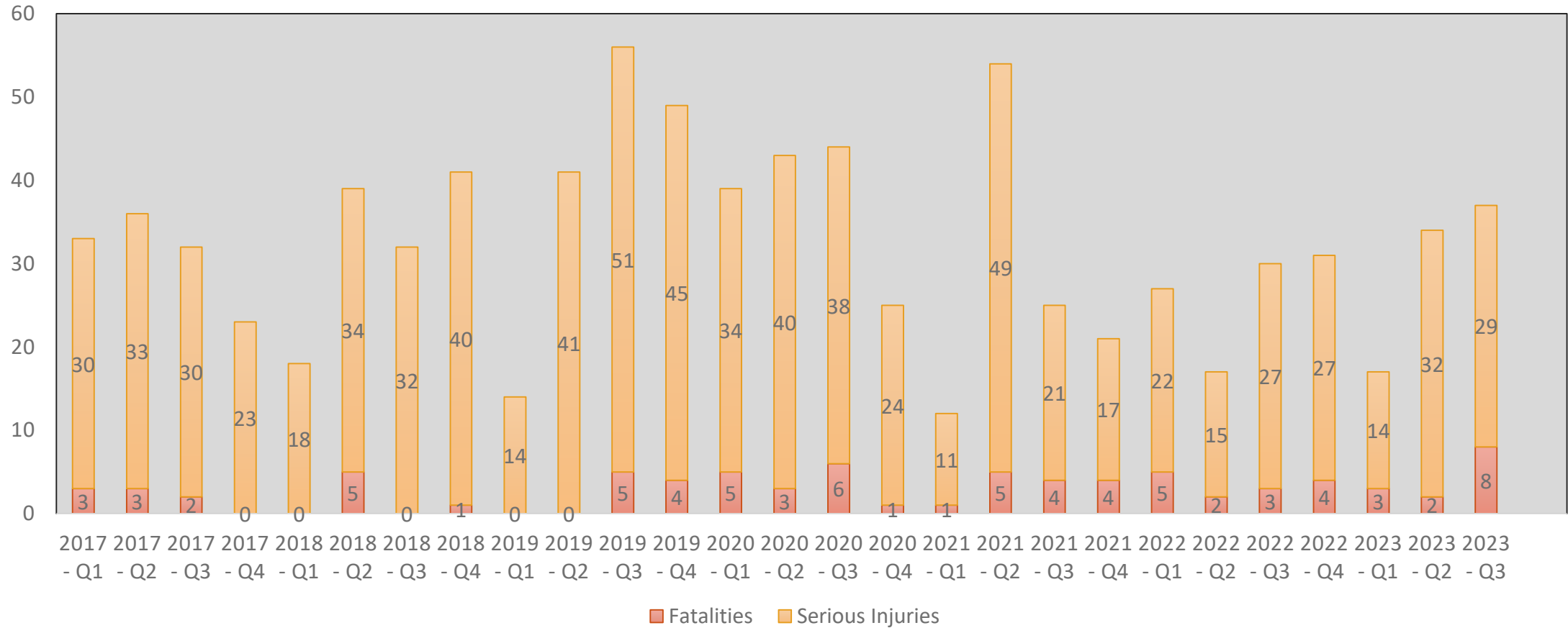
Fatal Crashes 2007 – September 30, 2023

Fatalities



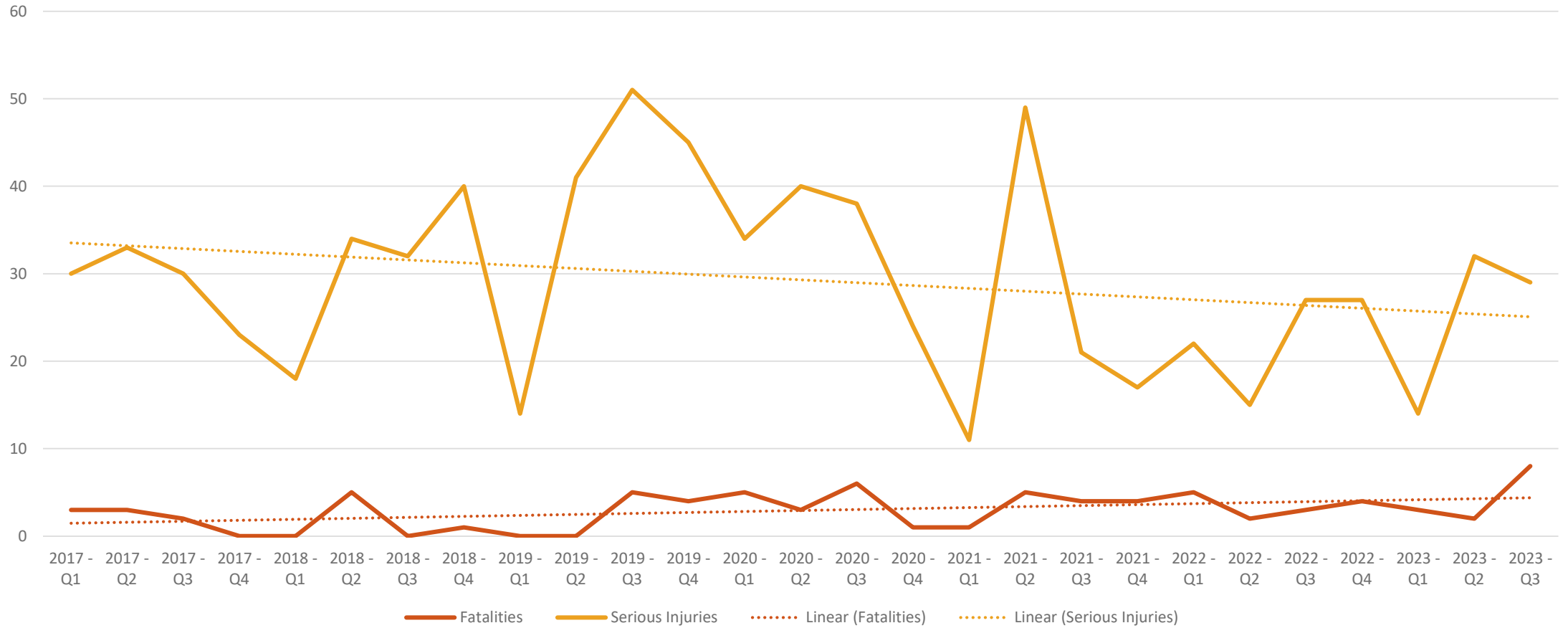


Serious Injury and Fatal Crashes





Serious Injury and Fatal Crashes



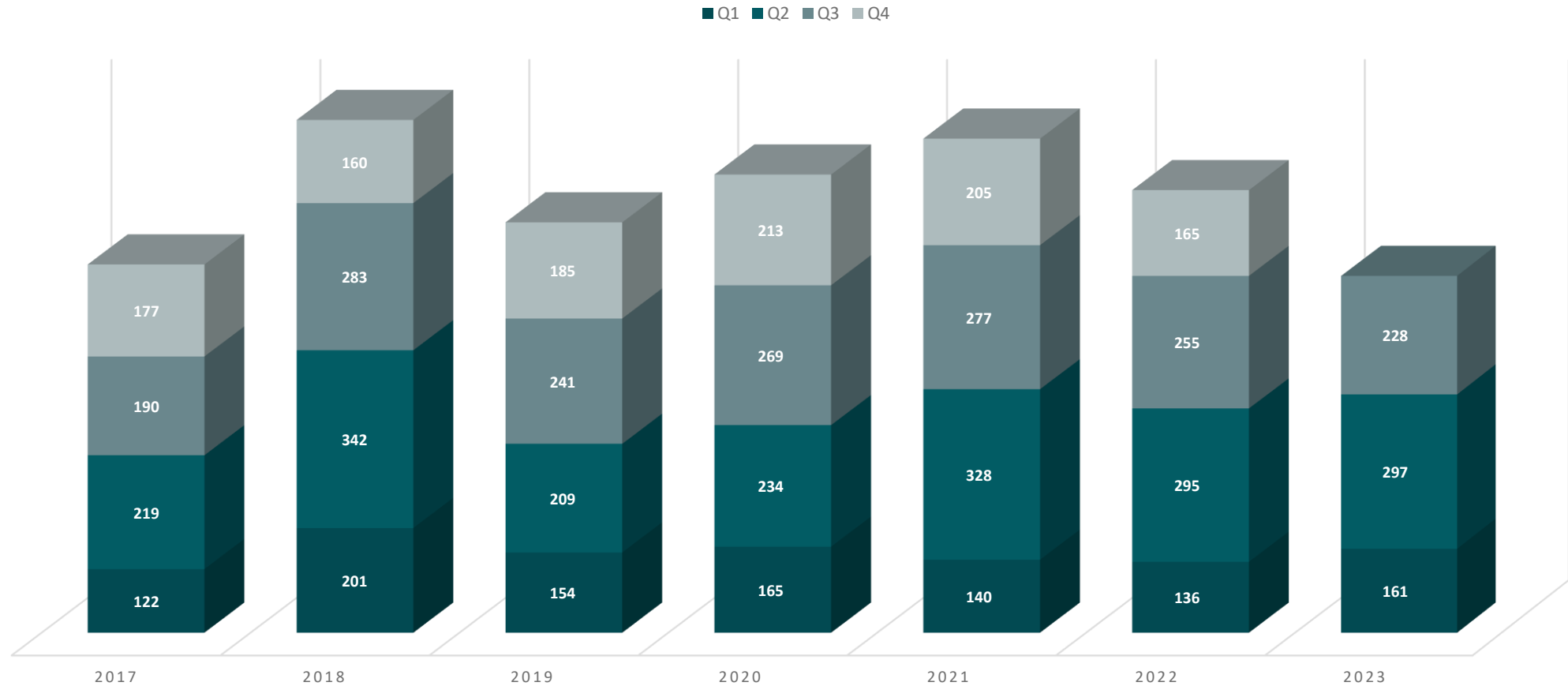


School Zone Safety

- The City of Madison Police Department's Traffic Enforcement and Safety Team (TEST) will continue to make school safety a priority in 2023.
- Every Tuesday, Wednesday, and Thursday, TEST officers begin their day at specific schools listed on the school rotation calendar.
- On Mondays and Fridays TEST officers focus on issues in their respective districts. However, TEST officers also respond to schools and school zone complaints in their respective districts as a part of their morning routine.
- In addition to providing a high-visibility presence to deter unsafe driving and enforcing school zone violations they observe, TEST officers work with the schools, bus drivers, and crossing guards to address specific, chronic issues.
- TEST members work closely with Traffic Engineering if and when signage is needed to improve school zone safety.



Traffic Complaints 2017-2022 City-Wide





Traffic Complaints by the Numbers 2021-2023 City-Wide

Citizen Traffic Complaint Totals

TRAFFIC COMPLAINTS	1st Quarter			2nd Quarter			3rd Quarter			4th Quarter			TOTALS		
	2021	2022	2023	2021	2022	2023	2021	2022	2023	2021	2022	2023	2021	2022	2023
CITYWIDE	138	136	161	328	295	297	277	255	228	205	165	0	948	851	686
LETTERS	** 47	59	71	** 94	117	122	**89	92	79	74	80	0	74	348	272
RECORDED*	60	50	61	155	124	126	132	116	90	79	53	0	426	343	277
COMPLAINTS BY DISTRICT	1st Quarter			2nd Quarter			3rd Quarter			4th Quarter			TOTALS		
	2021	2022	2023	2021	2022	2023	2021	2022	2023	2021	2022	2023	2021	2022	2023
CENTRAL	23	14	21	37	34	31	29	23	19	25	19	0	114	90	71
EAST	38	21	35	81	57	50	77	60	25	47	23	0	243	161	110
MIDTOWN	26	47	62	80	74	95	73	77	78	69	65	0	248	263	235
NORTH	27	26	18	66	55	34	53	25	32	28	20	0	174	126	84
SOUTH	7	6	21	18	28	25	16	29	11	9	9	0	50	72	57
WEST	17	20	23	41	44	55	27	36	49	25	24	0	110	124	127

* Calls under "Recorded" are kept in a database for each district to view complaint areas. These calls are general traffic complaints for certain streets. General complaints are also forwarded to each district as they come in.

Citizen Traffic complaints are received via Speeder's Hotline (608) 266-4822 and/or via the Report a Problem Traffic Enforcement web form at <https://www.cityofmadison.com/reportaproblem/traffickenforcement.cfm>