

# City of Madison Child Care Unit 2018 Draft Budget Proposal



May 11, 2017

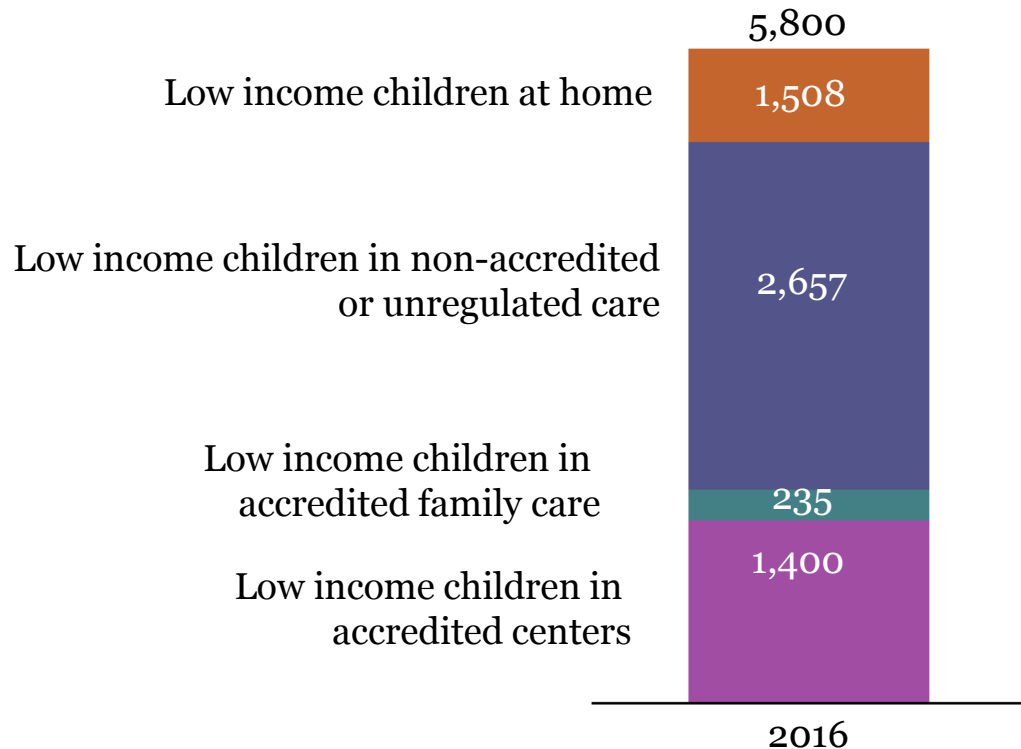
# City's Goal for Accredited Care



- Increase the number of low income children in City of Madison accredited child care by 20% by the end of 2022

# Currently Only 1,635 Low Income Children in Madison are in accredited care

Number of low income children in Madison (0-5)



- Need for care is 4,200 slots
- Currently accredited centers have only 2% open capacity
- Current waitlist for accredited care is over 1,500 kids (with some duplication)

# There are a variety of barriers to accessing high quality care

## Ability to Pay

The cost of care for 2 children is 24% of state median income for a two-parent family and over 100% for a two parent family at the poverty line



## Limited Public Funding

Wisconsin Shares, the main funding source for child care for low income families, provides funding that is well-below the actual cost of care in Madison

## Capacity

2% open capacity at accredited centers currently

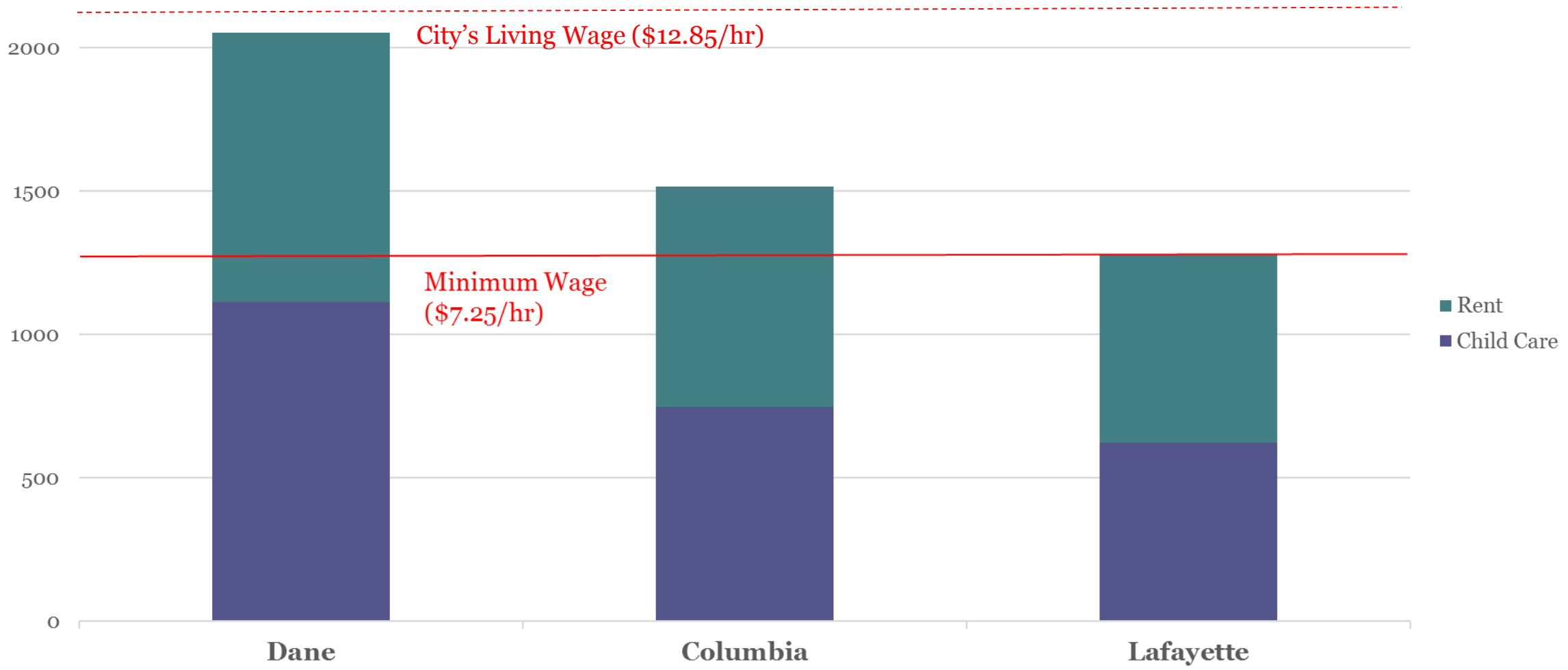
## Availability

Current waitlist for care at accredited facilities is over 1,500

## Staffing

High turnover rates due to insufficient wages and resources causes churn in the workforce

# The Cost of Living in Dane County is Prohibitive for Many Low Income Families



# Strategies to Tackle the Problem

The Child Care Unit is well positioned to increase the number of low income children in high quality child care over the next 5 years through two strategies:

1. Prioritize accreditation of targeted centers that are already serving low income children, particularly those with more empty slots through **Pathways to Quality**
2. Add a **Service to the Community** standard to child care accreditation standards that requires either:
  - 10% of spots in accredited care are utilized by low income children (phased in over 5 years)
  - OR**
  - Well-resourced centers to give back to the community by providing training, mentoring, etc. (12 hrs. per year for every 50 children)



# Child Care Unit Support to Programs

- Intensive onsite work and resources to Pathways to Quality providers to become accredited
- Training and resources to providers to understand and better serve children who live in poverty
- For providers who choose the Community Service pathway in lieu of serving more low income children, coordinate and facilitate connections between programs

# Growth Over 5 Years

	Current	2018		2019		2020		2021		2022		Cumulative	
		Added	Total	Added	Total	Added	Total	Added	Total	Added	Total	Added	Total
<b>Number of Accredited Child Care Programs</b>	50	+1	51	+2	53	+2	55	--	55	--	55	+5	55
<b>Number of Children in Accredited Child Care</b>	3,600	+50	3,650	+100	3,750	+100	3,850	--	3,850	--	3,850	+250	3,850
<b>Number of Low Income Children in Accredited Child Care</b>	1,400	+53	1,453	+89	1,542	+89	1,631	+17	1,648	+17	1,665	+265	1,665
<b>Percentage Low Income Children</b>	<b>38.8%</b>	<b>39.8%</b>		<b>41.1%</b>		<b>42.4%</b>		<b>42.8%</b>		<b>43.2%</b>		<b>43.2%</b>	



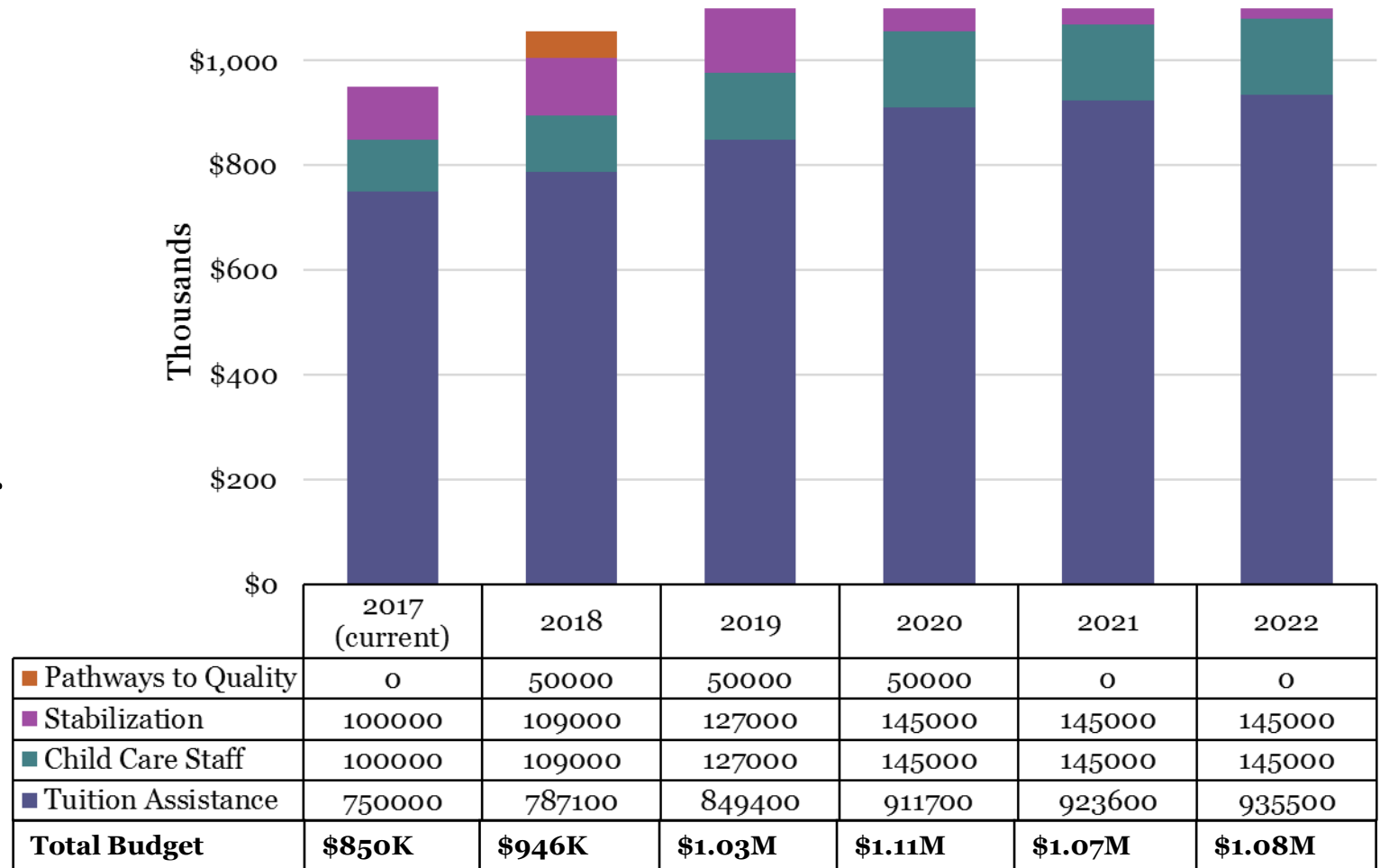
# Investment Needed

## New to Accreditation Annual Cost

- \$10,000 per center for 3 years while on “Pathway to Quality”
- \$9,000 in Stabilization Funds after accredited

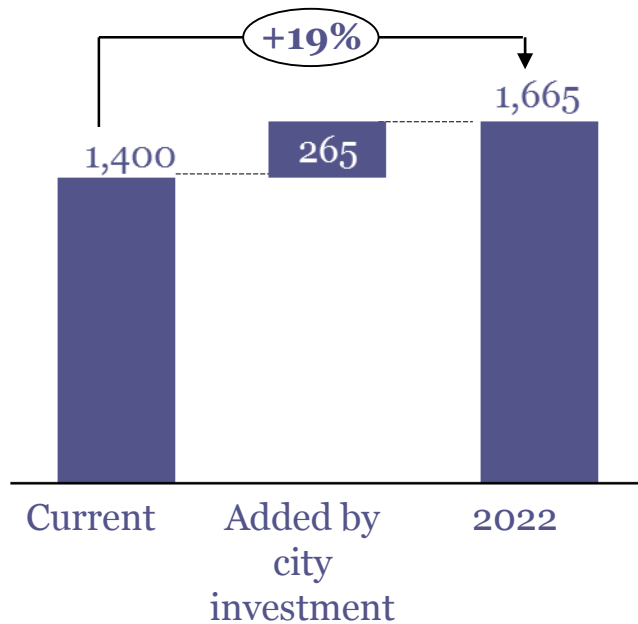
## Serve More Low Income Kids

- \$185,500 increase in Tuition Assistance budget to account for increase in number of low income kids served by currently accredited programs and Pathways to Quality programs



# Results

Low Income Children In Accredited Care



- 265 more low income children in accredited care
- More accredited care in geographically underserved areas of the city
- Alignment of practice with the goal of serving low income children in high quality care
- 25% increase in Wisconsin Shares revenue to five local child care centers from YoungStar 5 Star rating