

Summary of Performance

Madison Public Library
 Account #XX-XXX6-01-2

July 31, 2013

	Annualized						
	1 Month	3 Month	Year to Date	1 Year	3 Year	5 Year	10 Year
Madison Public Library (Gross of fees)	06/30/13- <u>07/31/13</u>	04/30/13- <u>07/31/13</u>	12/31/12- <u>07/31/13</u>	07/31/12- <u>07/31/13</u>	07/31/10- <u>07/31/13</u>	07/31/08- <u>07/31/13</u>	07/31/03- <u>07/31/13</u>
	0.16%	-2.10%	-1.16%	-0.17%	3.29%	5.43%	6.68%
Barclays U.S. Intermediate Government/Credit Index	0.31%	-2.01%	-1.15%	-0.37%	2.87%	4.60%	4.35%

Madison Public Library


Portfolio #XX-XXX6-01-2

July 31, 2013

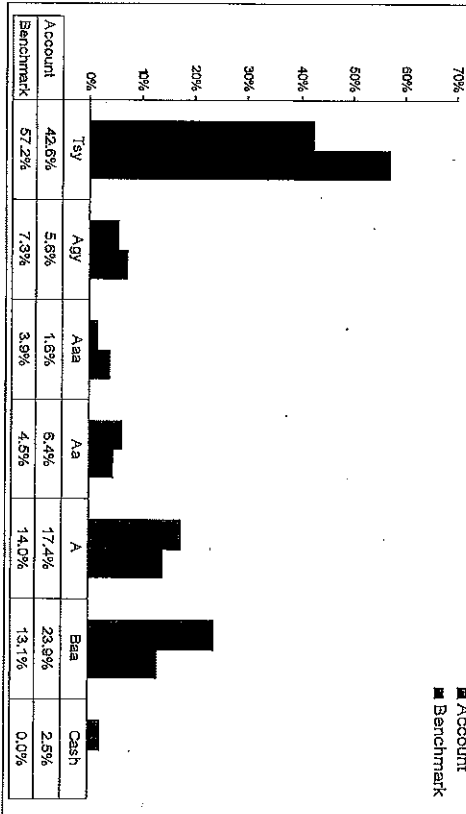
Weighted Portfolio Statistics

	ACCOUNT	BENCHMARK
	Madison Public Library	Barclays U.S. Intermediate Government/Credit Index
Average Coupon	3.20%	2.62%
Average Quality	AA2/AA3	AA1/AA2
Current Yield	3.09%	2.54%
Yield to Effective Maturity	1.56%	1.47%
Effective Duration	3.7 Years	3.9 Years


Sector Diversification



Quality



Duration Analysis



Madison Public Library

Portfolio #xx-xxx6-01-2

July 31, 2013

CUSIP	Position Amount	Description	Coupon	Maturity Date	Price	Moody	S&P	Fit	Current Yield	Yield to Maturity	Avg. Life	Duration	Conv. Parity	AV	Yield
912828CT	30,000	US TREASURY NOTES	4.250	8/15/2014	104.241989	AAA	AA+	AAA	4.077	0.161	1.038	1.01	0.041	31,861	4.05
912828EN	10,000	US TREASURY NOTES	4.500	11/15/2015	109.339996	AAA	AA+	AAA	4.116	0.395	2.290	2.19	0.091	11,029	1.41
912828FF	20,000	US TREASURY NOTES	5.125	5/15/2016	112.681999	AAA	AA+	AAA	4.248	0.536	2.788	2.62	0.076	22,734	2.90
912828GS	10,000	US TREASURY NOTES	4.500	5/15/2017	113.217010	AAA	AA+	AAA	3.975	0.940	3.785	3.52	0.051	11,417	1.46
912828HR	5,000	US TREASURY NOTES	3.500	2/15/2018	110.057999	AAA	AA+	AAA	3.180	1.215	4.542	4.22	0.030	5,584	0.71
912828IR	15,000	US TREASURY NOTES	3.750	11/15/2018	111.677002	AAA	AA+	AAA	3.358	1.448	5.290	4.88	0.105	16,871	2.15
912828KD	20,000	US TREASURY NOTES	2.750	2/15/2019	106.316994	AAA	AA+	AAA	2.587	1.555	5.542	5.17	0.142	21,517	2.74
912828KT	15,000	US TREASURY NOTES	2.375	3/31/2016	104.990997	AAA	AA+	AAA	2.262	0.487	2.665	2.58	0.052	15,868	2.02
912828KW	15,000	US TREASURY NOTES	3.250	5/31/2016	107.569000	AAA	AA+	AAA	3.021	0.551	2.832	2.72	0.056	16,218	2.07
912828LY	15,000	US TREASURY NOTES	3.375	11/15/2019	109.732994	AAA	AA+	AAA	3.076	1.734	6.290	5.78	0.122	16,567	2.11
912828NT	10,000	US TREASURY NOTES	2.625	8/15/2020	104.182991	AAA	AA+	AAA	2.520	1.985	7.038	6.51	0.088	10,539	1.34
912828PX	10,000	US TREASURY NOTES	3.625	2/15/2021	110.625992	AAA	AA+	AAA	3.277	2.094	7.541	6.73	0.096	11,230	1.43
912828QN	5,000	US TREASURY NOTES	3.125	5/15/2021	106.813004	AAA	AA+	AAA	2.926	2.169	7.785	7.09	0.049	5,374	0.69
912828RC	5,000	US TREASURY NOTES	2.125	8/15/2021	99.007004	AAA	AA+	AAA	2.146	2.261	8.038	7.50	0.048	4,999	0.64
912828RH	10,000	US TREASURY NOTES	1.375	9/30/2018	99.641998	AAA	AA+	AAA	1.380	1.447	5.164	5.02	0.064	10,010	1.28
912828RJ	20,000	US TREASURY NOTES	1.000	9/30/2016	100.986008	AAA	AA+	AAA	0.990	0.684	3.164	3.12	0.081	20,264	2.38
912828RR	10,000	US TREASURY NOTES	2.000	11/15/2021	97.608002	AAA	AA+	AAA	2.049	2.319	8.290	7.80	0.098	9,803	1.25
912828TB	10,000	US TREASURY NOTES	0.750	6/30/2017	99.032997	AAA	AA+	AAA	0.757	1.003	3.911	3.87	0.049	9,910	1.26
912828TC	10,000	US TREASURY NOTES	1.000	6/30/2019	96.077003	AAA	AA+	AAA	1.041	1.700	5.912	5.81	0.071	9,616	1.23
912828TJ	10,000	US TREASURY NOTES	1.625	8/15/2022	93.124001	AAA	AA+	AAA	1.745	2.479	9.038	8.56	0.102	9,387	1.20
912828TY	5,000	US TREASURY NOTES	1.625	11/15/2022	92.579902	AAA	AA+	AAA	1.755	2.526	9.290	8.83	0.052	4,646	0.59
912828UP	40,000	US TREASURY NOTES	0.250	2/28/2015	100.023994	AAA	AA+	AAA	0.250	0.235	1.578	1.58	0.081	40,051	5.11
912828VB	20,000	US TREASURY NOTES	1.750	5/15/2023	92.769997	AAA	AA+	AAA	1.866	2.591	9.786	9.22	0.219	18,628	2.38
GOLDEN STATE BANK															
313359M44	40,000	FEDERAL NATL MTG ASSN-GLOBAL	5.000	4/15/2015	108.021011	AAA	AA+	AAA	4.629	0.282	1.706	1.63	0.091	43,797	5.59
71647NAC	5,000	PETROBRAS GLOBAL FINANCE BV	2.000	5/20/2016	98.668663	A3	BBB	BBB	2.027	2.494	2.803	2.73	0.017	4,953	0.63

Madison Public Library

Portfolio #xx-xxx6-01-2

July 31, 2013

Issuer	Par Amount	Description	Coupon	Maturity Date	Price	Moody	S&P	Rating	Current Yield	Trading Yield	Avg Life	YTD	QoQ	QoQ	YTD	YTD
452151RY	5,000	ILLINOIS ST	4.421	1/1/2015	104.031990	A3	A-	A-	4.250	1.532	1.417	1.39	0.009	5.220	0.67	
683234EH	10,000	ONTARIO PROV CANADA-GLOBAL	2.950	2/5/2015	103.729996	AA2	AA-	AA	2.844	0.470	1.511	1.47	0.020	10.517	1.34	
13063BFQ	5,000	CALIFORNIA ST	5.750	3/1/2017	113.530991	A1	A	A-	5.065	1.831	3.583	3.25	0.024	5.796	0.74	
GOVERNMENT RELATED INDUSTRIAL																
020039AB	5,000	ALLTEL CORPORATION	7.000	3/15/2016	114.662132	NR	A-	A	6.105	1.294	2.622	2.40	0.018	5.865	0.75	
78387GAP	5,000	SBC COMMUNICATIONS INC-GLOBAL	5.100	9/15/2014	105.012283	A3	A-	A	4.857	0.611	1.122	1.09	0.007	5.347	0.68	
20030NAG	5,000	COMCAST CORPORATION	4.950	6/15/2016	110.422638	A3	A-	BBB+	4.483	1.244	2.872	2.71	0.019	5.553	0.71	
12628PAG	5,000	GRH AMERICA INC	6.000	9/30/2016	112.876999	BBAA2	BBB+	BBB	5.316	1.794	3.164	2.90	0.021	5.745	0.73	
773371AY	5,000	ROHM + HAAS COMPANY	6.000	9/15/2017	115.286980	BBAA2	BBB	BBB	5.204	2.108	4.122	3.69	0.028	5.878	0.75	
418056AP	5,000	EA SBRO INC	6.300	9/15/2017	112.545631	BBAA2	BBB	BBB+	5.598	3.038	4.122	3.66	0.027	5.746	0.73	
278855AH	10,000	BOO LAB INC	4.875	2/15/2015	105.932854	BBAA1	BBB+	NR	4.602	0.981	1.539	1.47	0.020	10.818	1.38	
776596AB	5,000	ROPER INDUSTRIES INC	6.525	8/15/2013	100.172997	BBAA2	BBB	NR	6.514	2.108	0.039	0.04	0.000	5.161	0.66	
45687AAA	5,000	INGERSOLL RAND	6.875	8/15/2018	116.278442	BBAA2	BBB	NR	5.913	3.338	5.039	4.31	0.033	5.972	0.76	
92344SAP	10,000	VERIZON WIRELESS	5.550	2/1/2014	102.313004	A2	A-	A	5.425	0.903	0.500	0.50	0.007	10.231	1.30	
25459HAY	5,000	DIRECTV HOLDINGS LLC	3.125	2/15/2016	103.793571	BBAA2	BBB	BBB-	3.011	1.594	2.539	2.43	0.016	5.262	0.67	
58403UAF	5,000	MEDCO HEALTH SOLUTIONS	2.750	9/15/2015	103.321144	BBAA3	BBB+	BBB	2.662	1.161	2.122	2.05	0.014	5.218	0.67	
92343VAZ	5,000	VERIZON COMMUNICATIONS INC	0.886	3/28/2014	100.291000	A3	A-	A	0.883	0.437	0.655	0.16	0.001	5.019	0.64	
994121CC	5,000	XEROX CORP	1.094	5/16/2014	100.000000	BBAA2	BBB-	BBB	1.094	1.087	0.789	0.04	0.000	5.012	0.64	
883556AZ	5,000	THERMO ELECTRON CORP	3.600	8/15/2021	98.346420	BBAA1	BBB	BBB+	3.661	3.841	8.039	7.01	0.045	5.000	0.64	
428236BP	5,000	HEWLETT PACKARD CO-GLOBAL	3.000	9/15/2016	103.335800	BBAA1	BBB+	A-	2.903	1.894	3.122	2.98	0.020	5.223	0.67	
031162BI	10,000	AMGEN INC	1.875	11/15/2014	101.490608	BBAA1	A+	BBB	1.847	0.711	1.289	1.28	0.017	10.189	1.30	
89233P5N	5,000	TOYOTA MOTOR CREDIT CORP	1.250	11/17/2014	100.952271	AAA3	AA-	A	1.238	0.511	1.294	1.29	0.008	5.060	0.65	
375558AT	5,000	GILEAD SCIENCES INC	3.050	12/1/2016	103.87728	BBAA1	A-	NR	2.881	1.244	3.333	3.19	0.022	5.319	0.68	
35671DAU	5,000	FREIGHT AMCORAN C & G	3.550	3/1/2022	89.389343	BBAA3	BBB	BBB	3.971	5.091	8.583	7.39	0.045	4.543	0.58	
681919AZ	5,000	OMNICOM GROUP INC	3.625	5/17/2022	97.315704	BBAA1	BBB+	NR	3.725	3.991	8.750	7.63	0.048	4.911	0.63	
294829AA	5,000	ERICSSON TNA	4.125	5/15/2022	98.646851	A3	BBB+	BBB+	4.182	4.311	8.789	7.52	0.048	4.976	0.63	
22303QAM	5,000	COVDIEN INTERNATIONAL FINA	1.350	5/29/2015	100.703087	BBAA1	A	A	1.341	0.961	1.828	1.80	0.012	5.047	0.64	
20030NBD	5,000	COMCAST CORPORATION	3.125	7/15/2022	98.112000	A3	A-	BBB+	3.185	3.371	8.956	8.03	0.050	4.913	0.63	

Madison Public Library

Portfolio #xx-xxx6-01-2

July 31, 2013

CUSIP	Position Amount	Description	Group	Maturity Date	Price	Issue	Rating	SP	SP	Yield	Current Yield	Yield to Maturity	AVG Yield	OND	OAD	AVG	AVG
931422AH	5,000	VIA GREEN CO	3,100	9/15/2022	95.306595	BAA1	BBB				3.253	3.711	9.122	8.06	0.050	4.824	0.62
399604BD	10,000	GENERAL ELECTRIC CO-GLOBAL	2,700	10/9/2022	94.962494	AA3	AA+				2.843	3.341	9.189	8.29	0.101	9.580	1.22
14916RAB	10,000	CATHOLIC HEALTH INITIATIVES	1,600	11/1/2017	98.024635	NR	AA-				1.632	2.088	4.250	4.13	0.052	9.842	1.26
7766964D	5,000	ROPER INDUSTRIES INC	1,850	11/15/2017	99.027763	BAA2	BBB				1.868	2.088	4.289	4.15	0.026	4.971	0.63
023135AH	5,000	AMAZON.COM INC	1,200	11/29/2017	97.357533	BAA1	AA-				1.233	1.838	4.328	4.24	0.026	4.878	0.62
458140AM	5,000	INTEL CORP	2,700	12/15/2022	94.105499	A1	A+				2.869	3.441	9.372	8.47	0.051	4.723	0.60
92857WBE	5,000	VODAFONE GROUP PLC	1,500	2/19/2018	96.824379	A3	A-				1.549	2.238	4.550	4.41	0.027	4.875	0.62
801060AB	5,000	SANOFI-AVENTIS	1,250	4/10/2018	97.589035	A1	AA				1.281	1.788	4.692	4.58	0.029	4.899	0.62
037833AK	5,000	APPLE INC	2,400	5/3/2023	91.823562	AA1	AAA+				2.614	3.391	9.756	8.87	0.052	4.621	0.59
05565QCD	5,000	BP CAPITAL MARKETS PLC	2,750	5/10/2023	92.959610	A2	A				2.958	3.611	9.775	8.74	0.052	4.679	0.60
891906AA	5,000	TOTAL SYSTEM SERVICES INC	2,375	6/1/2018	97.258133	BAA3	BBB+				2.442	2.988	4.833	4.60	0.029	4.885	0.62
76720AAM	5,000	RIO TINTO FINANCE USA PLC	2,250	12/14/2018	97.970390	A3	A-				2.297	2.658	5.369	5.11	0.032	4.912	0.63
CORPORATE BILLS																	
845477BH	5,000	SOUTHWESTERN ELEC POWER	5,550	1/15/2017	110.777939	BAA3	BBB				5.010	2.288	3.456	3.21	0.023	5.451	0.71
293639AN	10,000	ENERGY GULF STATES INC	6,000	5/1/2018	114.913002	A3	A-				5.221	2.638	4.750	4.21	0.063	11.641	1.48
018802AA	10,000	ALLIANT ENERGY CORP	4,000	10/15/2014	103.632942	BAA1	BBB+				3.860	0.961	1.206	1.18	0.016	10.481	1.34
037735CQ	5,000	APPALACHIAN POWER CORP	3,400	5/24/2015	104.006516	BAA2	BBB				3.269	1.161	1.814	1.76	0.012	5.232	0.67
29364GAE	5,000	ENERGY CORP	3,625	9/15/2015	103.758873	BAA3	BBB-				3.494	1.811	2.122	2.04	0.014	5.255	0.67
494530BM	5,000	KINDER MORGAN ENERGY PART	3,450	2/15/2023	95.055153	BAA2	BBB				3.629	4.081	9.539	8.19	0.050	4.832	0.62
26441CAH	5,000	DUKE ENERGY CORP	1,625	8/15/2017	98.789841	BAA2	BBB				1.645	1.938	4.039	3.91	0.025	4.977	0.63
292739AS	5,000	ENERGY TRANSFER PARTNERS LP	3,600	2/1/2023	94.481747	BAA3	BBB-				3.812	4.321	9.500	8.23	0.050	4.722	0.60
CORPORATE BILLS																	
416515AR	5,000	HARTFORD FINANCIAL SERV	5,500	10/15/2016	111.325500	BAA3	BBB				4.940	1.844	3.206	2.96	0.021	5.647	0.72
39962G3U	5,000	GENERAL ELECTRIC CAPITAL-GLOBA	5,625	5/1/2018	114.838478	A1	AAA+				4.898	2.308	4.750	4.24	0.031	5.812	0.74
12572QAD	5,000	CME GROUP INC	5,750	2/15/2014	102.737000	AA3	AA-				5.597	0.653	0.539	0.53	0.004	5.269	0.67
75931IAG	5,000	REINSURANCE GROUP AMER INC	6,450	11/15/2019	115.370621	BAA1	A-				5.591	3.888	6.289	5.34	0.040	5.837	0.74
87236TAA	5,000	TD AMERITRADE HOLDING CORP	5,600	12/1/2019	114.964631	A3	A				4.871	2.988	6.333	5.50	0.041	5.795	0.74
361448AJ	5,000	GATX CORP	4,750	5/15/2015	105.057549	BAA2	BBB				4.521	1.861	1.789	1.72	0.012	5.303	0.68
084670AY	5,000	BERKSHIRE HATHAWAY INC	3,200	2/11/2015	103.900024	AA2	AA				3.080	0.631	1.528	1.48	0.010	5.271	0.67

Madison Public Library

Portfolio #xx-xxx6-01-2

July 31, 2013

Cusip	Position Amount	Description	Coupon	Maturity Date	Price	Moody	S&P	Rating	Current Yield	Yield to Maturity	AVYLIB	OAD	OAD Int	IV	IV/VA
06051GER	5,000	BANK OF AMERICA CORP	1.885	1/30/2014	100.533001	BAA2	A-	A	1.676	0.577	0.499	0.25	0.002	5,029	0.64
949746CU	5,000	WELLS FARGO & CO-GLOBAL	3.676	6/15/2016	107.075211	A2	A+	A+	3.433	1.164	2.872	2.72	0.019	5,423	0.69
46625HIC	10,000	J.P. MORGAN & CO-INC	4.330	8/15/2021	104.547592	A2	A	A+	4.161	3.691	8.039	6.88	0.094	10,655	1.36
36869GSV	5,000	GENERAL ELECTRIC CAPITAL	2.300	4/27/2017	101.661095	A1	AAA+	NR	2.262	1.838	3.739	3.59	0.023	5,113	0.65
06051GET	5,000	BANK OF AMERICA CORP	2.000	1/1/2018	97.546165	BAA2	A-	A	2.050	2.588	4.444	4.29	0.027	4,883	0.62
4946RARK	5,000	KIMCO REALTY CORP	3.125	6/1/2023	92.624175	BAA1	BBB+	BBB+	3.374	4.041	9.833	8.60	0.051	4,661	0.59
025840DI	5,000	AMERICAN EXPRESS CREDIT	2.125	7/27/2018	100.316689	A2	NR	NR	2.118	2.058	4.989	4.79	0.031	5,016	0.64
Securitized - MBS/Pass Through															
31287ESH	2,013	FREDDIE MAC 103500	6.000	10/1/2021	109.398155	AAA	AA+	AAA	5.485	2.381	2.798	2.36	0.007	2,213	0.28
Securitized - CMBs															
19075DAE	5,000	COBALT CMBs Commercial Mortgage	5.966	5/15/2046	113.131332	NR	BBB+	AAA	5.273	1.926	3.515	3.16	0.023	5,657	0.72
46631QAC	10,000	JP Morgan Chase Commercial Mkr	5.819	2/1/2051	102.467499	AAA	AAA	AAA	5.679	3.218	1.027	0.61	0.008	10,247	1.31
Cash															
CASH001	19,502	CASH ON HAND 1 MONTH	0.030	9/1/2013	100.000000	AAA	AA+	NR	0.030	0.030	0.085	0.08	0.002	19,502	2.49

Disclaimer: This document is for information purposes only and should not be regarded as an offer to sell or as a solicitation of an offer to buy the products mentioned in it. No representation is made that any returns will be achieved. Past performance is not necessarily indicative of future results. This information has been obtained from various sources, including where applicable, obtained by the user; we do not represent it is complete or accurate. The user of this information is hereby advised that Barclay's takes no responsibility for improper, inaccurate or other erroneous assumptions to the extent such data is entered by the user hereof. Opinions expressed herein are subject to change without notice. The securities mentioned in this document may not be eligible for sale in some states or countries, or suitable for all types of investors. Copyright 2013 Barclay's Bank P.L.C. All rights reserved. Member SIPC.