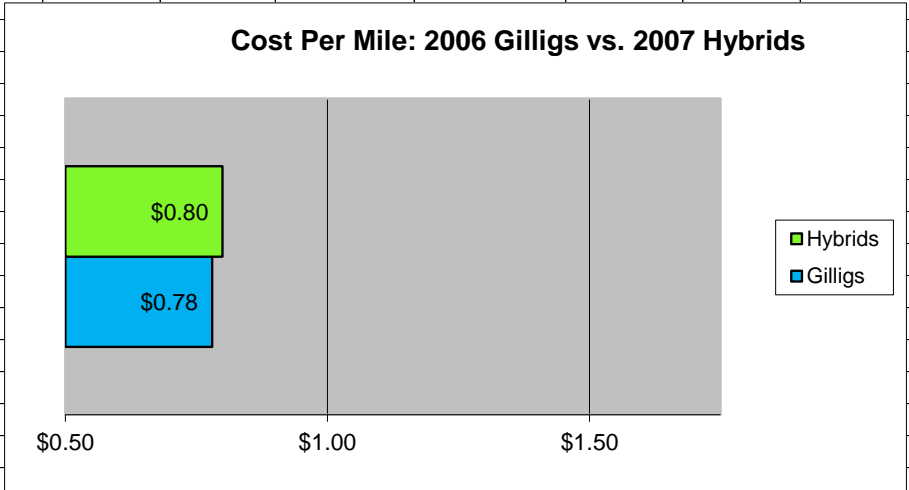
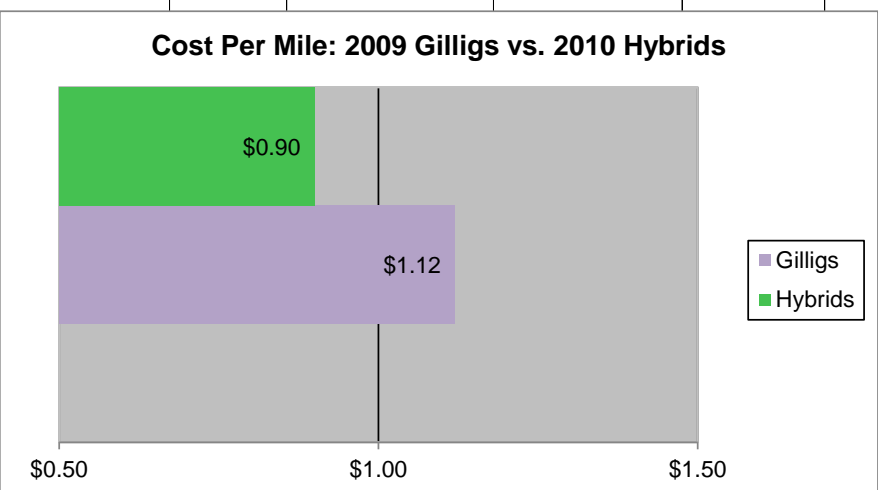
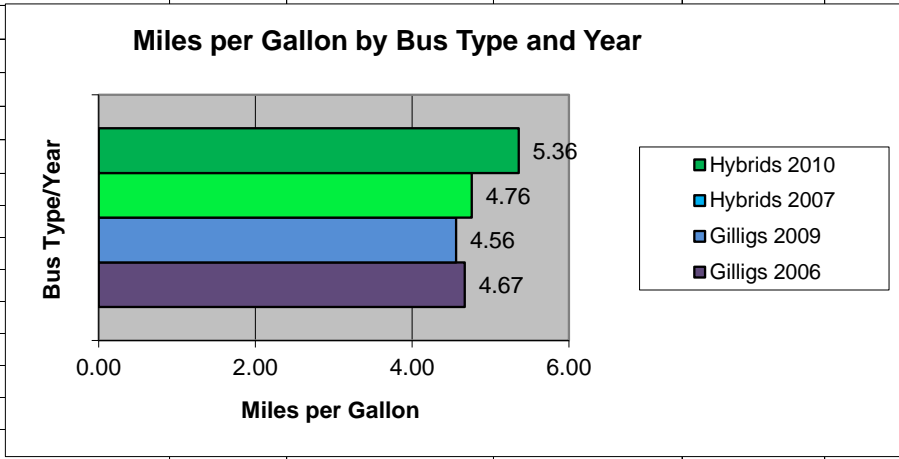


Hybrid/Diesel Comparison - October 1, 2017 - December 31, 2017

Bus Type/Year	Bus #	Mileage	Fuel	Fuel Cost*	Parts	Labor	CPM**	AVG MPG
Gilligs (2006)	906 - 921	76,941	16,489	\$39,299	\$6,782	\$13,868	\$0.78	4.67
Hybrids (2007)	001-005	37,499	7,886	\$18,794	\$4,838	\$6,190	\$0.80	4.76
Gilligs (2009)	922-954	162,763	35,672	\$85,018	\$57,732	\$40,289	\$1.12	4.56
Hybrids (2010)	006-019	102,886	19,179	\$45,710	\$24,155	\$22,694	\$0.90	5.36



*Average fuel price \$2.383 per gallon for the period.

**Cost Per Mile (CPM) = fuel + parts + labor / miles