

# CITY OF MADISON

## 2017 Capital Improvement Plan

---

Executive Budget



Presented September 2016  
Mayor Paul Soglin

## **City of Madison, Wisconsin**

Paul R. Soglin, Mayor

### **Finance Department**

David Schmiedicke, Finance Director

### **Board of Estimates**

Paul R. Soglin, Mayor

Maurice S. Cheeks, Common Council Member

Sara Eskrich, Common Council Member

Barbara McKinney, Common Council Member

Marsha A. Rummel, Common Council Member

Michael E. Verveer, Common Council President

Zach Wood, Common Council Member

### **Common Council**

Barbara McKinney, District 1

Ledell Zellers, District 2

Amanda Hall, District 3

Michael Verveer, District 4, President

Shiva Bidar-Sielaff, District 5

Marsha Rummel, District 6, President Pro Tem

Steve King, District 7

Zach Wood, District 8

Paul Skidmore, District 9

Maurice Cheeks, District 10

Tim Gruber, District 11

Larry Palm, District 12

Sara Eskrich, District 13

Sheri Carter, District 14

David Ahrens, District 15

Denise DeMarb, District 16

Samba Baldeh, District 17

Rebecca Kemble, District 18

Mark Clear, District 19

Matt Phair, District 20



## Table of Contents

---

### Introduction & Summaries

Capital Policy .....	4
Capital Budget Summaries .....	6

### Agency Capital Budgets

CDA Redevelopment .....	21
Community Development Division .....	25
Economic Development Division.....	29
Engineering - Bicycle and Pedestrian .....	37
Engineering - Facilities Management .....	43
Engineering - Major Streets .....	49
Engineering - Other Projects .....	65
Fire Department .....	71
Fleet Service .....	77
Henry Vilas Zoo .....	83
Information Technology .....	87
Library .....	95
Metro Transit .....	101
Monona Terrace .....	107
Parking Utility .....	111
Parks Division .....	119
Planning Division .....	131
Police Department .....	135
Public Health .....	141
Sewer Utility .....	145
Stormwater Utility.....	151
Streets Division.....	161
Traffic Engineering .....	167
Water Utility.....	173

### Cash Flow Statements

Impact Fees .....	183
Tax Increment Districts .....	210

### Glossary

Glossary .....	232
----------------	-----





# *Introduction & Summaries*

2017 Capital Improvement Plan:  
Executive Budget

## **Capital Budget Policy**

---

### **Guidelines for Projects to Include in the Capital Budget**

The City of Madison has established a policy to remove from the Capital Budget those items with a useful life of less than the repayment term of General Obligation debt (usually ten years). Those items should be considered in the Operating Budget under MGO 4.02(6)(c)(3). The City of Madison will use the following minimum guidelines for projects included in the Capital Budget:

1. Land purchases and improvements in excess of three thousand dollars (\$3,000);
2. All projects requiring the borrowing of money including, but not limited to construction or reconstruction of public utilities, streets, sidewalks, storm and sanitary drainage facilities;
3. New construction and construction of buildings in excess of five thousand dollars (\$5,000);
4. Major alterations to buildings and facilities which are not routine repairs and which substantially enhance the value of a structure or change its use;
5. Original equipment or motor vehicle purchases exceeding twenty thousand dollars (\$20,000) in cost and having a life expectancy of ten (10) years or more, unless, for new capital projects, the repayment term of the debt coincides with the useful life of the asset.

### **Savings Resulting from Use of General Debt Reserves**

In December 2012, the Common Council created MGO 4.17 to prohibit the use of unused balances in the debt service fund for operating expenses. The Ordinance states: "In any year when general debt reserves are applied to reduce general fund debt service, an amount at least equal to the general debt reserves applied must be directly appropriated from the general fund for capital projects, unless the Common Council, by a separate vote of two-thirds (2/3) of all members during approval of the budget, votes to do otherwise."

### **Budget Requests: Agency Request Guidance**

Agencies were instructed to put forth capital budget requests that did not exceed the amount shown for the outyears of the 2016 Adopted Capital Improvement Plan (CIP). Agencies were also instructed to review the current timing of projects to identify potential opportunities to postpone projects. Agencies were not given the opportunity to put forth supplemental budget requests.

### **Reauthorizations and Cancellations**

The 2017 Capital Budget includes a report of project funding which is reauthorized, as well as a report of projects that are cancelled or postponed to a future year in the CIP.

Amounts appropriated to each project in the Capital Budget reflect both the anticipated cost and the source of funding to meet those costs (e.g., general obligation debt). In most instances, proceeds from issuance of general obligation notes and bonds are deposited in the City's Capital Projects Fund for expenditure on the related projects. The most notable exception is debt issued for developer assistance in tax increment districts (TIDs). Proceeds from the issuance of debt for these projects are deposited to an account established for each TID.

Reauthorizations are made to both reflect the actual timing of project expenditures as well as the actual cash needs in the Capital Projects Fund. As such, some projects that are reauthorized may be completed in the current year, with the costs carried in the balance of the Capital Projects Fund until replenished by proceeds from the issuance of debt in a subsequent year.

With this in mind, reauthorizations in the 2017 Capital Budget are included for the following reasons:

1. Projects anticipated to begin in the most recent adopted capital budget are not yet underway due to delays in the implementation timetables;
2. Multi-year projects are expending funds at a different pace than originally anticipated;
3. Projects are underway but did not reach completion in the current year and are expected to incur expenditures in the subsequent year;
4. Projects will be completed in a prior year or the current year with the costs carried in the cash balance of the Capital Projects Fund until the reauthorized debt is issued in a subsequent year.
5. Cancellations and postponements in the 2016 Capital Budget address the following conditions: the project cost less than budgeted, is not expected to occur, may be delayed more than one future year, may not occur until a future condition is met, or is funded from a different source.

**Projects Funded by a Direct Appropriation from the General Fund**

Consistent with the Guidelines for Projects above, the 2017 Capital Budget funds certain projects and studies through a direct appropriation to capital (see table below). The funding for these projects will be shown in the 2017 Operating Budget with the associated property tax levy offset by lower General Fund debt service. The reduced General Fund debt service is the result of applying estimated General Debt Reserves generated by the projected bond issuance premium associated with the 2016 general obligation debt issuance.

Agency	Project Name	Amount
Economic Development Division	Healthy Retail Access Program	300,000
Economic Development Division	Center for Industry and Commerce	40,000
Engineering-Other	Radio System Digital Conversion	22,575
Engineering-Other	Right of Way Landscaping & Trees	122,425
Engineering-Other	Underground Storage Tanks	5,000
Finance	Henry Vilas Zoo	75,000
Fleet	Police Vehicles	928,020
IT	Mobile Computing Laptops	200,000
IT	Residential Internet Access Assistance	50,000
IT	Purchased Software Enhancements	400,000
IT	Expand Fiber And Wireless Network	220,000
IT	Network Security	250,000
Parks	Park Equipment	350,000
Parks	Street Tree Replacement	164,000
Planning	Comprehensive Plan Update	250,000
Planning	Historic Preservation Plan	150,000
Planning	Municipal Art Fund	100,000
Police	Police Building Improvements	310,600
<b>TOTAL</b>		<b>3,937,620</b>



**City of Madison: 2017 Capital Budget  
Budget by Phase**

*Executive Budget*

Agency	Reauthorizations			2017 New Projects			2017 Executive		
	GO	Other	Total	GO	Other	Total	GO	Other	Total
CDA Redevelopment	300,000	190,000	490,000	800,000	1,300,000	2,100,000	1,100,000	1,490,000	2,590,000
Community Development Division	4,770,293	-	4,770,293	4,500,000	-	4,500,000	9,270,293	-	9,270,293
Economic Development Division	10,930,000	24,100,000	35,030,000	7,335,000	2,882,000	10,217,000	18,265,000	26,982,000	45,247,000
Engineering - Bicycle and Pedestrian	1,661,600	-	1,661,600	6,212,000	2,026,000	8,238,000	7,873,600	2,026,000	9,899,600
Engineering - Facilities Management	5,428,420	-	5,428,420	26,545,000	20,000	26,565,000	31,973,420	20,000	31,993,420
Engineering - Major Streets	4,507,483	4,939,935	9,447,418	23,075,476	41,014,623	64,090,099	27,582,959	45,954,558	73,537,517
Engineering - Other Projects	63,000	5,146	68,146	5,146	1,924,529	1,929,675	68,146	1,929,675	1,997,821
Fire Department	140,245	-	140,245	1,220,100	-	1,220,100	1,360,345	-	1,360,345
Fleet Service	50,000	-	50,000	10,039,468	928,020	10,967,488	10,089,468	928,020	11,017,488
Henry Vilas Zoo	-	-	-	-	75,000	75,000	-	75,000	75,000
Information Technology	1,929,499	25,399	1,954,898	2,225,399	1,094,601	3,320,000	4,154,898	1,120,000	5,274,898
Library	5,805,000	-	5,805,000	6,675,000	1,000,000	7,675,000	12,480,000	1,000,000	13,480,000
Metro Transit	247,000	-	247,000	2,213,983	6,539,933	8,753,916	2,460,983	6,539,933	9,000,916
Monona Terrace	-	-	-	500,000	475,000	975,000	500,000	475,000	975,000
Parking Utility	-	24,660,000	24,660,000	-	7,665,000	7,665,000	-	32,325,000	32,325,000
Parks Division	5,455,830	9,597,000	15,052,830	5,763,000	7,912,000	13,675,000	11,218,830	17,509,000	28,727,830
Planning Division	-	-	-	-	500,000	500,000	-	500,000	500,000
Police Department	812,148	-	812,148	991,500	310,600	1,302,100	1,803,648	310,600	2,114,248
Public Health	-	-	-	765,000	-	765,000	765,000	-	765,000
Sewer Utility	-	350,000	350,000	-	4,244,755	4,244,755	-	4,594,755	4,594,755
Stormwater Utility	4,604,077	820,000	5,424,077	1,982,500	1,737,500	3,720,000	6,586,577	2,557,500	9,144,077
Streets Division	371,467	-	371,467	2,246,500	-	2,246,500	2,617,967	-	2,617,967
Traffic Engineering	1,093,568	435,000	1,528,568	1,057,000	688,200	1,745,200	2,150,568	1,123,200	3,273,768
Water Utility	-	4,444,000	4,444,000	-	25,484,500	25,484,500	-	29,928,500	29,928,500
<b>Total</b>	<b>\$48,169,630</b>	<b>\$69,566,480</b>	<b>\$117,736,110</b>	<b>\$104,152,072</b>	<b>\$107,822,261</b>	<b>\$211,974,333</b>	<b>\$152,321,702</b>	<b>\$177,388,741</b>	<b>\$329,710,443</b>



**City of Madison: 2017 Capital Budget  
Comparison Schedule**

*Executive Budget*

Agency	2016 Adopted		2017 Executive		
	GO	Total	GO	Other	Total
CDA Redevelopment	190,000	490,000	1,100,000	1,490,000	2,590,000
Community Development Division	6,000,000	7,500,000	9,270,293	-	9,270,293
Economic Development Division	26,045,000	63,751,700	18,265,000	26,982,000	45,247,000
Engineering - Bicycle and Pedestrian	4,784,000	7,403,000	7,873,600	2,026,000	9,899,600
Engineering - Facilities Management	11,496,600	12,836,600	31,973,420	20,000	31,993,420
Engineering - Major Streets	20,076,000	33,938,315	27,582,959	45,954,558	73,537,517
Engineering - Other Projects	219,250	397,700	68,146	1,929,675	1,997,821
Fire Department	9,429,800	9,429,800	1,360,345	-	1,360,345
Fleet Service	9,798,216	9,922,686	10,089,468	928,020	11,017,488
Henry Vilas Zoo	-	75,000	-	75,000	75,000
Information Technology	5,580,031	7,284,031	4,154,898	1,120,000	5,274,898
Library	5,605,000	7,105,000	12,480,000	1,000,000	13,480,000
Metro Transit	2,987,440	8,792,200	2,460,983	6,539,933	9,000,916
Monona Terrace	-	556,000	500,000	475,000	975,000
Parking Utility	-	31,439,000	-	32,325,000	32,325,000
Parks Division	9,747,000	20,298,000	11,218,830	17,509,000	28,727,830
Planning Division	-	350,000	-	500,000	500,000
Police Department	8,509,400	8,509,400	1,803,648	310,600	2,114,248
Public Health	-	-	765,000	-	765,000
Sewer Utility	-	13,033,100	-	4,594,755	4,594,755
Stormwater Utility	7,960,800	11,972,500	6,586,577	2,557,500	9,144,077
Streets Division	2,770,635	2,770,635	2,617,967	-	2,617,967
Traffic Engineering	7,390,000	8,318,000	2,150,568	1,123,200	3,273,768
Water Utility	-	29,675,000	-	29,928,500	29,928,500
<b>TOTAL</b>	<b>\$ 138,589,172</b>	<b>\$ 295,847,667</b>	<b>\$ 152,321,702</b>	<b>\$ 177,388,741</b>	<b>\$ 329,710,443</b>

**City of Madison: 2017 Capital Budget  
Expense & Funding Schedule**

*Executive Budget*

**2017 CIP by Expenditure Type**

	2017	2018	2019	2020	2021	2022
Bike Path	5,785,000	5,453,000	1,229,000	5,650,000	946,000	1,856,000
Bridge	2,880,000	540,000	150,000	160,000	170,000	170,000
Building	57,600,868	43,118,200	52,562,621	59,388,429	32,746,720	9,801,413
Fiber Network	270,000	220,001	220,000	230,000	230,000	230,000
Land	390,000	810,000	1,350,000	240,000	240,000	240,000
Land Improvements	10,147,425	10,325,000	10,058,000	14,200,000	12,775,240	14,155,000
Library Collection	250,000	-	-	-	-	-
Loans	1,280,000	780,000	780,000	-	-	-
Machinery and Equipment	27,386,786	27,936,010	24,282,267	27,496,903	25,402,701	29,851,586
Other	11,304,155	15,168,600	10,440,500	12,986,500	9,478,500	9,797,250
Sanitary Sewer	12,177,500	13,169,000	14,250,900	17,417,000	12,657,000	14,335,000
Software and Licenses	687,500	673,500	767,500	975,000	925,000	925,000
Stormwater Network	5,227,500	5,700,000	11,380,000	8,555,000	5,930,000	11,650,000
Street	50,634,100	53,338,800	49,780,000	46,290,000	42,249,100	44,819,800
Streetlighting	419,000	430,000	440,000	455,000	470,000	475,000
Water Network	25,534,500	17,223,340	20,783,120	21,402,200	21,383,520	22,266,260
<b>Total</b>	<b>\$ 211,974,333</b>	<b>\$ 194,885,451</b>	<b>\$ 198,473,908</b>	<b>\$ 215,446,032</b>	<b>\$ 165,603,781</b>	<b>\$ 160,572,309</b>

**2017 CIP by Funding Source**

	2017	2018	2019	2020	2021	2022
GF GO Borrowing	80,989,576	70,657,826	57,662,073	70,625,450	48,487,700	53,593,650
Non-GF GO Borrowing	23,131,951	16,967,922	44,803,854	35,203,381	19,344,205	25,362,880
County Sources	5,996,245	6,516,998	2,735,249	80,000	80,000	1,152,000
Developer Capital Funding	300,000	310,000	310,000	310,000	310,000	310,000
Federal Sources	18,372,438	38,907,989	31,325,484	43,946,946	35,117,910	20,509,906
Impact Fees	3,182,000	3,866,000	2,828,000	5,876,250	2,545,000	3,680,000
Municipal Capital Participate	2,963,128	3,351,456	1,429,828	2,484,840	7,203,500	2,449,700
Other Govt Pmt For Services	60,000	60,000	60,000	60,000	60,000	60,000
Private Contribution/Donation	5,703,000	4,020,000	505,000	800,000	815,000	590,000
Reserves Applied	6,837,475	5,503,300	5,389,100	6,275,770	5,185,770	5,492,813
Revenue Bonds - Capitalized	26,983,000	18,798,340	23,442,520	24,080,860	20,785,520	23,190,260
Room Tax	475,000	897,000	1,140,000	1,040,000	730,000	735,000
Sale Property/Capital Asset	8,627,700	10,134,400	10,872,400	11,676,635	12,283,635	12,951,500
Special Assessment	4,949,200	4,707,420	5,180,600	6,744,000	5,134,000	5,036,000
State Sources	1,945,000	465,000	345,000	345,000	4,265,000	2,595,000
TIF Proceeds	17,298,000	6,785,000	7,430,000	2,840,000	115,000	115,000
Trade In Allowance	93,000	73,000	93,000	98,000	98,000	72,000
Transfer From Other Restricted	3,937,620	2,543,800	2,781,800	2,818,900	2,903,540	2,561,600
Transfer from General Fund	130,000	320,000	140,000	140,000	140,000	115,000
<b>Total</b>	<b>\$ 211,974,333</b>	<b>\$ 194,885,451</b>	<b>\$ 198,473,908</b>	<b>\$ 215,446,032</b>	<b>\$ 165,603,781</b>	<b>\$ 160,572,309</b>

**Borrowing Summary**

*Borrowing Schedule*

	2017	2018	2019	2020	2021	2022
General Fund G.O. Borrowing	80,989,576	70,657,826	57,662,073	70,625,450	48,487,700	53,593,650
Non-General Fund G.O. Borrowing	23,131,951	16,967,922	44,803,854	35,203,381	19,344,205	25,362,880
<b>Total</b>	<b>\$ 104,121,527</b>	<b>\$ 87,625,748</b>	<b>\$ 102,465,927</b>	<b>\$ 105,828,831</b>	<b>\$ 67,831,905</b>	<b>\$ 78,956,530</b>

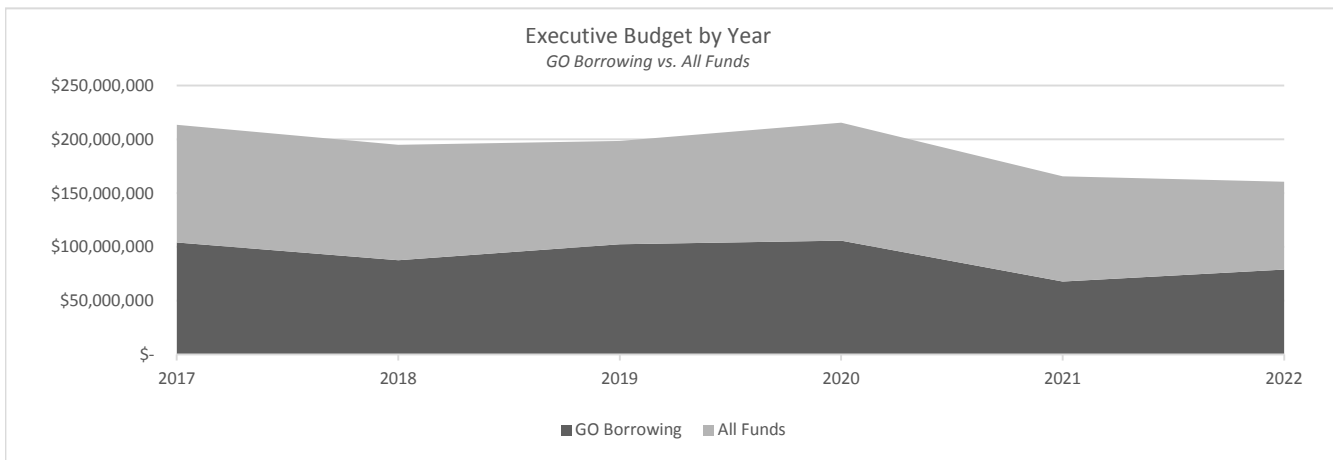
*Annual Debt Service*

General Fund G.O. Borrowing	10,528,645	9,185,517	7,496,069	9,181,309	6,303,401	6,967,175
Non-General Fund G.O. Borrowing	3,007,154	2,205,830	5,824,501	4,576,440	2,514,747	3,297,174

**City of Madison: 2017 Capital Budget**  
**Capital Improvement Plan: GO Borrowing**

*Executive Budget*

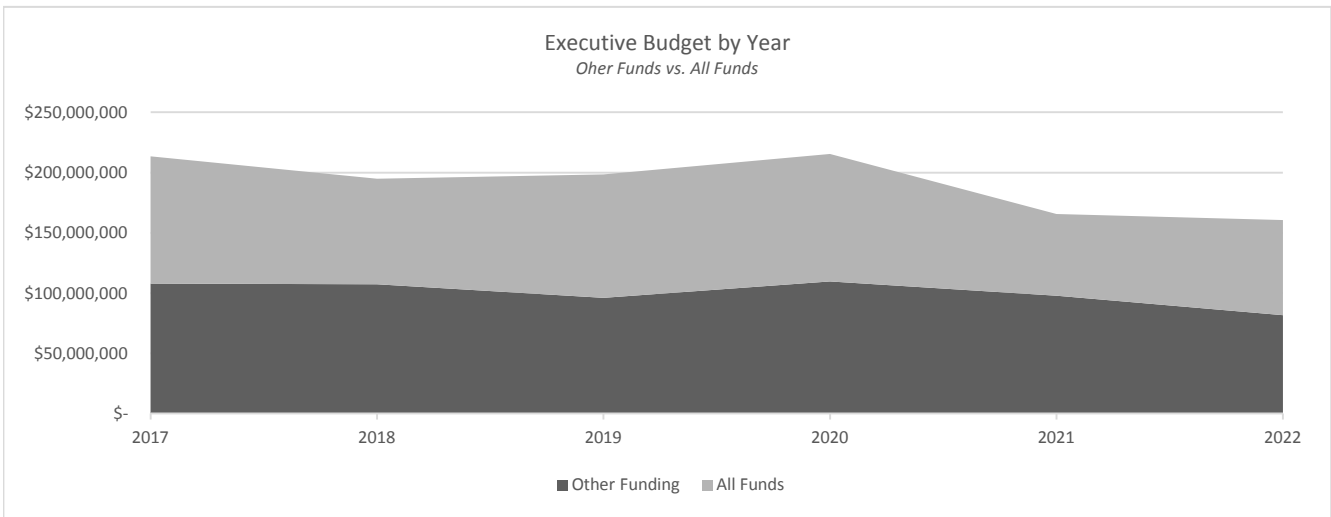
	2017	2018	2019	2020	2021	2022
<i>Agency</i>						
CDA Redevelopment	800,000	270,000	150,000	250,000	-	-
Community Development Division	4,500,000	475,000	4,500,000	1,770,000	2,250,000	2,250,000
Economic Development Division	7,335,000	4,115,000	735,000	765,000	135,000	165,000
Engineering - Bicycle and Pedestrian	6,212,000	7,229,000	3,424,000	6,126,000	3,031,000	4,037,000
Engineering - Facilities Management	26,545,000	3,450,000	6,650,000	3,250,000	5,435,000	3,720,000
Engineering - Major Streets	23,075,476	25,480,426	29,802,673	35,571,000	21,806,000	25,492,200
Engineering - Other Projects	-	80,000	40,000	90,000	40,000	138,000
Fire Department	1,220,100	1,052,500	1,770,000	8,570,000	1,270,000	1,705,000
Fleet Service	10,039,468	7,151,300	29,389,421	19,848,609	8,065,030	12,975,000
Information Technology	2,200,000	2,436,000	2,200,000	2,350,000	2,350,000	2,350,000
Library	6,675,000	130,000	130,000	140,000	150,000	150,000
Metro Transit	2,213,983	4,631,622	5,261,433	8,774,772	6,314,175	1,842,880
Monona Terrace	500,000	-	-	-	-	-
Parks Division	5,763,000	9,746,000	5,624,000	7,385,750	8,730,000	10,858,750
Planning Division	-	-	350,000	750,000	-	-
Police Department	991,500	8,155,000	120,000	190,000	-	-
Public Health	765,000	708,600	422,800	179,000	-	-
Stormwater Utility	1,982,500	4,955,000	9,635,000	5,690,000	4,725,000	10,410,000
Streets Division	2,246,500	1,942,300	1,578,600	3,070,700	2,860,700	1,648,700
Traffic Engineering	1,057,000	5,618,000	683,000	1,058,000	670,000	1,214,000
<b>TOTAL</b>	<b>\$ 104,121,527</b>	<b>\$ 87,625,748</b>	<b>\$ 102,465,927</b>	<b>\$ 105,828,831</b>	<b>\$ 67,831,905</b>	<b>\$ 78,956,530</b>



**City of Madison: 2017 Capital Budget**  
**Capital Improvement Plan: Other Funding**

*Executive Budget*

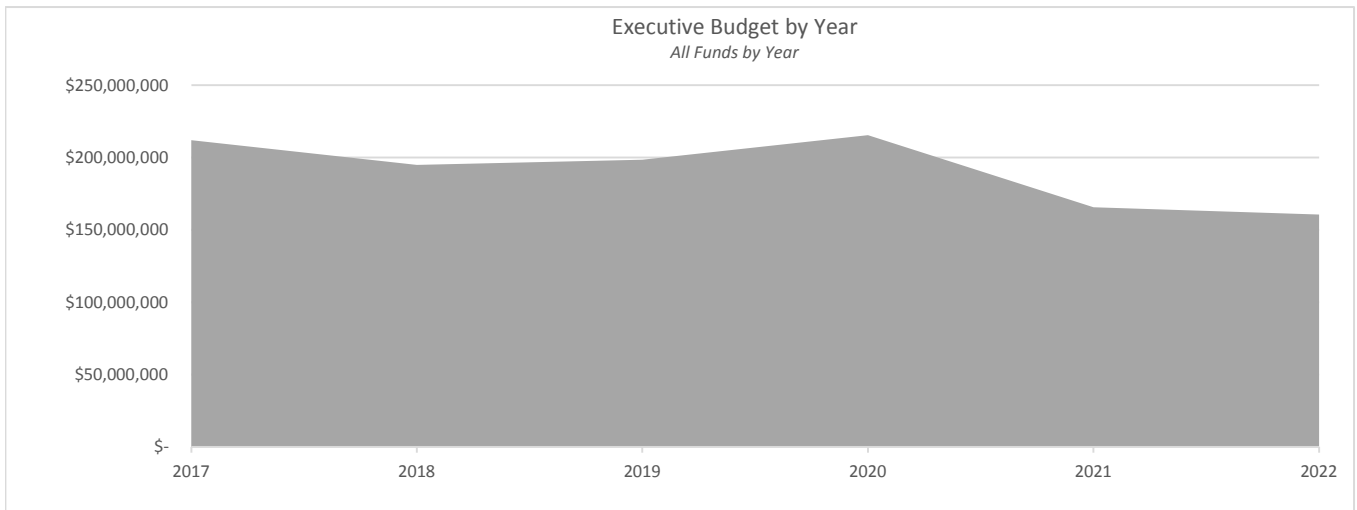
	2017	2018	2019	2020	2021	2022
<i>Agency</i>						
CDA Redevelopment	1,300,000	800,000	800,000	-	-	-
Community Development Division	-	4,025,000	-	2,730,000	2,250,000	2,250,000
Economic Development Division	2,882,000	9,430,000	680,000	430,000	430,000	130,000
Engineering - Bicycle and Pedestrian	2,026,000	1,517,000	895,000	2,512,000	987,000	1,036,000
Engineering - Facilities Management	20,000	20,000	20,000	20,000	20,000	20,000
Engineering - Major Streets	41,014,623	29,735,375	24,079,827	16,779,000	21,233,100	20,097,600
Engineering - Other Projects	1,929,675	1,790,700	1,870,500	2,036,405	2,028,645	2,357,313
Fleet Service	928,020	-	-	-	-	-
Henry Vilas Zoo	75,000	75,000	75,000	75,000	75,000	75,000
Information Technology	1,120,000	1,120,000	1,170,000	1,225,000	1,225,000	1,225,000
Library	1,000,000	-	-	-	-	-
Metro Transit	6,539,933	19,122,488	24,021,734	36,380,946	26,449,310	8,459,006
Monona Terrace	475,000	897,000	1,140,000	1,040,000	730,000	735,000
Parking Utility	7,665,000	1,418,000	767,500	784,500	649,000	626,000
Parks Division	7,912,000	5,409,000	4,246,000	6,269,250	4,388,000	4,760,000
Planning Division	500,000	100,000	100,000	100,000	100,000	100,000
Police Department	310,600	228,800	411,800	388,900	411,300	416,600
Sewer Utility	4,244,755	12,002,000	11,821,400	12,397,000	12,397,000	13,870,000
Stormwater Utility	1,737,500	1,700,000	2,490,000	4,350,000	2,315,000	2,642,000
Traffic Engineering	688,200	646,000	686,100	697,000	700,000	550,000
Water Utility	25,484,500	17,223,340	20,733,120	21,402,200	21,383,520	22,266,260
<b>TOTAL</b>	<b>\$ 107,852,806</b>	<b>\$ 107,259,703</b>	<b>\$ 96,007,981</b>	<b>\$ 109,617,201</b>	<b>\$ 97,771,875</b>	<b>\$ 81,615,779</b>



**City of Madison: 2017 Capital Budget**  
**Capital Improvement Plan: All Funds**

*Executive Budget*

	2017	2018	2019	2020	2021	2022
<i>Agency</i>						
CDA Redevelopment	2,100,000	1,070,000	950,000	250,000	-	-
Community Development Division	4,500,000	4,500,000	4,500,000	4,500,000	4,500,000	4,500,000
Economic Development Division	10,217,000	13,545,000	1,415,000	1,195,000	565,000	295,000
Engineering - Bicycle and Pedestrian	8,238,000	8,746,000	4,319,000	8,638,000	4,018,000	5,073,000
Engineering - Facilities Management	26,565,000	3,470,000	6,670,000	3,270,000	5,455,000	3,740,000
Engineering - Major Streets	64,090,099	55,215,801	53,882,500	52,350,000	43,039,100	45,589,800
Engineering - Other Projects	1,929,675	1,870,700	1,910,500	2,126,405	2,068,645	2,495,313
Fire Department	1,220,100	1,052,500	1,770,000	8,570,000	1,270,000	1,705,000
Fleet Service	10,967,488	7,151,300	29,389,421	19,848,609	8,065,030	12,975,000
Henry Vilas Zoo	75,000	75,000	75,000	75,000	75,000	75,000
Information Technology	3,320,000	3,556,000	3,370,000	3,575,000	3,575,000	3,575,000
Library	7,675,000	130,000	130,000	140,000	150,000	150,000
Metro Transit	8,753,916	23,754,110	29,283,167	45,155,718	32,763,486	10,301,886
Monona Terrace	975,000	897,000	1,140,000	1,040,000	730,000	735,000
Parking Utility	7,665,000	1,418,000	767,500	784,500	649,000	626,000
Parks Division	13,675,000	15,155,000	9,870,000	13,655,000	13,118,000	15,618,750
Planning Division	500,000	100,000	450,000	850,000	100,000	100,000
Police Department	1,302,100	8,383,800	531,800	578,900	411,300	416,600
Public Health	765,000	708,600	422,800	179,000	-	-
Sewer Utility	4,244,755	12,002,000	11,821,400	12,397,000	12,397,000	13,870,000
Stormwater Utility	3,720,000	6,655,000	12,125,000	10,040,000	7,040,000	13,052,000
Streets Division	2,246,500	1,942,300	1,578,600	3,070,700	2,860,700	1,648,700
Traffic Engineering	1,745,200	6,264,000	1,369,100	1,755,000	1,370,000	1,764,000
Water Utility	25,484,500	17,223,340	20,733,120	21,402,200	21,383,520	22,266,260
<b>TOTAL</b>	<b>\$ 211,974,333</b>	<b>\$ 194,885,451</b>	<b>\$ 198,473,908</b>	<b>\$ 215,446,032</b>	<b>\$ 165,603,781</b>	<b>\$ 160,572,309</b>



**City of Madison: 2017 Capital Budget  
Variances from 2016 CIP**

*Executive Budget*

<b>Agency</b>	<b>Project</b>	<b>Change</b>
<b>CDA Redevelopment</b>		
	2230 Broadway	Project transferred from CDD Budget for construction of Bridge Lake Point Neighborhood Center
	CDA Red. - Village on Park	Project budget increased
<b>Community Development Division</b>		
	Neighborhood Centers	Funding for Bridge Lake Point Neighborhood Center transferred to CDA Redevelopment budget
<b>Economic Development Division</b>		
	TID 32 State Street	District budget updated to anticipate district closure in 2018
	TID 25 Judge Doyle Project	Reauthorizing amount for approved development project
<b>Engineering - Facilities Management</b>		
	CCB Improvements	Program increased budget for projects in 2017 and 2018
	MMB Renovation	Project fully appropriated in 2017 for contractual purposes
	Sayle Street Facility Remodel	Project deferred 1 year
<b>Engineering-Major Streets</b>		
	Atwood Ave: Schenks Corners	Project deferred 1 year
	Bridge Repair	Program funding increased
	Cottage Grove Rd (I39 To Sprecher)	Project funding decreased
	Darbo Webb Connection	Project funding increased
	Gammon Road, North	Project eliminated from CIP
	Gammon Road, South	Project deferred 2 years, funding decreased
	Jeffy Trail	Project deferred 2 years
	Mckee Rd (CTH PD) Improvements	Project funding increased (County Sources)
	Monroe St	Project deferred 2 years
	Outer Capitol Loop Southeast	Project deferred 2 years
	Park St, S (Olin To RR)	Project deferred 2 years
	Park St, S (W Wash-Olin, Rr-Badger)	Project extended spread over 2 years
	Pleasant View Road	Project extended 2 years; funding increased
	Reconstruction Streets	Program funding increased to reflect TIF funded projects
	Treetops/Feather Edge Drive	Project added to CIP
	Wilson St (Hamilton to MLK)	Project added to CIP
	Wilson St (MLK to King)	Project added to CIP
	Wilson/Williamson St (Frnk-Blnt)	Project advanced 1 year
<b>Engineering - Other Projects</b>		
	Radio System Digital Conversion	Project added to CIP
<b>Engineering - Bicycle and Pedestrian</b>		
	Cap City Trail	Project funding reduced
	Goodman Path	Out-year funding eliminated from CIP.
	West Towne Path	Phase 2 of project deferred 1 year
<b>Fire Department</b>		
	Employee Development Center & EMS	Project deferred 2 years; design in 2019, construction in 2020

Agency	Project	Change
<b>Fleet Service</b>		
	Fleet Service Relocation	Project deferred 2 years; design in 2017, construction in 2019
<b>Information Technology</b>		
	Residential Internet Access Assistance	Project added to 2017 and 2018 CIP
	Tax System Replacement	Project deferred 1 year
<b>Library</b>		
	Central Library Improvements	Project eliminated from CIP
	Relocate Pinney Neighborhood Library	Project funding increased for purchase of land
	Maintenance Support Center	Project funding increased to reflect revised construction estimates
<b>Metro Transit</b>		
	Bus Rapid Transit	Project added to CIP
	Facilities Repairs and Improvement	Program budget increased
	Metro Satellite Facility	Project deferred from 2017 to 2018 as a result of federal funding
	Transit System Upgrades	Primary upgrade expenditures deferred 1 year to 2018
<b>Monona Terrace</b>		
	Monona Terrace Bike Path	Project advanced 1 year; funding shifted from Room Tax to GO Borrowing
	Building and Building Improvements	Portion of project costs (\$200k) shifted from Room Tax to GO Borrowing
<b>Parking Utility</b>		
	Garage Lighting Replacement	Project funding reduced
	Garage Wayfinding Signs	Project funding increased
	Intelligent Transportation System	Project eliminated from CIP
	Overture Center Garage Elevator	Project added to CIP
	Overture Ceter Customer Service CTR	Project added to CIP
	Parking Garage Repairs	Program funding increased
	Single Space Meter Replacement	Project funding increased
	Vehicle Replacement	Program added to CIP
<b>Parks Division</b>		
	Breese Stevens Improvements	Project budget increased
	Central Park Improvements	Project budget decreased
	Dog Park Improvements	Program budget increased
	Elver Park Improvements	Project deferred 1 year, budget increased
	Emerald Ash Borer Mitigation	Project budget increased
	Forest Hill Cemetery Improvements	Project advanced 1 year, budget increased
	James Madison Park Improvements	Project deferred 1 year, budget increased
	Olbrich Botanical Complex	GO Borrowing for project deferred to 2018
	Reindahl Park Improvements	Project eliminated from CIP
	Street Tree Replacement	Program budget decreased
	Vilas Park Improvements	Project deferred 2 years, budget decreased
	Warner Park Community Center	Projects combined, budget increased
	Yahara River Parkway Improvements	Project deferred 2 years
<b>Public Health</b>		
	Remodel of Office Space	Project funding increased
	Replacement of Laboratory Equipment	Project funding for 2017 eliminated from CIP
<b>Planning Division</b>		



Agency	Project	Change
	Inter-City Intermodal Bus Terminal	Project deferred 2 years
<b>Police Department</b>		
	Digital Forensic Lab Replacement	Project deferred 1 year
	Forensic Server Replacement	Project deferred 1 year
	In Car Video Storage	Project funding increased
	Investigative Software/Hardware Upg.	Project 2017 funding eliminated; 2019 deferred to 2020
	Light Bar Replacement Project	Project deferred 1 year
	Midtown District Station	Construction deferred 1 year from 2017 to 2018
<b>Sewer Utility</b>		
	Felland Area Sewer Impact Fee Dist	Project deferred 1 year
<b>Stormwater Utility</b>		
	CIPP Lining Storm Sewer	Program budget decreased
	Lower Badger Mill Creek Watershed	Project deferred 3 years
	Madison Beaches Water Quality Mgmt	Project deferred 1 year
	TMDL Compliance	Project budget increased in 2019 for a TMDL mandated project
	Upper Badger Mill Creek Watershed	Project deferred 2 years
	Willow Creek Storm Sewer	Project deferred 3 years
	Wingra Creek Corridor	Project deferred 4 years
<b>Streets Division</b>		
	Streets Emerald Ash Borer	Program budget decreased
<b>Traffic Engineering</b>		
	Public Safety Radio System	Program funding increased in 2020 and 2022
	Traffic Signal Installation	Program funding reduced
	Utility Undergrounding	Program funding increased
<b>Water Utility</b>		
	Booster Pump Station 109 (Spaanem Ave)	Project added to CIP
	Booster Station #106 Reconstruction	Project budget decreased
	BPS 129 Reconstruction	Project added to CIP
	Far West Elevated Reservoir	Project completion deferred 1 year
	Lakeview Reservoir Reconstruction	Project construction deferred 2 years
	Pump Station Improvements	Program budget increased
	Unit Well No. 8 Reconstruction	Project deferred 2 years; beyond 2017 CIP
	Water Mains Replace Rehab Improve	Program budget decreased
	Water Utility Facility Improvements	Program budget decreased
	Well 19 Iron/Manganese Filter	Project deferred 2 years
	Well 28 Iron and Manganese Filter	Project added to CIP
	Well 29 Filter Capacity Expansion	Project eliminated from CIP
	Well 30 Iron and Manganese Filter	Project added to CIP
	Well 7 Area Hydraulic Improvements	Project added to CIP
	Zone 4 Fire Flow Supply Augment	Project deferred 1 year and total cost increased
	Zones 7 & 8 Supply: Whitney Way	Project deferred 1 year and total cost reduced

**City of Madison: 2017 Capital Budget  
Reauthorization Schedule**

*Executive Budget*

<b>Agency</b>	<b>Project #</b>	<b>Project Name</b>	<b>GO</b>	<b>Other</b>	<b>Total</b>
CDA Redevelopment	10079	Mosaic Ridge Construction Financing	-	190,000	190,000
CDA Redevelopment	10068	Public Housing Redevelopment	300,000	-	300,000
Community Development Division	17110	Affordable Housing Fund	4,193,794	-	4,193,794
Community Development Division	10066	Neighborhood Centers	576,499	-	576,499
Economic Development Division	17073	Co-operative Enterprise Development Entrepreneurship & Small Business	600,000	-	600,000
Economic Development Division	17085	Development Resource Fund	300,000	-	300,000
Economic Development Division	10783	Healthy Retail Access Program	-	100,000	100,000
Economic Development Division	99000	TID 25 Judge Doyle	-	24,000,000	24,000,000
Economic Development Division	99002	TID 36 Capitol Gateway Corridor	7,000,000	-	7,000,000
Economic Development Division	99004	TID 39 Stoughton Road	530,000	-	530,000
Economic Development Division	99009	TID 46 Mineral Point-Odana	2,500,000	-	2,500,000
Engineering - Bicycle and Pedestrian	10143	Cap City Trail	100,000	-	100,000
Engineering - Bicycle and Pedestrian	10144	Goodman Path	480,000	-	480,000
Engineering - Bicycle and Pedestrian	10145	Ice Age Junction	470,000	-	470,000
Engineering - Bicycle and Pedestrian	10165	West Towne Path	611,600	-	611,600
Engineering - Facilities Management	10561	CCB Improvements	146,900	-	146,900
Engineering - Facilities Management	11319	City Fleet Parking-JDS	1,300,000	-	1,300,000
Engineering - Facilities Management	10562	Energy Improvements	80,000	-	80,000
Engineering - Facilities Management	10560	Fire Building Improvements	266,490	-	266,490
Engineering - Facilities Management	10549	General Building Improvements	271,000	-	271,000
Engineering - Facilities Management	10550	MMB Renovation	1,805,000	-	1,805,000
Engineering - Facilities Management	10564	Park Facility Improvements	107,003	-	107,003
Engineering - Facilities Management	10565	Streets Facility Improvements	1,343,027	-	1,343,027
Engineering - Facilities Management	10563	Sustainability Improvements	109,000	-	109,000
Engineering - Major Streets	11127	Atwood Ave: Fair Oaks - Cottage Grv	100,000	-	100,000
Engineering - Major Streets	10228	Buckeye Rd Improvements	72,173	82,500	154,673
Engineering - Major Streets	10903	Capitol Square Pavement Replacement	46,219	-	46,219
Engineering - Major Streets	10429	City View Drive	295,650	3,172,500	3,468,150
Engineering - Major Streets	10230	Cottage Grove Rd (I39 To Sprecher)	12,309	224,000	236,309
Engineering - Major Streets	10233	CTH M (Midtown Area)	1,000	-	1,000
Engineering - Major Streets	10234	Darbo Webb Connection	1,664	-	1,664
Engineering - Major Streets	10441	High Point Rd Bridge Over Beltline	1,000,000	150,000	1,150,000
Engineering - Major Streets	10878	McKenna Boulevard Reconstruction	47,413	-	47,413
Engineering - Major Streets	11131	Mineral Point Rd (Beltline-High Pt)	130,000	-	130,000
Engineering - Major Streets	10540	Pavement Management	1,142,235	359,570	1,501,805
Engineering - Major Streets	10284	Pleasant View Road	-	50,000	50,000
Engineering - Major Streets	10226	Reconstruction Streets	795,000	377,565	1,172,565
Engineering - Major Streets	10218	RR Crossing	40,000	360,000	400,000
Engineering - Major Streets	10204	Rural to Urban Streets	823,820	163,800	987,620
Engineering - Other Projects	11081	Public Drinking Fountains	63,000	-	63,000
Engineering - Other Projects	11084	Underground Storage Tanks	-	5,146	5,146
Fire Department	10376	Communications Equipment	5,000	-	5,000
Fire Department	10381	Fire Building Improvements	5,000	-	5,000
Fire Department	10373	Fire Equipment	130,245	-	130,245
Fleet Service	10305	Fleet Service Relocation	50,000	-	50,000
Information Technology	10042	Enterprise Financial System	1,166,000	-	1,166,000
Information Technology	17400	Hardware/Software Upgrades	281,906	-	281,906
Information Technology	10778	Madison Co-op Internet Utility	14,146	-	14,146

Agency	Project #	Project Name	GO	Other	Total
Information Technology	10703	Neighborhood Center Connectivity	25,322	-	25,322
Information Technology	17401	Network Security	-	25,399	25,399
Information Technology	10043	Property Assessment System	442,125	-	442,125
Library	10001	Maintenance Support Center	2,150,000	-	2,150,000
Library	10002	Relocate Pinney Neighborhd Library	3,655,000	-	3,655,000
Metro Transit	85002	Facilities Repairs and Improvement	66,000	-	66,000
Metro Transit	85001	Transit Coaches	181,000	-	181,000
Parking Utility	17097	Asset Management System	-	150,000	150,000
Parking Utility	1627	Capitol East District Parking Structure	-	6,708,000	6,708,000
Parking Utility	0	Overture Center Garage Elevator	-	148,000	148,000
Parking Utility	1612	Garage Lighting Replacement	-	710,000	710,000
Parking Utility	1606	Garage Wayfinding Signs	-	75,000	75,000
Parking Utility	10396	Judge Doyle Garage	-	13,100,000	13,100,000
Parking Utility	16004	Overture Ctr Customer Service CTR	-	300,000	300,000
Parking Utility	17456	Parking Garage Repairs	-	259,000	259,000
Parking Utility	10397	Revenue Replacement Equipment	-	3,100,000	3,100,000
Parking Utility	10025	Sayle Street	-	10,000	10,000
Parking Utility	1603	Single Space Meter Replacement	-	100,000	100,000
Parks Division	10543	Allied Drive Area Potential Park	81,047	130,000	211,047
Parks Division	10605	Beach And Shoreline Improvements	540,000	-	540,000
Parks Division	17159	Brittingham Park Improvements	185,000	275,000	460,000
Parks Division	10469	Central Park Improvements	-	480,000	480,000
Parks Division	17124	Conservation Park Improvements	80,000	15,000	95,000
Parks Division	17130	Disc Golf Improvements	-	35,000	35,000
Parks Division	17164	Esther Beach Improvements	200,000	-	200,000
Parks Division	17133	Garver at Olbrich Botanical Complex	1,955,000	-	1,955,000
Parks Division	10539	Highland Manor Shelter	117,000	-	117,000
Parks Division	17170	James Madison Park Improvements	50,000	150,000	200,000
Parks Division	17128	Land Acquisition	-	7,650,000	7,650,000
Parks Division	17421	Park Land Improvements	185,055	405,000	590,055
Parks Division	17132	Park Ridge Neighborhood	-	150,000	150,000
Parks Division	17443	Parks Facility Improvements	168,303	-	168,303
Parks Division	17178	Penn Park Improvements	1,440,425	-	1,440,425
Parks Division	17436	Playground/Accessibility Improvements	454,000	272,000	726,000
Parks Division	17182	Street Tree Replacements	-	35,000	35,000
Police Department	10390	Midtown District Station	600,000	-	600,000
Police Department	10945	Police Building Improvements	137,148	-	137,148
Police Department	10770	Body Cameras	75,000	-	75,000
Sewer Utility	17097	Asset Management System	-	200,000	200,000
Sewer Utility	11155	Verona Road Phase 2	-	150,000	150,000
Stormwater Utility	17097	Asset Managemenet System	-	200,000	200,000
Stormwater Utility	10329	Backyard Drainage Problems	45,000	-	45,000
Stormwater Utility	10315	Dredging Projects	90,000	10,000	100,000
Stormwater Utility	10312	Greenway Improvements	105,000	-	105,000
Stormwater Utility	10318	Inter-Municipal Stormwater Mgmt	853,756	425,000	1,278,756
Stormwater Utility	10552	Local (Public) Drainage Problems	125,000	-	125,000
Stormwater Utility	10340	Shorelines	1,140,000	60,000	1,200,000
Stormwater Utility	10335	Starkweather Creek Watershed	359,638	40,000	399,638
Stormwater Utility	10317	Storm Box Replacement	270,000	-	270,000
Stormwater Utility	10313	Stormwater Basins	529,072	-	529,072
Stormwater Utility	10369	TMDL Compliance	1,086,011	85,000	1,171,011
Stormwater Utility	10344	Urban Best Management Practices	600	-	600
Streets Division	11052	Blacktop Bowman Field	30,000	-	30,000
Streets Division	11002	Streets Equipment	97,092	-	97,092

Agency	Project #	Project Name	GO	Other	Total
Streets Division	11001	Streets Minor Building Imp and Rep	244,375	-	244,375
Traffic Engineering	10420	Public Safety Radio System	424,823	-	424,823
Traffic Engineering	10418	Street Light Installation	12,089	325,000	337,089
Traffic Engineering	10428	Traffic Safety Infrastructure	150,000	-	150,000
Traffic Engineering	10427	Traffic Signal Installation	256,656	110,000	366,656
Traffic Engineering	17071	Wayfinding Signage	250,000	-	250,000
Water Utility	10435	Arbor Hills Fire Flow Supply	-	642,000	642,000
Water Utility	17097	Asset Management System	-	200,000	200,000
Water Utility	10444	Booster Station #106 Reconstruction	-	880,000	880,000
Water Utility	10445	Far West Elevated Reservoir	-	194,000	194,000
Water Utility	10439	Lakeview Reservoir Reconstruction	-	1,121,000	1,121,000
Water Utility	10446	Pump Station Improvements	-	148,000	148,000
Water Utility	32	Unit Well 12 Conversion to a Two Zone Well	-	719,000	719,000
Water Utility	10944	Unit Well No. 8 Reconstruction	-	25,000	25,000
Water Utility	10856	Water Mains - New	-	200,000	200,000
Water Utility	10440	Water Utility Facility Improvements	-	200,000	200,000
Water Utility	10448	Well 19 Iron/Manganese Filter	-	115,000	115,000
<b>TOTAL</b>			<b>\$ 48,169,630</b>	<b>\$ 69,566,480</b>	<b>\$ 117,736,110</b>

**City of Madison: 2017 Capital Budget  
Cancellations & Postponements**

*Executive Budget*

<b>Agency</b>	<b>Project #</b>	<b>Project Name</b>	<b>Amount</b>	<b>Notes</b>
Engineering - Major Streets	10230	Cottage Grove Rd (I39 To Sprecher)	169,469	5
Engineering - Major Streets	10284	Pleasant View Road	150,000	5
Engineering - Major Streets	11142	Reconstruct Streets	287,720	5
Engineering - Major Streets	11124	Rr Crossing	20,000	5
Engineering - Major Streets	11141	Rural To Urban	160,675	5
Engineering - Other Projects	11082	Right Of Way Landscape Tree	93,000	5
Engineering - Bicycle and Pedestrian	11108	Bikeways	3,123	5
Engineering - Bicycle and Pedestrian	10154	Cap City Trail	210,000	5
Engineering - Bicycle and Pedestrian	10547	Ped/Bike Infra Enhancements	160,235	5
Engineering - Bicycle and Pedestrian	11113	Safe Routes Grants	150,000	5
Parks Division	17420	Beach And Shoreline Improvements	45,000	5
Parks Division	17124	Conservation Park Improvements	80,000	5
Parks Division	17148	Emerald Ash Borer Mitigation	177,451	5
Parks Division	17443	Park Facility Improvements	360,000	5
Parks Division	17421	Park Land Improvements	70,000	5
Parks Division	17436	Playground/Accessibility Improvmnts	196,882	5
Parks Division	17182	Street Tree Replacements	50,000	5
Parks Division	17184	Vilas Park Improvements	100,000	5
Stormwater Utility	10903	Capital Square Pvmnt Replacement	46,219	5
Stormwater Utility	10558	Cipp Lining Storm Sewer	20,000	5
Stormwater Utility	10240	Jeffy Trail Improvements	45,000	3
Stormwater Utility	10948	Lower Badger Mill Creek Watershed	180,000	5
Stormwater Utility	10323	Major Roadway Culvert Crossings	115,000	5
Stormwater Utility	10540	Pavement Management	2,000	5
Stormwater Utility	10204	Rural To Urban Streets	45,000	5
Stormwater Utility	10947	Storm Sewer With Streets Projects	97,600	5
Stormwater Utility	10344	Urban Best Management Practices	803,196	5
Stormwater Utility	10165	West Towne Path	75,000	5
Stormwater Utility	10450	Trenchless Sewer Rehab	6,119	5
Streets Division	11007	Streets Biodigester	35,885	2
Streets Division	11008	Streets Emerald Ash Borer	100,000	5
Streets Division	11005	Streets Yard Improvements	625,000	5
Traffic Engineering	45031	Traffic Safety Infrastructure 2016	150,000	5
<b>TOTAL</b>			<b>\$ 4,829,574</b>	

**Notes**

- 2 Project not moving forward
- 3 Slowed implemenation; not as much funding needed moving forward
- 5 Project completed underbudget



# *Agency Capital Budgets*

2017 Capital Improvement Plan:  
Executive Budget





**City of Madison: 2017 Capital Budget**  
**Capital Improvement Plan**

*Executive Budget*

**Agency:** CDA Redevelopment

**Project Summary**

	2017	2018	2019	2020	2021	2022
2230 Broadway	1,000,000	500,000	500,000	-	-	-
CDA Red. - Village on Park	600,000	170,000	-	-	-	-
Mosaic Ridge Construction Financing	300,000	300,000	300,000	-	-	-
Public Housing Redevelopment	200,000	100,000	150,000	250,000	-	-
<b>Total</b>	<b>\$ 2,100,000</b>	<b>\$ 1,070,000</b>	<b>\$ 950,000</b>	<b>\$ 250,000</b>	<b>\$ -</b>	<b>\$ -</b>

**Changes from 2016 CIP**

Project	Change
2230 Broadway	Project transferred from CDD Budget for construction of Bridge Lake Point Neighborhood Center
CDA Red. - Village on Park	Project budget increased

**City of Madison: 2017 Capital Budget  
Expense & Funding Schedule**

*Executive Budget*

**Agency:** CDA Redevelopment

**2017 CIP by Expenditure Type**

	2017	2018	2019	2020	2021	2022
Building	870,000	440,000	270,000	-	-	-
Land Improvements	200,000	-	-	-	-	-
Loans	1,030,000	530,000	530,000	-	-	-
Other	-	100,000	150,000	250,000	-	-
<b>Total</b>	<b>\$ 2,100,000</b>	<b>\$ 1,070,000</b>	<b>\$ 950,000</b>	<b>\$ 250,000</b>	<b>\$ -</b>	<b>\$ -</b>

**2017 CIP by Funding Source**

	2017	2018	2019	2020	2021	2022
GF GO Borrowing	800,000	270,000	150,000	250,000	-	-
Reserves Applied	300,000	300,000	300,000	-	-	-
TIF Proceeds	1,000,000	500,000	500,000	-	-	-
<b>Total</b>	<b>\$ 2,100,000</b>	<b>\$ 1,070,000</b>	<b>\$ 950,000</b>	<b>\$ 250,000</b>	<b>\$ -</b>	<b>\$ -</b>

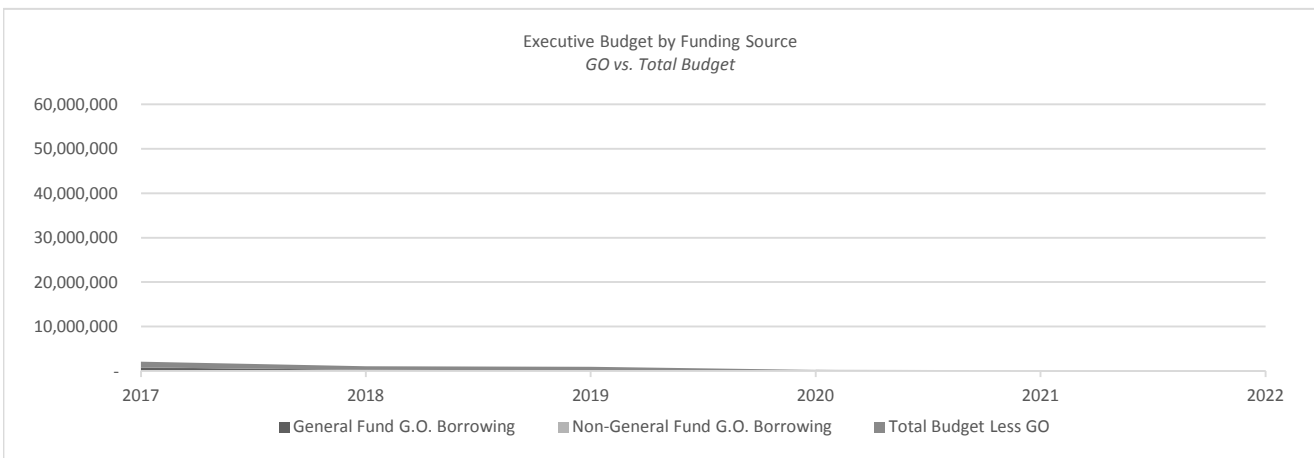
**Borrowing Summary**

*Borrowing Schedule*

	2017	2018	2019	2020	2021	2022
General Fund G.O. Borrowing	800,000	270,000	150,000	250,000	-	-
Non-General Fund G.O. Borrowing	-	-	-	-	-	-
<b>Total</b>	<b>\$ 800,000</b>	<b>\$ 270,000</b>	<b>\$ 150,000</b>	<b>\$ 250,000</b>	<b>\$ -</b>	<b>\$ -</b>

*Annual Debt Service*

General Fund G.O. Borrowing	104,000	35,100	19,500	32,500	-	-
Non-General Fund G.O. Borrowing	-	-	-	-	-	-



## City of Madison: 2017 Capital Budget

### Project Summary

#### Executive Budget

**Agency:** CDA Redevelopment

**Project:** 2230 Broadway **Project #:** 2

**Project Description:**

This project includes funding for the design and construction of a mixed use affordable housing development with first floor commercial/community space including space to be leased to the Bridge Lake Point Community Center. The goal of the project is to create affordable rental housing with good access to transportation and services. Progress will be measured by completion of construction of affordable housing units added by the project. Project design will take place in 2017, construction will occur in 2018 and 2019.

#### Project Budget by Funding Source

	Reauth	2017	2018	2019	2020	2021	2022
TIF Proceeds	-	1,000,000	500,000	500,000	-	-	-
<b>Total</b>	<b>\$ -</b>	<b>\$ 1,000,000</b>	<b>\$ 500,000</b>	<b>\$ 500,000</b>	<b>\$ -</b>	<b>\$ -</b>	<b>\$ -</b>

**Project:** CDA Red. - Village on Park **Project #:** 10578

**Project Description:**

This project will replace the existing roof at The Village on Park. The project is designed to eliminate roof leaks and encapsulate asbestos on the underside of the roof deck. Progress will be measured by reduction in maintenance costs resulting from leaks. The project timeline includes construction beginning in 2017, with completion in 2018.

#### Project Budget by Funding Source

	Reauth	2017	2018	2019	2020	2021	2022
GF GO Borrowing	-	600,000	170,000	-	-	-	-
<b>Total</b>	<b>\$ -</b>	<b>\$ 600,000</b>	<b>\$ 170,000</b>	<b>\$ -</b>	<b>\$ -</b>	<b>\$ -</b>	<b>\$ -</b>

**Project:** Mosaic Ridge Construction Financing **Project #:** 10079

**Project Description:**

This project funds the construction of the Mosaic Ridge housing development. The goal of the project is to improve the housing stock in the Allied Drive neighborhood. Progress will be measured by the successful sale of homes to low and moderate income residents, and stable or increasing value of the homes. The project timeline calls for construction to begin in 2017 and be completed in 2019.

#### Project Budget by Funding Source

	Reauth	2017	2018	2019	2020	2021	2022
Reserves Applied	190,000	300,000	300,000	300,000	-	-	-
<b>Total</b>	<b>\$ 190,000</b>	<b>\$ 300,000</b>	<b>\$ 300,000</b>	<b>\$ 300,000</b>	<b>\$ -</b>	<b>\$ -</b>	<b>\$ -</b>

**Project:** Public Housing Redevelopment **Project #:** 10068

**Project Description:**

This program funds planning and implementation of public housing redevelopment in 2014 through 2019. The goal of this program is to provide quality affordable housing for low income seniors and people with disabilities. Progress will be measured by the completion of renovation or new construction of modern affordable housing. The program timeline calls for demolition of Truax Phase 2 in 2017 as well as predevelopment work on the Triangle complex.

#### Project Budget by Funding Source

	Reauth	2017	2018	2019	2020	2021	2022
GF GO Borrowing	300,000	200,000	100,000	150,000	250,000	-	-
<b>Total</b>	<b>\$ 300,000</b>	<b>\$ 200,000</b>	<b>\$ 100,000</b>	<b>\$ 150,000</b>	<b>\$ 250,000</b>	<b>\$ -</b>	<b>\$ -</b>



**City of Madison: 2017 Capital Budget**  
**Capital Improvement Plan**

*Executive Budget*

**Agency: Community Development Division**

**Project Summary**

	2017	2018	2019	2020	2021	2022
Affordable Housing Fund	4,500,000	4,500,000	4,500,000	4,500,000	4,500,000	4,500,000
<b>Total</b>	<b>\$ 4,500,000</b>	<b>\$ 4,500,000</b>	<b>\$ 4,500,000</b>	<b>\$ 4,500,000</b>	<b>\$ 4,500,000</b>	<b>\$ 4,500,000</b>

**Changes from 2016 CIP**

Project	Change
Neighborhood Centers	Funding for Bridge Lake Point Neighborhood Center transferred to CDA Redvelopment budget

## City of Madison: 2017 Capital Budget Expense & Funding Schedule

### Executive Budget

Agency: Community Development Division

#### 2017 CIP by Expenditure Type

	2017	2018	2019	2020	2021	2022
Land Improvements	4,500,000	4,500,000	4,500,000	4,500,000	4,500,000	4,500,000
<b>Total</b>	<b>\$ 4,500,000</b>	<b>\$ 4,500,000</b>	<b>\$ 4,500,000</b>	<b>\$ 4,500,000</b>	<b>\$ 4,500,000</b>	<b>\$ 4,500,000</b>

#### 2017 CIP by Funding Source

	2017	2018	2019	2020	2021	2022
GF GO Borrowing	4,500,000	475,000	4,500,000	1,770,000	2,250,000	2,250,000
State Sources	-	-	-	-	2,250,000	2,250,000
TIF Proceeds	-	4,025,000	-	2,730,000	-	-
<b>Total</b>	<b>\$ 4,500,000</b>	<b>\$ 4,500,000</b>	<b>\$ 4,500,000</b>	<b>\$ 4,500,000</b>	<b>\$ 4,500,000</b>	<b>\$ 4,500,000</b>

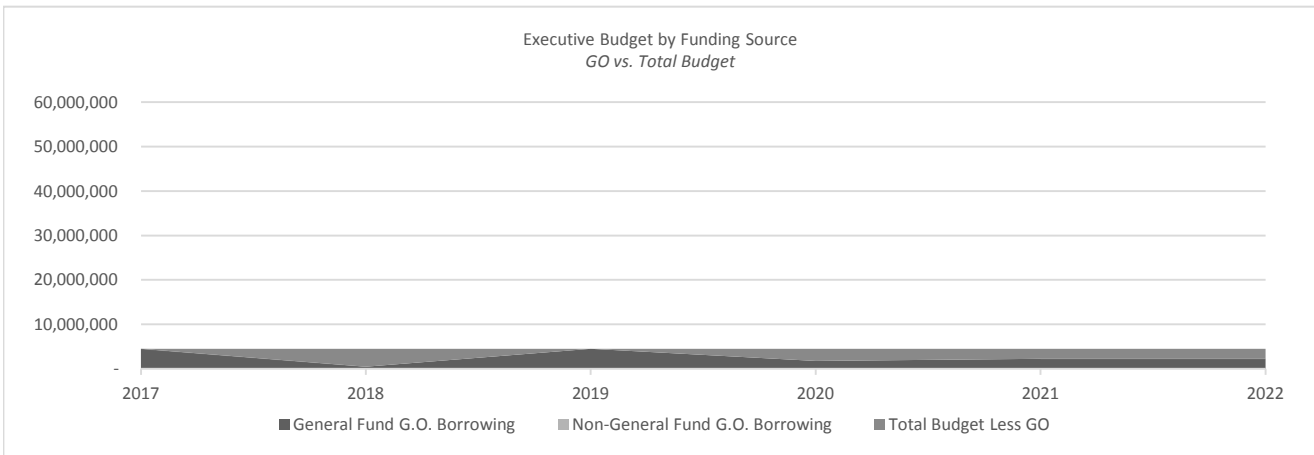
#### Borrowing Summary

##### Borrowing Schedule

	2017	2018	2019	2020	2021	2022
General Fund G.O. Borrowing	4,500,000	475,000	4,500,000	1,770,000	2,250,000	2,250,000
Non-General Fund G.O. Borrowing	-	-	-	-	-	-
<b>Total</b>	<b>\$ 4,500,000</b>	<b>\$ 475,000</b>	<b>\$ 4,500,000</b>	<b>\$ 1,770,000</b>	<b>\$ 2,250,000</b>	<b>\$ 2,250,000</b>

##### Annual Debt Service

General Fund G.O. Borrowing	585,000	61,750	585,000	230,100	292,500	292,500
Non-General Fund G.O. Borrowing	-	-	-	-	-	-



## City of Madison: 2017 Capital Budget

### Project Summary

#### Executive Budget

**Agency:** Community Development Division

**Project:** Affordable Housing Fund **Project #:** 17110

**Project Description:**

This program continues a major initiative to expand and improve the supply of affordable housing in Madison. The program's desired outcome is to leverage other public and private resources to support efforts to improve and expand the supply of quality, affordable housing accessible to low-and moderate-income households in the City of Madison. Progress will be measured by the production of 50 units of permanent supportive housing serving persons in the community who are homeless, and 150 units of new rental housing serving households with incomes at or below 60% of the County's median income. The 2017 project timeline calls for \$4.5 million in loans to be allocated to 4 different projects.

#### Project Budget by Funding Source

	Reauth	2017	2018	2019	2020	2021	2022
GF GO Borrowing	4,193,794	4,500,000	475,000	4,500,000	1,770,000	2,250,000	2,250,000
State Sources	-	-	-	-	-	2,250,000	2,250,000
TIF Proceeds	-	-	4,025,000	-	2,730,000	-	-
<b>Total</b>	<b>\$ 4,193,794</b>	<b>\$ 4,500,000</b>	<b>\$ 4,500,000</b>	<b>\$ 4,500,000</b>	<b>\$ 4,500,000</b>	<b>\$ 4,500,000</b>	<b>\$ 4,500,000</b>

**Project:** Neighborhood Centers **Project #:** 10066

**Project Description:**

This project provides ongoing funding to support, at the direction of the Mayor and Common Council, capital costs associated with expanding or renovating existing neighborhood centers as well as developing new centers. The funding is for planning, design work, property acquisition, or construction of the Griff's location in the Park Ridge/Park Edge Neighborhood.

#### Project Budget by Funding Source

	Reauth	2017	2018	2019	2020	2021	2022
GF GO Borrowing	576,499	-	-	-	-	-	-
<b>Total</b>	<b>\$ 576,499</b>	<b>\$ -</b>	<b>\$ -</b>	<b>\$ -</b>	<b>\$ -</b>	<b>\$ -</b>	<b>\$ -</b>



**City of Madison: 2017 Capital Budget**  
**2017 Appropriation**

*Executive Budget*

**Agency: Community Development Division**

**2017 Appropriation**

**Executive Budget**

	Request	Executive	GO Borrowing	Other	Total
Affordable Housing Fund	4,500,000	4,500,000	4,500,000	-	4,500,000
<b>Total</b>	<b>\$ 4,500,000</b>	<b>\$ 4,500,000</b>	<b>\$ 4,500,000</b>	<b>\$ -</b>	<b>\$ 4,500,000</b>

**Reauthorized Appropriation**

	GO Borrowing	Other	Total
Affordable Housing Fund	4,193,794	-	4,193,794
Neighborhood Centers	576,499	-	576,499
<b>Total</b>	<b>\$ 4,770,293</b>	<b>\$ -</b>	<b>\$ 4,770,293</b>

**TOTAL 2017 APPROPRIATION** **\$ 9,270,293** **\$ -** **\$ 9,270,293**

**City of Madison: 2017 Capital Budget**  
**Capital Improvement Plan**

*Executive Budget*

**Agency: Economic Development Division**

**Project Summary**

	2017	2018	2019	2020	2021	2022
Center for Industry and Commerce	40,000	40,000	40,000	40,000	40,000	40,000
Co-operative Enterprise Development	-	600,000	600,000	600,000	-	-
Entrepreneurship & Small Business Devel	-	300,000	-	-	-	-
Healthy Retail Access Program	300,000	300,000	300,000	300,000	300,000	-
Housing Employers Study	-	30,000	-	30,000	-	30,000
Public Market	1,200,000	11,800,000	-	-	-	-
TID 32 State Street	507,000	-	-	-	-	-
TID 36 Capitol Gateway Corridor	6,135,000	135,000	135,000	135,000	135,000	135,000
TID 37 Union Corners	30,000	30,000	30,000	30,000	30,000	30,000
TID 39 Stoughton Road	30,000	30,000	30,000	30,000	30,000	30,000
TID 42 Wingra	30,000	30,000	30,000	30,000	30,000	30,000
TID 43 Park/Drake	250,000	250,000	250,000	-	-	-
TID 45 Cap Square West	1,695,000	-	-	-	-	-
<b>Total</b>	<b>\$ 10,217,000</b>	<b>\$ 13,545,000</b>	<b>\$ 1,415,000</b>	<b>\$ 1,195,000</b>	<b>\$ 565,000</b>	<b>\$ 295,000</b>

**Changes from 2016 CIP**

Project	Change
TID 32 State Street	New projects added in anticipation of district closure in 2018
TID 25 Judge Doyle Project	Reauthorizing amount for approved development project.

# City of Madison: 2017 Capital Budget Expense & Funding Schedule

## Executive Budget

Agency: Economic Development Division

### 2017 CIP by Expenditure Type

	2017	2018	2019	2020	2021	2022
Building	7,200,000	11,800,000	-	-	-	-
Land Improvements	40,000	40,000	40,000	40,000	40,000	40,000
Loans	250,000	250,000	250,000	-	-	-
Other	1,032,000	1,455,000	1,125,000	1,155,000	525,000	255,000
Street	1,695,000	-	-	-	-	-
<b>Total</b>	<b>\$ 10,217,000</b>	<b>\$ 13,545,000</b>	<b>\$ 1,415,000</b>	<b>\$ 1,195,000</b>	<b>\$ 565,000</b>	<b>\$ 295,000</b>

### 2017 CIP by Funding Source

	2017	2018	2019	2020	2021	2022
GF GO Borrowing	1,200,000	4,320,000	940,000	970,000	340,000	70,000
Non-GF GO Borrowing	6,135,000	135,000	135,000	135,000	135,000	135,000
Federal Sources	-	6,250,000	-	-	-	-
Private Contribution/Donation	-	2,500,000	-	-	-	-
TIF Proceeds	2,542,000	340,000	340,000	90,000	90,000	90,000
Transfer from General Fund	340,000	-	-	-	-	-
<b>Total</b>	<b>\$ 10,217,000</b>	<b>\$ 13,545,000</b>	<b>\$ 1,415,000</b>	<b>\$ 1,195,000</b>	<b>\$ 565,000</b>	<b>\$ 295,000</b>

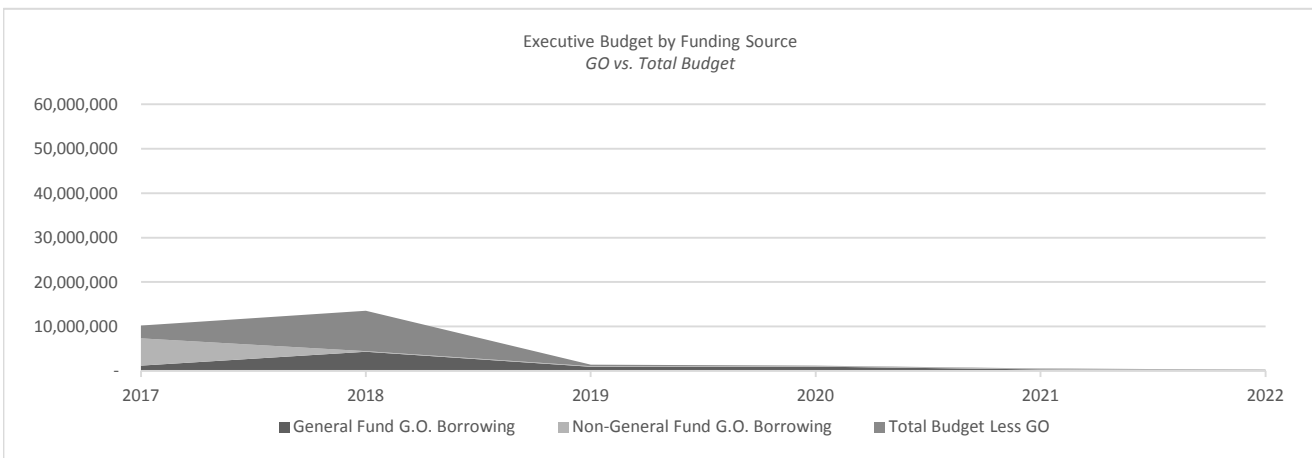
### Borrowing Summary

#### Borrowing Schedule

	2017	2018	2019	2020	2021	2022
General Fund G.O. Borrowing	1,200,000	4,320,000	940,000	970,000	340,000	70,000
Non-General Fund G.O. Borrowing	6,135,000	135,000	135,000	135,000	135,000	135,000
<b>Total</b>	<b>\$ 7,335,000</b>	<b>\$ 4,455,000</b>	<b>\$ 1,075,000</b>	<b>\$ 1,105,000</b>	<b>\$ 475,000</b>	<b>\$ 205,000</b>

#### Annual Debt Service

General Fund G.O. Borrowing	156,000	561,600	122,200	126,100	44,200	9,100
Non-General Fund G.O. Borrowing	797,550	17,550	17,550	17,550	17,550	17,550



## City of Madison: 2017 Capital Budget

### Project Summary

#### Executive Budget

**Agency:** Economic Development Division

**Project:** Center for Industry and Commerce **Project #:** 10070

**Project Description:**

This program funds holding, maintenance, and marketing costs for the 96 acre Center for Industry and Commerce. The goal of the program is to attract and retain companies within the City of Madison. Progress is being measured by the amount of City property sold, the number of businesses located in the CIC, and the tax base of the CIC.

#### Project Budget by Funding Source

	Reauth	2017	2018	2019	2020	2021	2022
GF GO Borrowing	-	-	40,000	40,000	40,000	40,000	40,000
Transfer from General Fund	-	40,000	-	-	-	-	-
<b>Total</b>	<b>\$ -</b>	<b>\$ 40,000</b>	<b>\$ 40,000</b>	<b>\$ 40,000</b>	<b>\$ 40,000</b>	<b>\$ 40,000</b>	<b>\$ 40,000</b>

**Project:** Co-operative Enterprise Development **Project #:** 17073

**Project Description:**

This program funds grant opportunities and training for co-operative enterprises for purposes of job creation and development. The goal of the program is to grow the number of business cooperatives within the community, while helping to support existing business cooperatives. The outcome will be measured by the number of existing and potential business cooperatives that receive technical assistance furnished by the service provider, the dollar value of financial assistance provided to business cooperatives, and the number of jobs maintained or created. The proposed funding will provide assistance for 3 to 6 businesses.

#### Project Budget by Funding Source

	Reauth	2017	2018	2019	2020	2021	2022
GF GO Borrowing	600,000	-	600,000	600,000	600,000	-	-
<b>Total</b>	<b>\$ 600,000</b>	<b>\$ -</b>	<b>\$ 600,000</b>	<b>\$ 600,000</b>	<b>\$ 600,000</b>	<b>\$ -</b>	<b>\$ -</b>

**Project:** Entrepreneurship & Small Business Development **Project #:** 10785  
Resource Fund

**Project Description:**

This program provides funds to catalyze investment in early-stage companies and small businesses headquartered in the City of Madison for the purposes of job creation and economic development. The goal is to increase the number of new high-tech firms and resulting employment, with an emphasis on woman and minority owned businesses. The outcome will be measured by the number of existing and potential technology firms receiving technical assistance by the service provider, the number of firms receiving financial support from the service provider, and the resulting number of jobs. The proposed funding will provide assistance for 3 to 6 businesses.

#### Project Budget by Funding Source

	Reauth	2017	2018	2019	2020	2021	2022
GF GO Borrowing	300,000	-	300,000	-	-	-	-
<b>Total</b>	<b>\$ 300,000</b>	<b>\$ -</b>	<b>\$ 300,000</b>	<b>\$ -</b>	<b>\$ -</b>	<b>\$ -</b>	<b>\$ -</b>

**Project:** Healthy Retail Access Program

**Project #:** 10783

**Project Description:**

This program provides grant opportunities for projects that aim to improve access to affordable, healthy, and culturally appropriate retail within the areas of focus, as identified in the Food Access Improvement Map. The desired outcome is to improve resident access to healthy food throughout the City. Progress will be measured by maintaining the number of new healthy food options offered by retailers citywide; as well as, by the number of individuals who have increased access to healthy food options.

**Project Budget by Funding Source**

	Reauth	2017	2018	2019	2020	2021	2022
GF GO Borrowing	100,000	-	300,000	300,000	300,000	300,000	-
Transfer from General Fund	-	300,000	-	-	-	-	-
<b>Total</b>	<b>\$ 100,000</b>	<b>\$ 300,000</b>	<b>\$ 300,000</b>	<b>\$ 300,000</b>	<b>\$ 300,000</b>	<b>\$ 300,000</b>	<b>\$ -</b>

**Project:** Housing Employers Study

**Project #:** 65316

**Project Description:**

This program supports development of a biennial housing report. The goal of the project is to gain a greater understanding of housing needs citywide from the perspective of employers and their employees. Progress can be determined by evaluating the use of the study's results in future planning and policy decisions. The study was last conducted in 2014.

**Project Budget by Funding Source**

	Reauth	2017	2018	2019	2020	2021	2022
GF GO Borrowing	-	-	30,000	-	30,000	-	30,000
<b>Total</b>	<b>\$ -</b>	<b>\$ -</b>	<b>\$ 30,000</b>	<b>\$ -</b>	<b>\$ 30,000</b>	<b>\$ -</b>	<b>\$ 30,000</b>

**Project:** Public Market

**Project #:** 10069

**Project Description:**

This project provides funding for costs associated with the land acquisition, planning, design, site preparation and construction for a Madison Public Market. The goal of the project is to facilitate the retention, development, and expansion of food based businesses and their related employment. Progress will be measured by the number of businesses and employees located within the Public Market. The recommended schedule anticipates construction of the Public Market at Washington Plaza located at First Street and East Washington Avenue.

**Project Budget by Funding Source**

	Reauth	2017	2018	2019	2020	2021	2022
Federal Sources	-	-	6,250,000	-	-	-	-
GF GO Borrowing	-	1,200,000	3,050,000	-	-	-	-
Private Contribution/Donation	-	-	2,500,000	-	-	-	-
<b>Total</b>	<b>\$ -</b>	<b>\$ 1,200,000</b>	<b>\$ 11,800,000</b>	<b>\$ -</b>	<b>\$ -</b>	<b>\$ -</b>	<b>\$ -</b>

**Project:** TID 25 Judge Doyle Project

**Project #:** 99000

**Project Description:**

This program supports projects within TID 25, created in 1995. The district is located on the south side of the Capitol Square in Madison's downtown. The current incremental value of TID 25 is \$157.7 million. Projects planned for 2017 include: (1) construction of an underground parking ramp to replace the Government East parking structure (2) Wilson Street (Hamilton to MLK) pavement replacement. Funding for the Wilson St project is reflected in the Engineering Major Streets.

**Project Budget by Funding Source**

	Reauth	2017	2018	2019	2020	2021	2022
TIF Proceeds	24,000,000	-	-	-	-	-	-
<b>Total</b>	<b>\$ 24,000,000</b>	<b>\$ -</b>	<b>\$ -</b>	<b>\$ -</b>	<b>\$ -</b>	<b>\$ -</b>	<b>\$ -</b>

**Project:** TID 32 State Street **Project #:** 99001

**Project Description:**

This program supports projects within TID 32, created in 2003. The district is located in the 100-400 blocks of State Street. The TID boundaries were amended in 2011 to extend the TID to include an area defined by E. Johnson Street on the east, James Madison Park on the north and Lake Mendota on the west. The current incremental value of the district is \$311.3 million. Projects planned for 2017 include: (1) Retail Grants (2) Historical Studies (3) Banner Replacements (4) Furniture. See TID 32 Cash Flow Statement on page 210 for a full listing of projects.

**Project Budget by Funding Source**

	Reauth	2017	2018	2019	2020	2021	2022
TIF Proceeds	-	507,000	-	-	-	-	-
<b>Total</b>	<b>\$ -</b>	<b>\$ 507,000</b>	<b>\$ -</b>	<b>\$ -</b>	<b>\$ -</b>	<b>\$ -</b>	<b>\$ -</b>

**Project:** TID 36 Capitol Gateway Corridor **Project #:** 99002

**Project Description:**

This program supports projects within TID 36, created in 2005. The district is located in downtown Madison and includes the area generally bounded by First Street, East Washington Avenue, and Blount and East Wilson Streets. The current incremental value of the district is \$91.1 million. Projects planned for 2017 include construction of the Capitol East Parking Structure. Of the \$13 million designated for the parking structure, up to \$4 million will be paid for by the General Fund, depending on final increment calculations of the TID. The Starting Block project is scheduled for 2017. This project will be funded by a payment from the developer; these funds will not flow through TID 36 but rather a payment directly from the developer to Starting Block.

**Project Budget by Funding Source**

	Reauth	2017	2018	2019	2020	2021	2022
Non-GF GO Borrowing	7,000,000	6,135,000	135,000	135,000	135,000	135,000	135,000
TIF Proceeds	-	-	-	-	-	-	-
<b>Total</b>	<b>\$ 7,000,000</b>	<b>\$ 6,135,000</b>	<b>\$ 135,000</b>	<b>\$ 135,000</b>	<b>\$ 135,000</b>	<b>\$ 135,000</b>	<b>\$ 135,000</b>

**Project:** TID 37 Union Corners **Project #:** 99003

**Project Description:**

This program supports projects within TID 37, created in 2006. The district is located on Madison's east side. The current incremental value of the district is \$29.2 million. Projects planned for 2017 include street tree replacements within the district and holding costs.

**Project Budget by Funding Source**

	Reauth	2017	2018	2019	2020	2021	2022
TIF Proceeds	-	30,000	30,000	30,000	30,000	30,000	30,000
<b>Total</b>	<b>\$ -</b>	<b>\$ 30,000</b>	<b>\$ 30,000</b>	<b>\$ 30,000</b>	<b>\$ 30,000</b>	<b>\$ 30,000</b>	<b>\$ 30,000</b>

**Project:** TID 39 Stoughton Road **Project #:** 99004

**Project Description:**

This program supports projects within TID 39, created in 2008. The district is located within an area generally bounded by South Stoughton Road, Cottage Grove Road, Interstate 39/90 and the property line between Voges Road and the Beltline. The current incremental value of the district is \$8.9 million. Projects planned for 2017 include street tree replacement within the district and holding costs.

**Project Budget by Funding Source**

	Reauth	2017	2018	2019	2020	2021	2022
Non-GF GO Borrowing	530,000	-	-	-	-	-	-
TIF Proceeds	-	30,000	30,000	30,000	30,000	30,000	30,000
<b>Total</b>	<b>\$ 530,000</b>	<b>\$ 30,000</b>	<b>\$ 30,000</b>	<b>\$ 30,000</b>	<b>\$ 30,000</b>	<b>\$ 30,000</b>	<b>\$ 30,000</b>

**Project:** TID 42 Wingra **Project #:** 99005

**Project Description:**

This program supports projects within TID 42, created in 2012. The district is located on Madison's south side. The TID boundaries are generally South Park Street, West Wingra Drive, and Fish Hatchery Road. The current incremental value of the district is \$17.9 million. Projects planned for 2017 include street tree replacements within the district and holding costs.

**Project Budget by Funding Source**

	Reauth	2017	2018	2019	2020	2021	2022
TIF Proceeds	-	30,000	30,000	30,000	30,000	30,000	30,000
<b>Total</b>	<b>\$ -</b>	<b>\$ 30,000</b>	<b>\$ 30,000</b>	<b>\$ 30,000</b>	<b>\$ 30,000</b>	<b>\$ 30,000</b>	<b>\$ 30,000</b>

**Project:** TID 43 Park/Drake **Project #:** 99006

**Project Description:**

This program supports projects within TID 43, created in 2013. The district is located in central Madison. The current incremental value of the district is \$28.9 million. Projects planned for 2017 include the Small Cap TIF Loan Program.

**Project Budget by Funding Source**

	Reauth	2017	2018	2019	2020	2021	2022
TIF Proceeds	-	250,000	250,000	250,000	-	-	-
<b>Total</b>	<b>\$ -</b>	<b>\$ 250,000</b>	<b>\$ 250,000</b>	<b>\$ 250,000</b>	<b>\$ -</b>	<b>\$ -</b>	<b>\$ -</b>

**Project:** TID 45 Cap Square West **Project #:** 99008

**Project Description:**

This program supports projects within TID 45, created in 2015. The district is located on the west side of the Capitol Square. The current incremental value of the district is -\$1.6 million. Projects planned for 2017 include Capitol Square pavement replacement.

**Project Budget by Funding Source**

	Reauth	2017	2018	2019	2020	2021	2022
TIF Proceeds	-	1,695,000	-	-	-	-	-
<b>Total</b>	<b>\$ -</b>	<b>\$ 1,695,000</b>	<b>\$ -</b>	<b>\$ -</b>	<b>\$ -</b>	<b>\$ -</b>	<b>\$ -</b>

**Project:** TID 46 Mineral Point-Odana **Project #:** 99009

**Project Description:**

This program supports projects within TID 46-Mineral Point-Odana, created in 2015. The district is located on the west side of Madison. The current incremental value of the district is \$10.7 million. Projects planned for 2017 include a potential business expansion.

**Project Budget by Funding Source**

	Reauth	2017	2018	2019	2020	2021	2022
Non-GF GO Borrowing	2,500,000	-	-	-	-	-	-
<b>Total</b>	<b>\$ 2,500,000</b>	<b>\$ -</b>	<b>\$ -</b>	<b>\$ -</b>	<b>\$ -</b>	<b>\$ -</b>	<b>\$ -</b>



**City of Madison: 2017 Capital Budget**  
**2017 Appropriation**

*Executive Budget*

**Agency: Economic Development Division**

**2017 Appropriation**

**Executive Budget**

	<b>Request</b>	<b>Executive</b>	<b>GO Borrowing</b>	<b>Other</b>	<b>Total</b>
Public Market	1,200,000	1,200,000	1,200,000	-	1,200,000
Center for Industry and Commerce	40,000	40,000	-	40,000	40,000
Healthy Retail Access Program	300,000	300,000	-	300,000	300,000
Entrepreneurship & Small Business Development Resc	300,000	-	-	-	-
Co-operative Enterprise Development	600,000	-	-	-	-
TID 32 State Street	2,007,000	507,000	-	507,000	507,000
TID 36 Capitol Gateway Corridor	6,135,000	6,135,000	6,135,000	-	6,135,000
TID 37 Union Corners	30,000	30,000	-	30,000	30,000
TID 39 Stoughton Road	30,000	30,000	-	30,000	30,000
TID 42 Wingra	30,000	30,000	-	30,000	30,000
TID 43 Park/Drake	250,000	250,000	-	250,000	250,000
TID 45 Cap Square West	1,695,000	1,695,000	-	1,695,000	1,695,000
<b>Total</b>	<b>\$ 12,617,000</b>	<b>\$ 10,217,000</b>	<b>\$ 7,335,000</b>	<b>\$ 2,882,000</b>	<b>\$ 10,217,000</b>

**Reauthorized Appropriation**

	<b>GO Borrowing</b>	<b>Other</b>	<b>Total</b>
Co-operative Enterprise Development	600,000	-	600,000
Entrepreneurship & Small Business Development Resource Fund	300,000	-	300,000
Healthy Retail Access Program	-	100,000	100,000
TID 25 Judge Doyle Project	-	24,000,000	24,000,000
TID 36 Capitol Gateway Corridor	7,000,000	-	7,000,000
TID 39 Stoughton Road	530,000	-	530,000
TID 46 Mineral Point-Odana	2,500,000	-	2,500,000
<b>Total</b>	<b>\$ 10,930,000</b>	<b>\$ 24,100,000</b>	<b>\$ 35,030,000</b>

**TOTAL 2017 APPROPRIATION**

**\$ 18,265,000 \$ 26,982,000 \$ 45,247,000**



**City of Madison: 2017 Capital Budget**  
**Capital Improvement Plan**

*Executive Budget*

**Agency: Engineering - Bicycle and Pedestrian**

**Project Summary**

	2017	2018	2019	2020	2021	2022
Bikeways Program	779,000	751,000	630,000	670,000	703,000	703,000
Cannonball Path	210,000	-	-	730,000	-	-
Cap City Trail	1,140,000	-	360,000	-	-	910,000
Ice Age Junction	2,900,000	1,660,000	300,000	-	-	-
Ped/Bike Enhancement	216,000	222,000	229,000	230,000	243,000	243,000
Safe Routes Grants	150,000	150,000	150,000	150,000	150,000	150,000
Safe Routes to School	87,000	91,000	96,000	101,000	106,000	111,000
Sidewalk Program	2,316,000	2,432,000	2,554,000	2,682,000	2,816,000	2,956,000
West Towne Path	440,000	3,440,000	-	4,075,000	-	-
<b>Total</b>	<b>\$ 8,238,000</b>	<b>\$ 8,746,000</b>	<b>\$ 4,319,000</b>	<b>\$ 8,638,000</b>	<b>\$ 4,018,000</b>	<b>\$ 5,073,000</b>

**Changes from 2016 CIP**

Project	Change
Cap City Trail	Project funding reduced
Goodman Path	Out-year funding eliminated from CIP.
West Towne Path	Phase 2 of project deferred 1 year

# City of Madison: 2017 Capital Budget Expense & Funding Schedule

## Executive Budget

Agency: **Engineering - Bicycle and Pedestrian**

### 2017 CIP by Expenditure Type

	2017	2018	2019	2020	2021	2022
Bike Path	5,485,000	5,453,000	1,229,000	5,650,000	946,000	1,856,000
Land	150,000	570,000	290,000	-	-	-
Other	2,553,000	2,673,000	2,800,000	2,933,000	3,072,000	3,217,000
Stormwater Network	50,000	50,000	-	55,000	-	-
<b>Total</b>	<b>\$ 8,238,000</b>	<b>\$ 8,746,000</b>	<b>\$ 4,319,000</b>	<b>\$ 8,638,000</b>	<b>\$ 4,018,000</b>	<b>\$ 5,073,000</b>

### 2017 CIP by Funding Source

	2017	2018	2019	2020	2021	2022
GF GO Borrowing	6,162,000	7,179,000	3,424,000	6,071,000	3,031,000	4,037,000
Non-GF GO Borrowing	50,000	50,000	-	55,000	-	-
County Sources	500,000	595,000	-	-	-	-
Federal Sources	715,000	-	-	1,572,000	-	-
Private Contribution/Donation	-	70,000	-	-	-	-
Special Assessment	811,000	852,000	895,000	940,000	987,000	1,036,000
<b>Total</b>	<b>\$ 8,238,000</b>	<b>\$ 8,746,000</b>	<b>\$ 4,319,000</b>	<b>\$ 8,638,000</b>	<b>\$ 4,018,000</b>	<b>\$ 5,073,000</b>

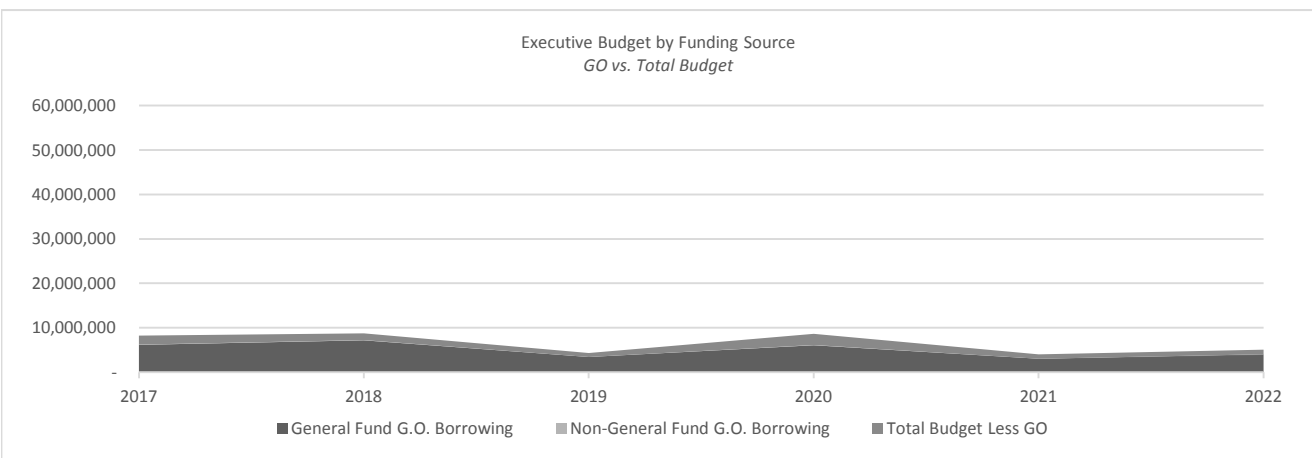
### Borrowing Summary

#### Borrowing Schedule

	2017	2018	2019	2020	2021	2022
General Fund G.O. Borrowing	6,162,000	7,179,000	3,424,000	6,071,000	3,031,000	4,037,000
Non-General Fund G.O. Borrowing	50,000	50,000	-	55,000	-	-
<b>Total</b>	<b>\$ 6,212,000</b>	<b>\$ 7,229,000</b>	<b>\$ 3,424,000</b>	<b>\$ 6,126,000</b>	<b>\$ 3,031,000</b>	<b>\$ 4,037,000</b>

#### Annual Debt Service

General Fund G.O. Borrowing	801,060	933,270	445,120	789,230	394,030	524,810
Non-General Fund G.O. Borrowing	6,500	6,500	-	7,150	-	-



## City of Madison: 2017 Capital Budget

### Project Summary

#### Executive Budget

**Agency:** Engineering - Bicycle and Pedestrian

**Project:** Bikeways Program

**Project #:** 10138

**Project Description:**

This program provides funding for bicycle related improvements throughout the City including resurfacing of existing bike paths. The goal of this program is to improve the pavement quality index of the existing bike paths to meet City standards. Projects within this continuing program are prioritized based on pavement quality rankings of the existing bikeways. Planned projects for 2017 include the Portage Road Greenway and phase two of the Demetral Path.

#### Project Budget by Funding Source

	Reauth	2017	2018	2019	2020	2021	2022
GF GO Borrowing	-	779,000	751,000	630,000	670,000	703,000	703,000
<b>Total</b>	<b>\$ -</b>	<b>\$ 779,000</b>	<b>\$ 751,000</b>	<b>\$ 630,000</b>	<b>\$ 670,000</b>	<b>\$ 703,000</b>	<b>\$ 703,000</b>

**Project:** Cannonball Path

**Project #:** 10142

**Project Description:**

This project is for the construction of Phase 6 of the Cannonball Trail from Fish Hatchery Road to Wingra Path. Currently the Cannonball Trail extends from McKee Road to Fish Hatchery Road. When completed, Phase 6 will add an additional 0.7 miles to the path. The project's goal is to improve neighborhood connectivity.

#### Project Budget by Funding Source

	Reauth	2017	2018	2019	2020	2021	2022
GF GO Borrowing	-	210,000	-	-	730,000	-	-
<b>Total</b>	<b>\$ -</b>	<b>\$ 210,000</b>	<b>\$ -</b>	<b>\$ -</b>	<b>\$ 730,000</b>	<b>\$ -</b>	<b>\$ -</b>

**Project:** Cap City Trail

**Project #:** 10143

**Project Description:**

This project funds the paved bicycle/pedestrian path that will extend the Capital City Trail from Buckeye Road to Interstate 39 on the southeast side of Madison, generally following the corridor of the Union Pacific rail line. The goal of this project is to provide for connectivity of the existing pathways as planned in the Madison Metropolitan Planning Organization Bike Plan. The portions of this project planned for 2017 are the segment from Buckeye Road to Dondee Road, and from Vondron Road to Wagon Trail. This project will add approximately 2.0 miles to the path.

#### Project Budget by Funding Source

	Reauth	2017	2018	2019	2020	2021	2022
Federal Sources	-	715,000	-	-	-	-	-
GF GO Borrowing	100,000	375,000	-	360,000	-	-	910,000
Non-GF GO Borrowing	-	50,000	-	-	-	-	-
<b>Total</b>	<b>\$ 100,000</b>	<b>\$ 1,140,000</b>	<b>\$ -</b>	<b>\$ 360,000</b>	<b>\$ -</b>	<b>\$ -</b>	<b>\$ 910,000</b>

**Project:** Goodman Path **Project #:** 10144

**Project Description:**

This project is for the construction of a new path between the Capital City Path and State Highway 30 on Madison's east side. The goal of the project is to increase neighborhood connectivity.

**Project Budget by Funding Source**

	Reauth	2017	2018	2019	2020	2021	2022
GF GO Borrowing	480,000	-	-	-	-	-	-
<b>Total</b>	<b>\$ 480,000</b>	<b>\$ -</b>	<b>\$ -</b>	<b>\$ -</b>	<b>\$ -</b>	<b>\$ -</b>	<b>\$ -</b>

**Project:** Ice Age Junction **Project #:** 10145

**Project Description:**

This project will extend the Ice Age Junction path from Verona to north of Mineral Point Road, roughly paralleling CTH M. The goal of this project is to provide for the connectivity of pathways as planned in the Madison Metropolitan Planning Organization Bike Plan. The project's scope includes a new pedestrian and bicycle bridge over McKee Rd (CTH PD) and the section of the path from Flagstone Drive to Valley View Road. The project will add approximately 2.0 miles to the path.

**Project Budget by Funding Source**

	Reauth	2017	2018	2019	2020	2021	2022
County Sources	-	500,000	595,000	-	-	-	-
GF GO Borrowing	470,000	2,400,000	1,065,000	300,000	-	-	-
<b>Total</b>	<b>\$ 470,000</b>	<b>\$ 2,900,000</b>	<b>\$ 1,660,000</b>	<b>\$ 300,000</b>	<b>\$ -</b>	<b>\$ -</b>	<b>\$ -</b>

**Project:** Ped/Bike Enhancement **Project #:** 10547

**Project Description:**

This program constructs bike boulevards and other pedestrian and bike enhancements throughout Madison. The goal of the program is to increase safety for bicycle transportation, aiding in the community's desire to participate in using the paths as an alternative mode of transportation. In 2017, potential projects include bike wayfinding guidance signage on the Southwest Commuter Path, and a radar speed display board on Milwaukee Street.

**Project Budget by Funding Source**

	Reauth	2017	2018	2019	2020	2021	2022
GF GO Borrowing	-	216,000	222,000	229,000	230,000	243,000	243,000
<b>Total</b>	<b>\$ -</b>	<b>\$ 216,000</b>	<b>\$ 222,000</b>	<b>\$ 229,000</b>	<b>\$ 230,000</b>	<b>\$ 243,000</b>	<b>\$ 243,000</b>

**Project:** Safe Routes Grants **Project #:** 11112

**Project Description:**

This program provides funding to support the Safe Routes Grant Program. The grant program will pay 50% of a property owner's sidewalk assessment where new sidewalk is installed on eligible projects. Eligible projects include those projects to install sidewalk adjacent to an existing street where the right of way was annexed prior to 1981 and in which 75% of the properties are single family or two family dwelling units. The goal of this program is to improve safety for pedestrians in Madison's neighborhoods and provide a cost benefit to the property owners. This project installs between one to two miles of sidewalk annually.

**Project Budget by Funding Source**

	Reauth	2017	2018	2019	2020	2021	2022
GF GO Borrowing	-	150,000	150,000	150,000	150,000	150,000	150,000
<b>Total</b>	<b>\$ -</b>	<b>\$ 150,000</b>	<b>\$ 150,000</b>	<b>\$ 150,000</b>	<b>\$ 150,000</b>	<b>\$ 150,000</b>	<b>\$ 150,000</b>

**Project:** Safe Routes to School **Project #:** 10548

**Project Description:**

This program seeks to promote walking and biking to school by improving the infrastructure surrounding school zones to reduce motor vehicle speeds. The program also provides for improvements that decrease potential conflict between bicyclists, pedestrians and motor vehicles, by establishing safer crossings, walkways, trails, and bikeways. Specific strategies utilized by the program include signs, lighting, and traffic calming installations.

**Project Budget by Funding Source**

	Reauth	2017	2018	2019	2020	2021	2022
GF GO Borrowing	-	87,000	91,000	96,000	101,000	106,000	111,000
<b>Total</b>	<b>\$ -</b>	<b>\$ 87,000</b>	<b>\$ 91,000</b>	<b>\$ 96,000</b>	<b>\$ 101,000</b>	<b>\$ 106,000</b>	<b>\$ 111,000</b>

**Project:** Sidewalk Program **Project #:** 10148

**Project Description:**

This program funds the repair of defective sidewalk, incidental repair of curb and gutter, and installation of new sidewalk as requested by property owners or as ordered by the Common Council. The program also installs handicap ramps and funds the Sidewalk Rebate Program which assists with lowering the costs to individual property owners paying for necessary repairs to public sidewalks. The goal of this program is to provide for continual repair and maintenance of Madison's sidewalks resulting in safe conditions and reduced chance of injuries due to defective sidewalks. Each year, the Sidewalk Repair Program repairs sidewalk in two aldermanic districts, resulting in a 10-year replacement cycle. In 2017, this program has planned improvements for Aldermanic Districts 15 and 17.

**Project Budget by Funding Source**

	Reauth	2017	2018	2019	2020	2021	2022
GF GO Borrowing	-	1,505,000	1,580,000	1,659,000	1,742,000	1,829,000	1,920,000
Special Assessment	-	811,000	852,000	895,000	940,000	987,000	1,036,000
<b>Total</b>	<b>\$ -</b>	<b>\$ 2,316,000</b>	<b>\$ 2,432,000</b>	<b>\$ 2,554,000</b>	<b>\$ 2,682,000</b>	<b>\$ 2,816,000</b>	<b>\$ 2,956,000</b>

**Project:** West Towne Path **Project #:** 10165

**Project Description:**

This project is for the construction of a bicycle and pedestrian path that connects the existing West Towne Path at Struck Street to the Ice Age Junction Path at S. Junction Road. The project will increase bike and pedestrian mobility on the west side of Madison and provide a vital connection to a major north-south bike path extending from Verona to north of Mineral Point Road and roughly paralleling County Highway M. When completed, the project will add 0.5 miles to Madison's bike path network.

**Project Budget by Funding Source**

	Reauth	2017	2018	2019	2020	2021	2022
Federal Sources	-	-	-	-	1,572,000	-	-
GF GO Borrowing	536,600	440,000	3,320,000	-	2,448,000	-	-
Non-GF GO Borrowing	75,000	-	50,000	-	55,000	-	-
Private Contribution/Donation	-	-	70,000	-	-	-	-
<b>Total</b>	<b>\$ 611,600</b>	<b>\$ 440,000</b>	<b>\$ 3,440,000</b>	<b>\$ -</b>	<b>\$ 4,075,000</b>	<b>\$ -</b>	<b>\$ -</b>

**City of Madison: 2017 Capital Budget**

**2017 Appropriation**

*Executive Budget*

**Agency: Engineering - Bicycle and Pedestrian**

**2017 Appropriation**

**Executive Budget**

	Request	Executive	GO Borrowing	Other	Total
Bikeways Program	779,000	779,000	779,000	-	779,000
Cannonball Path	210,000	210,000	210,000	-	210,000
Cap City Trail	1,140,000	1,140,000	425,000	715,000	1,140,000
Ice Age Junction	2,900,000	2,900,000	2,400,000	500,000	2,900,000
Sidewalk Program	2,316,000	2,316,000	1,505,000	811,000	2,316,000
West Towne Path	440,000	440,000	440,000	-	440,000
Ped/Bike Enhancement	216,000	216,000	216,000	-	216,000
Safe Routes to School	87,000	87,000	87,000	-	87,000
Safe Routes Grants	150,000	150,000	150,000	-	150,000
<b>Total</b>	<b>\$ 8,238,000</b>	<b>\$ 8,238,000</b>	<b>\$ 6,212,000</b>	<b>\$ 2,026,000</b>	<b>\$ 8,238,000</b>

**Reauthorized Appropriation**

	GO Borrowing	Other	Total
Cap City Trail	100,000	-	100,000
Goodman Path	480,000	-	480,000
Ice Age Junction	470,000	-	470,000
West Towne Path	611,600	-	611,600
<b>Total</b>	<b>\$ 1,661,600</b>	<b>\$ -</b>	<b>\$ 1,661,600</b>

**TOTAL 2017 APPROPRIATION** **\$ 7,873,600** **\$ 2,026,000** **\$ 9,899,600**



**City of Madison: 2017 Capital Budget**  
**Capital Improvement Plan**

*Executive Budget*

**Agency: Engineering - Facilities Management**

**Project Summary**

	2017	2018	2019	2020	2021	2022
CCB Improvements	725,000	700,000	100,000	100,000	100,000	100,000
CCB Tenant Improvements	-	-	1,495,000	-	2,000,000	-
Energy Improvements	250,000	260,000	270,000	280,000	290,000	300,000
Fairchild Bldg Boiler Replacement	-	-	450,000	-	-	-
Fire Building Improvements	450,000	450,000	380,000	450,000	450,000	450,000
General Building Improvements	250,000	260,000	270,000	280,000	290,000	300,000
MMB Renovation	23,000,000	-	1,300,000	-	-	-
Park Facility Improvements	700,000	800,000	1,050,000	700,000	700,000	700,000
Sayle Street Facility Remodel	-	-	-	520,000	225,000	640,000
Streets Facility Improvements	440,000	250,000	605,000	190,000	650,000	500,000
Sustainability Improvements	750,000	750,000	750,000	750,000	750,000	750,000
<b>Total</b>	<b>\$ 26,565,000</b>	<b>\$ 3,470,000</b>	<b>\$ 6,670,000</b>	<b>\$ 3,270,000</b>	<b>\$ 5,455,000</b>	<b>\$ 3,740,000</b>

**Changes from 2016 CIP**

Project	Change
CCB Improvements	Program increased budget for projects in 2017 and 2018
MMB Renovation	Project fully appropriated in 2017 to encumber the full contract amount
Sayle Street Facility Remodel	Project deferred 1 year

## City of Madison: 2017 Capital Budget Expense & Funding Schedule

### Executive Budget

Agency: **Engineering - Facilities Management**

#### 2017 CIP by Expenditure Type

	2017	2018	2019	2020	2021	2022
Building	26,125,000	3,220,000	6,065,000	3,080,000	4,805,000	3,240,000
Land Improvements	440,000	250,000	605,000	190,000	650,000	500,000
<b>Total</b>	<b>\$ 26,565,000</b>	<b>\$ 3,470,000</b>	<b>\$ 6,670,000</b>	<b>\$ 3,270,000</b>	<b>\$ 5,455,000</b>	<b>\$ 3,740,000</b>

#### 2017 CIP by Funding Source

	2017	2018	2019	2020	2021	2022
GF GO Borrowing	26,545,000	3,450,000	6,650,000	3,250,000	5,435,000	3,720,000
State Sources	20,000	20,000	20,000	20,000	20,000	20,000
<b>Total</b>	<b>\$ 26,565,000</b>	<b>\$ 3,470,000</b>	<b>\$ 6,670,000</b>	<b>\$ 3,270,000</b>	<b>\$ 5,455,000</b>	<b>\$ 3,740,000</b>

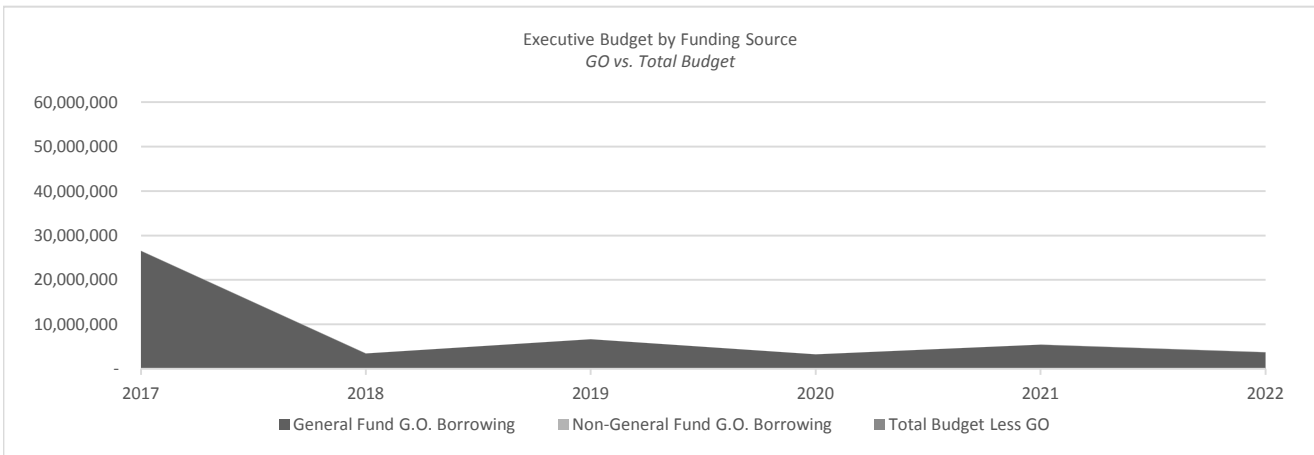
#### Borrowing Summary

##### Borrowing Schedule

	2017	2018	2019	2020	2021	2022
General Fund G.O. Borrowing	26,545,000	3,450,000	6,650,000	3,250,000	5,435,000	3,720,000
Non-General Fund G.O. Borrowing	-	-	-	-	-	-
<b>Total</b>	<b>\$ 26,545,000</b>	<b>\$ 3,450,000</b>	<b>\$ 6,650,000</b>	<b>\$ 3,250,000</b>	<b>\$ 5,435,000</b>	<b>\$ 3,720,000</b>

##### Annual Debt Service

General Fund G.O. Borrowing	3,450,850	448,500	864,500	422,500	706,550	483,600
Non-General Fund G.O. Borrowing	-	-	-	-	-	-



## City of Madison: 2017 Capital Budget

### Project Summary

#### Executive Budget

**Agency:** Engineering - Facilities Management

**Project:** CCB Improvements **Project #:** 10561

**Project Description:**

This program provides funding for the City's share of renovations scheduled for the City County Building. The goal of this program is to optimize the necessary building improvements by implementing energy saving components within the renovation projects. Projects planned for 2017 include concrete replacement, cooling tower replacement, and elevator modernization.

#### Project Budget by Funding Source

	Reauth	2017	2018	2019	2020	2021	2022
GF GO Borrowing	146,900	725,000	700,000	100,000	100,000	100,000	100,000
<b>Total</b>	<b>\$ 146,900</b>	<b>\$ 725,000</b>	<b>\$ 700,000</b>	<b>\$ 100,000</b>	<b>\$ 100,000</b>	<b>\$ 100,000</b>	<b>\$ 100,000</b>

**Project:** CCB Tenant Improvements **Project #:** 10779

**Project Description:**

This program is for improvements to City occupied office space in the City County Building. The program's scope includes renovating the City Attorney's Office, Mayor's Office, and Finance Department to better utilize the footprint of the existing space. The goal of the program is to provide quality office space to meet the needs of agencies and the residents they serve.

#### Project Budget by Funding Source

	Reauth	2017	2018	2019	2020	2021	2022
GF GO Borrowing	-	-	-	1,495,000	-	2,000,000	-
<b>Total</b>	<b>\$ -</b>	<b>\$ -</b>	<b>\$ -</b>	<b>\$ 1,495,000</b>	<b>\$ -</b>	<b>\$ 2,000,000</b>	<b>\$ -</b>

**Project:** City Fleet Parking-Judge Doyle Project **Project #:** 11319

**Project Description:**

This project is for the purchase of 40 parking stalls for the City's fleet which are currently housed at the Madison Municipal Building (MMB) following the completion of the Judge Doyle project. The goal of this project is to provide for more parking space for the City's fleet vehicles.

#### Project Budget by Funding Source

	Reauth	2017	2018	2019	2020	2021	2022
GF GO Borrowing	1,300,000	-	-	-	-	-	-
<b>Total</b>	<b>\$ 1,300,000</b>	<b>\$ -</b>	<b>\$ -</b>	<b>\$ -</b>	<b>\$ -</b>	<b>\$ -</b>	<b>\$ -</b>

**Project:** Energy Improvements **Project #:** 10562

**Project Description:**

This program funds energy efficiency improvements within City-owned facilities. The goal of the program is to reduce energy usage within city buildings as well as improve the work environment for city staff. The City's EnergyCap software measures energy usage for all electrical and natural gas meters which provides data supporting the progress towards the goals of the program. Projects planned for 2017 include installation of energy efficient HVAC controls, lighting systems, and insulation at City facilities.

#### Project Budget by Funding Source

	Reauth	2017	2018	2019	2020	2021	2022
GF GO Borrowing	80,000	230,000	240,000	250,000	260,000	270,000	280,000
State Sources	-	20,000	20,000	20,000	20,000	20,000	20,000
<b>Total</b>	<b>\$ 80,000</b>	<b>\$ 250,000</b>	<b>\$ 260,000</b>	<b>\$ 270,000</b>	<b>\$ 280,000</b>	<b>\$ 290,000</b>	<b>\$ 300,000</b>

**Project:** Fairchild Bldg Boiler Replacement **Project #:** 11078

**Project Description:**

This project funds the replacement of a steam boiler with a more energy efficient hot water boiler at the Fairchild Building. The goal of this project is to upgrade the old heating system and to generate future cost savings through the energy efficiency the new system provides. The payback period is estimated to be 10-15 years after installation. Replacement of the boiler is expected in 2019.

**Project Budget by Funding Source**

	Reauth	2017	2018	2019	2020	2021	2022
GF GO Borrowing	-	-	-	450,000	-	-	-
<b>Total</b>	<b>\$ -</b>	<b>\$ -</b>	<b>\$ -</b>	<b>\$ 450,000</b>	<b>\$ -</b>	<b>\$ -</b>	<b>\$ -</b>

**Project:** Fire Building Improvements **Project #:** 10560

**Project Description:**

This program funds miscellaneous improvements to the City's 13 fire stations. The goal of this program is to maintain and improve the City's fire stations to optimize service operations and staff working conditions. The improvements that contain energy efficient components are measured through the City's EnergyCap software by tracking the energy savings data. Projects planned for 2017 include window replacement, bathroom remodels, HVAC replacement, and electric panel upgrades.

**Project Budget by Funding Source**

	Reauth	2017	2018	2019	2020	2021	2022
GF GO Borrowing	266,490	450,000	450,000	380,000	450,000	450,000	450,000
<b>Total</b>	<b>\$ 266,490</b>	<b>\$ 450,000</b>	<b>\$ 450,000</b>	<b>\$ 380,000</b>	<b>\$ 450,000</b>	<b>\$ 450,000</b>	<b>\$ 450,000</b>

**Project:** General Building Improvements **Project #:** 10549

**Project Description:**

This program funds improvements to City-owned buildings maintained by the Facilities Management section. The program's goal is to address unanticipated capital repairs that occur during the year. The Facilities Management section maintains data considering the age and conditions of the City's 250 buildings as a basis for the projected costs for the continuing program.

**Project Budget by Funding Source**

	Reauth	2017	2018	2019	2020	2021	2022
GF GO Borrowing	271,000	250,000	260,000	270,000	280,000	290,000	300,000
<b>Total</b>	<b>\$ 271,000</b>	<b>\$ 250,000</b>	<b>\$ 260,000</b>	<b>\$ 270,000</b>	<b>\$ 280,000</b>	<b>\$ 290,000</b>	<b>\$ 300,000</b>

**Project:** MMB Renovation **Project #:** 10550

**Project Description:**

This project is for the renovation of the Madison Municipal Building (MMB) at a total cost of \$26.1 million. This project began in 2014 with funding for programming and preliminary design. Construction of the project is scheduled to begin in first quarter of 2017 with completion anticipated in 2019. When completed, the project will fully renovate the existing facility to provide more functional workspace and improved energy efficiency. The ultimate goal of the project is to provide a high quality work and public environment and to extend the life of the building by 50+ years.

**Project Budget by Funding Source**

	Reauth	2017	2018	2019	2020	2021	2022
GF GO Borrowing	1,805,000	23,000,000	-	1,300,000	-	-	-
<b>Total</b>	<b>\$ 1,805,000</b>	<b>\$ 23,000,000</b>	<b>\$ -</b>	<b>\$ 1,300,000</b>	<b>\$ -</b>	<b>\$ -</b>	<b>\$ -</b>

**Project:** Park Facility Improvements **Project #:** 10564

**Project Description:**

This program is for the improvements to the City's Parks Division facilities. The goal of this program is to maintain the existing parks buildings, provide quality parks facilities experiences to the community, and to lower energy costs by implementing efficiency components within the improvement projects. The goals of this program are measured by feedback from the community on quality of park facility experience as well as energy usage. Projects planned for 2017 include the Walter Street Restroom facility and the Summit Maintenance Shop.

**Project Budget by Funding Source**

	Reauth	2017	2018	2019	2020	2021	2022
GF GO Borrowing	107,003	700,000	800,000	1,050,000	700,000	700,000	700,000
<b>Total</b>	<b>\$ 107,003</b>	<b>\$ 700,000</b>	<b>\$ 800,000</b>	<b>\$ 1,050,000</b>	<b>\$ 700,000</b>	<b>\$ 700,000</b>	<b>\$ 700,000</b>

**Project:** Sayle Street Facility Remodel **Project #:** 11079

**Project Description:**

This project is for the renovation of shop space at the Traffic Engineering facility located at 1120 Sayle Street. The existing facility includes the Radio Shop which will be relocated to the newly constructed Fleet Services location at Nakoosa Trail. The renovation will reconfigure the existing shop space to provide additional space for the Sign Shop. The renovation will also include improvements to the existing HVAC system at the facility. The goal of the project is to improve work safety conditions. Funding for the project has been deferred one year to reflect the timetable for the Fleet Services relocation. The project is planned for design in 2020 and construction in 2021 and 2022.

**Project Budget by Funding Source**

	Reauth	2017	2018	2019	2020	2021	2022
GF GO Borrowing	-	-	-	-	520,000	225,000	640,000
<b>Total</b>	<b>\$ -</b>	<b>\$ -</b>	<b>\$ -</b>	<b>\$ -</b>	<b>\$ 520,000</b>	<b>\$ 225,000</b>	<b>\$ 640,000</b>

**Project:** Streets Facility Improvements **Project #:** 10565

**Project Description:**

This program funds ongoing improvements to the Streets Division facilities. Currently the Streets Division has four facilities located throughout Madison. In recent years the focus of the program has been to reduce stormwater runoff at these locations. The goal of these efforts is to reduce stormwater pollutants entering the City's watershed.

**Project Budget by Funding Source**

	Reauth	2017	2018	2019	2020	2021	2022
GF GO Borrowing	1,343,027	440,000	250,000	605,000	190,000	650,000	500,000
<b>Total</b>	<b>\$ 1,343,027</b>	<b>\$ 440,000</b>	<b>\$ 250,000</b>	<b>\$ 605,000</b>	<b>\$ 190,000</b>	<b>\$ 650,000</b>	<b>\$ 500,000</b>

**Project:** Sustainability Improvements **Project #:** 10563

**Project Description:**

This program supports the implementation of the Madison Sustainability Plan via solar installations and energy efficient upgrades throughout the City. The program's goal is to build energy infrastructure that will generate one megawatt of renewable energy. Improvements funded by the program are available for businesses, single-family homes, and multi-family dwelling units.

**Project Budget by Funding Source**

	Reauth	2017	2018	2019	2020	2021	2022
GF GO Borrowing	109,000	750,000	750,000	750,000	750,000	750,000	750,000
<b>Total</b>	<b>\$ 109,000</b>	<b>\$ 750,000</b>	<b>\$ 750,000</b>	<b>\$ 750,000</b>	<b>\$ 750,000</b>	<b>\$ 750,000</b>	<b>\$ 750,000</b>

**City of Madison: 2017 Capital Budget**  
**2017 Appropriation**

*Executive Budget*

**Agency: Engineering - Facilities Management**

**2017 Appropriation**

**Executive Budget**

	Request	Executive	GO Borrowing	Other	Total
CCB Improvements	320,000	725,000	725,000	-	725,000
Energy Improvements	250,000	250,000	230,000	20,000	250,000
Fairchild Bldg Boiler Replacement	450,000	-	-	-	-
Fire Building Improvements	450,000	450,000	450,000	-	450,000
General Building Improvements	250,000	250,000	250,000	-	250,000
MMB Renovation	12,000,000	23,000,000	23,000,000	-	23,000,000
Park Facility Improvements	700,000	700,000	700,000	-	700,000
Streets Facility Improvements	440,000	440,000	440,000	-	440,000
Sustainability Improvements	750,000	750,000	750,000	-	750,000
<b>Total</b>	<b>\$ 15,610,000</b>	<b>\$ 26,565,000</b>	<b>\$ 26,545,000</b>	<b>\$ 20,000</b>	<b>\$ 26,565,000</b>

**Reauthorized Appropriation**

	GO Borrowing	Other	Total
CCB Improvements	146,900	-	146,900
City Fleet Parking-Judge Doyle Project	1,300,000	-	1,300,000
Energy Improvements	80,000	-	80,000
Fire Building Improvements	266,490	-	266,490
General Building Improvements	271,000	-	271,000
MMB Renovation	1,805,000	-	1,805,000
Park Facility Improvements	107,003	-	107,003
Streets Facility Improvements	1,343,027	-	1,343,027
Sustainability Improvements	109,000	-	109,000
<b>Total</b>	<b>\$ 5,428,420</b>	<b>\$ -</b>	<b>\$ 5,428,420</b>

**TOTAL 2017 APPROPRIATION**

**\$ 31,973,420 \$ 20,000 \$ 31,993,420**

**City of Madison: 2017 Capital Budget**  
**Capital Improvement Plan**

*Executive Budget*

**Agency: Engineering - Major Streets**

**Project Summary**

	2017	2018	2019	2020	2021	2022
Anderson St (Wright To Stoughton)	-	-	-	500,000	-	-
Atwood Ave: Fair Oaks - Cottage Grv	652,500	-	500,000	5,615,000	3,620,000	-
Atwood Ave: Schenks Corners	-	-	2,790,000	-	-	-
Bridge Repair	750,000	540,000	150,000	160,000	170,000	170,000
Buckeye Rd Improvements	200,000	3,820,000	-	-	-	-
Capitol Square Pavement Replacement	2,045,000	-	-	-	-	-
City View Drive	197,500	-	-	-	-	-
Cottage Grove Rd (I39 To Sprecher)	1,000,000	5,762,000	-	-	-	-
CTH M (CTH PD Area)	4,951,250	9,902,500	4,951,250	-	-	-
CTH M (Midtown Area)	4,428,749	8,857,501	4,428,750	-	-	-
Darbo Webb Connection	-	-	1,015,000	-	-	-
Gammon Road, North	-	-	-	-	-	50,000
Gammon Road, South	250,000	250,000	-	3,500,000	-	-
High Point Rd Bridge Over Beltline	2,130,000	-	-	-	-	-
Jeffy Trail	-	560,000	-	-	-	-
Johnson St, E Recon: Bldwn-1St (Ph2)	-	200,000	5,245,000	-	-	-
Johnson, E-Undergrounding Utilities	750,000	-	-	-	-	-
Martin Luther King Jr Blvd	-	-	2,145,000	-	-	-
Mckee Rd (CTH PD) Improvements	12,860,000	-	-	-	-	-
McKenna Boulevard Reconstruction	860,000	-	-	-	-	-
Mineral Point Rd (Beltline-High Pt)	-	-	-	1,330,000	-	-
Mineral Point Rd (S Point To Pleasant Vie	270,000	270,000	-	-	-	6,860,000
Monroe St	300,000	-	-	14,910,000	-	-
Neighborhood Traffic Management & Per	310,000	320,000	330,000	340,000	350,000	350,000
Outer Capitol Loop Southeast	-	-	2,005,000	-	-	-
Park St, S (Olin To RR)	-	300,000	-	-	3,350,000	-
Park St, S (W Wash-Olin, Rr-Badger)	-	-	2,725,000	2,515,000	-	-
Pavement Management	10,044,800	11,475,000	11,325,000	11,625,000	11,925,000	11,925,000
Pleasant View Road	1,676,800	1,433,800	1,135,000	400,000	13,259,100	4,719,800
Reconstruction Streets	7,879,000	6,265,000	5,940,000	4,815,000	4,815,000	4,815,000
RR Crossing	130,000	120,000	580,000	140,000	150,000	150,000
Rural to Urban Streets	8,267,000	4,600,000	4,800,000	5,000,000	5,200,000	5,200,000
Treetops/Feather Edge Drive	-	-	-	1,500,000	-	-
University Ave (Shorewood To University	540,000	540,000	-	-	-	11,350,000
Washington Ave E. Streetscape	-	-	-	-	200,000	-
Washington Ave, W (Regent to Bedford)	-	-	2,325,000	-	-	-
Wilson St (Hamilton to MLK)	1,492,500	-	-	-	-	-
Wilson St (MLK to King)	-	-	1,492,500	-	-	-
Wilson/Williamson St (Frnk-Blnt)	2,105,000	-	-	-	-	-
<b>Total</b>	<b>\$ 64,090,099</b>	<b>\$ 55,215,801</b>	<b>\$ 53,882,500</b>	<b>\$ 52,350,000</b>	<b>\$ 43,039,100</b>	<b>\$ 45,589,800</b>

## Changes from 2016 CIP

---

Project	Change
Atwood Ave: Schenks Corners	Project deferred 1 year
Bridge Repair	Program funding increased
Cottage Grove Rd (I39 To Sprecher)	Project funding decreased
Darbo Webb Connection	Project funding increased
Gammon Road, North	Construction deferred beyond CIP
Gammon Road, South	Project deferred 2 years, funding decreased
Jeffy Trail	Project deferred 2 years
Mckee Rd (CTH PD) Improvements	Project funding increased (County Sources)
Monroe St	Project deferred 2 years
Outer Capitol Loop Southeast	Project deferred 2 years
Park St, S (Olin To RR)	Project deferred 2 years
Park St, S (W Wash-Olin, Rr-Badger)	Project extended spread over 2 years
Pleasant View Road	Project extended 2 years; funding increased
Reconstruction Streets	Program funding increased to reflect TIF funded projects
Treetops/Feather Edge Drive	Project added to CIP
Wilson St (Hamilton to MLK)	Project added to CIP
Wilson St (MLK to King)	Project added to CIP
Wilson/Williamson St (Frnk-Blnt)	Project advanced 1 year



## City of Madison: 2017 Capital Budget Expense & Funding Schedule

### Executive Budget

Agency: Engineering - Major Streets

#### 2017 CIP by Expenditure Type

	2017	2018	2019	2020	2021	2022
Bridge	2,880,000	540,000	150,000	160,000	170,000	170,000
Land	-	-	820,000	-	-	-
Other	750,000	-	-	-	-	-
Sanitary Sewer	8,668,500	1,287,000	2,552,500	5,150,000	390,000	600,000
Stormwater Network	2,802,500	50,000	530,000	750,000	230,000	-
Street	48,939,100	53,338,800	49,780,000	46,290,000	42,249,100	44,819,800
Water Network	50,000	-	50,000	-	-	-
<b>Total</b>	<b>\$ 64,090,100</b>	<b>\$ 55,215,800</b>	<b>\$ 53,882,500</b>	<b>\$ 52,350,000</b>	<b>\$ 43,039,100</b>	<b>\$ 45,589,800</b>

#### 2017 CIP by Funding Source

	2017	2018	2019	2020	2021	2022
GF GO Borrowing	20,864,476	25,435,426	29,419,673	34,871,000	21,701,000	25,492,200
Non-GF GO Borrowing	2,211,000	45,000	383,000	700,000	105,000	-
County Sources	5,416,245	5,841,998	2,155,249	-	-	1,072,000
Federal Sources	10,442,750	13,510,501	7,278,750	5,969,000	8,633,600	12,025,900
Municipal Capital Participate	2,963,128	3,351,456	1,298,828	-	6,629,500	2,449,700
Reserves Applied	1,029,000	67,000	289,500	264,500	45,000	60,000
Revenue Bonds - Capitalized	7,913,500	1,225,000	2,380,000	4,935,500	355,000	540,000
Special Assessment	3,660,000	3,464,420	3,882,500	5,385,000	3,725,000	3,725,000
State Sources	1,855,000	375,000	225,000	225,000	1,845,000	225,000
TIF Proceeds	7,735,000	1,900,000	6,570,000	-	-	-
<b>Total</b>	<b>\$ 64,090,100</b>	<b>\$ 55,215,800</b>	<b>\$ 53,882,500</b>	<b>\$ 52,350,000</b>	<b>\$ 43,039,100</b>	<b>\$ 45,589,800</b>

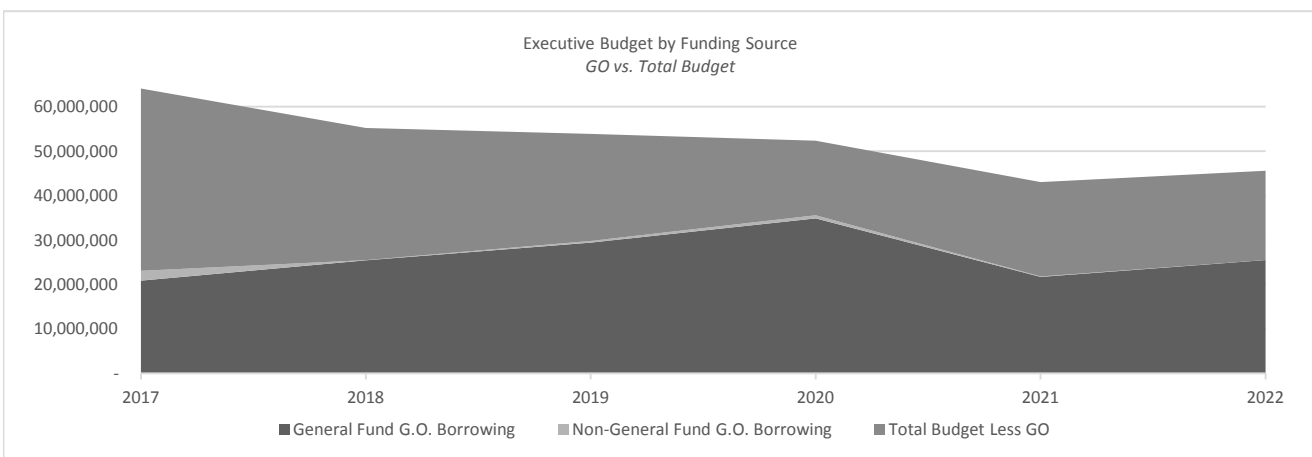
#### Borrowing Summary

##### Borrowing Schedule

	2017	2018	2019	2020	2021	2022
General Fund G.O. Borrowing	20,864,476	25,435,426	29,419,673	34,871,000	21,701,000	25,492,200
Non-General Fund G.O. Borrowing	2,211,000	45,000	383,000	700,000	105,000	-
<b>Total</b>	<b>\$ 23,075,476</b>	<b>\$ 25,480,426</b>	<b>\$ 29,802,673</b>	<b>\$ 35,571,000</b>	<b>\$ 21,806,000</b>	<b>\$ 25,492,200</b>

##### Annual Debt Service

General Fund G.O. Borrowing	2,712,382	3,306,605	3,824,557	4,533,230	2,821,130	3,313,986
Non-General Fund G.O. Borrowing	287,430	5,850	49,790	91,000	13,650	-



## City of Madison: 2017 Capital Budget

### Project Summary

#### Executive Budget

**Agency:** Engineering - Major Streets

**Project:** Anderson St (Wright To Stoughton) **Project #:** 10225

**Project Description:**

This project will add sidewalk and bike lanes as well as resurface the existing roadway. The goal of the project is to provide complete street and sidewalk connectivity as well as improving bike connectivity in the area. Additionally, the project will improve the pavement rating of the road, which is currently 4 of 10. The project limits are the 0.3 mile stretch from Wright Street to Stoughton Road. The construction year is 2020.

#### Project Budget by Funding Source

	Reauth	2017	2018	2019	2020	2021	2022
GF GO Borrowing	-	-	-	-	500,000	-	-
<b>Total</b>	<b>\$ -</b>	<b>\$ -</b>	<b>\$ -</b>	<b>\$ -</b>	<b>\$ 500,000</b>	<b>\$ -</b>	<b>\$ -</b>

**Project:** Atwood Ave: Fair Oaks - Cottage Grv **Project #:** 11127

**Project Description:**

This project will replace the existing pavement on Atwood Avenue between Fair Oaks Avenue and Cottage Grove Road. The goal of this project is to improve the pavement rating of this 1.1 mile stretch and to improve the safety and ride quality of the road. The current quality rating of the roadway is 4 of 10. Construction is planned for 2020 and 2021.

#### Project Budget by Funding Source

	Reauth	2017	2018	2019	2020	2021	2022
Federal Sources	-	-	-	-	3,216,000	2,004,000	-
GF GO Borrowing	100,000	652,500	-	500,000	2,144,000	1,336,000	-
Reserves Applied	-	-	-	-	25,000	25,000	-
Revenue Bonds - Capitalized	-	-	-	-	230,000	255,000	-
<b>Total</b>	<b>\$ 100,000</b>	<b>\$ 652,500</b>	<b>\$ -</b>	<b>\$ 500,000</b>	<b>\$ 5,615,000</b>	<b>\$ 3,620,000</b>	<b>\$ -</b>

**Project:** Atwood Ave: Schenks Corners **Project #:** 10909

**Project Description:**

This project will reconfigure the existing intersection of Atwood Avenue and Winnebago Street. The project's scope also includes undergrounding overhead utilities and placemaking for the surrounding area. The goal of the project is to improve the pavement rating of the existing roadway; the current quality rating of the roadway is 5 of 10. Construction is anticipated in 2019.

#### Project Budget by Funding Source

	Reauth	2017	2018	2019	2020	2021	2022
GF GO Borrowing	-	-	-	2,270,000	-	-	-
Non-GF GO Borrowing	-	-	-	108,000	-	-	-
Reserves Applied	-	-	-	37,000	-	-	-
Revenue Bonds - Capitalized	-	-	-	225,000	-	-	-
Special Assessment	-	-	-	150,000	-	-	-
<b>Total</b>	<b>\$ -</b>	<b>\$ -</b>	<b>\$ -</b>	<b>\$ 2,790,000</b>	<b>\$ -</b>	<b>\$ -</b>	<b>\$ -</b>

**Project:** Bridge Repair **Project #:** 10538

**Project Description:**

This program is responsible for repairing, replacing, and painting Madison's bridges to maintain a safe condition. The goal of this project is to provide safe and convenient bridge structures for the community. In 2017, the program will repair the bridge over Campus Drive.

**Project Budget by Funding Source**

	Reauth	2017	2018	2019	2020	2021	2022
GF GO Borrowing	-	750,000	540,000	150,000	160,000	170,000	170,000
<b>Total</b>	<b>\$ -</b>	<b>\$ 750,000</b>	<b>\$ 540,000</b>	<b>\$ 150,000</b>	<b>\$ 160,000</b>	<b>\$ 170,000</b>	<b>\$ 170,000</b>

**Project:** Buckeye Rd Improvements **Project #:** 10228

**Project Description:**

This project will reconstruct Buckeye Road between Monona Drive and Stoughton Road. The existing two lane roadway will be reconstructed to a two lane roadway with parking on both sides of the street, four foot bike lanes, five foot sidewalks, and street lighting. A goal of the project is to improve the pavement rating of the current roadway; the current pavement rating of the roadway is 4 of 10. The construction year is 2018.

**Project Budget by Funding Source**

	Reauth	2017	2018	2019	2020	2021	2022
County Sources	82,500	-	534,000	-	-	-	-
Federal Sources	-	-	1,335,000	-	-	-	-
GF GO Borrowing	72,173	200,000	731,580	-	-	-	-
Reserves Applied	-	-	50,000	-	-	-	-
Revenue Bonds - Capitalized	-	-	1,100,000	-	-	-	-
Special Assessment	-	-	69,420	-	-	-	-
<b>Total</b>	<b>\$ 154,673</b>	<b>\$ 200,000</b>	<b>\$ 3,820,000</b>	<b>\$ -</b>	<b>\$ -</b>	<b>\$ -</b>	<b>\$ -</b>

**Project:** Capitol Square Pavement Replacement **Project #:** 10903

**Project Description:**

This project will reconstruct the concrete pavement on the Capitol Square. The project limits are the adjacent streets on the South half of the State Capitol square, the North half was completed in 2016. The goal of the project is to improve the pavement rating of the existing roadway; the current pavement rating is 5 of 10. Construction is planned for 2017.

**Project Budget by Funding Source**

	Reauth	2017	2018	2019	2020	2021	2022
Non-GF GO Borrowing	46,219	45,000	-	-	-	-	-
Reserves Applied	-	35,000	-	-	-	-	-
Revenue Bonds - Capitalized	-	270,000	-	-	-	-	-
TIF Proceeds	-	1,695,000	-	-	-	-	-
<b>Total</b>	<b>\$ 46,219</b>	<b>\$ 2,045,000</b>	<b>\$ -</b>	<b>\$ -</b>	<b>\$ -</b>	<b>\$ -</b>	<b>\$ -</b>

**Project:** City View Drive **Project #:** 10429

**Project Description:**

This project will install a new roadway from Crossroads Drive to Lien Road. The proposed project is in accordance with the Felland Neighborhood Plan that was adopted in 2002. The goal of this construction is to provide for neighborhood connectivity within the community.

**Project Budget by Funding Source**

	Reauth	2017	2018	2019	2020	2021	2022
GF GO Borrowing	295,650	-	-	-	-	-	-
Special Assessment	3,172,500	197,500	-	-	-	-	-
<b>Total</b>	<b>\$ 3,468,150</b>	<b>\$ 197,500</b>	<b>\$ -</b>	<b>\$ -</b>	<b>\$ -</b>	<b>\$ -</b>	<b>\$ -</b>

**Project:** Cottage Grove Rd (I39 To Sprecher) **Project #:** 10230

**Project Description:**

This project will reconstruct the existing roadway to four lanes with bike lanes, and sidewalks. The project limits are Interstate 31/90/94 to Sprecher Road. A goal of the project is to improve the pavement rating of the existing roadway; the current pavement rating is 5 of 10. The project is planned for design in 2017 and construction in 2018; federal funding is committed for the project.

**Project Budget by Funding Source**

	Reauth	2017	2018	2019	2020	2021	2022
County Sources	224,000	-	862,500	-	-	-	-
Federal Sources	-	-	3,450,000	-	-	-	-
GF GO Borrowing	-	1,000,000	1,437,500	-	-	-	-
Non-GF GO Borrowing	12,309	-	-	-	-	-	-
Reserves Applied	-	-	2,000	-	-	-	-
Revenue Bonds - Capitalized	-	-	10,000	-	-	-	-
<b>Total</b>	<b>\$ 236,309</b>	<b>\$ 1,000,000</b>	<b>\$ 5,762,000</b>	<b>\$ -</b>	<b>\$ -</b>	<b>\$ -</b>	<b>\$ -</b>

**Project:** CTH M (CTH PD Area) **Project #:** 10232

**Project Description:**

This project will reconstruct County Highway M from Cross Country Road to Flagstone Drive to accommodate all modes of transportation including vehicular, transit, bikes, and pedestrians. The proposed project will construct a divided roadway with bike lanes and an urban cross section to meet current and future traffic demands. The project will also include a parallel bike path with locations for transit stops. Construction is planned for 2017 through 2019.

**Project Budget by Funding Source**

	Reauth	2017	2018	2019	2020	2021	2022
County Sources	-	1,132,786	2,265,572	1,132,786	-	-	-
Federal Sources	-	2,293,035	4,586,071	2,293,035	-	-	-
GF GO Borrowing	-	265,351	530,701	265,351	-	-	-
Municipal Capital Participate	-	1,216,328	2,432,656	1,216,328	-	-	-
Reserves Applied	-	3,750	7,500	3,750	-	-	-
Revenue Bonds - Capitalized	-	40,000	80,000	40,000	-	-	-
<b>Total</b>	<b>\$ -</b>	<b>\$ 4,951,250</b>	<b>\$ 9,902,500</b>	<b>\$ 4,951,250</b>	<b>\$ -</b>	<b>\$ -</b>	<b>\$ -</b>

**Project:** CTH M (Midtown Area) **Project #:** 10233

**Project Description:**

This project will reconstruct County Highway M from Flagstone Drive to Prairie Hill Road to accommodate all modes of transportation including vehicular, transit, bikes, and pedestrians. The proposed project will construct a divided roadway with bike lanes and an urban cross section to meet current and future traffic demands. This project will also include a parallel bike path with locations for transit stops. Construction is planned for 2017 through 2019.

**Project Budget by Funding Source**

	Reauth	2017	2018	2019	2020	2021	2022
County Sources	-	1,022,463	2,044,926	1,022,463	-	-	-
Federal Sources	-	2,069,715	4,139,430	2,069,715	-	-	-
GF GO Borrowing	1,000	1,317,821	2,635,645	1,317,822	-	-	-
Reserves Applied	-	1,250	2,500	1,250	-	-	-
Revenue Bonds - Capitalized	-	17,500	35,000	17,500	-	-	-
<b>Total</b>	<b>\$ 1,000</b>	<b>\$ 4,428,749</b>	<b>\$ 8,857,501</b>	<b>\$ 4,428,750</b>	<b>\$ -</b>	<b>\$ -</b>	<b>\$ -</b>

**Project:** Darbo Webb Connection

**Project #:** 10234

**Project Description:**

This project will construct a new street connecting Darbo Drive to Webb Avenue. The proposed project is in accordance with the Schenk-Atwood-Starkweather-Worthington Park Neighborhood Plan adopted in 2000. The goal of this project is to complete the street connection to provide safety and convenience for the community. Construction is planned for 2019.

**Project Budget by Funding Source**

	Reauth	2017	2018	2019	2020	2021	2022
GF GO Borrowing	-	-	-	820,000	-	-	-
Non-GF GO Borrowing	1,664	-	-	40,000	-	-	-
Reserves Applied	-	-	-	20,000	-	-	-
Revenue Bonds - Capitalized	-	-	-	135,000	-	-	-
<b>Total</b>	<b>\$ 1,664</b>	<b>\$ -</b>	<b>\$ -</b>	<b>\$ 1,015,000</b>	<b>\$ -</b>	<b>\$ -</b>	<b>\$ -</b>

**Project:** Gammon Road, North

**Project #:** 11129

**Project Description:**

This project will expand Gammon Road from Tree Lane north to the Madison city limits into four lanes including bike lanes and sidewalks. The goal of this project is to provide for the necessary expansion for traffic volume. The construction year is not scheduled, however planning efforts will begin in 2022.

**Project Budget by Funding Source**

	Reauth	2017	2018	2019	2020	2021	2022
GF GO Borrowing	-	-	-	-	-	-	50,000
<b>Total</b>	<b>\$ -</b>	<b>\$ -</b>	<b>\$ -</b>	<b>\$ -</b>	<b>\$ -</b>	<b>\$ -</b>	<b>\$ 50,000</b>

**Project:** Gammon Road, South

**Project #:** 11130

**Project Description:**

This project will replace the existing concrete pavement between Mineral Point Road and Seybold Road. The goal of this project is to improve the pavement rating of the existing roadway; the current pavement rating is 3 of 10. The planned federal funding for this project is not yet secured. The construction year is 2018.

**Project Budget by Funding Source**

	Reauth	2017	2018	2019	2020	2021	2022
Federal Sources	-	-	-	-	2,088,000	-	-
GF GO Borrowing	-	250,000	250,000	-	1,392,000	-	-
Reserves Applied	-	-	-	-	2,000	-	-
Revenue Bonds - Capitalized	-	-	-	-	18,000	-	-
<b>Total</b>	<b>\$ -</b>	<b>\$ 250,000</b>	<b>\$ 250,000</b>	<b>\$ -</b>	<b>\$ 3,500,000</b>	<b>\$ -</b>	<b>\$ -</b>

**Project:** High Point Rd Bridge Over Beltline

**Project #:** 10441

**Project Description:**

This project replaces the existing bridge over the Beltline with a new four lane bridge to match the existing roadway. This project will be done in concert with the extension of the West Towne Bike Path which will run along side the West Beltline Highway, looping up and over the roadway at High Point Road. Construction is planned for 2017.

**Project Budget by Funding Source**

	Reauth	2017	2018	2019	2020	2021	2022
GF GO Borrowing	1,000,000	500,000	-	-	-	-	-
State Sources	150,000	1,630,000	-	-	-	-	-
<b>Total</b>	<b>\$ 1,150,000</b>	<b>\$ 2,130,000</b>	<b>\$ -</b>	<b>\$ -</b>	<b>\$ -</b>	<b>\$ -</b>	<b>\$ -</b>

**Project:** Jeffy Trail **Project #:** 10240

**Project Description:**

This project will expand Jeffy Trail to Raymond Road, contributing to the City's goal of developing the area in accordance with the adopted neighborhood plan. The goal of the project is to improve access to the area. Construction is planned for 2018.

**Project Budget by Funding Source**

	Reauth	2017	2018	2019	2020	2021	2022
GF GO Borrowing	-	-	510,000	-	-	-	-
Non-GF GO Borrowing	-	-	45,000	-	-	-	-
Reserves Applied	-	-	5,000	-	-	-	-
<b>Total</b>	<b>\$ -</b>	<b>\$ -</b>	<b>\$ 560,000</b>	<b>\$ -</b>	<b>\$ -</b>	<b>\$ -</b>	<b>\$ -</b>

**Project:** Johnson St, E Recon: Bldwn-1St (Ph2) **Project #:** 10287

**Project Description:**

This project will reconstruct East Johnson Street from Baldwin Street to First Street (including First Street from East Johnson to East Washington). The goal of the project is to improve the pavement rating of the existing roadway; the current pavement rating is 5 of 10. Construction is planned for 2019.

**Project Budget by Funding Source**

	Reauth	2017	2018	2019	2020	2021	2022
Federal Sources	-	-	-	2,916,000	-	-	-
GF GO Borrowing	-	-	200,000	1,824,000	-	-	-
Reserves Applied	-	-	-	30,000	-	-	-
Revenue Bonds - Capitalized	-	-	-	355,000	-	-	-
Special Assessment	-	-	-	120,000	-	-	-
<b>Total</b>	<b>\$ -</b>	<b>\$ -</b>	<b>\$ 200,000</b>	<b>\$ 5,245,000</b>	<b>\$ -</b>	<b>\$ -</b>	<b>\$ -</b>

**Project:** Johnson, E-Undergrounding Utilities **Project #:** 10241

**Project Description:**

This project will underground utilities on East Johnson Street on the 800 and 900 blocks (from Livingston Street to Breatly Street). The project will be funded by TID proceeds from TID #32. The goal of the project is to provide for a safer and more reliable utility network. Construction is planned for 2017.

**Project Budget by Funding Source**

	Reauth	2017	2018	2019	2020	2021	2022
TIF Proceeds	-	750,000	-	-	-	-	-
<b>Total</b>	<b>\$ -</b>	<b>\$ 750,000</b>	<b>\$ -</b>	<b>\$ -</b>	<b>\$ -</b>	<b>\$ -</b>	<b>\$ -</b>

**Project:** Martin Luther King Jr Blvd **Project #:** 11164

**Project Description:**

This project will replace pavement as necessary, create a pedestrian mall, replace existing sidewalk, and replace trees on Martin Luther King Jr Blvd. The project limits are Main Street to Wilson Street. The goal of this project is to provide for an improved pedestrian experience as well as improvement of the existing roadway pavement rating. Areas of pavement in the existing roadway have a pavement rating of 6 of 10. The project will be funded by TID proceeds from TID #45. Construction is planned for 2019.

**Project Budget by Funding Source**

	Reauth	2017	2018	2019	2020	2021	2022
Reserves Applied	-	-	-	10,000	-	-	-
Revenue Bonds - Capitalized	-	-	-	105,000	-	-	-
TIF Proceeds	-	-	-	2,030,000	-	-	-
<b>Total</b>	<b>\$ -</b>	<b>\$ -</b>	<b>\$ -</b>	<b>\$ 2,145,000</b>	<b>\$ -</b>	<b>\$ -</b>	<b>\$ -</b>

**Project:** McKee Rd (CTH PD) Improvements **Project #:** 10245

**Project Description:**

This project will reconstruct the existing two lane rural roadway into a four lane roadway with bike lanes, sidewalks, and street lighting. The project limits are 1000 feet east of County Highway M at Meriter Way to Maple Grove Road. The goal of this project is to improve the pavement rating of the existing roadway which is currently 5 of 10. Construction is planned for 2017.

**Project Budget by Funding Source**

	Reauth	2017	2018	2019	2020	2021	2022
County Sources	-	3,125,996	-	-	-	-	-
Federal Sources	-	6,080,000	-	-	-	-	-
GF GO Borrowing	-	3,654,004	-	-	-	-	-
<b>Total</b>	<b>\$ -</b>	<b>\$ 12,860,000</b>	<b>\$ -</b>	<b>\$ -</b>	<b>\$ -</b>	<b>\$ -</b>	<b>\$ -</b>

**Project:** McKenna Boulevard Reconstruction **Project #:** 10878

**Project Description:**

This project will reconstruct southbound lanes to allow for construction of a median to assist pedestrian crossings and left turn lanes into Elver Park with the goal of improving community safety. The median installation project limits are from Morraine View Drive to Hammersley Road. Resurfacing is also included from Schroeder Road to Pilgrim Road to improve the pavement rating which is currently 4 of 10. Construction is planned for 2017.

**Project Budget by Funding Source**

	Reauth	2017	2018	2019	2020	2021	2022
GF GO Borrowing	6,047	750,000	-	-	-	-	-
Non-GF GO Borrowing	41,366	100,000	-	-	-	-	-
Reserves Applied	-	10,000	-	-	-	-	-
<b>Total</b>	<b>\$ 47,413</b>	<b>\$ 860,000</b>	<b>\$ -</b>	<b>\$ -</b>	<b>\$ -</b>	<b>\$ -</b>	<b>\$ -</b>

**Project:** Mineral Point Rd (Beltline-High Pt) **Project #:** 11131

**Project Description:**

This project will replace the existing pavement and replace sidewalk as necessary throughout the project limits from the West Beltline Highway to High Point Road. The goal of this project is to improve the pavement rating of the existing roadway; the current pavement rating is 5 of 10. Construction is planned for 2020.

**Project Budget by Funding Source**

	Reauth	2017	2018	2019	2020	2021	2022
Federal Sources	-	-	-	-	665,000	-	-
GF GO Borrowing	130,000	-	-	-	665,000	-	-
<b>Total</b>	<b>\$ 130,000</b>	<b>\$ -</b>	<b>\$ -</b>	<b>\$ -</b>	<b>\$ 1,330,000</b>	<b>\$ -</b>	<b>\$ -</b>

**Project:** Mineral Point Rd (S Point To Pleasant View) **Project #:** 11165

**Project Description:**

This project will replace the existing roadway from South Point Road to Pleasant View Road with four lanes, a grassed median, and bike lanes. The goal of this project is to expand the existing roadway to accommodate traffic volume as well as improve the pavement rating. The pavement rating for the existing roadway is 5 of 10. The federal funding planned for this project is not yet secured. Design for this project is anticipated in 2017 and 2018 with construction in 2022.

**Project Budget by Funding Source**

	Reauth	2017	2018	2019	2020	2021	2022
County Sources	-	135,000	135,000	-	-	-	1,072,000
Federal Sources	-	-	-	-	-	-	3,216,000
GF GO Borrowing	-	135,000	135,000	-	-	-	2,572,000
<b>Total</b>	<b>\$ -</b>	<b>\$ 270,000</b>	<b>\$ 270,000</b>	<b>\$ -</b>	<b>\$ -</b>	<b>\$ -</b>	<b>\$ 6,860,000</b>

**Project:** Monroe St **Project #:** 10251

**Project Description:**

This project will resurface Monroe Street from Odana Road to Leonard Street and Leonard Street to Regent Street. The goal of the project is to improve the pavement rating of the existing roadway. The current pavement rating for the roadway is 3 of 10. Pavement patch repairs are planned in 2017, while complete construction is planned for 2020.

**Project Budget by Funding Source**

	Reauth	2017	2018	2019	2020	2021	2022
GF GO Borrowing	-	300,000	-	-	10,090,000	-	-
Non-GF GO Borrowing	-	-	-	-	520,000	-	-
Reserves Applied	-	-	-	-	130,000	-	-
Revenue Bonds - Capitalized	-	-	-	-	3,900,000	-	-
Special Assessment	-	-	-	-	270,000	-	-
<b>Total</b>	<b>\$ -</b>	<b>\$ 300,000</b>	<b>\$ -</b>	<b>\$ -</b>	<b>\$ 14,910,000</b>	<b>\$ -</b>	<b>\$ -</b>

**Project:** Neighborhood Traffic Management & Pedestrian Improvements **Project #:** 10546

**Project Description:**

This program provides funding to retrofit existing streets with structural elements such as speed humps, traffic tables or traffic circles. The program also includes pedestrian Improvements on major streets for the installation of roadway islands and other modifications will aid in pedestrian crossing safety. The goal of this program is to reduce the speed of traffic and improve pedestrian safety. Construction is principally done on local streets where existing traffic impacts are significant and where local support exists within the context of a neighborhood traffic plan. In order to facilitate this work, Engineering has developed a contract for the components of traffic management at locations to be determined during the course of the year by the City Traffic Engineer.

**Project Budget by Funding Source**

	Reauth	2017	2018	2019	2020	2021	2022
GF GO Borrowing	-	310,000	320,000	330,000	340,000	350,000	350,000
<b>Total</b>	<b>\$ -</b>	<b>\$ 310,000</b>	<b>\$ 320,000</b>	<b>\$ 330,000</b>	<b>\$ 340,000</b>	<b>\$ 350,000</b>	<b>\$ 350,000</b>

**Project:** Outer Capitol Loop Southeast **Project #:** 10303

**Project Description:**

This project will reconstruct the roadway on East Doty Street from Martin Luther King Jr. Boulevard to South Webster Street, and on South Pinckney from East Doty Street to South Webster Street. The project scope includes new pedestrian and street lighting, sidewalks, bike lanes, and pedestrian bump outs to improve pedestrian accessibility. The goal of this project is to improve the roadway's pavement rating as well as provide for an improved pedestrian environment. Portions of the pavement rating for the current roadway is 5 of 10. The project will be funded by TIF proceeds from escrow cash from TID #25 using the 1/2 mile rule.

**Project Budget by Funding Source**

	Reauth	2017	2018	2019	2020	2021	2022
Reserves Applied	-	-	-	20,000	-	-	-
Revenue Bonds - Capitalized	-	-	-	155,000	-	-	-
Special Assessment	-	-	-	30,000	-	-	-
TIF Proceeds	-	-	-	1,800,000	-	-	-
<b>Total</b>	<b>\$ -</b>	<b>\$ -</b>	<b>\$ -</b>	<b>\$ 2,005,000</b>	<b>\$ -</b>	<b>\$ -</b>	<b>\$ -</b>



**Project:** Park St, S (Olin To RR) **Project #:** 11133

**Project Description:**

This project will reconstruct South Park Street from the railroad to Olin Avenue. The goal of the project is to improve the pavement rating of the roadway; the current pavement rating is 4 of 10. The planned state source funding is not yet secured. Construction is planned for 2021.

**Project Budget by Funding Source**

	Reauth	2017	2018	2019	2020	2021	2022
GF GO Borrowing	-	-	150,000	-	-	1,505,000	-
Non-GF GO Borrowing	-	-	-	-	-	105,000	-
Reserves Applied	-	-	-	-	-	20,000	-
Revenue Bonds - Capitalized	-	-	-	-	-	100,000	-
State Sources	-	-	150,000	-	-	1,620,000	-
<b>Total</b>	<b>\$ -</b>	<b>\$ -</b>	<b>\$ 300,000</b>	<b>\$ -</b>	<b>\$ -</b>	<b>\$ 3,350,000</b>	<b>\$ -</b>

**Project:** Park St, S (W Wash-Olin, Rr-Badger) **Project #:** 11132

**Project Description:**

This project will repair deteriorated pavement joints on South Park Street from Badger Road to the Union Pacific railroad (TID 38), and Olin Avenue to West Washington Avenue. The goal of the project is to improve the condition rating of the existing roadway; the current pavement rating of the roadway is 4 of 10. Construction is planned during 2019 and 2020.

**Project Budget by Funding Source**

	Reauth	2017	2018	2019	2020	2021	2022
GF GO Borrowing	-	-	-	1,650,000	1,440,000	-	-
Non-GF GO Borrowing	-	-	-	180,000	180,000	-	-
Reserves Applied	-	-	-	107,500	107,500	-	-
Revenue Bonds - Capitalized	-	-	-	787,500	787,500	-	-
<b>Total</b>	<b>\$ -</b>	<b>\$ -</b>	<b>\$ -</b>	<b>\$ 2,725,000</b>	<b>\$ 2,515,000</b>	<b>\$ -</b>	<b>\$ -</b>

**Project:** Pavement Management **Project #:** 10540

**Project Description:**

This program provides funding to resurface existing streets with new asphaltic pavement, repair deteriorated pavement joints in concrete streets, seal cracks in asphaltic pavements, and to chip seal streets with curb and gutter. The goal of the program is to extend the life of existing streets and postpone the cost of complete street reconstruction. Projects planned for 2017 include: Gorham Street, Butler Street, Bridge Road, Walter Street, and Yuma Drive.

**Project Budget by Funding Source**

	Reauth	2017	2018	2019	2020	2021	2022
GF GO Borrowing	1,142,235	4,899,800	9,600,000	9,850,000	10,100,000	10,350,000	10,350,000
Non-GF GO Borrowing	-	730,000	-	-	-	-	-
Reserves Applied	60,000	240,000	-	-	-	-	-
Revenue Bonds - Capitalized	238,500	2,030,000	-	-	-	-	-
Special Assessment	61,070	1,150,000	1,200,000	1,250,000	1,300,000	1,350,000	1,350,000
State Sources	-	225,000	225,000	225,000	225,000	225,000	225,000
TIF Proceeds	-	770,000	450,000	-	-	-	-
<b>Total</b>	<b>\$ 1,501,805</b>	<b>\$ 10,044,800</b>	<b>\$ 11,475,000</b>	<b>\$ 11,325,000</b>	<b>\$ 11,625,000</b>	<b>\$ 11,925,000</b>	<b>\$ 11,925,000</b>

**Project:** Pleasant View Road

**Project #:** 10284

**Project Description:**

This project will reconstruct the existing two lane rural roadway to a four lane roadway with bike lanes and sidewalks. The project will also include a multi-use path throughout the corridor and street lighting infrastructure from US Highway 14 to Mineral Point Road. The goal of this project is to expand the existing roadway to adequately provide for traffic volume as well as improve the pavement quality rating which is currently 5 of 10. The planned federal funding for this project is not yet secured. Design for the project is anticipated to be completed during years 2017-2020 with construction in 2021 and 2022.

**Project Budget by Funding Source**

	Reauth	2017	2018	2019	2020	2021	2022
Federal Sources	-	-	-	-	-	6,629,600	2,359,900
GF GO Borrowing	-	200,000	785,000	1,052,500	400,000	-	2,060,200
Municipal Capital Participate	50,000	1,476,800	648,800	82,500	-	6,629,500	299,700
<b>Total</b>	<b>\$ 50,000</b>	<b>\$ 1,676,800</b>	<b>\$ 1,433,800</b>	<b>\$ 1,135,000</b>	<b>\$ 400,000</b>	<b>\$ 13,259,100</b>	<b>\$ 4,719,800</b>

**Project:** Reconstruction Streets

**Project #:** 10226

**Project Description:**

This program provides funding to replace deteriorated streets with the goal of improving and maintaining quality neighborhood roadways. This is a continuing program with projects prioritized on an annual basis for efforts to reach Madison's goal of having less than 30% of local streets with a deficient pavement rating of less than 5 of 10. Projects planned for 2017 include: Bassett Street, Grand Avenue, Mason Street, Van Hise Avenue, and Park Place.

**Project Budget by Funding Source**

	Reauth	2017	2018	2019	2020	2021	2022
GF GO Borrowing	395,500	2,000,000	4,000,000	4,000,000	4,000,000	4,000,000	4,000,000
Non-GF GO Borrowing	399,500	420,000	-	-	-	-	-
Reserves Applied	175,900	320,000	-	-	-	-	-
Revenue Bonds - Capitalized	243,500	2,569,000	-	-	-	-	-
Special Assessment	106,165	815,000	815,000	815,000	815,000	815,000	815,000
TIF Proceeds	-	1,755,000	1,450,000	1,125,000	-	-	-
<b>Total</b>	<b>\$ 1,320,565</b>	<b>\$ 7,879,000</b>	<b>\$ 6,265,000</b>	<b>\$ 5,940,000</b>	<b>\$ 4,815,000</b>	<b>\$ 4,815,000</b>	<b>\$ 4,815,000</b>

**Project:** RR Crossing

**Project #:** 10218

**Project Description:**

This program repairs railroad crossings and installs infrastructure to support railroad quiet zones in the City. The goal of this project is to provide safe railroad crossings for the community and improve the quality of the neighborhoods adjacent to railroads. In 2019 a quiet zone will be installed at Corry Street and Waubesa Street.

**Project Budget by Funding Source**

	Reauth	2017	2018	2019	2020	2021	2022
GF GO Borrowing	40,000	130,000	120,000	130,000	140,000	150,000	150,000
Miscellaneous Revenue	360,000	-	-	-	-	-	-
TIF Proceeds	-	-	-	450,000	-	-	-
<b>Total</b>	<b>\$ 400,000</b>	<b>\$ 130,000</b>	<b>\$ 120,000</b>	<b>\$ 580,000</b>	<b>\$ 140,000</b>	<b>\$ 150,000</b>	<b>\$ 150,000</b>

**Project:** Rural to Urban Streets

**Project #:** 10204

**Project Description:**

This program provides funding for reconstruction of streets with substandard pavement and no existing curb and gutter. The program works to align these roads with City standards. Funding is provided partially by assessments to adjacent property owners, as well as the City's share of constructing streets adjacent to parks and greenways in new subdivisions. The goal of this program is to contribute to the improvement of quality neighborhoods in the City in addition to improving the pavement quality of the existing streets. This a continuing program with individualized projects in 2017 identified in the areas of S. High Point Drive as well as the stretch of roadway from Hillcrest Rd to Mineral Point Rd.

**Project Budget by Funding Source**

	Reauth	2017	2018	2019	2020	2021	2022
GF GO Borrowing	258,325	3,280,000	3,220,000	3,360,000	3,500,000	3,640,000	3,640,000
Non-GF GO Borrowing	565,495	880,000	-	-	-	-	-
Reserves Applied	68,400	350,000	-	-	-	-	-
Revenue Bonds - Capitalized	95,400	2,337,000	-	-	-	-	-
Special Assessment	-	1,420,000	1,380,000	1,440,000	1,500,000	1,560,000	1,560,000
<b>Total</b>	<b>\$ 987,620</b>	<b>\$ 8,267,000</b>	<b>\$ 4,600,000</b>	<b>\$ 4,800,000</b>	<b>\$ 5,000,000</b>	<b>\$ 5,200,000</b>	<b>\$ 5,200,000</b>

**Project:** Treetops/Feather Edge Drive

**Project #:** 22

**Project Description:**

This project extends the existing roadway at Treetops Drive and Feather Edge Drive to Meadow Road. The goal of this project is to create access to the expanded Hill Creek Park and the new Stormwater Management Facilities located on that property.

**Project Budget by Funding Source**

	Reauth	2017	2018	2019	2020	2021	2022
Special Assessment	-	-	-	-	1,500,000	-	-
<b>Total</b>	<b>\$ -</b>	<b>\$ -</b>	<b>\$ -</b>	<b>\$ -</b>	<b>\$ 1,500,000</b>	<b>\$ -</b>	<b>\$ -</b>

**Project:** University Ave (Shorewood To University Bay)

**Project #:** 11168

**Project Description:**

This project will reconstruct the roadway on University Avenue from Shorewood Boulevard to University Bay Drive as well as adding bike lanes. The goal of this project is to improve the pavement rating of the existing roadway; the current pavement rating for this roadway is considered deficient at 5 of 10. The planned federal funding for this project is not yet secured. Planning efforts will begin in 2017, and the construction year is 2022.

**Project Budget by Funding Source**

	Reauth	2017	2018	2019	2020	2021	2022
Federal Sources	-	-	-	-	-	-	6,450,000
GF GO Borrowing	-	270,000	270,000	-	-	-	2,150,000
Municipal Capital Participate	-	270,000	270,000	-	-	-	2,150,000
Reserves Applied	-	-	-	-	-	-	60,000
Revenue Bonds - Capitalized	-	-	-	-	-	-	540,000
<b>Total</b>	<b>\$ -</b>	<b>\$ 540,000</b>	<b>\$ 540,000</b>	<b>\$ -</b>	<b>\$ -</b>	<b>\$ -</b>	<b>\$ 11,350,000</b>

**Project:** Washington Ave E. Streetscape **Project #:** 11169

**Project Description:**

This project will apply red epoxy marking to the existing crosswalks on East Washington Avenue from Paterson Street to Portage Road. The goal of this project is to improve pedestrian safety as this is a high traffic area. Construction for the project is planned for 2021.

**Project Budget by Funding Source**

	Reauth	2017	2018	2019	2020	2021	2022
GF GO Borrowing	-	-	-	-	-	200,000	-
<b>Total</b>	\$ -	\$ -	\$ -	\$ -	\$ -	\$ 200,000	\$ -

**Project:** Washington Ave, W (Regent to Bedford) **Project #:** 10259

**Project Description:**

This project will replace existing concrete pavement on West Washington Avenue from Regent Street to Bedford Street. The current condition of the pavement is rated 5 of 10. The goal of the project is to improve the pavement rating of the roadway.

**Project Budget by Funding Source**

	Reauth	2017	2018	2019	2020	2021	2022
GF GO Borrowing	-	-	-	1,900,000	-	-	-
Non-GF GO Borrowing	-	-	-	55,000	-	-	-
Reserves Applied	-	-	-	35,000	-	-	-
Revenue Bonds - Capitalized	-	-	-	285,000	-	-	-
Special Assessment	-	-	-	50,000	-	-	-
<b>Total</b>	\$ -	\$ -	\$ -	\$ 2,325,000	\$ -	\$ -	\$ -

**Project:** Wilson St (Hamilton to MLK) **Project #:** 23

**Project Description:**

This project will replace the existing concrete at Wilson Street from Hamilton Street to Martin Luther King Jr. Blvd. The goal of this project is to improve the pavement rating of the existing roadway which is currently 4 of 10. The project will be funded by TIF proceeds from TID #25. Construction is planned for 2017.

**Project Budget by Funding Source**

	Reauth	2017	2018	2019	2020	2021	2022
Reserves Applied	-	25,000	-	-	-	-	-
Revenue Bonds - Capitalized	-	275,000	-	-	-	-	-
Special Assessment	-	27,500	-	-	-	-	-
TIF Proceeds	-	1,165,000	-	-	-	-	-
<b>Total</b>	\$ -	\$ 1,492,500	\$ -	\$ -	\$ -	\$ -	\$ -

**Project:** Wilson St (MLK to King) **Project #:** 24

**Project Description:**

This project will replace the existing concrete at Wilson Street from Martin Luther King Jr. Blvd to King Street. The goal of this project is to improve the pavement rating of the existing roadway which is currently 4 of 10. The project will be funded by TIF proceeds from TID #45. Construction is planned for 2019.

**Project Budget by Funding Source**

	Reauth	2017	2018	2019	2020	2021	2022
Reserves Applied	-	-	-	25,000	-	-	-
Revenue Bonds - Capitalized	-	-	-	275,000	-	-	-
Special Assessment	-	-	-	27,500	-	-	-
TIF Proceeds	-	-	-	1,165,000	-	-	-
<b>Total</b>	\$ -	\$ -	\$ -	\$ 1,492,500	\$ -	\$ -	\$ -

**Project:** Wilson/Williamson St (Frnk-Blnt)

**Project #:** 11135

**Project Description:**

This project will replace the existing pavement on Wilson/Williamson Street from Franklin Street to Blount Street in addition to replacing sidewalks as deemed necessary. The current pavement rating is 3 of 10. The goal of the project is to improve the pavement rating of the roadway. The project will be funded by TIF proceeds from TID #32, under a half-mile rule plan amendment.

**Project Budget by Funding Source**

	Reauth	2017	2018	2019	2020	2021	2022
Non-GF GO Borrowing	-	36,000	-	-	-	-	-
Reserves Applied	-	44,000	-	-	-	-	-
Revenue Bonds - Capitalized	-	375,000	-	-	-	-	-
Special Assessment	-	50,000	-	-	-	-	-
TIF Proceeds	-	1,600,000	-	-	-	-	-
<b>Total</b>	<b>\$ -</b>	<b>\$ 2,105,000</b>	<b>\$ -</b>	<b>\$ -</b>	<b>\$ -</b>	<b>\$ -</b>	<b>\$ -</b>

**City of Madison: 2017 Capital Budget**  
**2017 Appropriation**

*Executive Budget*

**Agency: Engineering - Major Streets**

**2017 Appropriation**

**Executive Budget**

	Request	Executive	GO Borrowing	Other	Total
Atwood Ave: Fair Oaks - Cottage Grv	652,500	652,500	652,500	-	652,500
Bridge Repair	750,000	750,000	750,000	-	750,000
Buckeye Rd Improvements	200,000	200,000	200,000	-	200,000
Capitol Square Pavement Replacement	2,045,000	2,045,000	45,000	2,000,000	2,045,000
City View Drive	197,500	197,500	-	197,500	197,500
Cottage Grove Rd (I39 To Sprecher)	1,000,000	1,000,000	1,000,000	-	1,000,000
CTH M (CTH PD Area)	19,805,000	4,951,250	265,351	4,685,899	4,951,250
CTH M (Midtown Area)	17,715,000	4,428,749	1,317,821	3,110,928	4,428,749
Gammon Road, South	250,000	250,000	250,000	-	250,000
High Point Rd Bridge Over Beltline	2,130,000	2,130,000	500,000	1,630,000	2,130,000
Johnson, E-Undergrounding Utilities	750,000	750,000	-	750,000	750,000
Mckee Rd (CTH PD) Improvements	12,860,000	12,860,000	3,654,004	9,205,996	12,860,000
McKenna Boulevard Reconstruction	860,000	860,000	850,000	10,000	860,000
Mineral Point Rd (S Point To Pleasant View)	270,000	270,000	135,000	135,000	270,000
Monroe St	300,000	300,000	300,000	-	300,000
Neighborhood Traffic Management & Pedestrian Impr	310,000	310,000	310,000	-	310,000
Pavement Management	10,044,800	10,044,800	5,629,800	4,415,000	10,044,800
Pleasant View Road	1,676,800	1,676,800	200,000	1,476,800	1,676,800
Reconstruction Streets	7,879,000	7,879,000	2,420,000	5,459,000	7,879,000
RR Crossing	130,000	130,000	130,000	-	130,000
Rural to Urban Streets	8,267,000	8,267,000	4,160,000	4,107,000	8,267,000
Sewer Reconstruction	775,000	-	-	-	-
Storm Sewer with Streets Projects	250,000	-	-	-	-
University Ave (Shorewood To University Bay)	540,000	540,000	270,000	270,000	540,000
Wilson St (Hamilton to MLK)	-	1,492,500	-	1,492,500	1,492,500
Wilson/Williamson St (Frnk-Blnt)	-	2,105,000	36,000	2,069,000	2,105,000
<b>Total</b>	<b>\$ 89,657,600</b>	<b>\$ 64,090,099</b>	<b>\$ 23,075,476</b>	<b>\$ 41,014,623</b>	<b>\$ 64,090,099</b>

**Reauthorized Appropriation**

	GO Borrowing	Other	Total
Atwood Ave: Fair Oaks - Cottage Grv	100,000	-	100,000
Buckeye Rd Improvements	72,173	82,500	154,673
Capitol Square Pavement Replacement	46,219	-	46,219
City View Drive	295,650	3,172,500	3,468,150
Cottage Grove Rd (I39 To Sprecher)	12,309	224,000	236,309
CTH M (Midtown Area)	1,000	-	1,000
Darbo Webb Connection	1,664	-	1,664
High Point Rd Bridge Over Beltline	1,000,000	150,000	1,150,000
McKenna Boulevard Reconstruction	47,413	-	47,413
Mineral Point Rd (Beltline-High Pt)	130,000	-	130,000
Pavement Management	1,142,235	359,570	1,501,805
Pleasant View Road	-	50,000	50,000
Reconstruction Streets	795,000	377,565	1,172,565
RR Crossing	40,000	360,000	400,000
Rural to Urban Streets	823,820	163,800	987,620
<b>Total</b>	<b>\$ 4,507,483</b>	<b>\$ 4,939,935</b>	<b>\$ 9,447,418</b>

**TOTAL 2017 APPROPRIATION**

**\$ 27,582,959 \$ 45,954,558 \$ 73,537,517**

**City of Madison: 2017 Capital Budget**  
**Capital Improvement Plan**

*Executive Budget*

**Agency: Engineering - Other Projects**

**Project Summary**

	2017	2018	2019	2020	2021	2022
Aerial Photo / Orthophotos	-	50,000	-	50,000	-	70,000
Equipment and Vehicle Replacement	1,404,700	1,478,400	1,566,400	1,700,985	1,700,985	1,930,500
Public Drinking Fountains	-	-	40,000	40,000	40,000	50,000
Radio System Digital Conversion	225,750	-	-	-	-	-
Right of Way Landscaping & Trees	122,425	150,000	155,000	160,000	172,240	175,000
Service Building Improvements	121,800	127,300	134,100	140,420	140,420	154,813
Underground Storage Tanks	5,000	5,000	5,000	5,000	5,000	5,000
Warning Sirens	-	60,000	-	30,000	-	60,000
Waste Oil Collection Sites	50,000	-	10,000	-	10,000	50,000
<b>Total</b>	<b>\$ 1,929,675</b>	<b>\$ 1,870,700</b>	<b>\$ 1,910,500</b>	<b>\$ 2,126,405</b>	<b>\$ 2,068,645</b>	<b>\$ 2,495,313</b>

**Changes from 2016 CIP**

Project	Change
Radio System Digital Conversion	Project added to CIP

## City of Madison: 2017 Capital Budget Expense & Funding Schedule

### Executive Budget

Agency: **Engineering - Other Projects**

#### 2017 CIP by Expenditure Type

	2017	2018	2019	2020	2021	2022
Building	121,800	127,300	134,100	140,420	140,420	154,813
Land Improvements	122,425	150,000	155,000	160,000	172,240	175,000
Machinery and Equipment	1,630,450	1,478,400	1,566,400	1,700,985	1,700,985	1,930,500
Other	55,000	115,000	55,000	125,000	55,000	235,000
<b>Total</b>	<b>\$ 1,929,675</b>	<b>\$ 1,870,700</b>	<b>\$ 1,910,500</b>	<b>\$ 2,126,405</b>	<b>\$ 2,068,645</b>	<b>\$ 2,495,313</b>

#### 2017 CIP by Funding Source

	2017	2018	2019	2020	2021	2022
GF GO Borrowing	-	235,000	200,000	255,000	217,240	318,000
Reserves Applied	1,651,975	1,501,300	1,568,100	1,716,770	1,696,770	2,001,813
Sale Property/Capital Asset	127,700	134,400	142,400	154,635	154,635	175,500
Transfer from General Fund	150,000	-	-	-	-	-
<b>Total</b>	<b>\$ 1,929,675</b>	<b>\$ 1,870,700</b>	<b>\$ 1,910,500</b>	<b>\$ 2,126,405</b>	<b>\$ 2,068,645</b>	<b>\$ 2,495,313</b>

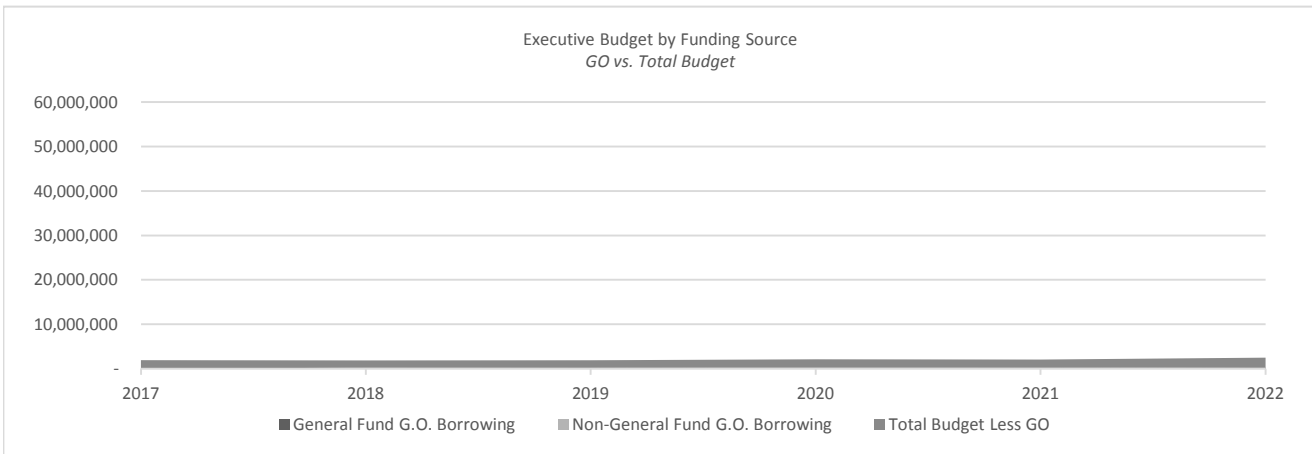
#### Borrowing Summary

##### Borrowing Schedule

	2017	2018	2019	2020	2021	2022
General Fund G.O. Borrowing	-	235,000	200,000	255,000	217,240	318,000
Non-General Fund G.O. Borrowing	-	-	-	-	-	-
<b>Total</b>	<b>\$ -</b>	<b>\$ 235,000</b>	<b>\$ 200,000</b>	<b>\$ 255,000</b>	<b>\$ 217,240</b>	<b>\$ 318,000</b>

##### Annual Debt Service

General Fund G.O. Borrowing	-	30,550	26,000	33,150	28,241	41,340
Non-General Fund G.O. Borrowing	-	-	-	-	-	-





## City of Madison: 2017 Capital Budget

### Project Summary

#### Executive Budget

**Agency:** Engineering - Other Projects

**Project:** Aerial Photo / Orthophotos **Project #:** 11086

**Project Description:**

This program provides updates to the City's GIS base mapping of the aerial photography for the existing City lands as well as adjacent areas into which the City may expand. The goal of this program is to provide data and imagery from these mapping efforts to support efficiency in the City's operations and planning efforts. This program provides the City's Utilities, Planning, and Public Safety agencies with reliable data for daily operations in addition to future community development.

#### Project Budget by Funding Source

	Reauth	2017	2018	2019	2020	2021	2022
GF GO Borrowing	-	-	20,000	-	20,000	-	28,000
Reserves Applied	-	-	30,000	-	30,000	-	42,000
<b>Total</b>	<b>\$ -</b>	<b>\$ -</b>	<b>\$ 50,000</b>	<b>\$ -</b>	<b>\$ 50,000</b>	<b>\$ -</b>	<b>\$ 70,000</b>

**Project:** Equipment and Vehicle Replacement **Project #:** 10576

**Project Description:**

This program purchases both new and replacement vehicles and equipment utilized by the Landfill, Sewer, and Stormwater Utilities. The goal of this program is to sufficiently provide the necessary transportation and equipment resources for the services provided by these agencies.

#### Project Budget by Funding Source

	Reauth	2017	2018	2019	2020	2021	2022
Reserves Applied	-	1,277,000	1,344,000	1,424,000	1,546,350	1,546,350	1,755,000
Sale Property/Capital Asset	-	127,700	134,400	142,400	154,635	154,635	175,500
<b>Total</b>	<b>\$ -</b>	<b>\$ 1,404,700</b>	<b>\$ 1,478,400</b>	<b>\$ 1,566,400</b>	<b>\$ 1,700,985</b>	<b>\$ 1,700,985</b>	<b>\$ 1,930,500</b>

**Project:** Public Drinking Fountains **Project #:** 11081

**Project Description:**

This program installs drinking fountains in public spaces such as parks, along bikeways, or within right-of-ways. The goal of this program is to improve the community's access to public drinking fountains. The program installs one to two drinking fountains per year.

#### Project Budget by Funding Source

	Reauth	2017	2018	2019	2020	2021	2022
GF GO Borrowing	63,000	-	-	40,000	40,000	40,000	50,000
<b>Total</b>	<b>\$ 63,000</b>	<b>\$ -</b>	<b>\$ -</b>	<b>\$ 40,000</b>	<b>\$ 40,000</b>	<b>\$ 40,000</b>	<b>\$ 50,000</b>

**Project:** Radio System Digital Conversion **Project #:** 25

**Project Description:**

This project is for the conversion of the City's radio system from analog to digital. The goal of this project is to modernize the radio system utilized by Public Works staff. The replacement of the radios is scheduled for 2017.

#### Project Budget by Funding Source

	Reauth	2017	2018	2019	2020	2021	2022
Reserves Applied	-	203,175	-	-	-	-	-
Transfer from General Fund	-	22,575	-	-	-	-	-
<b>Total</b>	<b>\$ -</b>	<b>\$ 225,750</b>	<b>\$ -</b>	<b>\$ -</b>	<b>\$ -</b>	<b>\$ -</b>	<b>\$ -</b>

**Project:** Right of Way Landscaping & Trees **Project #:** 11082

**Project Description:**

This program landscapes boulevards and other areas within existing right of ways across the City. This program installs landscaping and plants trees within right of ways located throughout the City. The goal of the program is to minimize stormwater runoff.

**Project Budget by Funding Source**

	Reauth	2017	2018	2019	2020	2021	2022
GF GO Borrowing	-	-	150,000	155,000	160,000	172,240	175,000
Transfer from General Fund	-	122,425	-	-	-	-	-
<b>Total</b>	<b>\$ -</b>	<b>\$ 122,425</b>	<b>\$ 150,000</b>	<b>\$ 155,000</b>	<b>\$ 160,000</b>	<b>\$ 172,240</b>	<b>\$ 175,000</b>

**Project:** Service Building Improvements **Project #:** 10192

**Project Description:**

This program is for the replacement of existing mechanical equipment at the Engineering Services Building located at 1600 Emil Street. The goal of the program is to upgrade the aged mechanical equipment to maintain the operational functions of the facility. This is a continuing program with itemized improvement projects prioritized annually.

**Project Budget by Funding Source**

	Reauth	2017	2018	2019	2020	2021	2022
Reserves Applied	-	121,800	127,300	134,100	140,420	140,420	154,813
<b>Total</b>	<b>\$ -</b>	<b>\$ 121,800</b>	<b>\$ 127,300</b>	<b>\$ 134,100</b>	<b>\$ 140,420</b>	<b>\$ 140,420</b>	<b>\$ 154,813</b>

**Project:** Underground Storage Tanks **Project #:** 11084

**Project Description:**

This program provides funding for the State-mandated removal and cleanup of underground storage tanks. The program covers all underground tanks found within the City and encompasses the removal of the tanks, soil testing, remediation of contaminated soils, consultant fees, installation of treatment systems, and tank integrity testing. The goal of the program is to keep the City in compliance with mandated standards. This is an ongoing program that evaluates the potential work sites on an annual basis.

**Project Budget by Funding Source**

	Reauth	2017	2018	2019	2020	2021	2022
GF GO Borrowing	5,146	-	5,000	5,000	5,000	5,000	5,000
Transfer from General Fund	-	5,000	-	-	-	-	-
<b>Total</b>	<b>\$ 5,146</b>	<b>\$ 5,000</b>	<b>\$ 5,000</b>	<b>\$ 5,000</b>	<b>\$ 5,000</b>	<b>\$ 5,000</b>	<b>\$ 5,000</b>

**Project:** Warning Sirens **Project #:** 11087

**Project Description:**

This program funds major upgrades and expansion of the City's emergency warning sirens. The goal of this program is maintain an adequate alert system provided by our network of warning sirens.

**Project Budget by Funding Source**

	Reauth	2017	2018	2019	2020	2021	2022
GF GO Borrowing	-	-	60,000	-	30,000	-	60,000
<b>Total</b>	<b>\$ -</b>	<b>\$ -</b>	<b>\$ 60,000</b>	<b>\$ -</b>	<b>\$ 30,000</b>	<b>\$ -</b>	<b>\$ 60,000</b>

**Project:** Waste Oil Collection Sites

**Project #:** 11085

**Project Description:**

This project provides funding for the planned replacement of the City's four Waste Oil collection sites. The goal of this project is to bring the facilities within compliance of current code guidelines and to better isolate any illicit dumping of PCB contaminated waste oil.

**Project Budget by Funding Source**

	Reauth	2017	2018	2019	2020	2021	2022
Reserves Applied	-	50,000	-	10,000	-	10,000	50,000
<b>Total</b>	<b>\$ -</b>	<b>\$ 50,000</b>	<b>\$ -</b>	<b>\$ 10,000</b>	<b>\$ -</b>	<b>\$ 10,000</b>	<b>\$ 50,000</b>

**City of Madison: 2017 Capital Budget**  
**2017 Appropriation**

*Executive Budget*

Agency: **Engineering - Other Projects**

**2017 Appropriation**

**Executive Budget**

	Request	Executive	GO Borrowing	Other	Total
Equipment and Vehicle Replacement	1,404,700	1,404,700	-	1,404,700	1,404,700
Radio System Digital Conversion	225,750	225,750	-	225,750	225,750
Right of Way Landscaping & Trees	122,425	122,425	-	122,425	122,425
Service Building Improvements	121,800	121,800	-	121,800	121,800
Underground Storage Tanks	5,000	5,000	-	5,000	5,000
Waste Oil Collection Sites	50,000	50,000	-	50,000	50,000
<b>Total</b>	<b>\$ 1,929,675</b>	<b>\$ 1,929,675</b>	<b>\$ -</b>	<b>\$ 1,929,675</b>	<b>\$ 1,929,675</b>

**Reauthorized Appropriation**

	GO Borrowing	Other	Total
Public Drinking Fountains	63,000	-	63,000
Underground Storage Tanks	5,146	-	5,146
<b>Total</b>	<b>\$ 68,146</b>	<b>\$ -</b>	<b>\$ 68,146</b>

**TOTAL 2017 APPROPRIATION** **\$ 68,146** **\$ 1,929,675** **\$ 1,997,821**

**City of Madison: 2017 Capital Budget**  
**Capital Improvement Plan**

*Executive Budget*

Agency: Fire Department

**Project Summary**

	2017	2018	2019	2020	2021	2022
Building Access System	-	-	50,000	-	-	60,000
Communications Equipment	293,100	400,000	150,000	500,000	150,000	300,000
Employee Development Center & EMS	-	-	500,000	5,000,000	-	-
Fire Building Improvements	50,000	50,000	70,000	70,000	70,000	70,000
Fire Equipment	877,000	602,500	500,000	500,000	1,050,000	1,275,000
Fire Station-6W Badger Rd	-	-	500,000	2,500,000	-	-
<b>Total</b>	<b>\$ 1,220,100</b>	<b>\$ 1,052,500</b>	<b>\$ 1,770,000</b>	<b>\$ 8,570,000</b>	<b>\$ 1,270,000</b>	<b>\$ 1,705,000</b>

**Changes from 2016 CIP**

Project	Change
Employee Development Center & EMS	Project deferred 2 years; design in 2019, construction in 2020

**City of Madison: 2017 Capital Budget  
Expense & Funding Schedule**

*Executive Budget*

**Agency: Fire Department**

**2017 CIP by Expenditure Type**

	2017	2018	2019	2020	2021	2022
Building	50,000	50,000	570,000	7,570,000	70,000	70,000
Machinery and Equipment	1,170,100	1,002,500	1,200,000	1,000,000	1,200,000	1,635,000
<b>Total</b>	<b>\$ 1,220,100</b>	<b>\$ 1,052,500</b>	<b>\$ 1,770,000</b>	<b>\$ 8,570,000</b>	<b>\$ 1,270,000</b>	<b>\$ 1,705,000</b>

**2017 CIP by Funding Source**

	2017	2018	2019	2020	2021	2022
GF GO Borrowing	1,220,100	1,052,500	1,770,000	8,570,000	1,270,000	1,705,000
<b>Total</b>	<b>\$ 1,220,100</b>	<b>\$ 1,052,500</b>	<b>\$ 1,770,000</b>	<b>\$ 8,570,000</b>	<b>\$ 1,270,000</b>	<b>\$ 1,705,000</b>

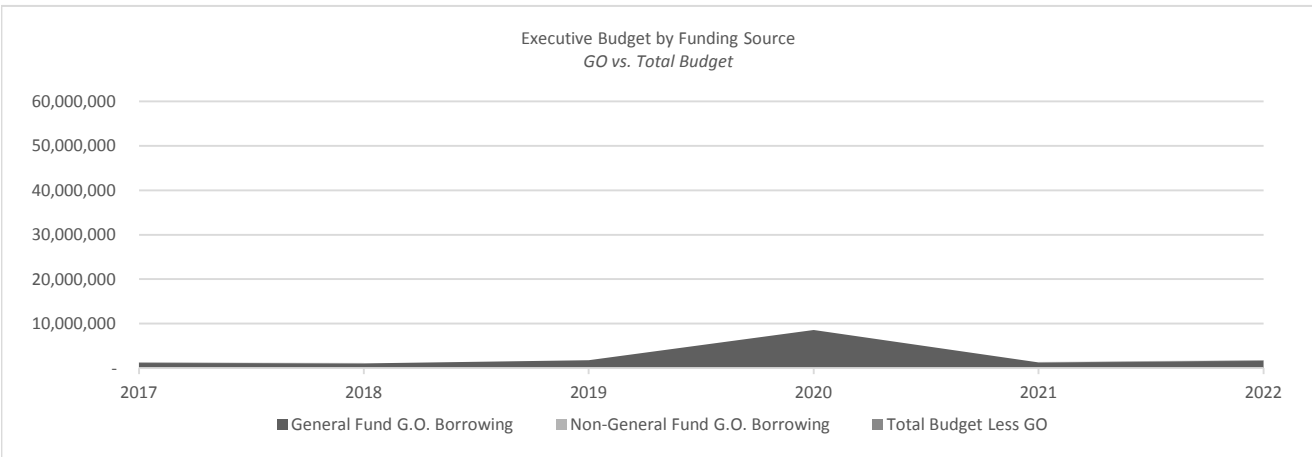
**Borrowing Summary**

*Borrowing Schedule*

	2017	2018	2019	2020	2021	2022
General Fund G.O. Borrowing	1,220,100	1,052,500	1,770,000	8,570,000	1,270,000	1,705,000
Non-General Fund G.O. Borrowing	-	-	-	-	-	-
<b>Total</b>	<b>\$ 1,220,100</b>	<b>\$ 1,052,500</b>	<b>\$ 1,770,000</b>	<b>\$ 8,570,000</b>	<b>\$ 1,270,000</b>	<b>\$ 1,705,000</b>

*Annual Debt Service*

General Fund G.O. Borrowing	158,613	136,825	230,100	1,114,100	165,100	221,650
Non-General Fund G.O. Borrowing	-	-	-	-	-	-



## City of Madison: 2017 Capital Budget

### Project Summary

#### Executive Budget

**Agency:** Fire Department

**Project:** Building Access System **Project #:** 17039

**Project Description:**

This project funds the installation of a new building access system (a system that logs the name, date and time that an individual uses their code to enter the building) for all Fire buildings. The goal of the project is to have all Fire Department buildings fitted with the system, providing increased employee safety, security of City property, simplicity of administering the system including adding new employees and auditing security codes, and reducing maintenance costs. Progress will be measured by employee safety and the reduction in the number of unauthorized entries to Fire Department buildings. Funding is provided in 2019 and 2022.

#### Project Budget by Funding Source

	Reauth	2017	2018	2019	2020	2021	2022
GF GO Borrowing	-	-	-	50,000	-	-	60,000
<b>Total</b>	<b>\$ -</b>	<b>\$ -</b>	<b>\$ -</b>	<b>\$ 50,000</b>	<b>\$ -</b>	<b>\$ -</b>	<b>\$ 60,000</b>

**Project:** Communications Equipment **Project #:** 10376

**Project Description:**

This program funds communication equipment including portable and mobile radios, upgrades, and accessories. The goal of the program is to ensure seamless communication between the Command Center, responding units, and personnel on the scene. Progress will be measured by number of calls with communications issues that are reviewed by the Public Safety Communications Board. The funding 2017 in will provide approximately 100 radios.

#### Project Budget by Funding Source

	Reauth	2017	2018	2019	2020	2021	2022
GF GO Borrowing	5,000	293,100	400,000	150,000	500,000	150,000	300,000
<b>Total</b>	<b>\$ 5,000</b>	<b>\$ 293,100</b>	<b>\$ 400,000</b>	<b>\$ 150,000</b>	<b>\$ 500,000</b>	<b>\$ 150,000</b>	<b>\$ 300,000</b>

**Project:** Employee Development Center & EMS **Project #:** 10410

**Project Description:**

This project funds the construction of a Department Employee Development Center and EMS Unit that will serve the neighborhoods in southeast Madison. The goal of this project is to provide a department training facility and improved response times for EMS calls in southeast Madison and to provide testing and training services to applicants and employees that are not currently being met. Progress will be measured by improving service provider development and improved response times in southeast Madison moving closer to the Department's goal for service. Design, site preparation and construction will be completed in 2019, construction will be completed in 2020.

#### Project Budget by Funding Source

	Reauth	2017	2018	2019	2020	2021	2022
GF GO Borrowing	-	-	-	500,000	5,000,000	-	-
<b>Total</b>	<b>\$ -</b>	<b>\$ -</b>	<b>\$ -</b>	<b>\$ 500,000</b>	<b>\$ 5,000,000</b>	<b>\$ -</b>	<b>\$ -</b>

**Project:** Fire Building Improvements **Project #:** 10381

**Project Description:**

This program funds minor building improvements and repairs at existing Fire facilities. The goal of the program is to maintain the condition of the Fire Administration offices and the stations and to improve energy efficiency. Progress is measured by monitoring work orders for repairs, utility costs and building efficiency. Funding in 2017 will support landscaping at Stations #4 and #5, new resilient flooring at Stations #4 and #7, new carpet at Station #7, and tree removal and replacement at Station #4.

**Project Budget by Funding Source**

	Reauth	2017	2018	2019	2020	2021	2022
GF GO Borrowing	5,000	50,000	50,000	70,000	70,000	70,000	70,000
<b>Total</b>	<b>\$ 5,000</b>	<b>\$ 50,000</b>	<b>\$ 50,000</b>	<b>\$ 70,000</b>	<b>\$ 70,000</b>	<b>\$ 70,000</b>	<b>\$ 70,000</b>

**Project:** Fire Equipment **Project #:** 10373

**Project Description:**

This program replaces safety, rescue, and other operational equipment utilized by the Fire Department. The goal of the program is to have adequate operational equipment to attend to emergency fires, rescues and EMS incidents. Progress can be measured by effective use of equipment and limiting the amount of equipment breakdowns. In 2017, a Reserve Medic Unit is budgeted to assure necessary units are available for providing customer service, and special assignments. Funds are also budgeted for the replacement of Squad 9 which is nearing the end of its useful life.

**Project Budget by Funding Source**

	Reauth	2017	2018	2019	2020	2021	2022
GF GO Borrowing	130,245	877,000	602,500	500,000	500,000	1,050,000	1,275,000
<b>Total</b>	<b>\$ 130,245</b>	<b>\$ 877,000</b>	<b>\$ 602,500</b>	<b>\$ 500,000</b>	<b>\$ 500,000</b>	<b>\$ 1,050,000</b>	<b>\$ 1,275,000</b>

**Project:** Fire Station-6W Badger Rd **Project #:** 17040

**Project Description:**

This project funds the remodel of Fire Station No. 6 located at 825 West Badger Road in south Madison. The goal of this project is to increase capacity at the existing location in anticipation of the Town of Madison annexation. Progress will be measured by monitoring response times from the location. Design for the project is planned for 2019 with construction in 2020.

**Project Budget by Funding Source**

	Reauth	2017	2018	2019	2020	2021	2022
GF GO Borrowing	-	-	-	500,000	2,500,000	-	-
<b>Total</b>	<b>\$ -</b>	<b>\$ -</b>	<b>\$ -</b>	<b>\$ 500,000</b>	<b>\$ 2,500,000</b>	<b>\$ -</b>	<b>\$ -</b>



**City of Madison: 2017 Capital Budget**  
**2017 Appropriation**

*Executive Budget*

**Agency: Fire Department**

**2017 Appropriation**

**Executive Budget**

	Request	Executive	GO Borrowing	Other	Total
Communications Equipment	293,100	293,100	293,100	-	293,100
Employee Development Center & EMS	5,500,000	-	-	-	-
Fire Building Improvements	50,000	50,000	50,000	-	50,000
Fire Equipment	877,000	877,000	877,000	-	877,000
<b>Total</b>	<b>\$ 6,720,100</b>	<b>\$ 1,220,100</b>	<b>\$ 1,220,100</b>	<b>\$ -</b>	<b>\$ 1,220,100</b>

**Reauthorized Appropriation**

	GO Borrowing	Other	Total
Communications Equipment	5,000	-	5,000
Fire Building Improvements	5,000	-	5,000
Fire Equipment	130,245	-	130,245
<b>Total</b>	<b>\$ 140,245</b>	<b>\$ -</b>	<b>\$ 140,245</b>

**TOTAL 2017 APPROPRIATION** **\$ 1,360,345** **\$ -** **\$ 1,360,345**



**City of Madison: 2017 Capital Budget**  
**Capital Improvement Plan**

*Executive Budget*

**Agency:** Fleet Service

**Project Summary**

	2017	2018	2019	2020	2021	2022
Building / Grounds Maint	100,000	-	75,000	-	-	25,000
Fire Apparatus / Rescue Veh	2,467,000	1,151,300	2,701,000	2,200,000	2,965,030	6,450,000
Fleet Equipment Replacement	6,828,020	6,000,000	5,925,000	8,900,000	5,100,000	6,500,000
Fleet Service Relocation	1,572,468	-	20,413,421	8,748,609	-	-
GPS/AVL	-	-	275,000	-	-	-
<b>Total</b>	<b>\$ 10,967,488</b>	<b>\$ 7,151,300</b>	<b>\$ 29,389,421</b>	<b>\$ 19,848,609</b>	<b>\$ 8,065,030</b>	<b>\$ 12,975,000</b>

**Changes from 2016 CIP**

Project	Change
Fleet Service Relocation	Project deferred 2 years; design in 2017, construction in 2019

## City of Madison: 2017 Capital Budget Expense & Funding Schedule

### Executive Budget

Agency: **Fleet Service**

### 2017 CIP by Expenditure Type

	2017	2018	2019	2020	2021	2022
Building	1,572,468	-	20,413,421	8,748,609	-	-
Machinery and Equipment	9,295,020	7,151,300	8,626,000	11,100,000	8,065,030	12,950,000
Other	100,000	-	350,000	-	-	25,000
<b>Total</b>	<b>\$ 10,967,488</b>	<b>\$ 7,151,300</b>	<b>\$ 29,389,421</b>	<b>\$ 19,848,609</b>	<b>\$ 8,065,030</b>	<b>\$ 12,975,000</b>

### 2017 CIP by Funding Source

	2017	2018	2019	2020	2021	2022
Non-GF GO Borrowing	10,039,468	7,151,300	29,389,421	19,848,609	8,065,030	12,975,000
Transfer from General Fund	928,020	-	-	-	-	-
<b>Total</b>	<b>\$ 10,967,488</b>	<b>\$ 7,151,300</b>	<b>\$ 29,389,421</b>	<b>\$ 19,848,609</b>	<b>\$ 8,065,030</b>	<b>\$ 12,975,000</b>

### Borrowing Summary

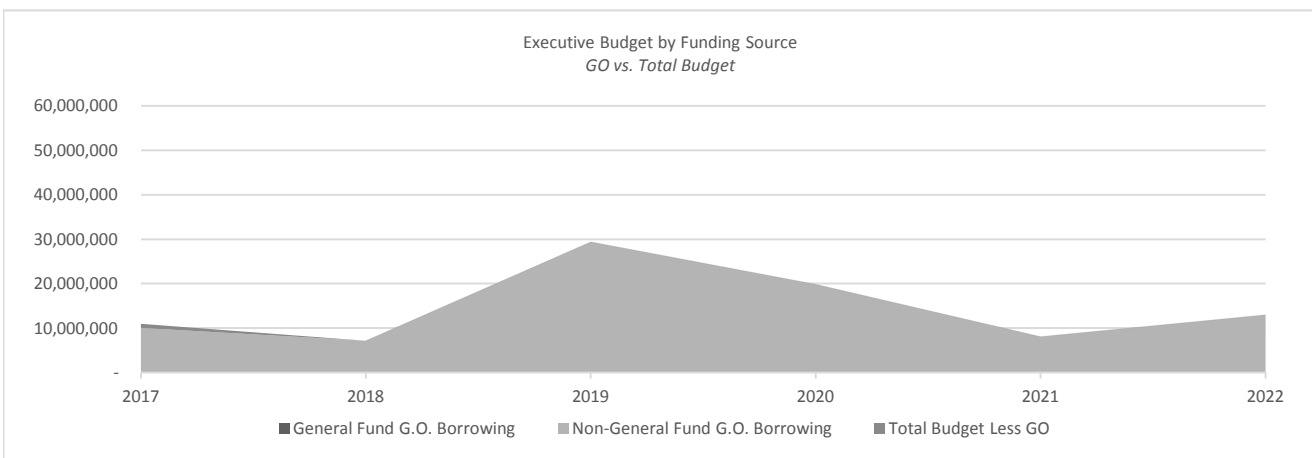
De

#### Borrowing Schedule

	2017	2018	2019	2020	2021	2022
General Fund G.O. Borrowing	-	-	-	-	-	-
Non-General Fund G.O. Borrowing	10,039,468	7,151,300	29,389,421	19,848,609	8,065,030	12,975,000
<b>Total</b>	<b>\$ 10,039,468</b>	<b>\$ 7,151,300</b>	<b>\$ 29,389,421</b>	<b>\$ 19,848,609</b>	<b>\$ 8,065,030</b>	<b>\$ 12,975,000</b>

#### Annual Debt Service

General Fund G.O. Borrowing	-	-	-	-	-	-
Non-General Fund G.O. Borrowing	1,305,131	929,669	3,820,625	2,580,319	1,048,454	1,686,750



## City of Madison: 2017 Capital Budget

### Project Summary

#### Executive Budget

**Agency:** Fleet Service

**Project:** Building / Grounds Maint **Project #:** 12010

**Project Description:**

This program funds ongoing maintenance efforts at the existing Fleet Services location at 200 N. First Street. The goal of the program is to maintain safe and effective operating conditions. Projects planned for 2017 include: grounds improvements, and a fuel system upgrade to the five automated fueling locations in the City.

#### Project Budget by Funding Source

	Reauth	2017	2018	2019	2020	2021	2022
Non-GF GO Borrowing	-	100,000	-	75,000	-	-	25,000
<b>Total</b>	<b>\$ -</b>	<b>\$ 100,000</b>	<b>\$ -</b>	<b>\$ 75,000</b>	<b>\$ -</b>	<b>\$ -</b>	<b>\$ 25,000</b>

**Project:** Fire Apparatus / Rescue Veh **Project #:** 12009

**Project Description:**

This program provides funding to purchase Fire apparatus and rescue vehicles. The goal of the program is to maintain a high quality fleet of fire apparatus and emergency vehicles. Progress is measured by analyzing daily availability rates of the Fire fleet. In 2017, the program plans to purchase two fire trucks and three rescue vehicles. In 2022, the increased funding represents the purchases required to replace all outdated fire apparatus and rescue vehicles.

#### Project Budget by Funding Source

	Reauth	2017	2018	2019	2020	2021	2022
Non-GF GO Borrowing	-	2,467,000	1,151,300	2,701,000	2,200,000	2,965,030	6,450,000
<b>Total</b>	<b>\$ -</b>	<b>\$ 2,467,000</b>	<b>\$ 1,151,300</b>	<b>\$ 2,701,000</b>	<b>\$ 2,200,000</b>	<b>\$ 2,965,030</b>	<b>\$ 6,450,000</b>

**Project:** Fleet Equipment Replacement **Project #:** 17060

**Project Description:**

This program provides for the continual replacement of the City's general fleet. The goal of this program is to replace vehicles within the City's fleet in accordance with the master replacement schedule so that city staff have access to safe reliable vehicles to provide their services. The program has 65 planned equipment purchases in 2017.

#### Project Budget by Funding Source

	Reauth	2017	2018	2019	2020	2021	2022
Non-GF GO Borrowing	-	5,900,000	6,000,000	5,925,000	8,900,000	5,100,000	6,500,000
Transfer from General Fund	-	928,020	-	-	-	-	-
<b>Total</b>	<b>\$ -</b>	<b>\$ 6,828,020</b>	<b>\$ 6,000,000</b>	<b>\$ 5,925,000</b>	<b>\$ 8,900,000</b>	<b>\$ 5,100,000</b>	<b>\$ 6,500,000</b>

**Project:** Fleet Service Relocation

**Project #:** 10305

**Project Description:**

This project is for the construction of a new comprehensive Fleet facility at Nakoosa Trail. The new facility will house the City's Central Garage, Fire Maintenance, and the Radio Shop. The goal of the project is to improve the efficiency of providing fleet services by providing them out of a single location in contrast to the current approach that is spread across three facilities. Design is scheduled for 2017 and 2018; Construction will take place in 2019 and 2020.

**Project Budget by Funding Source**

	Reauth	2017	2018	2019	2020	2021	2022
Non-GF GO Borrowing	50,000	1,572,468	-	20,413,421	8,748,609	-	-
<b>Total</b>	<b>\$ 50,000</b>	<b>\$ 1,572,468</b>	<b>\$ -</b>	<b>\$ 20,413,421</b>	<b>\$ 8,748,609</b>	<b>\$ -</b>	<b>\$ -</b>

**Project:** GPS/AVL

**Project #:** 17061

**Project Description:**

This project will install Automatic Vehicle Location (AVL) and Global Positioning Systems (GPS) on the Public Works fleet. The goal of this project is to provide operational efficiencies for Public Works by using the technology to optimize routes for refuse collection, snow plowing operations, and other logistical operations. This project is planned for 2019.

**Project Budget by Funding Source**

	Reauth	2017	2018	2019	2020	2021	2022
Non-GF GO Borrowing	-	-	-	275,000	-	-	-
<b>Total</b>	<b>\$ -</b>	<b>\$ -</b>	<b>\$ -</b>	<b>\$ 275,000</b>	<b>\$ -</b>	<b>\$ -</b>	<b>\$ -</b>

**City of Madison: 2017 Capital Budget**  
**2017 Appropriation**

*Executive Budget*

Agency: **Fleet Service**

**2017 Appropriation**

**Executive Budget**

	Request	Executive	GO Borrowing	Other	Total
Building / Grounds Maint	100,000	100,000	100,000	-	100,000
Fire Apparatus / Rescue Veh	2,467,000	2,467,000	2,467,000	-	2,467,000
Fleet Equipment Replacement	5,900,000	6,828,020	5,900,000	928,020	6,828,020
Fleet Service Relocation	20,413,421	1,572,468	1,572,468	-	1,572,468
<b>Total</b>	<b>\$ 28,880,421</b>	<b>\$ 10,967,488</b>	<b>\$ 10,039,468</b>	<b>\$ 928,020</b>	<b>\$ 10,967,488</b>

**Reauthorized Appropriation**

	GO Borrowing	Other	Total
Fleet Service Relocation	50,000	-	50,000
<b>Total</b>	<b>\$ 50,000</b>	<b>\$ -</b>	<b>\$ 50,000</b>

**TOTAL 2017 APPROPRIATION** **\$ 10,089,468** **\$ 928,020** **\$ 11,017,488**





**City of Madison: 2017 Capital Budget**  
**Capital Improvement Plan**

---

*Executive Budget*

**Agency:** Henry Vilas Zoo

**Project Summary**

---

	2017	2018	2019	2020	2021	2022
Henry Vilas Zoo	75,000	75,000	75,000	75,000	75,000	75,000
<b>Total</b>	<b>\$ 75,000</b>	<b>\$ 75,000</b>	<b>\$ 75,000</b>	<b>\$ 75,000</b>	<b>\$ 75,000</b>	<b>\$ 75,000</b>

**Changes from 2016 CIP**

---

*None*

**City of Madison: 2017 Capital Budget  
Expense & Funding Schedule**

*Executive Budget*

**Agency:** Henry Vilas Zoo

**2017 CIP by Expenditure Type**

	2017	2018	2019	2020	2021	2022
Building	75,000	75,000	75,000	75,000	75,000	75,000
<b>Total</b>	<b>\$ 75,000</b>	<b>\$ 75,000</b>	<b>\$ 75,000</b>	<b>\$ 75,000</b>	<b>\$ 75,000</b>	<b>\$ 75,000</b>

**2017 CIP by Funding Source**

	2017	2018	2019	2020	2021	2022
GF GO Borrowing	-	75,000	75,000	75,000	75,000	75,000
Transfer from General Fund	75,000	-	-	-	-	-
<b>Total</b>	<b>\$ 75,000</b>	<b>\$ 75,000</b>	<b>\$ 75,000</b>	<b>\$ 75,000</b>	<b>\$ 75,000</b>	<b>\$ 75,000</b>

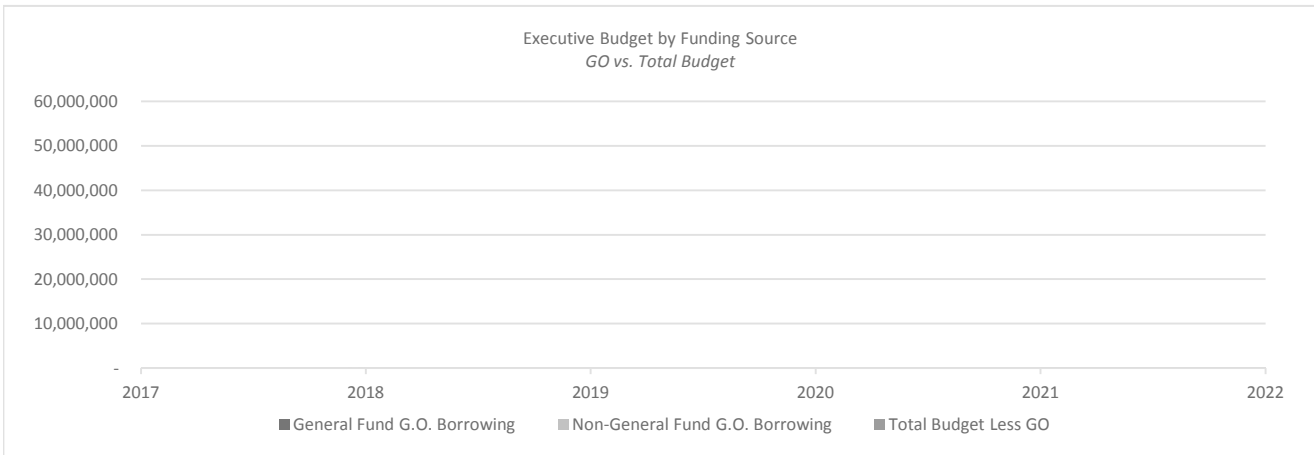
**Borrowing Summary**

*Borrowing Schedule*

	2017	2018	2019	2020	2021	2022
General Fund G.O. Borrowing	-	75,000	75,000	75,000	75,000	75,000
Non-General Fund G.O. Borrowing	-	-	-	-	-	-
<b>Total</b>	<b>\$ -</b>	<b>\$ 75,000</b>	<b>\$ 75,000</b>	<b>\$ 75,000</b>	<b>\$ 75,000</b>	<b>\$ 75,000</b>

*Annual Debt Service*

General Fund G.O. Borrowing	-	9,750	9,750	9,750	9,750	9,750
Non-General Fund G.O. Borrowing	-	-	-	-	-	-



## City of Madison: 2017 Capital Budget

### Project Summary

*Executive Budget*

**Agency:** Henry Vilas Zoo

**Project:** Henry Vilas Zoo

**Project #:** 11215

**Project Description:**

This program provides funding for improvements at the Henry Vilas Zoo. The goal of the program is to help support capital improvements at the zoo. Under the current agreement, zoo operating costs are split between Dane County and the City of Madison on a 80/20 ratio, while capital costs are shared on a voluntary basis. Improvements planned by the County for 2017 include security cameras, furnace and air conditioning replacements, replacement of the tiger viewing area and emergency repairs.

**Project Budget by Funding Source**

	Reauth	2017	2018	2019	2020	2021	2022
GF GO Borrowing	-	-	75,000	75,000	75,000	75,000	75,000
Transfer from General Fund	-	75,000	-	-	-	-	-
<b>Total</b>	<b>\$ -</b>	<b>\$ 75,000</b>	<b>\$ 75,000</b>	<b>\$ 75,000</b>	<b>\$ 75,000</b>	<b>\$ 75,000</b>	<b>\$ 75,000</b>

**City of Madison: 2017 Capital Budget**  
**2017 Appropriation**

*Executive Budget*

Agency: Henry Vilas Zoo

**2017 Appropriation**

**Executive Budget**

	Request	Executive	GO Borrowing	Other	Total
Henry Vilas Zoo	75,000	75,000	-	75,000	75,000
<b>Total</b>	<b>\$ 75,000</b>	<b>\$ 75,000</b>	<b>\$ -</b>	<b>\$ 75,000</b>	<b>\$ 75,000</b>

**Reauthorized Appropriation**

	GO Borrowing	Other	Total
	-	-	-
<b>Total</b>	<b>\$ -</b>	<b>\$ -</b>	<b>\$ -</b>

**TOTAL 2017 APPROPRIATION**

**\$ - \$ 75,000 \$ 75,000**

**City of Madison: 2017 Capital Budget**  
**Capital Improvement Plan**

*Executive Budget*

**Agency: Information Technology**

**Project Summary**

	2017	2018	2019	2020	2021	2022
Expand Fiber And Wireless Network	220,000	220,000	220,000	230,000	230,000	230,000
Hardware/Software Upgrades	2,200,000	2,136,000	2,200,000	2,350,000	2,350,000	2,350,000
Mobile Computing Laptops	200,000	200,000	200,000	220,000	220,000	220,000
Network Security	250,000	250,000	250,000	275,000	275,000	275,000
Purchased Software Enhancements	400,000	400,000	500,000	500,000	500,000	500,000
Residential Internet Access Assistance	50,000	50,000	-	-	-	-
Tax System Replacement	-	300,000	-	-	-	-
<b>Total</b>	<b>\$ 3,320,000</b>	<b>\$ 3,556,000</b>	<b>\$ 3,370,000</b>	<b>\$ 3,575,000</b>	<b>\$ 3,575,000</b>	<b>\$ 3,575,000</b>

**Changes from 2016 CIP**

Project	Change
Residential Internet Access Assistance	Project added to 2017 and 2018 CIP
Tax System Replacement	Project deferred 1 year

## City of Madison: 2017 Capital Budget Expense & Funding Schedule

### Executive Budget

Agency: Information Technology

#### 2017 CIP by Expenditure Type

	2017	2018	2019	2020	2021	2022
Fiber Network	220,000	220,000	220,000	230,000	230,000	230,000
Machinery and Equipment	2,147,500	2,247,500	2,132,500	2,170,000	2,170,000	2,170,000
Other	265,000	415,000	250,000	250,000	250,000	250,000
Software and Licenses	687,500	673,500	767,500	925,000	925,000	925,000
<b>Total</b>	<b>\$ 3,320,000</b>	<b>\$ 3,556,000</b>	<b>\$ 3,370,000</b>	<b>\$ 3,575,000</b>	<b>\$ 3,575,000</b>	<b>\$ 3,575,000</b>

#### 2017 CIP by Funding Source

	2017	2018	2019	2020	2021	2022
GF GO Borrowing	2,200,000	3,556,000	3,370,000	3,575,000	3,575,000	3,575,000
Transfer from General Fund	1,120,000	-	-	-	-	-
<b>Total</b>	<b>\$ 3,320,000</b>	<b>\$ 3,556,000</b>	<b>\$ 3,370,000</b>	<b>\$ 3,575,000</b>	<b>\$ 3,575,000</b>	<b>\$ 3,575,000</b>

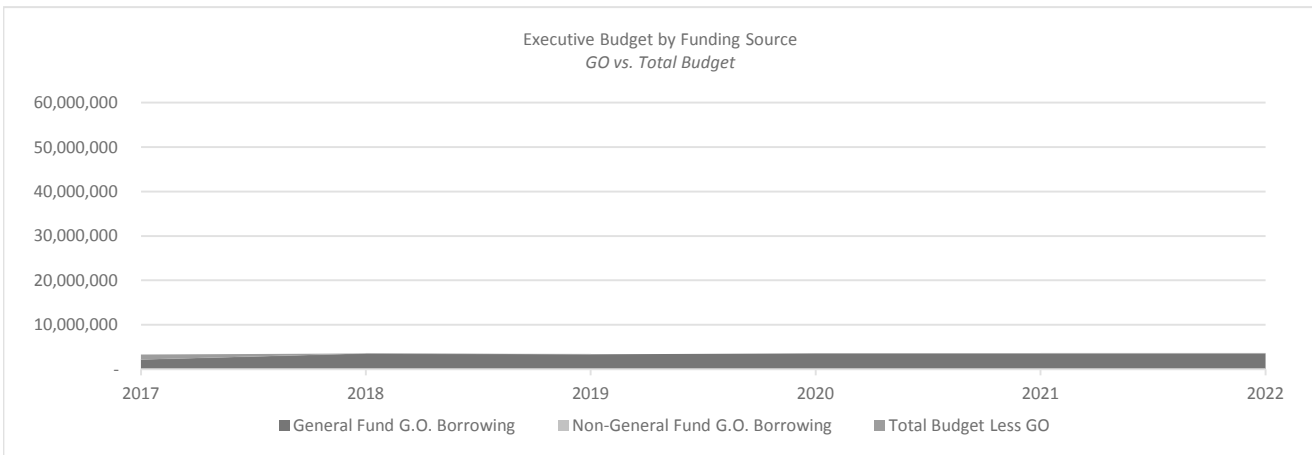
#### Borrowing Summary

##### Borrowing Schedule

	2017	2018	2019	2020	2021	2022
General Fund G.O. Borrowing	2,200,000	3,556,000	3,370,000	3,575,000	3,575,000	3,575,000
Non-General Fund G.O. Borrowing	-	-	-	-	-	-
<b>Total</b>	<b>\$ 2,200,000</b>	<b>\$ 3,556,000</b>	<b>\$ 3,370,000</b>	<b>\$ 3,575,000</b>	<b>\$ 3,575,000</b>	<b>\$ 3,575,000</b>

##### Annual Debt Service

General Fund G.O. Borrowing	286,000	462,280	438,100	464,750	464,750	464,750
Non-General Fund G.O. Borrowing	-	-	-	-	-	-



## City of Madison: 2017 Capital Budget

### Project Summary

#### Executive Budget

**Agency:** Information Technology

**Project:** Enterprise Financial System **Project #:** 10042

**Project Description:**

This project funds the replacement of the City's financial, payroll and related systems. The goal of the system is to provide accurate and integrated information in general ledger, payroll, human resource, and related financial modules. Progress will be measured by timely and accurate financial transactions and reporting. Funding in 2017 covers the remaining costs of Phases I and II and funds Phases III and IV.

#### Project Budget by Funding Source

	Reauth	2017	2018	2019	2020	2021	2022
GF GO Borrowing	1,166,000	-	-	-	-	-	-
<b>Total</b>	<b>\$ 1,166,000</b>	<b>\$ -</b>	<b>\$ -</b>	<b>\$ -</b>	<b>\$ -</b>	<b>\$ -</b>	<b>\$ -</b>

**Project:** Expand Fiber And Wireless Network **Project #:** 17404

**Project Description:**

This program funds the installation of high-speed fiber optic cable to City facilities and adds additional capacity to areas of the network that are over-burdened. The goal of the program is to provide and improve high speed connections for City agencies. Progress is measured by the number of city-owned facilities that are served, network capacity, and network reliability. Funding in 2017 will provide approximately 7 miles of fiber-optic cable that will increase network capacity and 6 miles of fiber-optic cable and conduit that will improve network reliability.

#### Project Budget by Funding Source

	Reauth	2017	2018	2019	2020	2021	2022
GF GO Borrowing	-	-	220,000	220,000	230,000	230,000	230,000
Transfer From General Fund	-	220,000	-	-	-	-	-
<b>Total</b>	<b>\$ -</b>	<b>\$ 220,000</b>	<b>\$ 220,000</b>	<b>\$ 220,000</b>	<b>\$ 230,000</b>	<b>\$ 230,000</b>	<b>\$ 230,000</b>

**Project:** Hardware/Software Upgrades **Project #:** 17400

**Project Description:**

This program funds equipment and software upgrades and expansion of the City's data, voice, and storage network infrastructure. The program also funds equipment replacement and upgrades for the Media Team (City Channel). The goal of the program is to replace outdated network equipment in order to ensure network performance and reliability, ease of administration, and security. Progress is measured by feedback from City staff regarding reliability of hardware and applicability of software to provide services to citizens whether engaged through the website or in person. Funding in 2017 will facilitate the use of the latest software applications and hardware peripheral devices and provide for the expansion of the city's computer network.

#### Project Budget by Funding Source

	Reauth	2017	2018	2019	2020	2021	2022
GF GO Borrowing	281,906	2,200,000	2,136,000	2,200,000	2,350,000	2,350,000	2,350,000
<b>Total</b>	<b>\$ 281,906</b>	<b>\$ 2,200,000</b>	<b>\$ 2,136,000</b>	<b>\$ 2,200,000</b>	<b>\$ 2,350,000</b>	<b>\$ 2,350,000</b>	<b>\$ 2,350,000</b>

**Project:** Madison Co-op Internet Utility **Project #:** 10778

**Project Description:**

This project provides funding to study the feasibility of a Madison building a city wide fiber-to-the-premises (FTTP) network. The goal of the study is to meet the requirements in Wisconsin Statute §66.0422 to construct a FTTP network, gather input from existing service providers on cooperative models of broadband service, explore relevant business models, and index existing resources and infrastructure within the City of Madison. Progress will be measured by Council adoption and funding of a plan to move forward with City-wide implementation. The project is expected to be completed in 2017.

**Project Budget by Funding Source**

	Reauth	2017	2018	2019	2020	2021	2022
GF GO Borrowing	14,146	-	-	-	-	-	-
<b>Total</b>	<b>\$ 14,146</b>	<b>\$ -</b>	<b>\$ -</b>	<b>\$ -</b>	<b>\$ -</b>	<b>\$ -</b>	<b>\$ -</b>

**Project:** Mobile Computing Laptops **Project #:** 17402

**Project Description:**

This program provides for the regular replacement of outdated mobile data laptop computers installed in Public Safety vehicles and mobile devices used by other City agencies. The goal of the program is to provide necessary devices for Public Safety, Public Works and Public Health staff working in the field. Progress is measured by feedback from City staff regarding device reliability and ease of use while in the field or at remote locations. Funding in 2017 will provide for 50 devices.

**Project Budget by Funding Source**

	Reauth	2017	2018	2019	2020	2021	2022
GF GO Borrowing	-	-	200,000	200,000	220,000	220,000	220,000
Transfer From General Fund	-	200,000	-	-	-	-	-
<b>Total</b>	<b>\$ -</b>	<b>\$ 200,000</b>	<b>\$ 200,000</b>	<b>\$ 200,000</b>	<b>\$ 220,000</b>	<b>\$ 220,000</b>	<b>\$ 220,000</b>

**Project:** Neighborhood Center Connectivity **Project #:** 10703

**Project Description:**

This project provides fiber-optic or high-speed point-to-point radio connections to community and cultural centers. The goal of the project is to allow the centers to gain access to higher speeds of broadband for community member use. Progress will be measured by the number of neighborhood facilities connected to high-speed Internet service. The project is expected to be completed in 2017.

**Project Budget by Funding Source**

	Reauth	2017	2018	2019	2020	2021	2022
GF GO Borrowing	25,322	-	-	-	-	-	-
<b>Total</b>	<b>\$ 25,322</b>	<b>\$ -</b>	<b>\$ -</b>	<b>\$ -</b>	<b>\$ -</b>	<b>\$ -</b>	<b>\$ -</b>



**Project:** Network Security

**Project #:** 17401

**Project Description:**

This program funds an ongoing effort to maintain and improve the security posture of the City's computer network and the physical security of City-owned facilities, including security assessments and consulting. The goal of the program is to ensure the City's devices (desktop PC's; mobile devices including laptops, smart phones and tablets) and network servers are secure. Progress is measured by accessibility of City services by citizens, minimal downtime, and increased ability to prevent and mitigate cyber attacks. Funding in 2017 will provide for improved detection of network attacks and ensure that outdated security technology is replaced with more current technology.

**Project Budget by Funding Source**

	Reauth	2017	2018	2019	2020	2021	2022
GF GO Borrowing	25,399	-	250,000	250,000	275,000	275,000	275,000
Transfer From General Fund	-	250,000	-	-	-	-	-
<b>Total</b>	<b>\$ 25,399</b>	<b>\$ 250,000</b>	<b>\$ 250,000</b>	<b>\$ 250,000</b>	<b>\$ 275,000</b>	<b>\$ 275,000</b>	<b>\$ 275,000</b>

**Project:** Property Assessment System

**Project #:** 10043

**Project Description:**

This project funds the purchase of a new computer system for the administration of property assessment functions, specifically property data management, sales analysis, and property valuation. This goal of the project is to replace an obsolete system from the mid-1990's with a modern Computer-Aided-Mass-Appraisal (CAMA) system that combines all assessment functions into one integrated program. Progress will be measured by efficiencies within, and satisfaction of, the Assessor's Office. The project is expected to be completed in 2017.

**Project Budget by Funding Source**

	Reauth	2017	2018	2019	2020	2021	2022
GF GO Borrowing	442,125	-	-	-	-	-	-
<b>Total</b>	<b>\$ 442,125</b>	<b>\$ -</b>	<b>\$ -</b>	<b>\$ -</b>	<b>\$ -</b>	<b>\$ -</b>	<b>\$ -</b>

**Project:** Purchased Software Enhancements

**Project #:** 17403

**Project Description:**

This program funds upgrades and enhancements of existing vendor supplied software and applications supporting City operations and the purchase of additional customer licenses when necessary. The goal of the program is to provide up-to-date software functionality for City staff to meet the needs of the citizens. Progress is measured by feedback from City staff and citizens. Funding in 2017 will provide enhancements and upgrades to parks and recreation systems, timekeeping systems, permitting and licensing systems, and police and fire records management systems.

**Project Budget by Funding Source**

	Reauth	2017	2018	2019	2020	2021	2022
GF GO Borrowing	-	-	400,000	500,000	500,000	500,000	500,000
Transfer From General Fund	-	400,000	-	-	-	-	-
<b>Total</b>	<b>\$ -</b>	<b>\$ 400,000</b>	<b>\$ 400,000</b>	<b>\$ 500,000</b>	<b>\$ 500,000</b>	<b>\$ 500,000</b>	<b>\$ 500,000</b>

**Project:** Residential Internet Access Assistance **Project #:** 10399

**Project Description:**

This project provides funding to close the “Digital Divide” in four low income and disadvantaged neighborhoods (Allied Drive, Darbo/Worthington, Brentwood and Kennedy Heights). The goal of the project is to provide internet access assistance to low income neighborhoods and families and to provide data for a cost benefit analysis to comply with statutory requirements related to telecommunications services. Progress will be measured by the number of single family homes served and the completion of the cost benefit analysis. Funding in 2017 will cover support services to the residents. The services to be funded include the following and will be provided through a non-profit organization: technology education; drop in support; improvements to computer labs in community centers; PC equipment provision, preparation and deployment; and equipment and support related to resident turnover.

**Project Budget by Funding Source**

	Reauth	2017	2018	2019	2020	2021	2022
GF GO Borrowing	-	-	50,000	-	-	-	-
Transfer From General Fund	-	50,000	-	-	-	-	-
<b>Total</b>	<b>\$ -</b>	<b>\$ 50,000</b>	<b>\$ 50,000</b>	<b>\$ -</b>	<b>\$ -</b>	<b>\$ -</b>	<b>\$ -</b>

**Project:** Tax System Replacement **Project #:** 17049

**Project Description:**

This project funds the purchase of a new computer system for the administration of the City’s tax billing and collection processes. The goal of the project is to replace an aging and limited system developed in the mid-1990’s with a more stable platform. Progress will be measured by feedback from the Treasurer’s Office on the functionality of the system and citizen reaction to changes made in the process or bills. This project has been deferred until 2018.

**Project Budget by Funding Source**

	Reauth	2017	2018	2019	2020	2021	2022
GF GO Borrowing	-	-	300,000	-	-	-	-
<b>Total</b>	<b>\$ -</b>	<b>\$ -</b>	<b>\$ 300,000</b>	<b>\$ -</b>	<b>\$ -</b>	<b>\$ -</b>	<b>\$ -</b>





**City of Madison: 2017 Capital Budget**  
**Capital Improvement Plan**

*Executive Budget*

**Agency: Library**

**Project Summary**

	2017	2018	2019	2020	2021	2022
Libr Major Repairs/Replacements	130,000	130,000	130,000	140,000	150,000	150,000
Maintenance Support Center	1,025,000	-	-	-	-	-
Relocate Pinney Neighborhd Library	6,400,000	-	-	-	-	-
RFID-Haw/Seq/Msb Libr	120,000	-	-	-	-	-
<b>Total</b>	<b>\$ 7,675,000</b>	<b>\$ 130,000</b>	<b>\$ 130,000</b>	<b>\$ 140,000</b>	<b>\$ 150,000</b>	<b>\$ 150,000</b>

**Changes from 2016 CIP**

Project	Change
Central Library Improvements	Project eliminated from CIP
Relocate Pinney Neighborhd Library	Project funding increased
Maintenance Support Center	Project funding increased to reflect revised construction estimates

## City of Madison: 2017 Capital Budget Expense & Funding Schedule

### Executive Budget

Agency: **Library**

### 2017 CIP by Expenditure Type

	2017	2018	2019	2020	2021	2022
Building	5,810,000	100,000	130,000	140,000	150,000	150,000
Fiber Network	50,000	-	-	-	-	-
Land Improvements	50,000	-	-	-	-	-
Library Collection	250,000	-	-	-	-	-
Machinery and Equipment	1,515,000	30,000	-	-	-	-
<b>Total</b>	<b>\$ 7,675,000</b>	<b>\$ 130,000</b>	<b>\$ 130,000</b>	<b>\$ 140,000</b>	<b>\$ 150,000</b>	<b>\$ 150,000</b>

### 2017 CIP by Funding Source

	2017	2018	2019	2020	2021	2022
GF GO Borrowing	6,675,000	130,000	130,000	140,000	150,000	150,000
Private Contribution/Donation	1,000,000	-	-	-	-	-
<b>Total</b>	<b>\$ 7,675,000</b>	<b>\$ 130,000</b>	<b>\$ 130,000</b>	<b>\$ 140,000</b>	<b>\$ 150,000</b>	<b>\$ 150,000</b>

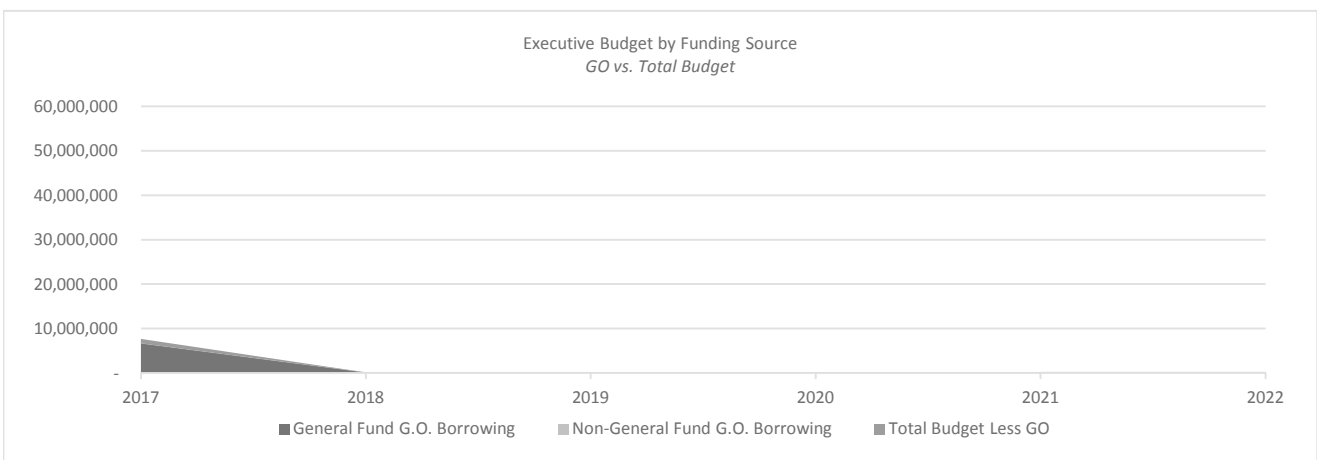
### Borrowing Summary

#### Borrowing Schedule

	2017	2018	2019	2020	2021	2022
General Fund G.O. Borrowing	6,675,000	130,000	130,000	140,000	150,000	150,000
Non-General Fund G.O. Borrowing	-	-	-	-	-	-
<b>Total</b>	<b>\$ 6,675,000</b>	<b>\$ 130,000</b>	<b>\$ 130,000</b>	<b>\$ 140,000</b>	<b>\$ 150,000</b>	<b>\$ 150,000</b>

#### Annual Debt Service

General Fund G.O. Borrowing	867,750	16,900	16,900	18,200	19,500	19,500
Non-General Fund G.O. Borrowing	-	-	-	-	-	-



## City of Madison: 2017 Capital Budget

### Project Summary

#### Executive Budget

**Agency:** Library

**Project:** Libr Major Repairs/Replacements **Project #:** 17074

**Project Description:**

This program funds repair and maintenance needs at the nine library locations and the Maintenance Support Center. The goal of the program is to maintain the most efficient building systems and to provide the most efficient logistical support to branch locations. Progress will be measured by monitoring utility and transportation costs and by customer feedback. Funding in 2017 will be used for carpet replacement at the Goodman South Library and a new roof at the Alicia Ashman Library.

#### Project Budget by Funding Source

	Reauth	2017	2018	2019	2020	2021	2022
GF GO Borrowing	-	130,000	130,000	130,000	140,000	150,000	150,000
<b>Total</b>	<b>\$ -</b>	<b>\$ 130,000</b>	<b>\$ 130,000</b>	<b>\$ 130,000</b>	<b>\$ 140,000</b>	<b>\$ 150,000</b>	<b>\$ 150,000</b>

**Project:** Maintenance Support Center **Project #:** 10001

**Project Description:**

This project is for the construction of a new library Maintenance Support Center. The goal of the project is to provide efficient logistical support to Madison's nine libraries. Progress will be measured by the ratio of public space to non-public space in the libraries and savings per square foot for storage and maintenance needs. Construction of the project will be completed in 2017.

#### Project Budget by Funding Source

	Reauth	2017	2018	2019	2020	2021	2022
GF GO Borrowing	2,150,000	1,025,000	-	-	-	-	-
<b>Total</b>	<b>\$ 2,150,000</b>	<b>\$ 1,025,000</b>	<b>\$ -</b>	<b>\$ -</b>	<b>\$ -</b>	<b>\$ -</b>	<b>\$ -</b>

**Project:** Relocate Pinney Neighborhd Library **Project #:** 10002

**Project Description:**

This project is for the construction of a new Pinney Neighborhood Library located within Royster Commons Development (500 block Cottage Grove Road). The goal of the project is to meet the service needs of the east side and contribute to increases in community engagement. Progress will be measured by the number of outside agencies working in collaboration with the library for shared purposes, tracking the school readiness and reading level of children using the library's services, and survey feedback related to achieving Madison Public Library's family literacy goal. Design began in 2016, construction is anticipated to be completed in 2018. The funding in 2017 reflects a shift of \$1,500,000 from private donations budgeted in 2016 to GO for the purchase of a space within the development.

#### Project Budget by Funding Source

	Reauth	2017	2018	2019	2020	2021	2022
GF GO Borrowing	3,655,000	5,400,000	-	-	-	-	-
Private Contribution/Donation	-	1,000,000	-	-	-	-	-
<b>Total</b>	<b>\$ 3,655,000</b>	<b>\$ 6,400,000</b>	<b>\$ -</b>	<b>\$ -</b>	<b>\$ -</b>	<b>\$ -</b>	<b>\$ -</b>

**Project:** RFID-Haw/Seq/Msb Libr

**Project #:** 17083

**Project Description:**

This project is for the installation of radio frequency identification (RFID) check out equipment at Sequoya, Hawthorne, and Monroe Street Libraries. The goal of the project is speedier and more intuitive check out processes of library materials. Progress will be measured by seconds per check out, reduction in customer complaints, and a decrease in the errors per check out. The project will be completed in 2017.

**Project Budget by Funding Source**

	Reauth	2017	2018	2019	2020	2021	2022
GF GO Borrowing	-	120,000	-	-	-	-	-
<b>Total</b>	\$ -	\$ 120,000	\$ -	\$ -	\$ -	\$ -	\$ -



**City of Madison: 2017 Capital Budget**  
**2017 Appropriation**

*Executive Budget*

Agency: **Library**

**2017 Appropriation**

**Executive Budget**

	Request	Executive	GO Borrowing	Other	Total
Libr Major Repairs/Replacements	130,000	130,000	130,000	-	130,000
Maintenance Support Center	250,000	1,025,000	1,025,000	-	1,025,000
Relocate Pinney Neighborhd Library	4,900,000	6,400,000	5,400,000	1,000,000	6,400,000
RFID-Haw/Seq/Msb Libr	120,000	120,000	120,000	-	120,000
<b>Total</b>	<b>\$ 5,400,000</b>	<b>\$ 7,675,000</b>	<b>\$ 6,675,000</b>	<b>\$ 1,000,000</b>	<b>\$ 7,675,000</b>

**Reauthorized Appropriation**

	GO Borrowing	Other	Total
Maintenance Support Center	2,150,000	-	2,150,000
Relocate Pinney Neighborhd Library	3,655,000	-	3,655,000
<b>Total</b>	<b>\$ 5,805,000</b>	<b>\$ -</b>	<b>\$ 5,805,000</b>

**TOTAL 2017 APPROPRIATION** **\$ 12,480,000** **\$ 1,000,000** **\$ 13,480,000**



**City of Madison: 2017 Capital Budget  
Capital Improvement Plan**

*Executive Budget*

Agency: Metro Transit

**Project Summary**

	2017	2018	2019	2020	2021	2022
Bus Rapid Transit	-	-	3,300,000	23,000,000	23,000,000	-
Facilities Repairs and Improvement	1,340,000	1,540,000	40,000	7,140,000	620,000	1,040,000
Metro Satellite Facility	-	9,500,000	17,500,000	6,500,000	-	-
Transit Coaches	6,620,016	8,218,110	8,267,167	8,258,918	8,506,686	8,761,886
Transit System Upgrades	793,900	4,496,000	176,000	256,800	636,800	500,000
<b>Total</b>	<b>\$ 8,753,916</b>	<b>\$ 23,754,110</b>	<b>\$ 29,283,167</b>	<b>\$ 45,155,718</b>	<b>\$ 32,763,486</b>	<b>\$ 10,301,886</b>

**Changes from 2016 CIP**

Project	Change
Bus Rapid Transit	Project added to CIP
Facilities Repairs and Improvement	Program budget increased
Metro Satellite Facility	Project deferred from 2017 to 2018 as a result of federal funding
Transit System Upgrades	Primary upgrade expenditures deferred 1 year to 2018

**City of Madison: 2017 Capital Budget  
Expense & Funding Schedule**

*Executive Budget*

**Agency: Metro Transit**

**2017 CIP by Expenditure Type**

	2017	2018	2019	2020	2021	2022
Building	1,340,000	11,040,000	20,840,000	36,640,000	23,620,000	1,040,000
Machinery and Equipment	7,413,916	12,714,110	8,443,167	8,515,718	9,143,486	9,261,886
<b>Total</b>	<b>\$ 8,753,916</b>	<b>\$ 23,754,110</b>	<b>\$ 29,283,167</b>	<b>\$ 45,155,718</b>	<b>\$ 32,763,486</b>	<b>\$ 10,301,886</b>

**2017 CIP by Funding Source**

	2017	2018	2019	2020	2021	2022
Non-GF GO Borrowing	2,213,983	4,631,622	5,261,433	8,774,772	6,314,175	1,842,880
Federal Sources	6,539,933	19,122,488	24,021,734	36,380,946	26,449,310	8,459,006
<b>Total</b>	<b>\$ 8,753,916</b>	<b>\$ 23,754,110</b>	<b>\$ 29,283,167</b>	<b>\$ 45,155,718</b>	<b>\$ 32,763,486</b>	<b>\$ 10,301,886</b>

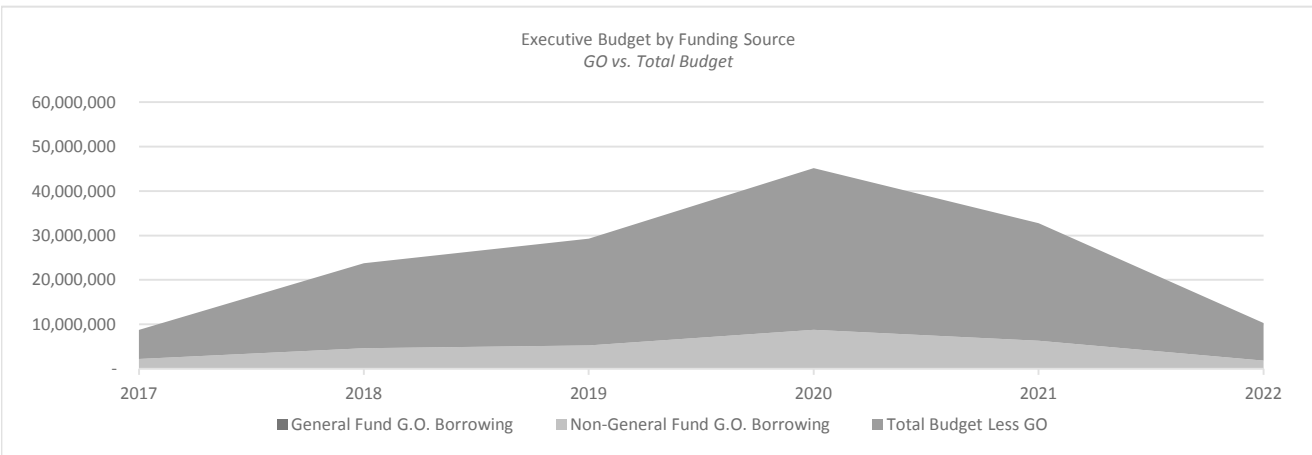
**Borrowing Summary**

*Borrowing Schedule*

	2017	2018	2019	2020	2021	2022
General Fund G.O. Borrowing	-	-	-	-	-	-
Non-General Fund G.O. Borrowing	2,213,983	4,631,622	5,261,433	8,774,772	6,314,175	1,842,880
<b>Total</b>	<b>\$ 2,213,983</b>	<b>\$ 4,631,622</b>	<b>\$ 5,261,433</b>	<b>\$ 8,774,772</b>	<b>\$ 6,314,175</b>	<b>\$ 1,842,880</b>

*Annual Debt Service*

General Fund G.O. Borrowing	-	-	-	-	-	-
Non-General Fund G.O. Borrowing	287,818	602,111	683,986	1,140,720	820,843	239,574



## City of Madison: 2017 Capital Budget

### Project Summary

#### Executive Budget

**Agency:** Metro Transit

**Project:** Bus Rapid Transit **Project #:** 0

#### Project Description:

This project is for planning and construction of the first phase of Bus Rapid Transit (BRT). The goal of a BRT system is to increase the capacity of the existing Metro system while decreasing ride times. BRT was most recently studied by the Madison Planning Organization in a 2013 report, where findings indicated ride times for the Capitol Square would be reduced by up to 35% with a BRT system. The project budget anticipates receiving a federal Small Starts grant to offset the capital costs associated with implementing BRT. If awarded the Small Starts grant, the funding split for the project will be 21% local, 79% federal. Planning efforts for submitting the Small Starts grant will take place in 2017; costs associated with the planning process will be funded by existing FTA grant proceeds available in the Transport 2020 project. The remaining balance within that project is \$2.0 million.

#### Project Budget by Funding Source

	Reauth	2017	2018	2019	2020	2021	2022
Federal Sources	-	-	-	3,200,000	18,400,000	18,400,000	-
Non-GF GO Borrowing	-	-	-	100,000	4,600,000	4,600,000	-
<b>Total</b>	<b>\$ -</b>	<b>\$ -</b>	<b>\$ -</b>	<b>\$ 3,300,000</b>	<b>\$ 23,000,000</b>	<b>\$ 23,000,000</b>	<b>\$ -</b>

**Project:** Facilities Repairs and Improvement **Project #:** 85002

#### Project Description:

This program provides for major building repairs and improvements to the existing Metro Transit facilities which support the functions of the fixed route and paratransit services. Funding for this program seeks to improve the existing facility located at East Washington Avenue and Ingersoll Street via enhancements to the roof, plumbing, HVAC, and equipment components.

#### Project Budget by Funding Source

	Reauth	2017	2018	2019	2020	2021	2022
Federal Sources	-	1,072,000	1,232,000	32,000	5,712,000	496,000	832,000
Non-GF GO Borrowing	66,000	268,000	308,000	8,000	1,428,000	124,000	208,000
<b>Total</b>	<b>\$ 66,000</b>	<b>\$ 1,340,000</b>	<b>\$ 1,540,000</b>	<b>\$ 40,000</b>	<b>\$ 7,140,000</b>	<b>\$ 620,000</b>	<b>\$ 1,040,000</b>

**Project:** Metro Satellite Facility **Project #:** 10950

#### Project Description:

This project is for the construction of a satellite bus facility located at Nakoosa Trail. The new 165,000 square-foot facility will accommodate up to 70 standard buses, alleviating space constraints at Metro's existing East Washington location. The project budget anticipates receiving a federal TIGER grant in 2018; the City plans to submit an application for these funds in the spring of 2017. If awarded, the funding split for the project will be 24% local, 76% federal.

#### Project Budget by Funding Source

	Reauth	2017	2018	2019	2020	2021	2022
Federal Sources	-	-	7,600,000	14,000,000	5,200,000	-	-
Non-GF GO Borrowing	-	-	1,900,000	3,500,000	1,300,000	-	-
<b>Total</b>	<b>\$ -</b>	<b>\$ -</b>	<b>\$ 9,500,000</b>	<b>\$ 17,500,000</b>	<b>\$ 6,500,000</b>	<b>\$ -</b>	<b>\$ -</b>

**Project:** Transit Coaches

**Project #:** 85001

**Project Description:**

This program provides funding for the replacement of 15 fixed route transit coaches on an annual basis and 17 paratransit vehicles on a seven year basis. The program seeks to replace 9 paratransit vehicles in 2018 and 8 paratransit vehicles in 2019. The goal of this program is to maintain an updated fleet of vehicles that provide for Metro Transit’s fixed route and paratransit services. All transit coaches purchased through this program meet both EPA Emissions Standards and Americans with Disabilities Act (ADA) requirements. Planned program funding is split 80% federal and 20% local.

**Project Budget by Funding Source**

	Reauth	2017	2018	2019	2020	2021	2022
Federal Sources	-	4,804,013	6,574,488	6,613,734	6,812,146	7,016,510	7,227,006
Non-GF GO Borrowing	181,000	1,816,003	1,643,622	1,653,433	1,446,772	1,490,175	1,534,880
<b>Total</b>	<b>\$ 181,000</b>	<b>\$ 6,620,016</b>	<b>\$ 8,218,110</b>	<b>\$ 8,267,167</b>	<b>\$ 8,258,918</b>	<b>\$ 8,506,686</b>	<b>\$ 8,761,886</b>

**Project:** Transit System Upgrades

**Project #:** 85003

**Project Description:**

This program is for enhancements to equipment and software. The program's goal is to improve the efficiency of Metro Transit’s operations by updating a variety of system tools used for the services provided. Items planned for 2017 include the digitalization of radio communication equipment, maintenance of time-keeping software, as well as miscellaneous hardware and equipment improvements.

**Project Budget by Funding Source**

	Reauth	2017	2018	2019	2020	2021	2022
Federal Sources	-	663,920	3,716,000	176,000	256,800	536,800	400,000
Non-GF GO Borrowing	-	129,980	780,000	-	-	100,000	100,000
<b>Total</b>	<b>\$ -</b>	<b>\$ 793,900</b>	<b>\$ 4,496,000</b>	<b>\$ 176,000</b>	<b>\$ 256,800</b>	<b>\$ 636,800</b>	<b>\$ 500,000</b>

**City of Madison: 2017 Capital Budget**  
**2017 Appropriation**

*Executive Budget*

**Agency: Metro Transit**

**2017 Appropriation**

**Executive Budget**

	Request	Executive	GO Borrowing	Other	Total
Facilities Repairs and Improvement	1,340,000	1,340,000	268,000	1,072,000	1,340,000
Transit Coaches	6,620,016	6,620,016	1,816,003	4,804,013	6,620,016
Transit System Upgrades	829,900	793,900	129,980	663,920	793,900
<b>Total</b>	<b>\$ 8,789,916</b>	<b>\$ 8,753,916</b>	<b>\$ 2,213,983</b>	<b>\$ 6,539,933</b>	<b>\$ 8,753,916</b>

**Reauthorized Appropriation**

	GO Borrowing	Other	Total
Facilities Repairs and Improvement	66,000	-	66,000
Transit Coaches	181,000	-	181,000
<b>Total</b>	<b>\$ 247,000</b>	<b>\$ -</b>	<b>\$ 247,000</b>

**TOTAL 2017 APPROPRIATION** **\$ 2,460,983** **\$ 6,539,933** **\$ 9,000,916**





**City of Madison: 2017 Capital Budget**  
**Capital Improvement Plan**

*Executive Budget*

**Agency: Monona Terrace**

**Project Summary**

	2017	2018	2019	2020	2021	2022
Building and Building Improvements	385,000	470,000	515,000	760,000	285,000	415,000
Machinery and Other Equipment	290,000	427,000	625,000	280,000	445,000	320,000
Monona Terrace Bike Path	300,000	-	-	-	-	-
<b>Total</b>	<b>\$ 975,000</b>	<b>\$ 897,000</b>	<b>\$ 1,140,000</b>	<b>\$ 1,040,000</b>	<b>\$ 730,000</b>	<b>\$ 735,000</b>

**Changes from 2016 CIP**

Project	Change
Monona Terrace Bike Path	Project advanced 1 year; funding shifted from Room Tax to GO Borrowing
Building and Building Improvements	Portion of project costs (\$200k) shifted from Room Tax to GO Borrowing

**City of Madison: 2017 Capital Budget  
Expense & Funding Schedule**

*Executive Budget*

**Agency: Monona Terrace**

**2017 CIP by Expenditure Type**

	2017	2018	2019	2020	2021	2022
Bike Path	300,000	-	-	-	-	-
Building	385,000	470,000	515,000	760,000	285,000	415,000
Machinery and Equipment	290,000	427,000	625,000	280,000	445,000	320,000
<b>Total</b>	<b>\$ 975,000</b>	<b>\$ 897,000</b>	<b>\$ 1,140,000</b>	<b>\$ 1,040,000</b>	<b>\$ 730,000</b>	<b>\$ 735,000</b>

**2017 CIP by Funding Source**

	2017	2018	2019	2020	2021	2022
Non-GF GO Borrowing	500,000	-	-	-	-	-
Room Tax	475,000	897,000	1,140,000	1,040,000	730,000	735,000
<b>Total</b>	<b>\$ 975,000</b>	<b>\$ 897,000</b>	<b>\$ 1,140,000</b>	<b>\$ 1,040,000</b>	<b>\$ 730,000</b>	<b>\$ 735,000</b>

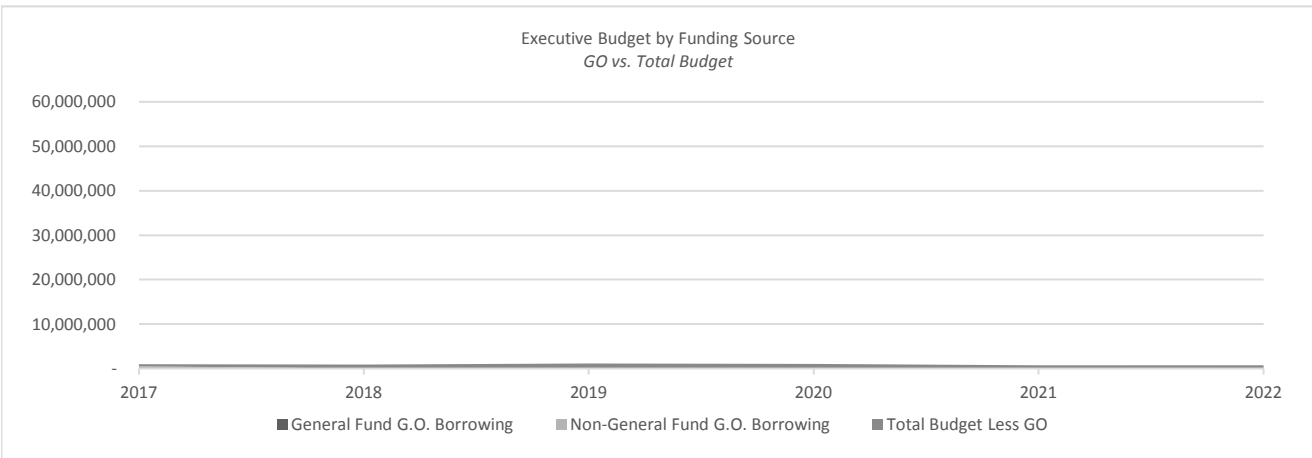
**Borrowing Summary**

*Borrowing Schedule*

	2017	2018	2019	2020	2021	2022
General Fund G.O. Borrowing	-	-	-	-	-	-
Non-General Fund G.O. Borrowing	500,000	-	-	-	-	-
<b>Total</b>	<b>\$ 500,000</b>	<b>\$ -</b>	<b>\$ -</b>	<b>\$ -</b>	<b>\$ -</b>	<b>\$ -</b>

*Annual Debt Service*

General Fund G.O. Borrowing	-	-	-	-	-	-
Non-General Fund G.O. Borrowing	65,000	-	-	-	-	-



## City of Madison: 2017 Capital Budget

### Project Summary

#### Executive Budget

**Agency:** Monona Terrace

**Project:** Building and Building Improvements **Project #:** 10031

**Project Description:**

This program funds building improvements at the Monona Terrace Convention Center. Major projects planned for 2017 include upgrades to the heating system, light system, network, digital interior signage, and HVAC controls. The goal of the program is to increase efficiency and reduce maintenance costs. Progress will be measured by reduction in costs and service hours. In 2017 a portion of the project will be funded by GO Borrowing.

#### Project Budget by Funding Source

	Reauth	2017	2018	2019	2020	2021	2022
Non-GF GO Borrowing	-	200,000	-	-	-	-	-
Room Tax	-	185,000	470,000	515,000	760,000	285,000	415,000
<b>Total</b>	<b>\$ -</b>	<b>\$ 385,000</b>	<b>\$ 470,000</b>	<b>\$ 515,000</b>	<b>\$ 760,000</b>	<b>\$ 285,000</b>	<b>\$ 415,000</b>

**Project:** Machinery and Other Equipment **Project #:** 17414

**Project Description:**

This program funds machinery and equipment purchases at Monona Terrace. The program's goal is to provide a safe environment for clients and guests, and increase overall customer satisfaction. Progress will be measured by percentage of building with camera coverage, and customer satisfaction with the building. Projects planned for 2017 include camera replacement and staging upgrades.

#### Project Budget by Funding Source

	Reauth	2017	2018	2019	2020	2021	2022
Room Tax	-	290,000	427,000	625,000	280,000	445,000	320,000
<b>Total</b>	<b>\$ -</b>	<b>\$ 290,000</b>	<b>\$ 427,000</b>	<b>\$ 625,000</b>	<b>\$ 280,000</b>	<b>\$ 445,000</b>	<b>\$ 320,000</b>

**Project:** Monona Terrace Bike Path **Project #:** 17417

**Project Description:**

This project will resurface the bike path between Monona Terrace and Lake Monona. The goal of this project is to improve bicycle and pedestrian safety on the path. Progress will be measured by improved safety for visitors and an increase in resurfaced pathway. Construction of the bike path is planned for 2018.

#### Project Budget by Funding Source

	Reauth	2017	2018	2019	2020	2021	2022
Non-GF GO Borrowing	-	300,000	-	-	-	-	-
<b>Total</b>	<b>\$ -</b>	<b>\$ 300,000</b>	<b>\$ -</b>	<b>\$ -</b>	<b>\$ -</b>	<b>\$ -</b>	<b>\$ -</b>

**City of Madison: 2017 Capital Budget**  
**2017 Appropriation**

*Executive Budget*

**Agency: Monona Terrace**

**2017 Appropriation**

**Executive Budget**

	Request	Executive	GO Borrowing	Other	Total
Building and Building Improvements	385,000	385,000	200,000	185,000	385,000
Machinery and Other Equipment	290,000	290,000	-	290,000	290,000
Monona Terrace Bike Path	300,000	300,000	300,000	-	300,000
<b>Total</b>	<b>\$ 975,000</b>	<b>\$ 975,000</b>	<b>\$ 500,000</b>	<b>\$ 475,000</b>	<b>\$ 975,000</b>

**Reauthorized Appropriation**

	GO Borrowing	Other	Total
<b>Total</b>	<b>\$ -</b>	<b>\$ -</b>	<b>\$ -</b>
<b>TOTAL 2017 APPROPRIATION</b>	<b>\$ 500,000</b>	<b>\$ 475,000</b>	<b>\$ 975,000</b>

**City of Madison: 2017 Capital Budget**  
**Capital Improvement Plan**

*Executive Budget*

**Agency: Parking Utility**

**Project Summary**

	2017	2018	2019	2020	2021	2022
Capitol East District Parking Structure	6,000,000	-	-	-	-	-
Garage Lighting Replacement	461,000	280,000	-	-	-	-
Garage Wayfinding Signs	200,000	30,000	-	-	-	-
Overture Center Garage Elevator	95,000	-	-	-	-	-
Overture Ctr Customer Service CTR	100,000	-	-	-	-	-
Parking Garage Repairs	632,000	658,000	496,000	636,000	494,000	570,000
Sayle Street	10,000	10,000	190,500	70,500	10,000	10,000
Single Space Meter Replacement	75,000	350,000	-	-	-	-
Vehicle Replacement	92,000	90,000	81,000	78,000	145,000	46,000
<b>Total</b>	<b>\$ 7,665,000</b>	<b>\$ 1,418,000</b>	<b>\$ 767,500</b>	<b>\$ 784,500</b>	<b>\$ 649,000</b>	<b>\$ 626,000</b>

**Changes from 2016 CIP**

Project	Change
Garage Lighting Replacement	Project funding reduced
Garage Wayfinding Signs	Project funding increased
Intelligent Transportation System	Project eliminated from CIP
Overture Center Garage Elevator	Project added to CIP
Overture Ceter Customer Service CTR	Project added to CIP
Parking Garage Repairs	Program funding increased
Single Space Meter Replacement	Project funding increased
Vehicle Replacement	Program added to CIP

**City of Madison: 2017 Capital Budget  
Expense & Funding Schedule**

*Executive Budget*

**Agency:** Parking Utility

**2017 CIP by Expenditure Type**

	2017	2018	2019	2020	2021	2022
Building	6,666,000	290,000	190,500	70,500	10,000	10,000
Machinery and Equipment	367,000	470,000	81,000	78,000	145,000	46,000
Other	632,000	658,000	496,000	636,000	494,000	570,000
<b>Total</b>	<b>\$ 7,665,000</b>	<b>\$ 1,418,000</b>	<b>\$ 767,500</b>	<b>\$ 784,500</b>	<b>\$ 649,000</b>	<b>\$ 626,000</b>

**2017 CIP by Funding Source**

	2017	2018	2019	2020	2021	2022
Reserves Applied	1,665,000	1,418,000	767,500	784,500	649,000	626,000
TIF Proceeds	6,000,000	-	-	-	-	-
<b>Total</b>	<b>\$ 7,665,000</b>	<b>\$ 1,418,000</b>	<b>\$ 767,500</b>	<b>\$ 784,500</b>	<b>\$ 649,000</b>	<b>\$ 626,000</b>

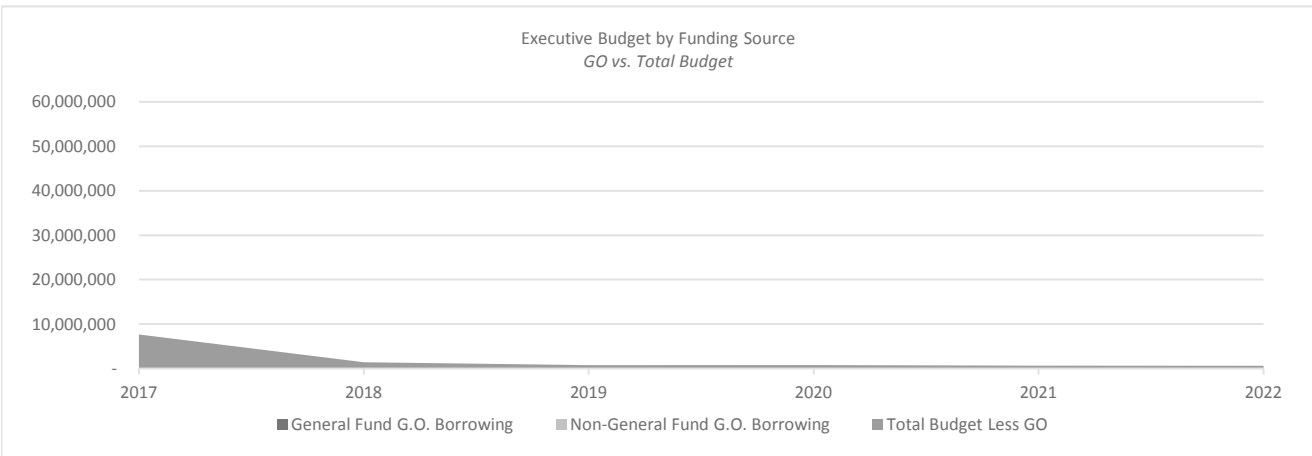
**Borrowing Summary**

*Borrowing Schedule*

	2017	2018	2019	2020	2021	2022
General Fund G.O. Borrowing	-	-	-	-	-	-
Non-General Fund G.O. Borrowing	-	-	-	-	-	-
<b>Total</b>	<b>\$ -</b>	<b>\$ -</b>	<b>\$ -</b>	<b>\$ -</b>	<b>\$ -</b>	<b>\$ -</b>

*Annual Debt Service*

General Fund G.O. Borrowing	-	-	-	-	-	-
Non-General Fund G.O. Borrowing	-	-	-	-	-	-



# City of Madison: 2017 Capital Budget

## Project Summary

### Executive Budget

**Agency:** Parking Utility

**Project:** Asset Management System **Project #:** 17097

**Project Description:**

This project is for a city-wide asset management program. The goal of the project is to design a software system where specific program area functions will be configured to meet the needs of Public Works including Engineering, Traffic Engineering, Water Utility, Parking and possibly other agencies. Progress will be measured by the accuracy and efficiencies gained by the agencies in monitoring and reporting on their assets. The project is anticipated to be completed in 2017.

### Project Budget by Funding Source

	Reauth	2017	2018	2019	2020	2021	2022
Reserves Applied	150,000	-	-	-	-	-	-
<b>Total</b>	<b>\$ 150,000</b>	<b>\$ -</b>	<b>\$ -</b>	<b>\$ -</b>	<b>\$ -</b>	<b>\$ -</b>	<b>\$ -</b>

**Project:** Capitol East District Parking Structure **Project #:** 1627

**Project Description:**

This project funds the construction of a new parking structure located at the corner of Livingston and Main in the Government East District. The goal of the project is to provide 600 above ground parking stalls to serve the parking needs of the new development and the public. Progress will be measured by the safety and occupancy of the garage. Construction is planned for 2017.

### Project Budget by Funding Source

	Reauth	2017	2018	2019	2020	2021	2022
TIF Proceeds	6,708,000	6,000,000	-	-	-	-	-
<b>Total</b>	<b>\$ 6,708,000</b>	<b>\$ 6,000,000</b>	<b>\$ -</b>	<b>\$ -</b>	<b>\$ -</b>	<b>\$ -</b>	<b>\$ -</b>

**Project:** Garage Lighting Replacement **Project #:** 1612

**Project Description:**

This project will replace all the existing overhead lighting fixtures with energy efficient LED lights in all parking garages operated by the Parking Utility. The goal of the project is to replace obsolete fixtures with energy efficient, longer lasting and higher quality lights. Progress will be measured by a decrease in energy consumption and reduced energy costs. The State Street Capitol and State Street Campus – Lake Garages are scheduled to be completed in 2017. Drawings and specifications are expected to be completed for the Overture Center Garage lighting project in late 2017, with construction planned in 2018.

### Project Budget by Funding Source

	Reauth	2017	2018	2019	2020	2021	2022
Reserves Applied	710,000	461,000	280,000	-	-	-	-
<b>Total</b>	<b>\$ 710,000</b>	<b>\$ 461,000</b>	<b>\$ 280,000</b>	<b>\$ -</b>	<b>\$ -</b>	<b>\$ -</b>	<b>\$ -</b>

**Project:** Garage Wayfinding Signs **Project #:** 1606

**Project Description:**

This project funds signage and parking guidance systems that will assist drivers exiting parking facilities by identifying which exit lanes accept specific types of payment and by directing traffic to locations of available parking spaces within the structure. The goal is to improve customer service. Progress will be measured by greater utilization of facilities, including those with high average occupancies by providing real-time counts and directing drivers to available spaces, and underutilized facilities by providing greater visibility of locations with available public parking. In 2017, parking guidance systems will be considered for the State Street Capitol Garage lower level and Judge Doyle Garage. New signage is planned to be installed at the State Street Capitol Garage lower-level, in conjunction with the proposed conversion to a short-term parking area.

**Project Budget by Funding Source**

	Reauth	2017	2018	2019	2020	2021	2022
Reserves Applied	75,000	200,000	30,000	-	-	-	-
<b>Total</b>	<b>\$ 75,000</b>	<b>\$ 200,000</b>	<b>\$ 30,000</b>	<b>\$ -</b>	<b>\$ -</b>	<b>\$ -</b>	<b>\$ -</b>

**Project:** Judge Doyle Garage **Project #:** 10396

**Project Description:**

This project is for the replacement of the Government East parking structure. This goal of the project is a garage on Block 88 with approximately 600 stalls to help meet the needs of motorists parking in the downtown area. Progress will be measured by monitoring the occupancy rate at the completed garage. Design began in 2016 and construction is anticipated to begin in 2017 and completed in 2018.

**Project Budget by Funding Source**

	Reauth	2017	2018	2019	2020	2021	2022
Reserves Applied	13,100,000	-	-	-	-	-	-
<b>Total</b>	<b>\$ 13,100,000</b>	<b>\$ -</b>	<b>\$ -</b>	<b>\$ -</b>	<b>\$ -</b>	<b>\$ -</b>	<b>\$ -</b>

**Project:** Overture Center Garage Elevator **Project #:** 10403

**Project Description:**

This project funds the modernization of the elevator at the Overture Center Garage. The goal of the project is to increase performance, efficiency, and reduce energy consumption. Progress will be measured by the number of service calls, elevator malfunctions and down time. The project will be completed in 2017.

**Project Budget by Funding Source**

	Reauth	2017	2018	2019	2020	2021	2022
Reserves Applied	148,000	95,000	-	-	-	-	-
<b>Total</b>	<b>\$ 148,000</b>	<b>\$ 95,000</b>	<b>\$ -</b>	<b>\$ -</b>	<b>\$ -</b>	<b>\$ -</b>	<b>\$ -</b>

**Project:** Overture Ctr Customer Service CTR **Project #:** 16004

**Project Description:**

This project is the pilot location for a new “ambassador” role the Parking Utility Cashiering Staff will provide in the Overture Center Garage. The project also includes construction of a stormwater diverter to direct stormwater into the sanitary sewer during ramp wash downs. The goal of the project is to improve the customer experience by being proactive and assisting customers throughout the facility and allowing additional services such as permit sales which are currently unavailable at the garages. Progress will be measured by monitoring customer satisfaction, including fewer helpline calls, and feedback from customers and staff. Construction is anticipated to begin in late 2017.

**Project Budget by Funding Source**

	Reauth	2017	2018	2019	2020	2021	2022
Reserves Applied	300,000	100,000	-	-	-	-	-
<b>Total</b>	<b>\$ 300,000</b>	<b>\$ 100,000</b>	<b>\$ -</b>	<b>\$ -</b>	<b>\$ -</b>	<b>\$ -</b>	<b>\$ -</b>



**Project:** Parking Garage Repairs **Project #:** 17456

**Project Description:**

This program funds major repairs on garage sections, including concrete replacement, steel reinforcement, and installing a waterproof membrane system in select locations. The goal of the program is to keep the parking structures safe and functional for public use. Progress is measured by extending the useful life, improved customer experience, lower operating costs, and lower overall life cycle costs of the facilities. Funding in 2017 will be used for structural repairs.

**Project Budget by Funding Source**

	Reauth	2017	2018	2019	2020	2021	2022
Reserves Applied	259,000	632,000	658,000	496,000	636,000	494,000	570,000
<b>Total</b>	<b>\$ 259,000</b>	<b>\$ 632,000</b>	<b>\$ 658,000</b>	<b>\$ 496,000</b>	<b>\$ 636,000</b>	<b>\$ 494,000</b>	<b>\$ 570,000</b>

**Project:** Revenue Equipment Replacement **Project #:** 10397

**Project Description:**

This project is for the replacement and modification of the payment and revenue control (PARCS) equipment for off-street parking including parking lots and garages. The project goal is to replace existing payment technology that is past its useful life. Progress will be measured by monitoring downtime and repairs of the equipment. The project is anticipated to be completed in 2017.

**Project Budget by Funding Source**

	Reauth	2017	2018	2019	2020	2021	2022
Reserves Applied	3,100,000	-	-	-	-	-	-
<b>Total</b>	<b>\$ 3,100,000</b>	<b>\$ -</b>	<b>\$ -</b>	<b>\$ -</b>	<b>\$ -</b>	<b>\$ -</b>	<b>\$ -</b>

**Project:** Sayle Street **Project #:** 10025

**Project Description:**

This program is for the renovation of office space at the Parking Utility facility located at 1120 Sayle Street. The existing facility includes the Traffic Engineering Radio Shop that will be relocated to the newly constructed Fleet Service location at Nakoosa Trail. The renovation will include improvements to the existing HVAC system at the facility. The goal of the program is to improve safety conditions. Funding in 2017 will cover minor repairs and maintenance.

**Project Budget by Funding Source**

	Reauth	2017	2018	2019	2020	2021	2022
Reserves Applied	10,000	10,000	10,000	190,500	70,500	10,000	10,000
<b>Total</b>	<b>\$ 10,000</b>	<b>\$ 10,000</b>	<b>\$ 10,000</b>	<b>\$ 190,500</b>	<b>\$ 70,500</b>	<b>\$ 10,000</b>	<b>\$ 10,000</b>

**Project:** Single Space Meter Replacement **Project #:** 1603

**Project Description:**

This project funds the replacement of the remaining “coin-only” single spaces meters in use throughout the City with state-of-the-art meters that allow payment from multiple sources including coins, credit cards, or smart-phones. The goal of the project is higher utilization and revenues. Progress will be measured by occupancy and revenue data. The project will be piloted in 2017 and implemented on a wider scale in 2018.

**Project Budget by Funding Source**

	Reauth	2017	2018	2019	2020	2021	2022
Reserves Applied	100,000	75,000	350,000	-	-	-	-
<b>Total</b>	<b>\$ 100,000</b>	<b>\$ 75,000</b>	<b>\$ 350,000</b>	<b>\$ -</b>	<b>\$ -</b>	<b>\$ -</b>	<b>\$ -</b>

**Project:** Vehicle Replacement

**Project #:** 1

**Project Description:**

This program funds the replacement of the Parking Utility's vehicles. The goal is to replace vehicles on a ten year cycle, recognizing savings on maintenance, repairs, and fuel. Progress will be measured by savings in these areas. Purchases in 2017 include a utility truck, a utility vehicle, and replacement of a Leadworker vehicle.

**Project Budget by Funding Source**

	Reauth	2017	2018	2019	2020	2021	2022
Reserves Applied	-	92,000	90,000	81,000	78,000	145,000	46,000
<b>Total</b>	<b>\$ -</b>	<b>\$ 92,000</b>	<b>\$ 90,000</b>	<b>\$ 81,000</b>	<b>\$ 78,000</b>	<b>\$ 145,000</b>	<b>\$ 46,000</b>

## City of Madison: 2017 Capital Budget

### 2017 Appropriation

Executive Budget

Agency: Parking Utility

#### 2017 Appropriation

#### Executive Budget

	Request	Executive	GO Borrowing	Other	Total
Capitol East District Parking Structure	6,000,000	6,000,000	-	6,000,000	6,000,000
Garage Lighting Replacement	461,000	461,000	-	461,000	461,000
Garage Wayfinding Signs	200,000	200,000	-	200,000	200,000
Overture Center Garage Elevator	95,000	95,000	-	95,000	95,000
Overture Ctr Customer Service CTR	100,000	100,000	-	100,000	100,000
Parking Garage Repairs	632,000	632,000	-	632,000	632,000
Sayle Street	10,000	10,000	-	10,000	10,000
Single Space Meter Replacement	75,000	75,000	-	75,000	75,000
Vehicle Replacement	92,000	92,000	-	92,000	92,000
<b>Total</b>	<b>\$ 7,665,000</b>	<b>\$ 7,665,000</b>	<b>\$ -</b>	<b>\$ 7,665,000</b>	<b>\$ 7,665,000</b>

#### Reauthorized Appropriation

	GO Borrowing	Other	Total
Asset Management System	-	150,000	150,000
Capitol East District Parking Structure	-	6,708,000	6,708,000
Garage Lighting Replacement	-	710,000	710,000
Garage Wayfinding Signs	-	75,000	75,000
Judge Doyle Garage	-	13,100,000	13,100,000
Overture Center Garage Elevator	-	148,000	148,000
Overture Ctr Customer Service CTR	-	300,000	300,000
Parking Garage Repairs	-	259,000	259,000
Revenue Equipment Replacement	-	3,100,000	3,100,000
Sayle Street	-	10,000	10,000
Single Space Meter Replacement	-	100,000	100,000
<b>Total</b>	<b>\$ -</b>	<b>\$ 24,660,000</b>	<b>\$ 24,660,000</b>

**TOTAL 2017 APPROPRIATION** \$ - \$ 32,325,000 \$ 32,325,000



**City of Madison: 2017 Capital Budget**  
**Capital Improvement Plan**

*Executive Budget*

**Agency: Parks Division**

**Project Summary**

	2017	2018	2019	2020	2021	2022
Assessable Trees	150,000	150,000	150,000	150,000	150,000	150,000
Beach And Shoreline Improvements	683,000	195,000	750,000	710,000	225,000	225,000
Breese Stevens Improvements	750,000	-	-	-	500,000	-
Brittingham Park Improvements	-	-	-	-	800,000	-
Central Park Improvements	-	-	200,000	-	200,000	-
Conservation Park Improvements	220,000	280,000	185,000	175,000	655,000	225,000
Disc Golf Improvements	35,000	250,000	35,000	35,000	35,000	35,000
Dog Park Improvements	130,000	65,000	325,000	100,000	165,000	175,000
Elver Park Improvements	-	700,000	-	-	-	-
Emerald Ash Borer Mitigation	1,000,000	1,125,000	1,175,000	1,250,000	1,250,000	1,300,000
Forest Hill Cemetery Improvements	460,000	-	-	-	-	-
Hoyt Park Improvements	-	-	-	160,000	-	-
James Madison Park Improvements	-	900,000	-	-	-	-
Land Acquisition	250,000	250,000	250,000	250,000	250,000	250,000
Odana Hills Clubhouse Improvements	-	-	-	-	200,000	-
Olbrich Botanical Complex	5,000,000	4,500,000	-	-	-	-
Park Equipment	400,000	400,000	400,000	400,000	450,000	400,000
Park Land Improvements	1,290,000	2,460,000	2,225,000	6,330,000	4,268,000	4,850,000
Parks Facility Improvements	867,000	2,240,000	1,280,000	400,000	1,845,000	4,278,750
Playground/Accessibility Improvements	1,240,000	1,445,000	1,250,000	1,600,000	1,675,000	1,780,000
Street Tree Replacements	185,000	195,000	195,000	195,000	200,000	200,000
Vilas Park Improvements	1,015,000	-	-	1,900,000	-	1,300,000
Warner Park Community Center	-	-	1,450,000	-	-	-
Yahara River Parkway Improvements	-	-	-	-	250,000	450,000
<b>Total</b>	<b>\$ 13,675,000</b>	<b>\$ 15,155,000</b>	<b>\$ 9,870,000</b>	<b>\$ 13,655,000</b>	<b>\$ 13,118,000</b>	<b>\$ 15,618,750</b>

**Changes from 2016 CIP**

Project	Change
Breese Stevens Improvements	Project budget increased
Central Park Improvements	Project budget decreased
Dog Park Improvements	Program budget increased
Elver Park Improvements	Project deferred 1 year, budget increased
Emerald Ash Borer Mitigation	Project budget increased
Forest Hill Cemetery Improvements	Project advanced 1 year, budget increased
James Madison Park Improvements	Project deferred 1 year, budget increased
Olbrich Botanical Complex	GO Borrowing for project deferred to 2018
Reindahl Park Improvements	Project eliminated from CIP
Street Tree Replacement	Program budget decreased
Vilas Park Improvements	Project deferred 2 years, budget decreased
Warner Park Community Center	Projects combined, budget increased
Yahara River Parkway Improvements	Project deferred 2 years

## City of Madison: 2017 Capital Budget Expense & Funding Schedule

### Executive Budget

Agency: Parks Division

#### 2017 CIP by Expenditure Type

	2017	2018	2019	2020	2021	2022
Building	6,350,000	7,375,000	2,550,000	1,925,000	3,200,000	4,250,000
Land	240,000	240,000	240,000	240,000	240,000	240,000
Land Improvements	4,500,000	4,990,000	4,410,000	8,955,000	7,058,000	8,580,000
Machinery and Equipment	445,000	445,000	445,000	395,000	445,000	395,000
Other	2,140,000	2,105,000	2,225,000	2,140,000	2,175,000	2,153,750
<b>Total</b>	<b>\$ 13,675,000</b>	<b>\$ 15,155,000</b>	<b>\$ 9,870,000</b>	<b>\$ 13,655,000</b>	<b>\$ 13,118,000</b>	<b>\$ 15,618,750</b>

#### 2017 CIP by Funding Source

	2017	2018	2019	2020	2021	2022
GF GO Borrowing	5,763,000	10,271,000	6,149,000	7,910,750	9,305,000	11,383,750
Federal Sources	49,000	25,000	25,000	25,000	35,000	25,000
Impact Fees	2,292,000	2,866,000	2,828,000	4,556,250	2,545,000	3,280,000
Private Contribution/Donation	4,703,000	1,450,000	505,000	800,000	815,000	590,000
Special Assessment	150,000	150,000	150,000	150,000	150,000	150,000
State Sources	-	-	-	-	50,000	-
TIF Proceeds	21,000	20,000	20,000	20,000	25,000	25,000
Trade In Allowance	53,000	53,000	53,000	53,000	53,000	50,000
Transfer From General Fund	514,000	-	-	-	-	-
Transfer From Other Restricted	130,000	320,000	140,000	140,000	140,000	115,000
<b>Total</b>	<b>\$ 13,675,000</b>	<b>\$ 15,155,000</b>	<b>\$ 9,870,000</b>	<b>\$ 13,655,000</b>	<b>\$ 13,118,000</b>	<b>\$ 15,618,750</b>

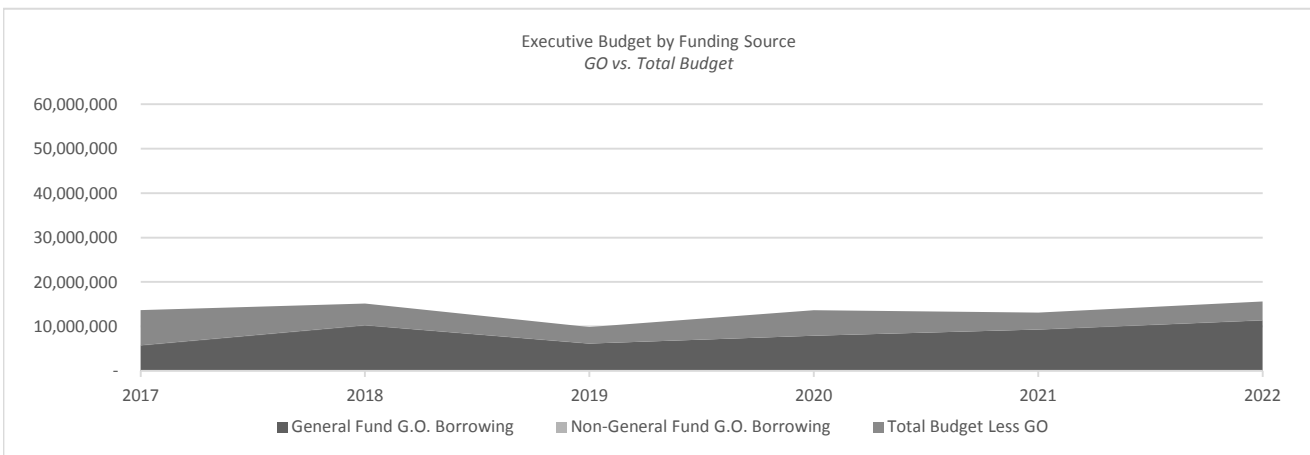
#### Borrowing Summary

##### Borrowing Schedule

	2017	2018	2019	2020	2021	2022
General Fund G.O. Borrowing	5,763,000	10,271,000	6,149,000	7,910,750	9,305,000	11,383,750
Non-General Fund G.O. Borrowing	-	-	-	-	-	-
<b>Total</b>	<b>\$ 5,763,000</b>	<b>\$ 10,271,000</b>	<b>\$ 6,149,000</b>	<b>\$ 7,910,750</b>	<b>\$ 9,305,000</b>	<b>\$ 11,383,750</b>

##### Annual Debt Service

General Fund G.O. Borrowing	749,190	1,335,230	799,370	1,028,398	1,209,650	1,479,888
Non-General Fund G.O. Borrowing	-	-	-	-	-	-



## City of Madison: 2017 Capital Budget

### Project Summary

*Executive Budget*

**Agency:** Parks Division

**Project:** Allied Drive Area Potential Park **Project #:** 10543

**Project Description:**

This project will construct a full-length basketball court in the Allied Drive area, which is accessible to all and has been a high priority for the neighborhood. Fencing and other improvements may be included in the project scope. Other funding is from private contributions. The funding for this project is a reauthorization of 2016 appropriations.

**Project Budget by Funding Source**

	Reauth	2017	2018	2019	2020	2021	2022
GF GO Borrowing	81,047	-	-	-	-	-	-
Private Contribution/Donation	130,000	-	-	-	-	-	-
<b>Total</b>	<b>\$ 211,047</b>	<b>\$ -</b>	<b>\$ -</b>	<b>\$ -</b>	<b>\$ -</b>	<b>\$ -</b>	<b>\$ -</b>

**Project:** Assessable Trees **Project #:** 10498

**Project Description:**

This program provides funding for planting terrace trees along new streets. The goal of the program is to ensure trees are planted in newly developed areas of the city to provide an adequate tree canopy within the city. Progress will be measured by the number of trees planted within a year of site availability. The annual funding supports planting, watering, and pruning.

**Project Budget by Funding Source**

	Reauth	2017	2018	2019	2020	2021	2022
Special Assessment	-	150,000	150,000	150,000	150,000	150,000	150,000
<b>Total</b>	<b>\$ -</b>	<b>\$ 150,000</b>	<b>\$ 150,000</b>	<b>\$ 150,000</b>	<b>\$ 150,000</b>	<b>\$ 150,000</b>	<b>\$ 150,000</b>

**Project:** Beach And Shoreline Improvements **Project #:** 10605

**Project Description:**

This program provides funding for the improvement of beaches, shorelines, and access to the water. The goal of the program is to provide boat launches that are safe and useable and don't damage boats, shorelines that aren't eroding, and piers that are safe, accessible, and useable. Progress is being measured by the number of lake access permits sold and number of complaints received. The 2017 project timeline calls for improvements to be made at Olin Park, Wingra, and Olbrich.

**Project Budget by Funding Source**

	Reauth	2017	2018	2019	2020	2021	2022
GF GO Borrowing	540,000	630,000	170,000	495,000	510,000	200,000	135,000
Impact Fees	-	50,000	25,000	255,000	200,000	25,000	90,000
Private Contribution/Donation	-	3,000	-	-	-	-	-
<b>Total</b>	<b>\$ 540,000</b>	<b>\$ 683,000</b>	<b>\$ 195,000</b>	<b>\$ 750,000</b>	<b>\$ 710,000</b>	<b>\$ 225,000</b>	<b>\$ 225,000</b>

**Project:** Breese Stevens Improvements **Project #:** 17157

**Project Description:**

This project provides funding for continued improvements to Breese Stevens. Improvements will facilitate expanded use of Breese Stevens Field by increasing capacity of the facility and providing additional amenities. Progress will be measured by number of events and attendance at events. Projects planned for 2017 and 2018 include: providing additional restroom and locker room facilities to increase the capacity of the facility, and other needed repairs.

**Project Budget by Funding Source**

	Reauth	2017	2018	2019	2020	2021	2022
GF GO Borrowing	-	450,000	-	-	-	400,000	-
Impact Fees	-	200,000	-	-	-	-	-
Private Contribution/Donation	-	100,000	-	-	-	100,000	-
<b>Total</b>	<b>\$ -</b>	<b>\$ 750,000</b>	<b>\$ -</b>	<b>\$ -</b>	<b>\$ -</b>	<b>\$ 500,000</b>	<b>\$ -</b>

**Project:** Brittingham Park Improvements **Project #:** 17159

**Project Description:**

This project provides funding for continued improvements to Brittingham Park. The goal of the project is to provide a facility that meets current needs as well as flexibility to meet ongoing needs for the future. Progress will be measured by Brittingham Boats attendance (current holder of agreement with Madison Parks) and park attendance. The reauthorized appropriations are for parking lot and sidewalk reconstruction. Projects planned for 2021 include upgrading and/or replacing the beach house at Brittingham Park.

**Project Budget by Funding Source**

	Reauth	2017	2018	2019	2020	2021	2022
GF GO Borrowing	185,000	-	-	-	-	100,000	-
Impact Fees	275,000	-	-	-	-	400,000	-
Private Contribution/Donation	-	-	-	-	-	300,000	-
<b>Total</b>	<b>\$ 460,000</b>	<b>\$ -</b>	<b>\$ -</b>	<b>\$ -</b>	<b>\$ -</b>	<b>\$ 800,000</b>	<b>\$ -</b>

**Project:** Central Park Improvements **Project #:** 10469

**Project Description:**

This project provides funding for continued improvements to Central Park in accordance with the adopted Central Park Master Plan. The goal of the project is to expand Central Park in accordance with the master plan and provide park amenities and other transportation improvements as identified in the plan. Progress will be measured by number of events and attendance at events.

**Project Budget by Funding Source**

	Reauth	2017	2018	2019	2020	2021	2022
GF GO Borrowing	-	-	-	100,000	-	200,000	-
Impact Fees	480,000	-	-	100,000	-	-	-
<b>Total</b>	<b>\$ 480,000</b>	<b>\$ -</b>	<b>\$ -</b>	<b>\$ 200,000</b>	<b>\$ -</b>	<b>\$ 200,000</b>	<b>\$ -</b>

**Project:** Conservation Park Improvements **Project #:** 17124

**Project Description:**

This program provides funding for environmental enhancements to the City's diverse native ecosystems. Projects within this program seek to remove exotic botanical species and implement restoration efforts in wooded and meadow areas of City parkland. The goal of the program is to create natural landscapes and open space that is well maintained and accessible to park visitors. Planned projects for 2017 include: continued land management practices; oak savanna, prairie/wetland restoration, and woodland management in Cherokee Marsh and Owen Conservation Park, including trail and access improvements.

**Project Budget by Funding Source**

	Reauth	2017	2018	2019	2020	2021	2022
Federal Sources	15,000	9,000	5,000	10,000	10,000	10,000	10,000
GF GO Borrowing	80,000	161,000	160,000	150,000	145,000	440,000	145,000
Impact Fees	-	45,000	110,000	-	-	185,000	50,000
Private Contribution/Donation	-	-	-	20,000	15,000	15,000	15,000
Transfer From Other Restricted	-	5,000	5,000	5,000	5,000	5,000	5,000
<b>Total</b>	<b>\$ 95,000</b>	<b>\$ 220,000</b>	<b>\$ 280,000</b>	<b>\$ 185,000</b>	<b>\$ 175,000</b>	<b>\$ 655,000</b>	<b>\$ 225,000</b>

**Project:** Disc Golf Improvements **Project #:** 17130

**Project Description:**

This program provides funding for improvements to the disc golf courses at Hiestand and Elver Parks. The goal of the program is to meet current standards for safety. Progress will be measured by disc golf permit fees and number of complaints received. Projects planned for 2017 include: erosion control, turf and path improvements, tee box improvements, and registration kiosks. Increased funding in 2018 anticipates the construction of a new disc golf course in the system.

**Project Budget by Funding Source**

	Reauth	2017	2018	2019	2020	2021	2022
Transfer From Other Restricted	35,000	35,000	250,000	35,000	35,000	35,000	35,000
<b>Total</b>	<b>\$ 35,000</b>	<b>\$ 35,000</b>	<b>\$ 250,000</b>	<b>\$ 35,000</b>	<b>\$ 35,000</b>	<b>\$ 35,000</b>	<b>\$ 35,000</b>



**Project:** Dog Park Improvements **Project #:** 17122

**Project Description:**

This program provides funding for improvements at dog park facilities, which include 25 on-leash areas, and 8 off-leash dog parks. The goal of the program is to provide safe and maintainable facilities to meet the needs of the city's growing dog owner population. Progress is measured by the number of dog park permits sold. Planned projects for 2017 include improvements to existing dog parks as well as a potential new off leash dog park in the City.

**Project Budget by Funding Source**

	Reauth	2017	2018	2019	2020	2021	2022
GF GO Borrowing	-	40,000	-	75,000	-	65,000	100,000
Impact Fees	-	-	-	150,000	-	-	-
Transfer From Other Restricted	-	90,000	65,000	100,000	100,000	100,000	75,000
<b>Total</b>	<b>\$ -</b>	<b>\$ 130,000</b>	<b>\$ 65,000</b>	<b>\$ 325,000</b>	<b>\$ 100,000</b>	<b>\$ 165,000</b>	<b>\$ 175,000</b>

**Project:** Elver Park Improvements **Project #:** 17190

**Project Description:**

This project provides funding for continued improvements to Elver Park. The goal of the project is to improve parking to support the ball field complex. Progress will be measured by the number of field reservations. Funding for repaving the parking lots and paths is shown in 2018.

**Project Budget by Funding Source**

	Reauth	2017	2018	2019	2020	2021	2022
GF GO Borrowing	-	-	350,000	-	-	-	-
Impact Fees	-	-	350,000	-	-	-	-
<b>Total</b>	<b>\$ -</b>	<b>\$ -</b>	<b>\$ 700,000</b>	<b>\$ -</b>	<b>\$ -</b>	<b>\$ -</b>	<b>\$ -</b>

**Project:** Emerald Ash Borer Mitigation **Project #:** 17148

**Project Description:**

This program funds the City's Emerald Ash Borer mitigation efforts. The Emerald Ash Borer was first detected in Madison in November of 2013 near Warner Park. Funding will be used for the timely removal and replacement of both street and park trees while ensuring other Forestry services are not adversely impacted. The Emerald Ash Borer Mitigation Program implements the recommendations of the EAB Task Force to proactively remove and replace ash trees throughout the city. Progress will be measured by the number of trees removed and replanted.

**Project Budget by Funding Source**

	Reauth	2017	2018	2019	2020	2021	2022
GF GO Borrowing	-	1,000,000	1,125,000	1,175,000	1,250,000	1,250,000	1,300,000
<b>Total</b>	<b>\$ -</b>	<b>\$ 1,000,000</b>	<b>\$ 1,125,000</b>	<b>\$ 1,175,000</b>	<b>\$ 1,250,000</b>	<b>\$ 1,250,000</b>	<b>\$ 1,300,000</b>

**Project:** Esther Beach Improvements **Project #:** 17164

**Project Description:**

This project provides funding for improvements to Esther Beach Park in accordance with the adopted Esther Beach Park master plan. Planned projects for 2017 include reconstruction of the play area, parking lot, boat launch, and stormwater utilities.

**Project Budget by Funding Source**

	Reauth	2017	2018	2019	2020	2021	2022
GF GO Borrowing	200,000	-	-	-	-	-	-
<b>Total</b>	<b>\$ 200,000</b>	<b>\$ -</b>	<b>\$ -</b>	<b>\$ -</b>	<b>\$ -</b>	<b>\$ -</b>	<b>\$ -</b>

**Project:** Forest Hill Cemetery Improvements **Project #:** 17166

**Project Description:**

This project will replace the roadway and water system at Forest Hill Cemetery in 2017. The goal of the project is improved access and environmental management. Progress will be measured by reduction in work orders for irrigation system breaks and repairs and reduced roadway maintenance.

**Project Budget by Funding Source**

	Reauth	2017	2018	2019	2020	2021	2022
GF GO Borrowing	-	460,000	-	-	-	-	-
<b>Total</b>	<b>\$ -</b>	<b>\$ 460,000</b>	<b>\$ -</b>	<b>\$ -</b>	<b>\$ -</b>	<b>\$ -</b>	<b>\$ -</b>

**Project:** Garver at Olbrich Botanical Complex **Project #:** 17133

**Project Description:**

This project provides the City's contribution towards the rehabilitation and adaptive reuse of the historic Garver Feed Mill located in Olbrich Park. A portion of the funding (\$840,000) is identified to meet the cold storage, archival storage, and equipment storage needs of Olbrich Botanical Complex (OBC), estimated at 14,000 square feet in the OBC Facilities Master Plan and Schematic Design Section 4.2. The funding is a reauthorization of a 2016 appropriation.

**Project Budget by Funding Source**

	Reauth	2017	2018	2019	2020	2021	2022
GF GO Borrowing	1,955,000	-	-	-	-	-	-
<b>Total</b>	<b>\$ 1,955,000</b>	<b>\$ -</b>	<b>\$ -</b>	<b>\$ -</b>	<b>\$ -</b>	<b>\$ -</b>	<b>\$ -</b>

**Project:** Highland Manor Shelter **Project #:** 10539

**Project Description:**

This project provides funding for continued improvements to Highland Manor Park including the storm shelter. The funding is a reauthorization from a 2016 appropriation.

**Project Budget by Funding Source**

	Reauth	2017	2018	2019	2020	2021	2022
GF GO Borrowing	117,000	-	-	-	-	-	-
<b>Total</b>	<b>\$ 117,000</b>	<b>\$ -</b>	<b>\$ -</b>	<b>\$ -</b>	<b>\$ -</b>	<b>\$ -</b>	<b>\$ -</b>

**Project:** Hoyt Park Improvements **Project #:** 17188

**Project Description:**

This project will replace the existing parking lot at Hoyt Park. The goal of the project is to improve stormwater mitigation at the site. Progress will be measured by improved reservations in the park.

**Project Budget by Funding Source**

	Reauth	2017	2018	2019	2020	2021	2022
GF GO Borrowing	-	-	-	-	80,000	-	-
Impact Fees	-	-	-	-	60,000	-	-
Private Contribution/Donation	-	-	-	-	20,000	-	-
<b>Total</b>	<b>\$ -</b>	<b>\$ -</b>	<b>\$ -</b>	<b>\$ -</b>	<b>\$ 160,000</b>	<b>\$ -</b>	<b>\$ -</b>

**Project:** James Madison Park Improvements **Project #:** 17170

**Project Description:**

This project will replace the existing shelter at James Madison Park located in Madison's downtown area. The goal of the project is improved utilization of the shelter and other park amenities. Progress will be measured by the number of events, number of shelter reservations, and number of attendees. Planning efforts for the project will take place in 2016 and 2017.

**Project Budget by Funding Source**

	Reauth	2017	2018	2019	2020	2021	2022
GF GO Borrowing	50,000	-	-	-	-	-	-
Impact Fees	-	-	500,000	-	-	-	-
Private Contribution/Donation	150,000	-	400,000	-	-	-	-
<b>Total</b>	<b>\$ 200,000</b>	<b>\$ -</b>	<b>\$ 900,000</b>	<b>\$ -</b>	<b>\$ -</b>	<b>\$ -</b>	<b>\$ -</b>

**Project:** Land Acquisition **Project #:** 17128

**Project Description:**

This program provides funding for research, appraisals, title work, negotiations, and acquisition of new parkland. All acquisitions will be subject to final approval of the Common Council. The program goal is to pursue opportunities to add additional land to the city's park inventory by expanding existing parks or purchasing land in park deficient areas. Progress will be measured by park acreage per capita. Reauthorized funding is for acquisition costs of a new downtown park.

**Project Budget by Funding Source**

	Reauth	2017	2018	2019	2020	2021	2022
Impact Fees	7,650,000	250,000	250,000	250,000	250,000	250,000	250,000
<b>Total</b>	<b>\$ 7,650,000</b>	<b>\$ 250,000</b>	<b>\$ 250,000</b>	<b>\$ 250,000</b>	<b>\$ 250,000</b>	<b>\$ 250,000</b>	<b>\$ 250,000</b>

**Project:** Odana Hills Clubhouse Improvements **Project #:** 17189

**Project Description:**

This project provides funding for the study and design of a new facility at Odana Hills Golf Course. An initial evaluation by Facilities Management has determined that renovation of the existing facility will not meet current and future use patterns and goals for sustainability. The new facility will be multipurpose: a golf course clubhouse and winter operations facility as well as reservable meeting space. The goal of the project is to improve energy efficiency. Progress will be measured by decreased energy costs. Design is planned for 2021.

**Project Budget by Funding Source**

	Reauth	2017	2018	2019	2020	2021	2022
GF GO Borrowing	-	-	-	-	-	200,000	-
<b>Total</b>	<b>\$ -</b>	<b>\$ -</b>	<b>\$ -</b>	<b>\$ -</b>	<b>\$ -</b>	<b>\$ 200,000</b>	<b>\$ -</b>

**Project:** Olbrich Botanical Complex **Project #:** 17193

**Project Description:**

This project provides funding for the first phase of improvements to Olbrich Botanical Complex. The project is jointly funded by GO Borrowing and private donations. The goal of the project is improved facilities to provide more educational classes and programs and improved support facilities. Progress will be measured by the number of programs and classes and attendance. The first phase will include the education wing, greenhouses, and modifying the atrium to create a library and orientation space for visitors.

**Project Budget by Funding Source**

	Reauth	2017	2018	2019	2020	2021	2022
GF GO Borrowing	-	500,000	4,500,000	-	-	-	-
Private Contribution/Donation	-	4,500,000	-	-	-	-	-
<b>Total</b>	<b>\$ -</b>	<b>\$ 5,000,000</b>	<b>\$ 4,500,000</b>	<b>\$ -</b>	<b>\$ -</b>	<b>\$ -</b>	<b>\$ -</b>

**Project:** Park Equipment **Project #:** 17202

**Project Description:**

This program provides funding for the purchase of new and replacement Parks equipment. Other funding is from the trade-in value of the equipment being replaced. The goal of the program is to provide the required equipment to allow staff to adequately maintain a growing number of park and open spaces, athletic fields, ice rinks, and snow removal operations in a timely and responsive manner. Progress will be measured by adherence to park operational maintenance standards.

**Project Budget by Funding Source**

	Reauth	2017	2018	2019	2020	2021	2022
GF GO Borrowing	-	-	350,000	350,000	350,000	400,000	350,000
Trade In Allowance	-	50,000	50,000	50,000	50,000	50,000	50,000
Transfer From General Fund	-	350,000	-	-	-	-	-
<b>Total</b>	<b>\$ -</b>	<b>\$ 400,000</b>	<b>\$ 400,000</b>	<b>\$ 400,000</b>	<b>\$ 400,000</b>	<b>\$ 450,000</b>	<b>\$ 400,000</b>

**Project:** Park Land Improvements **Project #:** 17421

**Project Description:**

This program provides funding for improvements to Madison's Community, Neighborhood, and Mini Parks. The goal of this program is to provide safe and accessible recreational amenities across the park system. Progress is measured by number of field reservations, court reservations, and park event attendance. Projects planned for 2017 include: basketball court and tennis court improvements, fencing improvements, field lighting improvements, path and parking lot improvements, landscaping and other projects.

**Project Budget by Funding Source**

	Reauth	2017	2018	2019	2020	2021	2022
GF GO Borrowing	185,055	993,000	1,880,000	1,262,000	3,603,750	3,138,000	3,235,000
Impact Fees	385,000	282,000	565,000	963,000	2,596,250	900,000	1,285,000
Private Contribution/Donation	20,000	15,000	15,000	-	130,000	230,000	330,000
<b>Total</b>	<b>\$ 590,055</b>	<b>\$ 1,290,000</b>	<b>\$ 2,460,000</b>	<b>\$ 2,225,000</b>	<b>\$ 6,330,000</b>	<b>\$ 4,268,000</b>	<b>\$ 4,850,000</b>

**Project:** Parks Facility Improvements **Project #:** 17443

**Project Description:**

This is an annual program that maintains and improves existing park buildings and facilities. The goal of the program is to maintain facilities that meet the needs of park users as well as adequate facilities for staff to maintain the parks. Progress will be measured by attendance at Mallards Stadium, attendance at WPCRC, and complaints from customers. Projects planned for 2017 include: tuckpointing and other improvements to Gates of Heaven; replacement of the Cherokee Caretaker House; design development for improvements to Goodman Maintenance Facility; and other improvements to existing buildings and infrastructure in the parks system.

**Project Budget by Funding Source**

	Reauth	2017	2018	2019	2020	2021	2022
GF GO Borrowing	168,303	669,000	677,000	817,000	347,000	1,637,000	3,643,750
Impact Fees	-	145,000	560,000	460,000	50,000	205,000	425,000
Private Contribution/Donation	-	50,000	1,000,000	-	-	-	210,000
Trade In Allowance	-	3,000	3,000	3,000	3,000	3,000	-
<b>Total</b>	<b>\$ 168,303</b>	<b>\$ 867,000</b>	<b>\$ 2,240,000</b>	<b>\$ 1,280,000</b>	<b>\$ 400,000</b>	<b>\$ 1,845,000</b>	<b>\$ 4,278,750</b>

**Project:** Park Ridge Neighborhood **Project #:** 17132

**Project Description:**

This project provides funding for the purchase of land and development of a neighborhood park in the Park Ridge Neighborhood. The funding is a reauthorization of Park Impact Fees (\$150,000) from 2016 appropriations.

**Project Budget by Funding Source**

	Reauth	2017	2018	2019	2020	2021	2022
Impact Fees	150,000	-	-	-	-	-	-
<b>Total</b>	<b>\$ 150,000</b>	<b>\$ -</b>	<b>\$ -</b>	<b>\$ -</b>	<b>\$ -</b>	<b>\$ -</b>	<b>\$ -</b>

**Project:** Penn Park Improvements **Project #:** 17178

**Project Description:**

This project provides funding for the demolition and reconstruction of the park shelter at Penn Park. This project also includes funding for other park improvements.

**Project Budget by Funding Source**

	Reauth	2017	2018	2019	2020	2021	2022
GF GO Borrowing	1,440,425	-	-	-	-	-	-
<b>Total</b>	<b>\$ 1,440,425</b>	<b>\$ -</b>	<b>\$ -</b>	<b>\$ -</b>	<b>\$ -</b>	<b>\$ -</b>	<b>\$ -</b>

**Project:** Playground/Accessibility Improvements **Project #:** 17436

**Project Description:**

This annual program maintains and improves existing park playgrounds and performs accessibility improvements. The goal of this program is to provide funding to replace and upgrade existing playgrounds to meet NPSI and ASTM standards. Funding is also used to make improvements to ensure recreational amenities are accessible to the extent possible. Progress is being measured by number of playgrounds per capita. This project will provide funding for ongoing improvements to meet current CPSC Public Playground Safety Handbook guidelines. In addition, this funding will be used to continue to improve accessibility in the parks to meet current Americans with Disabilities Act Accessibility Guidelines (ADAAG).

**Project Budget by Funding Source**

	Reauth	2017	2018	2019	2020	2021	2022
Federal Sources	-	40,000	20,000	15,000	15,000	25,000	15,000
GF GO Borrowing	454,000	645,000	884,000	700,000	1,050,000	1,050,000	1,050,000
Impact Fees	272,000	520,000	506,000	500,000	500,000	500,000	680,000
Private Contribution/Donation	-	35,000	35,000	35,000	35,000	100,000	35,000
<b>Total</b>	<b>\$ 726,000</b>	<b>\$ 1,240,000</b>	<b>\$ 1,445,000</b>	<b>\$ 1,250,000</b>	<b>\$ 1,600,000</b>	<b>\$ 1,675,000</b>	<b>\$ 1,780,000</b>

**Project:** Street Tree Replacements **Project #:** 17182

**Project Description:**

This program provides funding for the replacement of street trees within the City in conjunction with EAB efforts. The goal of the program is to maintain and improve the urban forest tree canopy in the City by providing funding to replace street trees. Progress is being measured by the number of trees planted. The following TIF districts support the program: TID 25 (\$5,000); TID 27 (\$1,000); TID 29 (\$1,000); TID 32 (\$5,000); TID 36 (\$3,000); TID 37 (\$1,000); TID 39 (1,000); TID 41 (\$1,000); TID 42 (\$1,000); TID 43 (\$1,000); TID 44 (\$1,000).

**Project Budget by Funding Source**

	Reauth	2017	2018	2019	2020	2021	2022
GF GO Borrowing	-	22,575	175,000	175,000	175,000	175,000	175,000
Reserves Applied	-	203,175	-	-	-	-	-
TIF Proceeds	35,000	21,000	20,000	20,000	20,000	25,000	25,000
Transfer From General Fund	-	164,000	-	-	-	-	-
<b>Total</b>	<b>\$ 35,000</b>	<b>\$ 410,750</b>	<b>\$ 195,000</b>	<b>\$ 195,000</b>	<b>\$ 195,000</b>	<b>\$ 200,000</b>	<b>\$ 200,000</b>

**Project:** Vilas Park Improvements **Project #:** 17184

**Project Description:**

This project provides funding to begin a series of improvements at Vilas Park. The goal of the project is to create a sustainable park that will provide a variety of recreational amenities and protect and enhance natural resources. Progress will be measured by park attendance, number of events scheduled, and number of attendees at events and programs. The funding schedule for the project anticipates lagoon dredging and the reconstruction of a pedestrian bridge in 2017; shelter replacement in 2020; and reconstruction of the roadway and path system in 2022.

**Project Budget by Funding Source**

	Reauth	2017	2018	2019	2020	2021	2022
GF GO Borrowing	-	215,000	-	-	400,000	-	1,000,000
Impact Fees	-	800,000	-	-	900,000	-	300,000
Private Contribution/Donation	-	-	-	-	600,000	-	-
<b>Total</b>	<b>\$ -</b>	<b>\$ 1,015,000</b>	<b>\$ -</b>	<b>\$ -</b>	<b>\$ 1,900,000</b>	<b>\$ -</b>	<b>\$ 1,300,000</b>

**Project:** Warner Park Community Center **Project #:** 17196

**Project Description:**

This project provides funding for the expansion of the Warner Park Community Center in 2019. The goal of the project is to provide space for additional programming, classes, and other community building opportunities. Progress will be measured by attendance at the center, number of classes and programs provided, and number of attendees at these classes and programs.

**Project Budget by Funding Source**

	Reauth	2017	2018	2019	2020	2021	2022
GF GO Borrowing	-	-	-	850,000	-	-	-
Impact Fees	-	-	-	150,000	-	-	-
Private Contribution/Donation	-	-	-	450,000	-	-	-
<b>Total</b>	<b>\$ -</b>	<b>\$ -</b>	<b>\$ -</b>	<b>\$ 1,450,000</b>	<b>\$ -</b>	<b>\$ -</b>	<b>\$ -</b>

**Project:** Yahara River Parkway Improvements **Project #:** 17195

**Project Description:**

This project funds improvements to the Yahara River Parkway, in accordance with the master plan that was adopted in 2014. The goal of this project is to improve access to the water and improve the historic landscape. Progress will be measured by annual attendance, boat rentals, and number of events held in Burr Jones Park, including athletic field events.

**Project Budget by Funding Source**

	Reauth	2017	2018	2019	2020	2021	2022
GF GO Borrowing	-	-	-	-	-	50,000	250,000
Impact Fees	-	-	-	-	-	80,000	200,000
Private Contribution/Donation	-	-	-	-	-	70,000	-
State Sources	-	-	-	-	-	50,000	-
<b>Total</b>	<b>\$ -</b>	<b>\$ -</b>	<b>\$ -</b>	<b>\$ -</b>	<b>\$ -</b>	<b>\$ 250,000</b>	<b>\$ 450,000</b>

**City of Madison: 2017 Capital Budget**  
**2017 Appropriation**

*Executive Budget*

Agency: Parks Division

2017 Appropriation	Executive Budget				
	Request	Executive	GO Borrowing	Other	Total
Assessable Trees	150,000	150,000	-	150,000	150,000
Beach And Shoreline Improvements	683,000	683,000	630,000	53,000	683,000
Breese Stevens Improvements	750,000	750,000	450,000	300,000	750,000
Conservation Park Improvements	220,000	220,000	161,000	59,000	220,000
Disc Golf Improvements	35,000	35,000	-	35,000	35,000
Dog Park Improvements	130,000	130,000	40,000	90,000	130,000
Emerald Ash Borer Mitigation	1,000,000	1,000,000	1,000,000	-	1,000,000
Forest Hill Cemetery Improvements	460,000	460,000	460,000	-	460,000
Land Acquisition	250,000	250,000	-	250,000	250,000
Olbrich Botanical Complex	5,000,000	5,000,000	500,000	4,500,000	5,000,000
Park Equipment	400,000	400,000	-	400,000	400,000
Park Land Improvements	1,290,000	1,290,000	993,000	297,000	1,290,000
Parks Facility Improvements	867,000	867,000	669,000	198,000	867,000
Playground/Accessibility Improvements	1,240,000	1,240,000	645,000	595,000	1,240,000
Street Tree Replacements	185,000	185,000	-	185,000	185,000
Vilas Park Improvements	1,015,000	1,015,000	215,000	800,000	1,015,000
<b>Total</b>	<b>\$ 13,675,000</b>	<b>\$ 13,675,000</b>	<b>\$ 5,763,000</b>	<b>\$ 7,912,000</b>	<b>\$ 13,675,000</b>

**Reauthorized Appropriation**

	GO Borrowing	Other	Total
Allied Drive Area Potential Park	81,047	130,000	211,047
Beach And Shoreline Improvements	540,000	-	540,000
Brittingham Park Improvements	185,000	275,000	460,000
Central Park Improvements	-	480,000	480,000
Conservation Park Improvements	80,000	15,000	95,000
Disc Golf Improvements	-	35,000	35,000
Esther Beach Improvements	200,000	-	200,000
Garver at Olbrich Botanical Complex	1,955,000	-	1,955,000
Highland Manor Shelter	117,000	-	117,000
James Madison Park Improvements	50,000	150,000	200,000
Land Acquisition	-	7,650,000	7,650,000
Park Land Improvements	185,055	405,000	590,055
Park Ridge Neighborhood	-	150,000	150,000
Parks Facility Improvements	168,303	-	168,303
Penn Park Improvements	1,440,425	-	1,440,425
Playground/Accessibility Improvements	454,000	272,000	726,000
Street Tree Replacements	-	35,000	35,000
<b>Total</b>	<b>\$ 5,455,830</b>	<b>\$ 9,597,000</b>	<b>\$ 15,052,830</b>

**TOTAL 2017 APPROPRIATION** **\$ 11,218,830** **\$ 17,509,000** **\$ 28,727,830**





**City of Madison: 2017 Capital Budget**  
**Capital Improvement Plan**

*Executive Budget*

**Agency:** Planning Division

**Project Summary**

	2017	2018	2019	2020	2021	2022
Comprehensive Plan Update	250,000	-	-	-	-	-
Historic Preservation Plan	150,000	-	-	-	-	-
Inter-City Intermodal Bus Terminal	-	-	350,000	750,000	-	-
Municipal Art Fund	100,000	100,000	100,000	100,000	100,000	100,000
<b>Total</b>	<b>\$ 500,000</b>	<b>\$ 100,000</b>	<b>\$ 450,000</b>	<b>\$ 850,000</b>	<b>\$ 100,000</b>	<b>\$ 100,000</b>

**Changes from 2016 CIP**

Project	Change
Inter-City Intermodal Bus Terminal	Project deferred 2 years

**City of Madison: 2017 Capital Budget  
Expense & Funding Schedule**

*Executive Budget*

**Agency:** Planning Division

**2017 CIP by Expenditure Type**

	2017	2018	2019	2020	2021	2022
Other	500,000	100,000	450,000	850,000	100,000	100,000
<b>Total</b>	<b>\$ 500,000</b>	<b>\$ 100,000</b>	<b>\$ 450,000</b>	<b>\$ 850,000</b>	<b>\$ 100,000</b>	<b>\$ 100,000</b>

**2017 CIP by Funding Source**

	2017	2018	2019	2020	2021	2022
GF GO Borrowing	-	100,000	450,000	850,000	100,000	100,000
Transfer from General Fund	500,000	-	-	-	-	-
<b>Total</b>	<b>\$ 500,000</b>	<b>\$ 100,000</b>	<b>\$ 450,000</b>	<b>\$ 850,000</b>	<b>\$ 100,000</b>	<b>\$ 100,000</b>

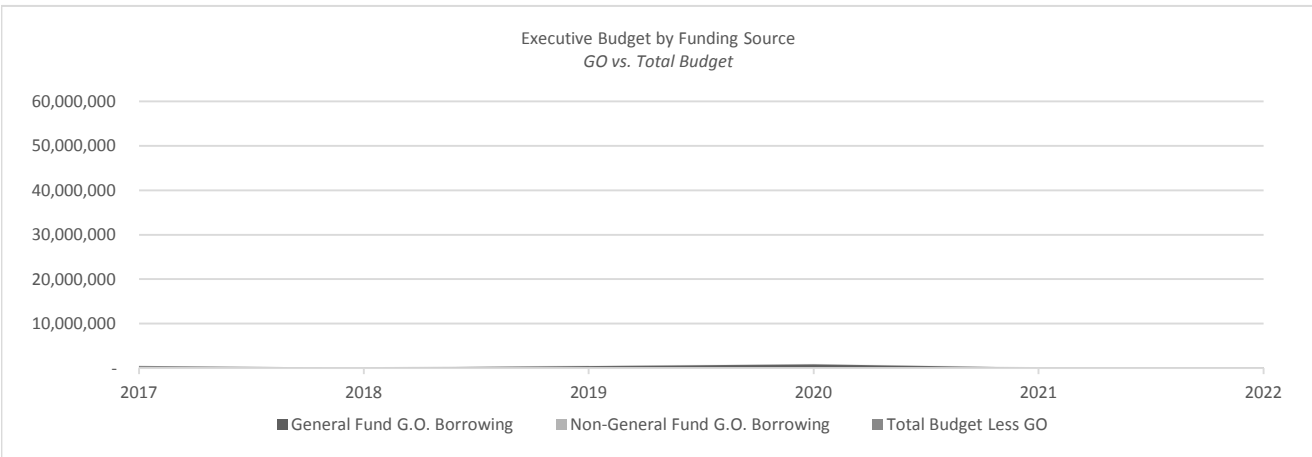
**Borrowing Summary**

*Borrowing Schedule*

	2017	2018	2019	2020	2021	2022
General Fund G.O. Borrowing	-	100,000	450,000	850,000	100,000	100,000
Non-General Fund G.O. Borrowing	-	-	-	-	-	-
<b>Total</b>	<b>\$ -</b>	<b>\$ 100,000</b>	<b>\$ 450,000</b>	<b>\$ 850,000</b>	<b>\$ 100,000</b>	<b>\$ 100,000</b>

*Annual Debt Service*

General Fund G.O. Borrowing	-	13,000	58,500	110,500	13,000	13,000
Non-General Fund G.O. Borrowing	-	-	-	-	-	-



## City of Madison: 2017 Capital Budget

### Project Summary

#### Executive Budget

**Agency:** Planning Division

**Project:** Comprehensive Plan Update **Project #:** 10780

**Project Description:**

This project provides funding to update the City's Comprehensive Plan. The project funding will support consulting costs for planning, analysis, and public outreach strategies, as well as printing and other administrative costs for the project. The goal of the project is to ensure the Comprehensive Plan remains current with changes in the community and a viable tool for policymakers. The project timeline calls for the update to be complete in 2017.

#### Project Budget by Funding Source

	Reauth	2017	2018	2019	2020	2021	2022
Transfer From General Fund	-	250,000	-	-	-	-	-
<b>Total</b>	<b>\$ -</b>	<b>\$ 250,000</b>	<b>\$ -</b>	<b>\$ -</b>	<b>\$ -</b>	<b>\$ -</b>	<b>\$ -</b>

**Project:** Historic Preservation Plan **Project #:** 10064

**Project Description:**

This project provides funding to update the City's Historic Preservation Plan. The goal of the project is to have a comprehensive historic preservation plan to provide a framework for historic preservation policies and programs, which will provide direction and predictability in matters regarding historic and potentially historic resources. The project timeline calls for the update to be complete in 2017.

#### Project Budget by Funding Source

	Reauth	2017	2018	2019	2020	2021	2022
Transfer From General Fund	-	150,000	-	-	-	-	-
<b>Total</b>	<b>\$ -</b>	<b>\$ 150,000</b>	<b>\$ -</b>	<b>\$ -</b>	<b>\$ -</b>	<b>\$ -</b>	<b>\$ -</b>

**Project:** Inter-City Intermodal Bus Terminal **Project #:** 1707

**Project Description:**

This project will study the feasibility of developing an intercity, intermodal bus terminal in conjunction with the reconstruction of the Lake Street parking ramp. The desired outcome of the project is a multi-use parking garage, intermodal terminal, and potential commercial or residential development above the facility. The project timeline calls for a study to be completed in 2020.

#### Project Budget by Funding Source

	Reauth	2017	2018	2019	2020	2021	2022
GF GO Borrowing	-	-	-	350,000	750,000	-	-
<b>Total</b>	<b>\$ -</b>	<b>\$ -</b>	<b>\$ -</b>	<b>\$ 350,000</b>	<b>\$ 750,000</b>	<b>\$ -</b>	<b>\$ -</b>

**Project:** Municipal Art Fund **Project #:** 10056

**Project Description:**

This project is a continuing program, integrating art into public projects. The goal of the program is to conserve and maintain works of art in the City's permanent collection. Progress will be measured by the preparation of conservation studies that identify the maintenance needs of works of art.

#### Project Budget by Funding Source

	Reauth	2017	2018	2019	2020	2021	2022
GF GO Borrowing	-	-	100,000	100,000	100,000	100,000	100,000
Transfer From General Fund	-	100,000	-	-	-	-	-
<b>Total</b>	<b>\$ -</b>	<b>\$ 100,000</b>	<b>\$ 100,000</b>	<b>\$ 100,000</b>	<b>\$ 100,000</b>	<b>\$ 100,000</b>	<b>\$ 100,000</b>

**City of Madison: 2017 Capital Budget**

**2017 Appropriation**

*Executive Budget*

**Agency: Planning Division**

**2017 Appropriation**

**Executive Budget**

	Request	Executive	GO Borrowing	Other	Total
Municipal Art Fund	100,000	100,000	-	100,000	100,000
Historic Preservation Plan	150,000	150,000	-	150,000	150,000
Comprehensive Plan Update	250,000	250,000	-	250,000	250,000
<b>Total</b>	<b>\$ 500,000</b>	<b>\$ 500,000</b>	<b>\$ -</b>	<b>\$ 500,000</b>	<b>\$ 500,000</b>

**Reauthorized Appropriation**

	GO Borrowing	Other	Total
	-	-	-
<b>TOTAL 2017 APPROPRIATION</b>	<b>\$ -</b>	<b>\$ 500,000</b>	<b>\$ 500,000</b>

**City of Madison: 2017 Capital Budget**  
**Capital Improvement Plan**

*Executive Budget*

**Agency: Police Department**

**Project Summary**

	2017	2018	2019	2020	2021	2022
Communication/Radio Improvements	991,500	-	-	-	-	-
Digital Forensic Lab Replacement	-	60,000	-	-	-	-
Forensic Server Replacement	-	-	75,000	-	-	-
In Car Video Storage	-	45,000	-	-	-	-
Investigative Software/Hardware Upg.	-	-	-	50,000	-	-
Light Bar Replacement Project	-	45,000	45,000	40,000	-	-
Midtown District Station	-	8,005,000	-	-	-	-
Police Building Improvements	310,600	228,800	411,800	388,900	411,300	416,600
Update Evidentiary Technology	-	-	-	100,000	-	-
<b>Total</b>	<b>\$ 1,302,100</b>	<b>\$ 8,383,800</b>	<b>\$ 531,800</b>	<b>\$ 578,900</b>	<b>\$ 411,300</b>	<b>\$ 416,600</b>

**Changes from 2016 CIP**

Project	Change
Digital Forensic Lab Replacement	Project deferred 1 year
Forensic Server Replacement	Project deferred 1 year
In Car Video Storage	Project funding increased
Investigative Software/Hardware Upg.	Project 2017 funding eliminated; 2019 deferred to 2020
Light Bar Replacement Project	Project deferred 1 year
Midtown District Station	Construction deferred 1 year from 2017 to 2018

**City of Madison: 2017 Capital Budget  
Expense & Funding Schedule**

*Executive Budget*

**Agency: Police Department**

**2017 CIP by Expenditure Type**

	2017	2018	2019	2020	2021	2022
Building	270,600	7,422,300	386,800	238,900	391,300	396,600
Machinery and Equipment	1,031,500	900,000	145,000	290,000	20,000	20,000
Other	-	61,500	-	-	-	-
Software and Licenses	-	-	-	50,000	-	-
<b>Total</b>	<b>\$ 1,302,100</b>	<b>\$ 8,383,800</b>	<b>\$ 531,800</b>	<b>\$ 578,900</b>	<b>\$ 411,300</b>	<b>\$ 416,600</b>

**2017 CIP by Funding Source**

	2017	2018	2019	2020	2021	2022
GF GO Borrowing	991,500	8,383,800	531,800	578,900	411,300	416,600
Transfer from General Fund	310,600	-	-	-	-	-
<b>Total</b>	<b>\$ 1,302,100</b>	<b>\$ 8,383,800</b>	<b>\$ 531,800</b>	<b>\$ 578,900</b>	<b>\$ 411,300</b>	<b>\$ 416,600</b>

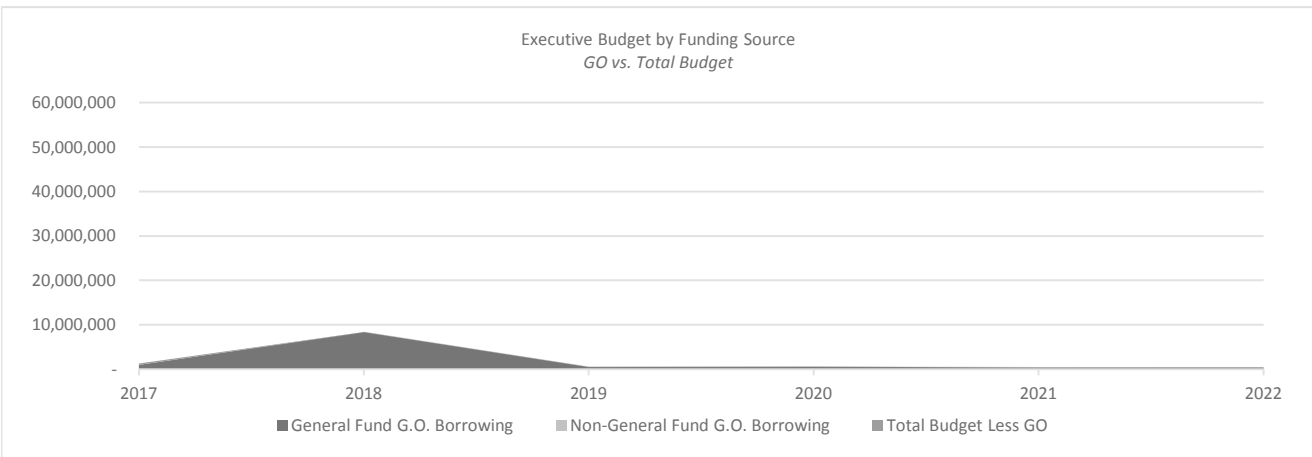
**Borrowing Summary**

*Borrowing Schedule*

	2017	2018	2019	2020	2021	2022
General Fund G.O. Borrowing	991,500	8,383,800	531,800	578,900	411,300	416,600
Non-General Fund G.O. Borrowing	-	-	-	-	-	-
<b>Total</b>	<b>\$ 991,500</b>	<b>\$ 8,383,800</b>	<b>\$ 531,800</b>	<b>\$ 578,900</b>	<b>\$ 411,300</b>	<b>\$ 416,600</b>

*Annual Debt Service*

General Fund G.O. Borrowing	128,895	1,089,894	69,134	75,257	53,469	54,158
Non-General Fund G.O. Borrowing	-	-	-	-	-	-



## City of Madison: 2017 Capital Budget

### Project Summary

#### Executive Budget

**Agency:** Police Department

**Project:** Communication/Radio Improvements **Project #:** 10405

**Project Description:**

This project funds the replacement of the Police Department’s handheld portable and mobile squad radios. The goal is to be compliant with the Dane County Emergency communication system, improve officer safety, and improve the satisfaction of 911 users. Progress will be measured by the number of units operational on a daily basis. Funding in 2017 will purchase approximately 250 radios and other communication equipment; exact numbers will depend on the items purchased in 2016.

#### Project Budget by Funding Source

	Reauth	2017	2018	2019	2020	2021	2022
GF GO Borrowing	-	991,500	-	-	-	-	-
<b>Total</b>	<b>\$ -</b>	<b>\$ 991,500</b>	<b>\$ -</b>	<b>\$ -</b>	<b>\$ -</b>	<b>\$ -</b>	<b>\$ -</b>

**Project:** Digital Forensic Lab Replacement **Project #:** 17041

**Project Description:**

This project funds the replacement of digital imaging technology. This software allows the Police Department to produce photos for investigation and prosecution of criminal activity, convert photo negatives to digital evidence, and to comply with open records requests. The goal of purchasing the software is to improve efficiency of staff time. Funding is planned for 2018.

#### Project Budget by Funding Source

	Reauth	2017	2018	2019	2020	2021	2022
GF GO Borrowing	-	-	60,000	-	-	-	-
<b>Total</b>	<b>\$ -</b>	<b>\$ -</b>	<b>\$ 60,000</b>	<b>\$ -</b>	<b>\$ -</b>	<b>\$ -</b>	<b>\$ -</b>

**Project:** Forensic Server Replacement **Project #:** 10958

**Project Description:**

This project provides funding to purchase a server for storage of digital evidence, particularly for computer crimes. The goal of the project is to provide sufficient storage space for illicit criminal digital evidence (child pornography) as required by the Adam Walsh Child Protection and Safety Act of 2006, Title V Sec 504, which prohibits any reproduction of child pornography material. However, material must be available for viewing by the defense at a Government facility. The server is required to maintain the evidence separate from other City evidence and files. Progress will be measured by compliance with the Act. Funding is planned for 2019.

#### Project Budget by Funding Source

	Reauth	2017	2018	2019	2020	2021	2022
GF GO Borrowing	-	-	-	75,000	-	-	-
<b>Total</b>	<b>\$ -</b>	<b>\$ -</b>	<b>\$ -</b>	<b>\$ 75,000</b>	<b>\$ -</b>	<b>\$ -</b>	<b>\$ -</b>

**Project:** In Car Video Storage **Project #:** 17042

**Project Description:**

This project funds the upgrade of the Police Department in-car video storage system. The goal is to be compliant with Wisconsin statutes requiring high-definition video. Progress will be measured by compliance with the statute and the availability of video upon request for use as evidence and in response to requests from the community. This project is planned for 2018.

**Project Budget by Funding Source**

	Reauth	2017	2018	2019	2020	2021	2022
GF GO Borrowing	-	-	45,000	-	-	-	-
<b>Total</b>	\$ -	\$ -	\$ 45,000	\$ -	\$ -	\$ -	\$ -

**Project:** Investigative Software/Hardware Upg. **Project #:** 10409

**Project Description:**

This project funds crime analysis and other investigative software and associated hardware. The goal is improve the ability to investigate and solve crime. Progress is measured by the number of investigations/criminal cases worked and staff time for data analysis. Funding is planned for 2020.

**Project Budget by Funding Source**

	Reauth	2017	2018	2019	2020	2021	2022
GF GO Borrowing	-	-	-	-	50,000	-	-
<b>Total</b>	\$ -	\$ -	\$ -	\$ -	\$ 50,000	\$ -	\$ -

**Project:** Light Bar Replacement Project **Project #:** 17045

**Project Description:**

This project funds the replacement of existing LED light bars that have exceeded their useful life (10 years). The goal of the project is improved visibility of police vehicles and reduced police vehicle involvement in traffic crashes. Progress will be measured by monitoring the number of police vehicles to be involved in traffic crashes. The replacement will be phased in over three years, beginning in 2018, with purchases of 25 to 30 Light Bars per year.

**Project Budget by Funding Source**

	Reauth	2017	2018	2019	2020	2021	2022
GF GO Borrowing	-	-	45,000	45,000	40,000	-	-
<b>Total</b>	\$ -	\$ -	\$ 45,000	\$ 45,000	\$ 40,000	\$ -	\$ -

**Project:** Midtown District Station **Project #:** 10390

**Project Description:**

This project funds the construction of a Midtown District police station at 4016/18 Mineral Point Road. The goal of the project is to alleviate capacity issues at the existing stations, provide more equitable service to the City's residents, and to provide specialized units at the new facility. Progress will be measured by monitoring response times. Reauthorized funding will support remaining design costs, construction is planned for 2018.

**Project Budget by Funding Source**

	Reauth	2017	2018	2019	2020	2021	2022
GF GO Borrowing	600,000	-	8,005,000	-	-	-	-
<b>Total</b>	\$ 600,000	\$ -	\$ 8,005,000	\$ -	\$ -	\$ -	\$ -



**Project:** Police Building Improvements **Project #:** 10945

**Project Description:**

This program provides funding for facility updates at the four Police District Stations, the Training Center, and the Police Department units in the City County Building. The goal of the program is to maintain the quality of the four Police District Stations and the Police Training Center to provide an acceptable, functional work space, and an inviting facility for various community meetings and other public involvement with police. Progress will be measured by monitoring the number of unplanned repairs and energy usage at the facilities. Funding in 2017 will be used for: air conditioning and equipment replacement at the North District Station; roof and furniture replacement at the South District Station; seal coating the parking lot at the East District Station; crack sealing the parking lot at the West District Station; and parking lot, chiller, and roof repairs at the Training Center.

**Project Budget by Funding Source**

	Reauth	2017	2018	2019	2020	2021	2022
GF GO Borrowing	137,148	-	228,800	411,800	388,900	411,300	416,600
Transfer From General Fund	-	310,600	-	-	-	-	-
<b>Total</b>	<b>\$ 137,148</b>	<b>\$ 310,600</b>	<b>\$ 228,800</b>	<b>\$ 411,800</b>	<b>\$ 388,900</b>	<b>\$ 411,300</b>	<b>\$ 416,600</b>

**Project:** Police Body Cameras **Project #:** 10945

**Project Description:**

This project funds a body worn video pilot for 2017. The pilot program will take place in the North Police District. Approximately 100 cameras will be purchased as part of the initial pilot.

**Project Budget by Funding Source**

	Reauth	2017	2018	2019	2020	2021	2022
GF GO Borrowing	75,000	-	-	-	-	-	-
<b>Total</b>	<b>\$ 75,000</b>	<b>\$ -</b>	<b>\$ -</b>	<b>\$ -</b>	<b>\$ -</b>	<b>\$ -</b>	<b>\$ -</b>

**Project:** Update Evidentiary Technology **Project #:** 17043

**Project Description:**

This project funds the upgrade of systems used for investigating computer crime, editing video evidence, investigating cell phone evidence, and miscellaneous other equipment essential in completing in-depth investigations. The goal of the project is the improved ability to investigate crimes and process investigative evidence. This project is planned for 2020.

**Project Budget by Funding Source**

	Reauth	2017	2018	2019	2020	2021	2022
GF GO Borrowing	-	-	-	-	100,000	-	-
<b>Total</b>	<b>\$ -</b>	<b>\$ -</b>	<b>\$ -</b>	<b>\$ -</b>	<b>\$ 100,000</b>	<b>\$ -</b>	<b>\$ -</b>

**City of Madison: 2017 Capital Budget**  
**2017 Appropriation**

*Executive Budget*

**Agency: Police Department**

**2017 Appropriation**

**Executive Budget**

	Request	Executive	GO Borrowing	Other	Total
Communication/Radio Improvements	991,500	991,500	991,500	-	991,500
Midtown District Station	2,935,000	-	-	-	-
Police Building Improvements	310,600	310,600	-	310,600	310,600
<b>Total</b>	<b>\$ 4,237,100</b>	<b>\$ 1,302,100</b>	<b>\$ 991,500</b>	<b>\$ 310,600</b>	<b>\$ 1,302,100</b>

**Reauthorized Appropriation**

	GO Borrowing	Other	Total
Body Cameras	75,000	-	75,000
Midtown District Station	600,000	-	600,000
Police Building Improvements	137,148	-	137,148
<b>Total</b>	<b>\$ 812,148</b>	<b>\$ -</b>	<b>\$ 812,148</b>

**TOTAL 2017 APPROPRIATION \$ 1,803,648 \$ 310,600 \$ 2,114,248**

**City of Madison: 2017 Capital Budget**  
**Capital Improvement Plan**

*Executive Budget*

**Agency: Public Health**

**Project Summary**

	2017	2018	2019	2020	2021	2022
Remodel of Office Space	765,000	708,600	422,800	-	-	-
Replacement of Laboratory Equipment	-	-	-	179,000	-	-
<b>Total</b>	<b>\$ 765,000</b>	<b>\$ 708,600</b>	<b>\$ 422,800</b>	<b>\$ 179,000</b>	<b>\$ -</b>	<b>\$ -</b>

**Changes from 2016 CIP**

Project	Change
Remodel of Office Space	Project funding increased
Replacement of Laboratory Equipment	Project funding for 2017 eliminated from CIP

## City of Madison: 2017 Capital Budget Expense & Funding Schedule

### Executive Budget

Agency: **Public Health**

### 2017 CIP by Expenditure Type

	2017	2018	2019	2020	2021	2022
Building	765,000	708,600	422,800	-	-	-
Machinery and Equipment	-	-	-	179,000	-	-
<b>Total</b>	<b>\$ 765,000</b>	<b>\$ 708,600</b>	<b>\$ 422,800</b>	<b>\$ 179,000</b>	<b>\$ -</b>	<b>\$ -</b>

### 2017 CIP by Funding Source

	2017	2018	2019	2020	2021	2022
GF GO Borrowing	765,000	708,600	422,800	179,000	-	-
<b>Total</b>	<b>\$ 765,000</b>	<b>\$ 708,600</b>	<b>\$ 422,800</b>	<b>\$ 179,000</b>	<b>\$ -</b>	<b>\$ -</b>

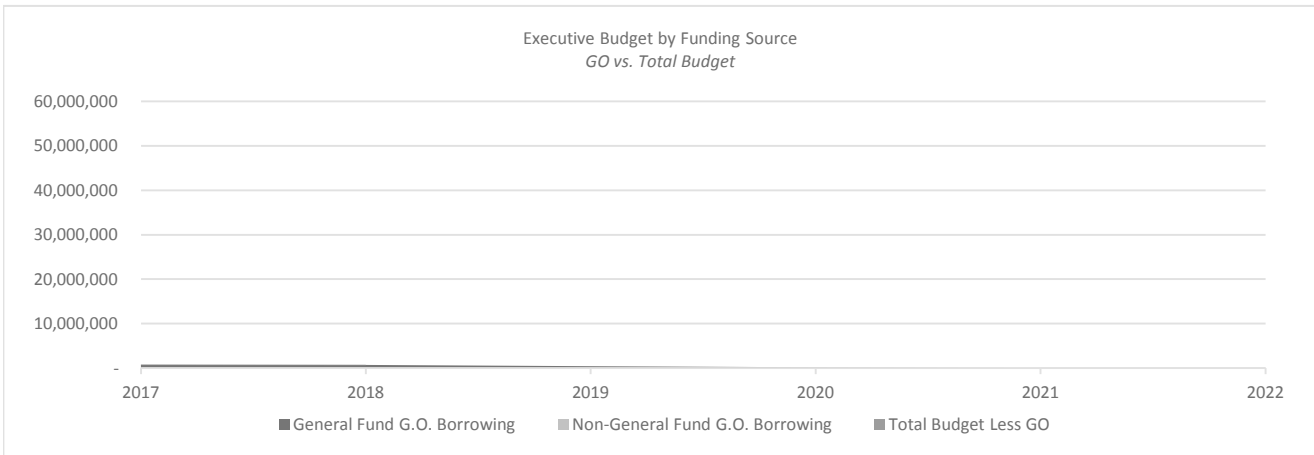
### Borrowing Summary

#### Borrowing Schedule

	2017	2018	2019	2020	2021	2022
General Fund G.O. Borrowing	765,000	708,600	422,800	179,000	-	-
Non-General Fund G.O. Borrowing	-	-	-	-	-	-
<b>Total</b>	<b>\$ 765,000</b>	<b>\$ 708,600</b>	<b>\$ 422,800</b>	<b>\$ 179,000</b>	<b>\$ -</b>	<b>\$ -</b>

#### Annual Debt Service

General Fund G.O. Borrowing	99,450	92,118	54,964	23,270	-	-
Non-General Fund G.O. Borrowing	-	-	-	-	-	-



**City of Madison: 2017 Capital Budget**

**Project Summary**

*Executive Budget*

**Agency:** Public Health

**Project:** Remodel of Office Space **Project #:** 17047

**Project Description:**

This project funds renovations at the Public Health central office and clinic space located at the Village on Park. The goal of the project is to renovate the existing space to provide better working conditions for employees and a clean, safe environment for clients. Progress of the renovations will be measured by monitoring maintenance, repairs, and employee and customer satisfaction.

**Project Budget by Funding Source**

	Reauth	2017	2018	2019	2020	2021	2022
GF GO Borrowing	-	765,000	708,600	422,800	-	-	-
<b>Total</b>	<b>\$ -</b>	<b>\$ 765,000</b>	<b>\$ 708,600</b>	<b>\$ 422,800</b>	<b>\$ -</b>	<b>\$ -</b>	<b>\$ -</b>

**Project:** Replacement of Laboratory Equipment **Project #:** 17048

**Project Description:**

This project funds routine replacement of lab equipment. The goal of the project is to replace critical lab equipment with minimal down time. Progress is measured by monitoring down time. The purchase of a chromatograph was planned for 2017, however, the equipment was damaged and replaced with insurance proceeds in 2016. The purchase of inductively coupled plasma mass spectrometry equipment is planned for 2020.

**Project Budget by Funding Source**

	Reauth	2017	2018	2019	2020	2021	2022
GF GO Borrowing	-	-	-	-	179,000	-	-
<b>Total</b>	<b>\$ -</b>	<b>\$ -</b>	<b>\$ -</b>	<b>\$ -</b>	<b>\$ 179,000</b>	<b>\$ -</b>	<b>\$ -</b>

**City of Madison: 2017 Capital Budget**

**2017 Appropriation**

*Executive Budget*

**Agency: Public Health**

**2017 Appropriation**

**Executive Budget**

	Request	Executive	GO Borrowing	Other	Total
Remodel of Office Space	765,000	765,000	765,000	-	765,000
<b>Total</b>	<b>\$ 765,000</b>	<b>\$ 765,000</b>	<b>\$ 765,000</b>	<b>\$ -</b>	<b>\$ 765,000</b>

**Reauthorized Appropriation**

	GO Borrowing	Other	Total
	-	-	-
<b>Total</b>	<b>\$ -</b>	<b>\$ -</b>	<b>\$ -</b>

**TOTAL 2017 APPROPRIATION**

**\$ 765,000 \$ - \$ 765,000**

**City of Madison: 2017 Capital Budget**  
**Capital Improvement Plan**

*Executive Budget*

**Agency: Sewer Utility**

**Project Summary**

	2017	2018	2019	2020	2021	2022
Collection System Additions	150,000	115,000	117,000	122,000	122,000	125,000
Felland Area Sewer Impact Fee Dist	-	1,000,000	-	-	-	-
Infiltration & Inflow Impr	175,000	175,000	175,000	175,000	175,000	175,000
Lift Station Rehabilitations	59,000	62,000	66,000	70,000	70,000	75,000
Pumpkin Hollow Impact Fee Dist	890,000	-	-	-	-	-
Sewer Access Improvements	110,000	120,000	123,000	130,000	130,000	135,000
Sewer Reconstruction	1,400,755	9,000,000	9,730,400	10,210,000	10,210,000	11,500,000
Trenchless Sewer Rehabilitation	1,460,000	1,530,000	1,610,000	1,690,000	1,690,000	1,860,000
<b>Total</b>	<b>\$ 4,244,755</b>	<b>\$ 12,002,000</b>	<b>\$ 11,821,400</b>	<b>\$ 12,397,000</b>	<b>\$ 12,397,000</b>	<b>\$ 13,870,000</b>

**Changes from 2016 CIP**

Project	Change
Felland Area Sewer Impact Fee Dist	Project deferred 1 year

## City of Madison: 2017 Capital Budget Expense & Funding Schedule

### Executive Budget

Agency: Sewer Utility

### 2017 CIP by Expenditure Type

	2017	2018	2019	2020	2021	2022
Land Improvements	110,000	120,000	123,000	130,000	130,000	135,000
Other	625,755	-	-	-	-	-
Sanitary Sewer	3,509,000	11,882,000	11,698,400	12,267,000	12,267,000	13,735,000
<b>Total</b>	<b>\$ 4,244,755</b>	<b>\$ 12,002,000</b>	<b>\$ 11,821,400</b>	<b>\$ 12,397,000</b>	<b>\$ 12,397,000</b>	<b>\$ 13,870,000</b>

### 2017 CIP by Funding Source

	2017	2018	2019	2020	2021	2022
Federal Sources	625,755	-	-	-	-	-
Impact Fees	890,000	1,000,000	-	-	-	-
Reserves Applied	494,000	537,000	514,000	525,000	525,000	585,000
Revenue Bonds - Capitalized	2,085,000	10,350,000	11,190,400	11,750,000	11,750,000	13,160,000
Special Assessment - Sewer	150,000	115,000	117,000	122,000	122,000	125,000
<b>Total</b>	<b>\$ 4,244,755</b>	<b>\$ 12,002,000</b>	<b>\$ 11,821,400</b>	<b>\$ 12,397,000</b>	<b>\$ 12,397,000</b>	<b>\$ 13,870,000</b>

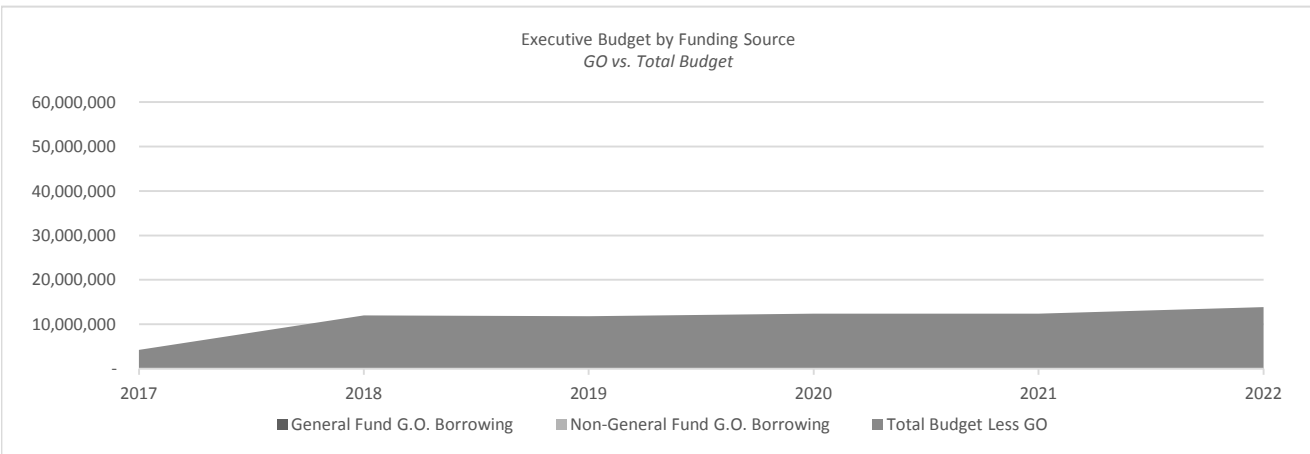
### Borrowing Summary

#### Borrowing Schedule

	2017	2018	2019	2020	2021	2022
General Fund G.O. Borrowing	-	-	-	-	-	-
Non-General Fund G.O. Borrowing	-	-	-	-	-	-
<b>Total</b>	<b>\$ -</b>	<b>\$ -</b>	<b>\$ -</b>	<b>\$ -</b>	<b>\$ -</b>	<b>\$ -</b>

#### Annual Debt Service

General Fund G.O. Borrowing	-	-	-	-	-	-
Non-General Fund G.O. Borrowing	-	-	-	-	-	-





## City of Madison: 2017 Capital Budget

### Project Summary

#### Executive Budget

**Agency:** Sewer Utility

**Project:** Asset Management System **Project #:** 17097

**Project Description:**

This project is for developing a city-wide asset management program. The project includes a software system where specific program area functions will be configured to meet the needs of Public Works agencies.

#### Project Budget by Funding Source

	Reauth	2017	2018	2019	2020	2021	2022
Reserves Applied	200,000	-	-	-	-	-	-
<b>Total</b>	<b>\$ 200,000</b>	<b>\$ -</b>	<b>\$ -</b>	<b>\$ -</b>	<b>\$ -</b>	<b>\$ -</b>	<b>\$ -</b>

**Project:** Collection System Additions **Project #:** 10273

**Project Description:**

This program funds the construction of assessable sewer facilities for new development, including easement acquisition where applicable. The project locations and schedules are typically driven by development across the City and may arise with short notice. The program's goal is to provide for sanitary system facilities in areas of new development. Progress is monitored by measuring the number of new development lots that are created and served each year.

#### Project Budget by Funding Source

	Reauth	2017	2018	2019	2020	2021	2022
Special Assessment - Sewer	-	150,000	115,000	117,000	122,000	122,000	125,000
<b>Total</b>	<b>\$ -</b>	<b>\$ 150,000</b>	<b>\$ 115,000</b>	<b>\$ 117,000</b>	<b>\$ 122,000</b>	<b>\$ 122,000</b>	<b>\$ 125,000</b>

**Project:** Felland Area Sewer Impact Fee Dist **Project #:** 11152

**Project Description:**

This project extends sanitary sewer service from the intersection of Burke Road and Felland Road, north to Nelson Road, in order to serve the Nelson Neighborhood. This project will also relieve the Nelson Road lift station which is nearing capacity. In 2008, an impact fee district was established to recover the costs of this project. The easement acquisitions have been completed and construction is scheduled for 2018.

#### Project Budget by Funding Source

	Reauth	2017	2018	2019	2020	2021	2022
Impact Fees	-	-	1,000,000	-	-	-	-
<b>Total</b>	<b>\$ -</b>	<b>\$ -</b>	<b>\$ 1,000,000</b>	<b>\$ -</b>	<b>\$ -</b>	<b>\$ -</b>	<b>\$ -</b>

**Project:** Infiltration & Inflow Impr **Project #:** 10276

**Project Description:**

This program is for work related to sewer inflow and infiltration in problematic areas of the City. The goal of this program is to provide sanitary sewer service that effectively carries waste water while minimizing the number of sewers back ups. Progress is monitored by measuring the number of annual back-ups the City experiences.

#### Project Budget by Funding Source

	Reauth	2017	2018	2019	2020	2021	2022
Reserves Applied	-	175,000	175,000	175,000	175,000	175,000	175,000
<b>Total</b>	<b>\$ -</b>	<b>\$ 175,000</b>	<b>\$ 175,000</b>	<b>\$ 175,000</b>	<b>\$ 175,000</b>	<b>\$ 175,000</b>	<b>\$ 175,000</b>

**Project:** Lift Station Rehabilitations **Project #:** 10268

**Project Description:**

This program funds repairs and rehabilitation of the Sewer Utility's 29 wastewater lift stations and force mains. This program also provides for unanticipated repairs and equipment replacement for the Sewer Utility. The goal of this program is to maintain reliable lift stations so that the number of back-ups and emergency incidents are diminished.

**Project Budget by Funding Source**

	Reauth	2017	2018	2019	2020	2021	2022
Reserves Applied	-	59,000	62,000	66,000	70,000	70,000	75,000
<b>Total</b>	<b>\$ -</b>	<b>\$ 59,000</b>	<b>\$ 62,000</b>	<b>\$ 66,000</b>	<b>\$ 70,000</b>	<b>\$ 70,000</b>	<b>\$ 75,000</b>

**Project:** Pumpkin Hollow Impact Fee Dist **Project #:** 11153

**Project Description:**

This project will extend sanitary sewer service from the west side of interstate highway 39 south of Hoepker Road to the east side of the interstate, and then north to Hoepker Road. The goal of this project is to provide the sewer infrastructure that will allow for development of the Pumpkin Hollow Neighborhood. Construction is tentatively planned for 2017, however the anticipated construction year may be revised if development dictates.

**Project Budget by Funding Source**

	Reauth	2017	2018	2019	2020	2021	2022
Impact Fees	-	890,000	-	-	-	-	-
<b>Total</b>	<b>\$ -</b>	<b>\$ 890,000</b>	<b>\$ -</b>	<b>\$ -</b>	<b>\$ -</b>	<b>\$ -</b>	<b>\$ -</b>

**Project:** Sewer Access Improvements **Project #:** 10437

**Project Description:**

This program will establish permanent sewer maintenance access roads, trails, or paths in areas where access is not well established. The goal of this program is to provide for surveys, neighborhood coordination, tree removal, gravel road base, and restoration that is associated with the improvements to these sewer access routes. These improvements will provide for quicker response time to maintenance and repair work for the City's sewer system. This is an ongoing program with specified project areas that will be assessed and prioritized on an ongoing basis.

**Project Budget by Funding Source**

	Reauth	2017	2018	2019	2020	2021	2022
Reserves Applied	-	110,000	120,000	123,000	130,000	130,000	135,000
<b>Total</b>	<b>\$ -</b>	<b>\$ 110,000</b>	<b>\$ 120,000</b>	<b>\$ 123,000</b>	<b>\$ 130,000</b>	<b>\$ 130,000</b>	<b>\$ 135,000</b>

**Project:** Sewer Reconstruction **Project #:** 10267

**Project Description:**

This program provides for the replacement of old, problematic sewers in the City. Coordination for the replacement of these sewers are oftentimes completed with the Street Reconstruction and Pavement Management Programs. The goal of this program is to alleviate future emergency sewer repairs and back-ups by replacing the sewer infrastructure that is past its useful life. This is a continuing program that uses a case-by-case basis to evaluate the replacement of the sewers beneath streets being resurfaced.

**Project Budget by Funding Source**

	Reauth	2017	2018	2019	2020	2021	2022
Federal Sources	-	625,755	-	-	-	-	-
Reserves Applied	-	100,000	130,000	100,000	100,000	100,000	150,000
Revenue Bonds - Capitalized	-	675,000	8,870,000	9,630,400	10,110,000	10,110,000	11,350,000
<b>Total</b>	<b>\$ -</b>	<b>\$ 1,400,755</b>	<b>\$ 9,000,000</b>	<b>\$ 9,730,400</b>	<b>\$ 10,210,000</b>	<b>\$ 10,210,000</b>	<b>\$ 11,500,000</b>

**Project:** Trenchless Sewer Rehabilitation

**Project #:** 10450

**Project Description:**

This program rehabilitates failing sewers that meet certain criteria but do not necessitate the need for a complete replacement by means of open pipe cutting. New technology allows the lining of existing sewer mains using cameras and remote controlled tools. Some are also rehabilitated (or lined) to address inflow and infiltration problems, where clear water flow enters the sewer system, reducing pipe capacity and increasing treatment costs. The goal of this program is to repair seven miles of sewer mains at strategically selected locations based on citywide need. Backyard sewer mains are a focus of this program.

**Project Budget by Funding Source**

	Reauth	2017	2018	2019	2020	2021	2022
Reserves Applied	-	50,000	50,000	50,000	50,000	50,000	50,000
Revenue Bonds - Capitalized	-	1,410,000	1,480,000	1,560,000	1,640,000	1,640,000	1,810,000
<b>Total</b>	<b>\$ -</b>	<b>\$ 1,460,000</b>	<b>\$ 1,530,000</b>	<b>\$ 1,610,000</b>	<b>\$ 1,690,000</b>	<b>\$ 1,690,000</b>	<b>\$ 1,860,000</b>

**Project:** Verona Road-Phase 2

**Project #:** 11155

**Project Description:**

This project is for replacement of the sanitary sewer on the west side of the Verona Road right of way at Harley Drive. The goal of this project is to move and replace the existing sewer so that sewer function and accessibility for maintenance are optimized.

**Project Budget by Funding Source**

	Reauth	2017	2018	2019	2020	2021	2022
Reserves Applied	15,000	-	-	-	-	-	-
Revenue Bonds - Capitalized	135,000	-	-	-	-	-	-
<b>Total</b>	<b>\$ 150,000</b>	<b>\$ -</b>	<b>\$ -</b>	<b>\$ -</b>	<b>\$ -</b>	<b>\$ -</b>	<b>\$ -</b>

**City of Madison: 2017 Capital Budget**  
**2017 Appropriation**

*Executive Budget*

**Agency: Sewer Utility**

**2017 Appropriation**

**Executive Budget**

	Request	Executive	GO Borrowing	Other	Total
Collection System Additions	150,000	150,000	-	150,000	150,000
Infiltration & Inflow Impr	175,000	175,000	-	175,000	175,000
Lift Station Rehabilitations	59,000	59,000	-	59,000	59,000
Pumpkin Hollow Impact Fee Dist	890,000	890,000	-	890,000	890,000
Sewer Access Improvements	110,000	110,000	-	110,000	110,000
Sewer Reconstruction	625,755	1,400,755	-	1,400,755	1,400,755
Trenchless Sewer Rehabilitation	1,460,000	1,460,000	-	1,460,000	1,460,000
<b>Total</b>	<b>\$ 3,469,755</b>	<b>\$ 4,244,755</b>	<b>\$ -</b>	<b>\$ 4,244,755</b>	<b>\$ 4,244,755</b>

**Reauthorized Appropriation**

	GO Borrowing	Other	Total
Asset Management System	-	200,000	200,000
Verona Road-Phase 2	-	150,000	150,000
<b>Total</b>	<b>\$ -</b>	<b>\$ 350,000</b>	<b>\$ 350,000</b>

**TOTAL 2017 APPROPRIATION** **\$ - \$ 4,594,755 \$ 4,594,755**

**City of Madison: 2017 Capital Budget**  
**Capital Improvement Plan**

*Executive Budget*

**Agency: Stormwater Utility**

**Project Summary**

	2017	2018	2019	2020	2021	2022
Backyard Drainage Problems	25,000	25,000	25,000	25,000	25,000	25,000
CIPP Lining Storm Sewer	100,000	100,000	100,000	100,000	100,000	100,000
Dredging Projects	220,000	160,000	210,000	210,000	210,000	330,000
Greenway Improvements	350,000	50,000	600,000	600,000	600,000	600,000
Inter-Municipal Stormwater Mgmt	250,000	500,000	500,000	550,000	-	-
Lower Badger Mill Creek Watershed	-	-	-	2,500,000	-	-
Madison Beaches Water Quality Mgmt	-	-	-	-	50,000	220,000
Rain Gardens	80,000	80,000	80,000	80,000	80,000	80,000
Shorelines	185,000	275,000	225,000	225,000	225,000	225,000
Starkweather Creek Watershed	200,000	-	200,000	-	200,000	-
Storm Improvements Developing Areas	50,000	50,000	50,000	50,000	50,000	50,000
Storm Sewer with Streets Projects	250,000	4,350,000	3,800,000	3,900,000	3,900,000	4,000,000
Stormwater Basins	325,000	-	50,000	500,000	50,000	500,000
Stormwater Improvements on Streets	225,000	225,000	225,000	225,000	225,000	225,000
Street Cleaning Equipment	440,000	220,000	440,000	455,000	455,000	227,000
TMDL Compliance	800,000	400,000	5,400,000	400,000	400,000	400,000
Upper Badger Mill Creek Watershed	-	-	-	-	50,000	1,050,000
Urban Best Management Practices	220,000	220,000	220,000	220,000	220,000	220,000
Willow Creek Storm Sewer	-	-	-	-	100,000	4,100,000
Wingra Creek Corridor	-	-	-	-	100,000	700,000
<b>Total</b>	<b>\$ 3,720,000</b>	<b>\$ 6,655,000</b>	<b>\$ 12,125,000</b>	<b>\$ 10,040,000</b>	<b>\$ 7,040,000</b>	<b>\$ 13,052,000</b>

**Changes from 2016 CIP**

Project	Change
CIPP Lining Storm Sewer	Program budget decreased
Lower Badger Mill Creek Watershed	Project deferred 3 years
Madison Beaches Water Quality Mgmt	Project deferred 1 year
TMDL Compliance	Project budget increased in 2019 for a TMDL mandated project
Upper Badger Mill Creek Watershed	Project deferred 2 years
Willow Creek Storm Sewer	Project deferred 3 years
Wingra Creek Corridor	Project deferred 4 years

## City of Madison: 2017 Capital Budget Expense & Funding Schedule

### Executive Budget

Agency: **Stormwater Utility**

### 2017 CIP by Expenditure Type

	2017	2018	2019	2020	2021	2022
Land Improvements	185,000	275,000	225,000	225,000	225,000	225,000
Machinery and Equipment	440,000	220,000	440,000	455,000	455,000	227,000
Other	720,000	560,000	610,000	1,610,000	660,000	950,000
Stormwater Network	2,375,000	5,600,000	10,850,000	7,750,000	5,700,000	11,650,000
<b>Total</b>	<b>\$ 3,720,000</b>	<b>\$ 6,655,000</b>	<b>\$ 12,125,000</b>	<b>\$ 10,040,000</b>	<b>\$ 7,040,000</b>	<b>\$ 13,052,000</b>

### 2017 CIP by Funding Source

	2017	2018	2019	2020	2021	2022
Non-GF GO Borrowing	1,982,500	4,955,000	9,635,000	5,690,000	4,725,000	10,410,000
County Sources	-	-	500,000	-	-	-
Impact Fees	-	-	-	1,320,000	-	400,000
Reserves Applied	1,697,500	1,680,000	1,950,000	2,985,000	2,270,000	2,220,000
Trade In Allowance	40,000	20,000	40,000	45,000	45,000	22,000
<b>Total</b>	<b>\$ 3,720,000</b>	<b>\$ 6,655,000</b>	<b>\$ 12,125,000</b>	<b>\$ 10,040,000</b>	<b>\$ 7,040,000</b>	<b>\$ 13,052,000</b>

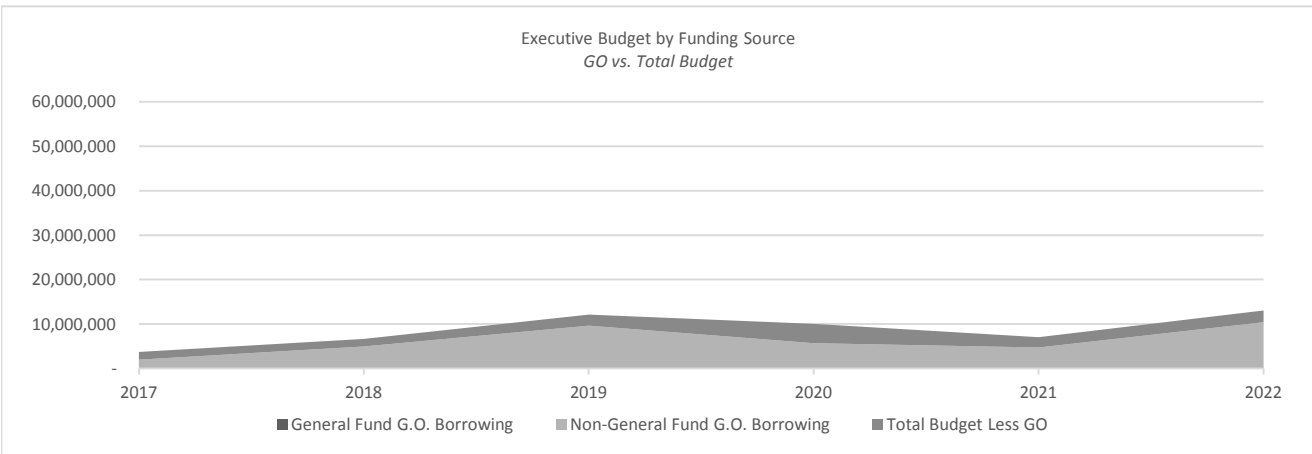
### Borrowing Summary

#### Borrowing Schedule

	2017	2018	2019	2020	2021	2022
General Fund G.O. Borrowing	-	-	-	-	-	-
Non-General Fund G.O. Borrowing	1,982,500	4,955,000	9,635,000	5,690,000	4,725,000	10,410,000
<b>Total</b>	<b>\$ 1,982,500</b>	<b>\$ 4,955,000</b>	<b>\$ 9,635,000</b>	<b>\$ 5,690,000</b>	<b>\$ 4,725,000</b>	<b>\$ 10,410,000</b>

#### Annual Debt Service

General Fund G.O. Borrowing	-	-	-	-	-	-
Non-General Fund G.O. Borrowing	257,725	644,150	1,252,550	739,700	614,250	1,353,300



## City of Madison: 2017 Capital Budget

### Project Summary

#### Executive Budget

**Agency:** Stormwater Utility

**Project:** Asset Management System **Project #:** 17097

**Project Description:**

This project is for developing a city-wide asset management program. The project includes a software system where specific program area functions will be configured to meet the needs of Public Works agencies.

#### Project Budget by Funding Source

	Reauth	2017	2018	2019	2020	2021	2022
Reserves Applied	200,000	-	-	-	-	-	-
<b>Total</b>	<b>\$ 200,000</b>	<b>\$ -</b>	<b>\$ -</b>	<b>\$ -</b>	<b>\$ -</b>	<b>\$ -</b>	<b>\$ -</b>

**Project:** Backyard Drainage Problems **Project #:** 10307

**Project Description:**

This program provides improvements needed to fix drainage problems on private property requiring work within the public right of way. Work is completed in accordance with approved policy by the Board of Public Works. The goal of this program is to install storm sewers that will address drainage problems associated with private yards. The outcome of this program is measured by the number of resolved drainage problems the program provides for.

#### Project Budget by Funding Source

	Reauth	2017	2018	2019	2020	2021	2022
Non-GF GO Borrowing	45,000	-	-	-	-	-	-
Reserves Applied	-	25,000	25,000	25,000	25,000	25,000	25,000
<b>Total</b>	<b>\$ 45,000</b>	<b>\$ 25,000</b>	<b>\$ 25,000</b>	<b>\$ 25,000</b>	<b>\$ 25,000</b>	<b>\$ 25,000</b>	<b>\$ 25,000</b>

**Project:** CIPP Lining Storm Sewer **Project #:** 10558

**Project Description:**

This program uses cured-in-place pipe lining (CIPP) technology to line storm sewer pipes that are outside the limits of street reconstruction or resurfacing projects. The goal of this program is to extend the useful life of the pipes. The CIPP methodology provides repair to damaged storm sewer pipes without the need for the more costly open-cut street method. In 2017, this program will treat 0.26 miles of pipe.

#### Project Budget by Funding Source

	Reauth	2017	2018	2019	2020	2021	2022
Non-GF GO Borrowing	-	95,000	95,000	95,000	95,000	95,000	95,000
Reserves Applied	-	5,000	5,000	5,000	5,000	5,000	5,000
<b>Total</b>	<b>\$ -</b>	<b>\$ 100,000</b>	<b>\$ 100,000</b>	<b>\$ 100,000</b>	<b>\$ 100,000</b>	<b>\$ 100,000</b>	<b>\$ 100,000</b>

**Project:** Dredging Projects **Project #:** 10315

**Project Description:**

This program dredges retention ponds and other stormwater features in the City to keep the ponds and water channels functional and in compliance with regulatory mandates. The goal of this program is to remove material from the waterways to align the City with standards regarding phosphorous levels. The program is measured by the volume of material collected measured in cubic yards.

**Project Budget by Funding Source**

	Reauth	2017	2018	2019	2020	2021	2022
Non-GF GO Borrowing	90,000	195,000	150,000	190,000	190,000	190,000	300,000
Reserves Applied	10,000	25,000	10,000	20,000	20,000	20,000	30,000
<b>Total</b>	<b>\$ 100,000</b>	<b>\$ 220,000</b>	<b>\$ 160,000</b>	<b>\$ 210,000</b>	<b>\$ 210,000</b>	<b>\$ 210,000</b>	<b>\$ 330,000</b>

**Project:** Greenway Improvements **Project #:** 10312

**Project Description:**

This program rehabilitates and repairs drainage channels or greenways used to transport stormwater runoff. The program's projects include construction, restoration, landscaping and occasional land acquisition. The goal of this program is to reduce the amount of erosion and debris occurring on the aged greenways so that runoff sediment does not accumulate in the ponds and waterways, aiding in reducing the frequency of dredging.

**Project Budget by Funding Source**

	Reauth	2017	2018	2019	2020	2021	2022
Non-GF GO Borrowing	105,000	317,500	45,000	540,000	540,000	540,000	540,000
Reserves Applied	-	32,500	5,000	60,000	60,000	60,000	60,000
<b>Total</b>	<b>\$ 105,000</b>	<b>\$ 350,000</b>	<b>\$ 50,000</b>	<b>\$ 600,000</b>	<b>\$ 600,000</b>	<b>\$ 600,000</b>	<b>\$ 600,000</b>

**Project:** Inter-Municipal Stormwater Mgmt **Project #:** 10318

**Project Description:**

This program funds cooperative projects with neighboring municipalities. The work is detailed in inter-governmental agreements which establish the level of cost participation. Currently, there are two ongoing projects: 1) The Arboretum project requires funding for stormwater management improvements within the Arboretum and within watersheds draining to the Arboretum. The next proposed project is the reconstruction of the Coyote Pond in the Curtis Prairie. 2)The Willow Creek / UW project covers the construction of a stormwater treatment device at the outfall of a large City-owned storm system discharge at the head of Willow Creek. The goal of this program is to reduce contaminants as mandated by the Rock River Watershed Plan TMDL.

**Project Budget by Funding Source**

	Reauth	2017	2018	2019	2020	2021	2022
County Sources	375,000	-	-	-	-	-	-
Non-GF GO Borrowing	853,756	200,000	500,000	500,000	500,000	-	-
Reserves Applied	50,000	50,000	-	-	50,000	-	-
<b>Total</b>	<b>\$ 1,278,756</b>	<b>\$ 250,000</b>	<b>\$ 500,000</b>	<b>\$ 500,000</b>	<b>\$ 550,000</b>	<b>\$ -</b>	<b>\$ -</b>

**Project:** Local (Public) Drainage Problems **Project #:** 10552

**Project Description:**

This program is for relieving low points that inhibit proper drainage at various locations throughout the City. The goal of the project is to reroute storm water to Lake Monona.

**Project Budget by Funding Source**

	Reauth	2017	2018	2019	2020	2021	2022
Non-GF GO Borrowing	125,000	-	-	-	-	-	-
<b>Total</b>	<b>\$ 125,000</b>	<b>\$ -</b>	<b>\$ -</b>	<b>\$ -</b>	<b>\$ -</b>	<b>\$ -</b>	<b>\$ -</b>



**Project:** Lower Badger Mill Creek Watershed **Project #:** 10948

**Project Description:**

This project is for the design, installation, and acquisition of land to implement the regional stormwater management plan for the Lower Badger Mill Creek Watershed. The goal of the project is to construct three retention ponds upstream of Midtown Road in order to mitigate flow downstream and reduce contaminates. The project is planned for 2020.

**Project Budget by Funding Source**

	Reauth	2017	2018	2019	2020	2021	2022
Impact Fees	-	-	-	-	1,320,000	-	-
Non-GF GO Borrowing	-	-	-	-	180,000	-	-
Reserves Applied	-	-	-	-	1,000,000	-	-
<b>Total</b>	<b>\$ -</b>	<b>\$ -</b>	<b>\$ -</b>	<b>\$ -</b>	<b>\$ 2,500,000</b>	<b>\$ -</b>	<b>\$ -</b>

**Project:** Madison Beaches Water Quality Mgmt **Project #:** 10961

**Project Description:**

This project is for maintaining clean beaches in the City. The planned improvements include a full enclosure with a sand filter, UV treatment system, and deflectors at Vilas Park. The goal of this project is to isolate or move algae from the beach, which is measured by the amount of contaminates in the water. The project is planned for 2022.

**Project Budget by Funding Source**

	Reauth	2017	2018	2019	2020	2021	2022
Reserves Applied	-	-	-	-	-	50,000	220,000
<b>Total</b>	<b>\$ -</b>	<b>\$ -</b>	<b>\$ -</b>	<b>\$ -</b>	<b>\$ -</b>	<b>\$ 50,000</b>	<b>\$ 220,000</b>

**Project:** Rain Gardens **Project #:** 10555

**Project Description:**

This program installs rain gardens in areas that drain directly to lakes and do not contain any other significant methods of stormwater treatment. The goal of this program is to work toward having 1,000 functioning rain gardens established in Madison. Currently there are 519 registered rain gardens on both public and private lands throughout the City.

**Project Budget by Funding Source**

	Reauth	2017	2018	2019	2020	2021	2022
Reserves Applied	-	80,000	80,000	80,000	80,000	80,000	80,000
<b>Total</b>	<b>\$ -</b>	<b>\$ 80,000</b>	<b>\$ 80,000</b>	<b>\$ 80,000</b>	<b>\$ 80,000</b>	<b>\$ 80,000</b>	<b>\$ 80,000</b>

**Project:** Shorelines **Project #:** 10340

**Project Description:**

This program supports shoreline improvements by making large-scale modifications to the public shorelines of lakes, creeks, and rivers. The annual freezing and thawing of the ice in these waterways leads to shoreline damage that requires periodic maintenance. The goal of this project is to complete improvements for the lengths of shorelines designated for assignement each year. Projects planned for 2017 include the Monona Bay Shoreline and the John Nolen Drive Shoreline.

**Project Budget by Funding Source**

	Reauth	2017	2018	2019	2020	2021	2022
Non-GF GO Borrowing	1,140,000	160,000	250,000	200,000	200,000	200,000	200,000
Reserves Applied	60,000	25,000	25,000	25,000	25,000	25,000	25,000
<b>Total</b>	<b>\$ 1,200,000</b>	<b>\$ 185,000</b>	<b>\$ 275,000</b>	<b>\$ 225,000</b>	<b>\$ 225,000</b>	<b>\$ 225,000</b>	<b>\$ 225,000</b>

**Project:** Starkweather Creek Watershed **Project #:** 10334

**Project Description:**

This program is for improvements to the Starkweather Creek drainage basin which includes pond and channel restoration. The goal of the program is to reduce the contaminants in the basin as mandated by the Rock River TMDL. Projects planned for 2017 include updating the East Towne retention basin at the corner of Zeier Road and East Springs Drive.

**Project Budget by Funding Source**

	Reauth	2017	2018	2019	2020	2021	2022
Non-GF GO Borrowing	359,638	190,000	-	190,000	-	190,000	-
Reserves Applied	40,000	10,000	-	10,000	-	10,000	-
<b>Total</b>	<b>\$ 399,638</b>	<b>\$ 200,000</b>	<b>\$ -</b>	<b>\$ 200,000</b>	<b>\$ -</b>	<b>\$ 200,000</b>	<b>\$ -</b>

**Project:** Storm Box Replacement **Project #:** 10551

**Project Description:**

This program is for the systematic replacement of aged and failing storm sewer box culverts. The goal of this program is to improve the flow of stormwater in rainfall events.

**Project Budget by Funding Source**

	Reauth	2017	2018	2019	2020	2021	2022
Non-GF GO Borrowing	270,000	-	-	-	-	-	-
<b>Total</b>	<b>\$ 270,000</b>	<b>\$ -</b>	<b>\$ -</b>	<b>\$ -</b>	<b>\$ -</b>	<b>\$ -</b>	<b>\$ -</b>

**Project:** Storm Improvements Developing Areas **Project #:** 10557

**Project Description:**

This program provides additions to the stormwater management system in developing areas. The goal of this program is to extend storm and sewer services in the developing areas of the City. Progress is measured by monitoring the linear feet of pipe extended throughout those areas.

**Project Budget by Funding Source**

	Reauth	2017	2018	2019	2020	2021	2022
Reserves Applied	-	50,000	50,000	50,000	50,000	50,000	50,000
<b>Total</b>	<b>\$ -</b>	<b>\$ 50,000</b>	<b>\$ 50,000</b>	<b>\$ 50,000</b>	<b>\$ 50,000</b>	<b>\$ 50,000</b>	<b>\$ 50,000</b>

**Project:** Storm Sewer with Streets Projects **Project #:** 10947

**Project Description:**

This is a continuing program to provide mainline storm sewer improvements, replacements, and rehabilitation in conjunction with City streets being reconstructed and resurfaced. This project also consists of installing storm sewer to serve streets being converted from a rural to urban section. The majority of the 2017 funding for storm sewer's work on major streets is itemized in the Engineering-Major Streets budget.

**Project Budget by Funding Source**

	Reauth	2017	2018	2019	2020	2021	2022
Non-GF GO Borrowing	-	225,000	3,915,000	3,420,000	3,510,000	3,510,000	3,600,000
Reserves Applied	-	25,000	435,000	380,000	390,000	390,000	400,000
<b>Total</b>	<b>\$ -</b>	<b>\$ 250,000</b>	<b>\$ 4,350,000</b>	<b>\$ 3,800,000</b>	<b>\$ 3,900,000</b>	<b>\$ 3,900,000</b>	<b>\$ 4,000,000</b>

**Project:** Stormwater Basins **Project #:** 10341

**Project Description:**

This program is for repair and construction of stormwater detention and retention basins. These basins are designed to reduce flooding and to capture sediment. The goal of this program is to remove sediment from stormwater prior to discharge to the water body so that phosphorus and other pollutants are captured. Progress is measured by the number of pounds of contaminants that are removed from the stormwater.

**Project Budget by Funding Source**

	Reauth	2017	2018	2019	2020	2021	2022
Non-GF GO Borrowing	529,072	300,000	-	-	475,000	-	475,000
Reserves Applied	-	25,000	-	50,000	25,000	50,000	25,000
<b>Total</b>	<b>\$ 529,072</b>	<b>\$ 325,000</b>	<b>\$ -</b>	<b>\$ 50,000</b>	<b>\$ 500,000</b>	<b>\$ 50,000</b>	<b>\$ 500,000</b>

**Project:** Stormwater Improvements on Streets **Project #:** 10556

**Project Description:**

This program provides minor drainage repair and initial construction projects for City streets. The goal of this program is to resolve existing drainage problems on the streets of the City. This is an ongoing program that prioritizes individual projects on an annual basis.

**Project Budget by Funding Source**

	Reauth	2017	2018	2019	2020	2021	2022
Reserves Applied	-	225,000	225,000	225,000	225,000	225,000	225,000
<b>Total</b>	<b>\$ -</b>	<b>\$ 225,000</b>	<b>\$ 225,000</b>	<b>\$ 225,000</b>	<b>\$ 225,000</b>	<b>\$ 225,000</b>	<b>\$ 225,000</b>

**Project:** Street Cleaning Equipment **Project #:** 10554

**Project Description:**

This program provides funding to replace existing street sweeping machines. The life cycle of this equipment is five years. The goal of this program is to maintain the level of service for street sweeping by providing fully functional machinery. Progress towards achieving this goal is measured by monitoring daily availability of the existing fleet.

**Project Budget by Funding Source**

	Reauth	2017	2018	2019	2020	2021	2022
Reserves Applied	-	400,000	200,000	400,000	410,000	410,000	205,000
Trade In Allowance	-	40,000	20,000	40,000	45,000	45,000	22,000
<b>Total</b>	<b>\$ -</b>	<b>\$ 440,000</b>	<b>\$ 220,000</b>	<b>\$ 440,000</b>	<b>\$ 455,000</b>	<b>\$ 455,000</b>	<b>\$ 227,000</b>

**Project:** TMDL Compliance **Project #:** 10343

**Project Description:**

This program funds work specifically related to compliance with the WDNR/EPA Total Maximum Daily Load (TMDL) mandate for discharges to the Rock River Watershed. The projects planned for 2017 include continuation of the USGS Leaf Study, participation in the MMSD Adaptive Management program, and the Alum Treatment project at Starkweather Creek.

**Project Budget by Funding Source**

	Reauth	2017	2018	2019	2020	2021	2022
County Sources	-	-	-	500,000	-	-	-
Non-GF GO Borrowing	1,086,011	300,000	-	4,500,000	-	-	-
Reserves Applied	85,000	500,000	400,000	400,000	400,000	400,000	400,000
<b>Total</b>	<b>\$ 1,171,011</b>	<b>\$ 800,000</b>	<b>\$ 400,000</b>	<b>\$ 5,400,000</b>	<b>\$ 400,000</b>	<b>\$ 400,000</b>	<b>\$ 400,000</b>

**Project:** Upper Badger Mill Creek Watershed **Project #:** 10949

**Project Description:**

This project is for the surveying, design, permitting, land acquisition, and construction of a regional stormwater management system for greenways and ponds. The goal of this project is to reduce stormwater contaminants as well as reduce the peak flows throughout the watershed during large rainfall events. Construction of the regional stormwater management system is planned for 2022.

**Project Budget by Funding Source**

	Reauth	2017	2018	2019	2020	2021	2022
Impact Fees	-	-	-	-	-	-	400,000
Non-GF GO Borrowing	-	-	-	-	-	-	600,000
Reserves Applied	-	-	-	-	-	50,000	50,000
<b>Total</b>	<b>\$ -</b>	<b>\$ -</b>	<b>\$ -</b>	<b>\$ -</b>	<b>\$ -</b>	<b>\$ 50,000</b>	<b>\$ 1,050,000</b>

**Project:** Urban Best Management Practices **Project #:** 10344

**Project Description:**

This program constructs stormwater treatment devices designed to improve the quality of stormwater being discharged to the waterways throughout Madison. These devices are targeted at critical areas that drain directly to Lake Monona, Lake Mendota, and Lake Wingra. The goal of this program is to allow for removal of sediment from stormwater as well as the associated contaminants within that sediment. The program measures the pounds of contaminants that the installed devices remove.

**Project Budget by Funding Source**

	Reauth	2017	2018	2019	2020	2021	2022
Non-GF GO Borrowing	600	-	-	-	-	-	-
Reserves Applied	-	220,000	220,000	220,000	220,000	220,000	220,000
<b>Total</b>	<b>\$ 600</b>	<b>\$ 220,000</b>	<b>\$ 220,000</b>	<b>\$ 220,000</b>	<b>\$ 220,000</b>	<b>\$ 220,000</b>	<b>\$ 220,000</b>

**Project:** Willow Creek Storm Sewer **Project #:** 10959

**Project Description:**

This project is to reduce flooding on the University Avenue corridor from Grand Avenue to University Bay that results in property damage and limited street function during rainfall events. The project is measured using a hydraulic model that analyzes the flood data results that these modifications provide. Construction is planned for 2022.

**Project Budget by Funding Source**

	Reauth	2017	2018	2019	2020	2021	2022
Non-GF GO Borrowing	-	-	-	-	-	-	4,000,000
Reserves Applied	-	-	-	-	-	100,000	100,000
<b>Total</b>	<b>\$ -</b>	<b>\$ -</b>	<b>\$ -</b>	<b>\$ -</b>	<b>\$ -</b>	<b>\$ 100,000</b>	<b>\$ 4,100,000</b>

**Project:** Wingra Creek Corridor **Project #:** 10553

**Project Description:**

This project provides for shoreline and embankment improvements to the Wingra Creek corridor. The goal of this project is to enhance stormwater conveyance and quality in order to keep the water available for public use. Additionally, this project increases the depth of the channel for limited paddle navigation, which will be measured to ensure it meets the goal. The planned implementation of this project is in 2022.

**Project Budget by Funding Source**

	Reauth	2017	2018	2019	2020	2021	2022
Non-GF GO Borrowing	-	-	-	-	-	-	600,000
Reserves Applied	-	-	-	-	-	100,000	100,000
<b>Total</b>	<b>\$ -</b>	<b>\$ -</b>	<b>\$ -</b>	<b>\$ -</b>	<b>\$ -</b>	<b>\$ 100,000</b>	<b>\$ 700,000</b>

**City of Madison: 2017 Capital Budget**  
**2017 Appropriation**

*Executive Budget*

**Agency: Stormwater Utility**

**2017 Appropriation**

**Executive Budget**

	Request	Executive	GO Borrowing	Other	Total
Backyard Drainage Problems	25,000	25,000	-	25,000	25,000
CIPP Lining Storm Sewer	100,000	100,000	95,000	5,000	100,000
Dredging Projects	220,000	220,000	195,000	25,000	220,000
Greenway Improvements	350,000	350,000	317,500	32,500	350,000
Inter-Municipal Stormwater Mgmt	250,000	250,000	200,000	50,000	250,000
Rain Gardens	80,000	80,000	-	80,000	80,000
Shorelines	185,000	185,000	160,000	25,000	185,000
Starkweather Creek Watershed	200,000	200,000	190,000	10,000	200,000
Storm Improvements Developing Areas	50,000	50,000	-	50,000	50,000
Storm Sewer with Streets Projects	-	250,000	225,000	25,000	250,000
Stormwater Basins	325,000	325,000	300,000	25,000	325,000
Stormwater Improvements on Streets	225,000	225,000	-	225,000	225,000
Street Cleaning Equipment	440,000	440,000	-	440,000	440,000
TMDL Compliance	800,000	800,000	300,000	500,000	800,000
Urban Best Management Practices	220,000	220,000	-	220,000	220,000
<b>Total</b>	<b>\$ 3,470,000</b>	<b>\$ 3,720,000</b>	<b>\$ 1,982,500</b>	<b>\$ 1,737,500</b>	<b>\$ 3,720,000</b>

**Reauthorized Appropriation**

	GO Borrowing	Other	Total
Asset Management System	-	200,000	200,000
Backyard Drainage Problems	45,000	-	45,000
Dredging Projects	90,000	10,000	100,000
Greenway Improvements	105,000	-	105,000
Inter-Municipal Stormwater Mgmt	853,756	425,000	1,278,756
Local (Public) Drainage Problems	125,000	-	125,000
Shorelines	1,140,000	60,000	1,200,000
Starkweather Creek Watershed	359,638	40,000	399,638
Storm Box Replacement	270,000	-	270,000
Stormwater Basins	529,072	-	529,072
TMDL Compliance	1,086,011	85,000	1,171,011
Urban Best Management Practices	600	-	600
<b>Total</b>	<b>\$ 4,604,077</b>	<b>\$ 820,000</b>	<b>\$ 5,424,077</b>

**TOTAL 2017 APPROPRIATION** **\$ 6,586,577** **\$ 2,557,500** **\$ 9,144,077**



**City of Madison: 2017 Capital Budget**  
**Capital Improvement Plan**

*Executive Budget*

**Agency: Streets Division**

**Project Summary**

	2017	2018	2019	2020	2021	2022
Streets Emerald Ash Borer	1,727,500	1,435,700	1,085,700	1,085,700	1,085,700	1,085,700
Streets Equipment	410,000	167,000	245,000	1,000,000	1,280,000	563,000
Streets Minor Building Imp and Rep	109,000	151,000	193,000	310,000	120,000	-
Streets Yard Improvements	-	188,600	54,900	675,000	375,000	-
<b>Total</b>	<b>\$ 2,246,500</b>	<b>\$ 1,942,300</b>	<b>\$ 1,578,600</b>	<b>\$ 3,070,700</b>	<b>\$ 2,860,700</b>	<b>\$ 1,648,700</b>

**Changes from 2016 CIP**

Project	Change
Streets Emerald Ash Borer	Program budget decreased

**City of Madison: 2017 Capital Budget  
Expense & Funding Schedule**

*Executive Budget*

**Agency: Streets Division**

**2017 CIP by Expenditure Type**

	2017	2018	2019	2020	2021	2022
Machinery and Equipment	1,641,300	850,200	578,200	1,333,200	1,613,200	896,200
Other	605,200	1,092,100	1,000,400	1,737,500	1,247,500	752,500
<b>Total</b>	<b>\$ 2,246,500</b>	<b>\$ 1,942,300</b>	<b>\$ 1,578,600</b>	<b>\$ 3,070,700</b>	<b>\$ 2,860,700</b>	<b>\$ 1,648,700</b>

**2017 CIP by Funding Source**

	2017	2018	2019	2020	2021	2022
GF GO Borrowing	2,246,500	1,942,300	1,578,600	3,070,700	2,860,700	1,648,700
<b>Total</b>	<b>\$ 2,246,500</b>	<b>\$ 1,942,300</b>	<b>\$ 1,578,600</b>	<b>\$ 3,070,700</b>	<b>\$ 2,860,700</b>	<b>\$ 1,648,700</b>

**Borrowing Summary**

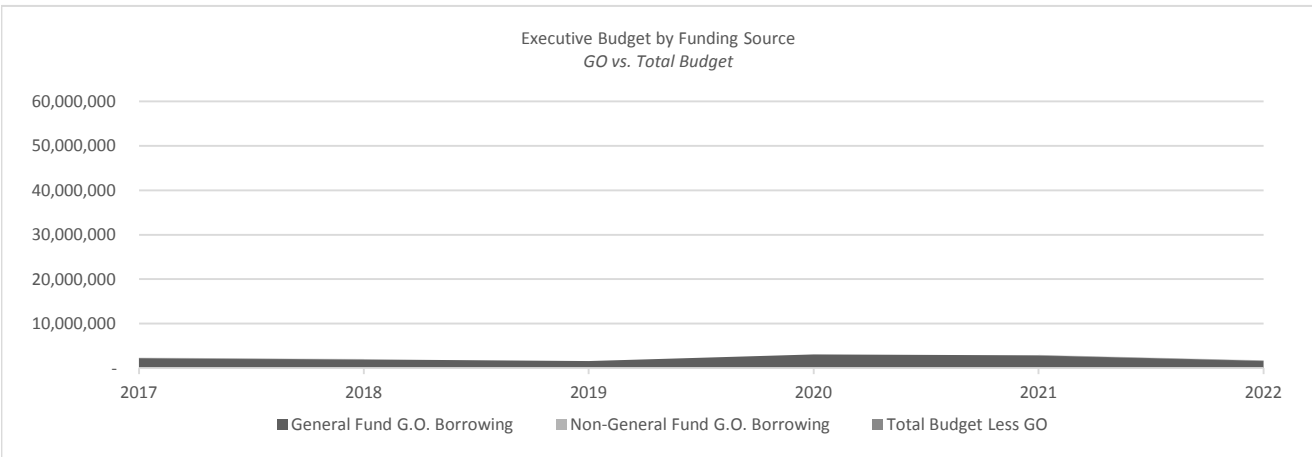
De

**Borrowing Schedule**

	2017	2018	2019	2020	2021	2022
General Fund G.O. Borrowing	2,246,500	1,942,300	1,578,600	3,070,700	2,860,700	1,648,700
Non-General Fund G.O. Borrowing	-	-	-	-	-	-
<b>Total</b>	<b>\$ 2,246,500</b>	<b>\$ 1,942,300</b>	<b>\$ 1,578,600</b>	<b>\$ 3,070,700</b>	<b>\$ 2,860,700</b>	<b>\$ 1,648,700</b>

**Annual Debt Service**

General Fund G.O. Borrowing	292,045	252,499	205,218	399,191	371,891	214,331
Non-General Fund G.O. Borrowing	-	-	-	-	-	-





## City of Madison: 2017 Capital Budget

### Project Summary

#### Executive Budget

**Agency:** Streets Division

**Project:** Blacktop Bowman Field **Project #:** 11052

**Project Description:**

This project is for the resurfacing of the parking lot at Bowman Field. The goal of the project is to improve the quality of pavement, as this area is used by the Streets division's machinery and equipment for driver training and snow dumping.

#### Project Budget by Funding Source

	Reauth	2017	2018	2019	2020	2021	2022
GF GO Borrowing	30,000	-	-	-	-	-	-
<b>Total</b>	<b>\$ 30,000</b>	<b>\$ -</b>	<b>\$ -</b>	<b>\$ -</b>	<b>\$ -</b>	<b>\$ -</b>	<b>\$ -</b>

**Project:** Streets Emerald Ash Borer **Project #:** 11008

**Project Description:**

This program is for the Streets Division component of the Emerald Ash Borer (EAB) mitigation efforts. The goal of the program is to grind all brush and logs that are disposed of in the mitigation efforts, as well as provide for stump removal mats to prevent erosion where trees are removed near shorelines. The woodchips provided from the disposal of the trees are measured in tonnage. This is an ongoing program for the EAB mitigation process and the need for specific resources to implement the necessary services are evaluated annually.

#### Project Budget by Funding Source

	Reauth	2017	2018	2019	2020	2021	2022
GF GO Borrowing	-	1,727,500	1,435,700	1,085,700	1,085,700	1,085,700	1,085,700
<b>Total</b>	<b>\$ -</b>	<b>\$ 1,727,500</b>	<b>\$ 1,435,700</b>	<b>\$ 1,085,700</b>	<b>\$ 1,085,700</b>	<b>\$ 1,085,700</b>	<b>\$ 1,085,700</b>

**Project:** Streets Equipment **Project #:** 11002

**Project Description:**

This program is for the replacement of existing Streets equipment. The goal of this program is to ensure the operations and services provided by the Streets Division are continued by having safe and reliable equipment and machinery. In 2017, the program plans to purchase two pieces of machinery.

#### Project Budget by Funding Source

	Reauth	2017	2018	2019	2020	2021	2022
GF GO Borrowing	97,092	410,000	167,000	245,000	1,000,000	1,280,000	563,000
<b>Total</b>	<b>\$ 97,092</b>	<b>\$ 410,000</b>	<b>\$ 167,000</b>	<b>\$ 245,000</b>	<b>\$ 1,000,000</b>	<b>\$ 1,280,000</b>	<b>\$ 563,000</b>

**Project:** Streets Minor Building Imp and Rep **Project #:** 11001

**Project Description:**

This program provides for the replacement and upgrade of facility and grounds components at the Streets division's two locations. The goal of the program is to replace and improve components the buildings that are damaged, aged, or unsafe so that the services can continue to be provided at the required level.

#### Project Budget by Funding Source

	Reauth	2017	2018	2019	2020	2021	2022
GF GO Borrowing	244,375	109,000	151,000	193,000	310,000	120,000	-
<b>Total</b>	<b>\$ 244,375</b>	<b>\$ 109,000</b>	<b>\$ 151,000</b>	<b>\$ 193,000</b>	<b>\$ 310,000</b>	<b>\$ 120,000</b>	<b>\$ -</b>

**Project:** Streets Yard Improvements

**Project #:** 11005

**Project Description:**

This program maintains and improves the Street Division's two drop-off sites. The improvements made to these locations allow for the services provided by the Streets Division to continue effectively. In 2017, no projects are planned for this program.

**Project Budget by Funding Source**

	Reauth	2017	2018	2019	2020	2021	2022
GF GO Borrowing	-	-	188,600	54,900	675,000	375,000	-
<b>Total</b>	\$ -	\$ -	\$ 188,600	\$ 54,900	\$ 675,000	\$ 375,000	\$ -

**City of Madison: 2017 Capital Budget**  
**2017 Appropriation**

*Executive Budget*

**Agency: Streets Division**

**2017 Appropriation**

**Executive Budget**

	Request	Executive	GO Borrowing	Other	Total
Streets Emerald Ash Borer	1,727,500	1,727,500	1,727,500	-	1,727,500
Streets Equipment	410,000	410,000	410,000	-	410,000
Streets Minor Building Imp and Rep	109,000	109,000	109,000	-	109,000
<b>Total</b>	<b>\$ 2,246,500</b>	<b>\$ 2,246,500</b>	<b>\$ 2,246,500</b>	<b>\$ -</b>	<b>\$ 2,246,500</b>

**Reauthorized Appropriation**

	GO Borrowing	Other	Total
Blacktop Bowman Field	30,000	-	30,000
Streets Equipment	97,092	-	97,092
Streets Minor Building Imp and Rep	244,375	-	244,375
<b>Total</b>	<b>\$ 371,467</b>	<b>\$ -</b>	<b>\$ 371,467</b>

**TOTAL 2017 APPROPRIATION** **\$ 2,617,967** **\$ -** **\$ 2,617,967**



**City of Madison: 2017 Capital Budget**  
**Capital Improvement Plan**

*Executive Budget*

**Agency:** Traffic Engineering

**Project Summary**

	2017	2018	2019	2020	2021	2022
Public Safety Radio System	458,000	5,008,000	98,000	453,000	45,000	579,000
Street Light Installation	419,000	430,000	440,000	455,000	470,000	475,000
Traffic Safety Infrastructure	100,000	100,000	100,000	100,000	100,000	100,000
Traffic Signal Installation	651,500	600,000	595,000	600,000	605,000	610,000
Utility Undergrounding	116,700	126,000	136,100	147,000	150,000	-
<b>Total</b>	<b>\$ 1,745,200</b>	<b>\$ 6,264,000</b>	<b>\$ 1,369,100</b>	<b>\$ 1,755,000</b>	<b>\$ 1,370,000</b>	<b>\$ 1,764,000</b>

**Changes from 2016 CIP**

Project	Change
Public Safety Radio System	Program funding increased in 2020 and 2022
Traffic Signal Installation	Program funding reduced
Utility Undergrounding	Program funding increased

**City of Madison: 2017 Capital Budget  
Expense & Funding Schedule**

*Executive Budget*

**Agency:** Traffic Engineering

**2017 CIP by Expenditure Type**

	2017	2018	2019	2020	2021	2022
Other	1,326,200	5,834,000	929,100	1,300,000	900,000	1,289,000
Streetlighting	419,000	430,000	440,000	455,000	470,000	475,000
<b>Total</b>	<b>\$ 1,745,200</b>	<b>\$ 6,264,000</b>	<b>\$ 1,369,100</b>	<b>\$ 1,755,000</b>	<b>\$ 1,370,000</b>	<b>\$ 1,764,000</b>

**2017 CIP by Funding Source**

	2017	2018	2019	2020	2021	2022
GF GO Borrowing	1,057,000	5,618,000	683,000	1,058,000	670,000	1,214,000
County Sources	80,000	80,000	80,000	80,000	80,000	80,000
Developer Capital Funding	300,000	310,000	310,000	310,000	310,000	310,000
Other Govt Pmt For Services	60,000	60,000	60,000	60,000	60,000	60,000
Special Assessment	178,200	126,000	136,100	147,000	150,000	-
State Sources	70,000	70,000	100,000	100,000	100,000	100,000
<b>Total</b>	<b>\$ 1,745,200</b>	<b>\$ 6,264,000</b>	<b>\$ 1,369,100</b>	<b>\$ 1,755,000</b>	<b>\$ 1,370,000</b>	<b>\$ 1,764,000</b>

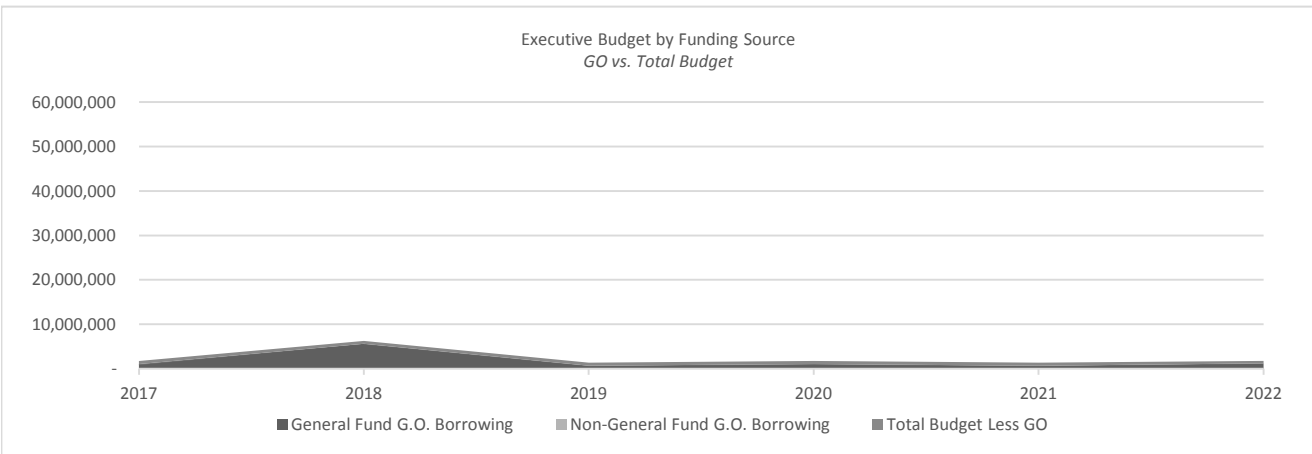
**Borrowing Summary**

*Borrowing Schedule*

	2017	2018	2019	2020	2021	2022
General Fund G.O. Borrowing	1,057,000	5,618,000	683,000	1,058,000	670,000	1,214,000
Non-General Fund G.O. Borrowing	-	-	-	-	-	-
<b>Total</b>	<b>\$ 1,057,000</b>	<b>\$ 5,618,000</b>	<b>\$ 683,000</b>	<b>\$ 1,058,000</b>	<b>\$ 670,000</b>	<b>\$ 1,214,000</b>

*Annual Debt Service*

General Fund G.O. Borrowing	137,410	730,340	88,790	137,540	87,100	157,820
Non-General Fund G.O. Borrowing	-	-	-	-	-	-



## City of Madison: 2017 Capital Budget

### Project Summary

#### Executive Budget

**Agency:** Traffic Engineering

**Project:** Public Safety Radio System

**Project #:** 10420

**Project Description:**

This project provides funding to purchase upgraded digital emergency communication equipment. The goal is to be compliant with the Dane County Emergency communication system and improve the satisfaction of 911 users. Progress will be measured by feedback from public safety officials and the public. Funding in 2017 provides for Public Works radio replacements and an ISSI (Inter-Radio Frequency Subsystem Interface) interface. Additional funding was added in 2020 for a digital upgrade and in 2022 for GPS/AVL capabilities.

#### Project Budget by Funding Source

	Reauth	2017	2018	2019	2020	2021	2022
GF GO Borrowing	424,823	458,000	5,008,000	98,000	453,000	45,000	579,000
<b>Total</b>	<b>\$ 424,823</b>	<b>\$ 458,000</b>	<b>\$ 5,008,000</b>	<b>\$ 98,000</b>	<b>\$ 453,000</b>	<b>\$ 45,000</b>	<b>\$ 579,000</b>

**Project:** Street Light Installation

**Project #:** 10418

**Project Description:**

This program provides funding to upgrade/replace outdated street lighting systems, including computer support; replacement or painting/refurbishing of older poles, fixtures, cable and other major street light equipment; and installation of new street lights. The goal of the program is to provide adequate lighting on streets for motorists, pedestrians, and bicyclists in an efficient manner. Progress is measured by the number of street light outages and emergency repairs. The funding in 2017 covers repairs and replacements of knock downs and fixtures for street reconstruction and new development.

#### Project Budget by Funding Source

	Reauth	2017	2018	2019	2020	2021	2022
County Sources	-	50,000	50,000	50,000	50,000	50,000	50,000
Developer Capital Funding	325,000	200,000	200,000	200,000	200,000	200,000	200,000
GF GO Borrowing	12,089	119,000	130,000	140,000	155,000	170,000	175,000
Other Govt Pmt For Services	-	30,000	30,000	30,000	30,000	30,000	30,000
State Sources	-	20,000	20,000	20,000	20,000	20,000	20,000
<b>Total</b>	<b>\$ 337,089</b>	<b>\$ 419,000</b>	<b>\$ 430,000</b>	<b>\$ 440,000</b>	<b>\$ 455,000</b>	<b>\$ 470,000</b>	<b>\$ 475,000</b>

**Project:** Traffic Safety Infrastructure

**Project #:** 10428

**Project Description:**

This program funds traffic control devices, the design and local share of the State Highway Hazard Elimination Program, signs, and traffic safety studies. The goal is to improve traffic safety and accessibility for pedestrians, bicyclists, motorists and transit users. Progress is measured by analyzing crash and traffic data using federal standards and professional expertise to determine if improvements are successful and/or if other improvements are required. The funding in 2017 covers public safety issues emerging in 2017 or as a match for a traffic safety related state or federal grant.

#### Project Budget by Funding Source

	Reauth	2017	2018	2019	2020	2021	2022
GF GO Borrowing	150,000	100,000	100,000	100,000	100,000	100,000	100,000
<b>Total</b>	<b>\$ 150,000</b>	<b>\$ 100,000</b>	<b>\$ 100,000</b>	<b>\$ 100,000</b>	<b>\$ 100,000</b>	<b>\$ 100,000</b>	<b>\$ 100,000</b>

**Project:** Traffic Signal Installation

**Project #:** 10427

**Project Description:**

This program funds replacing and modernizing the City’s traffic signal network. The goal of the program is to provide energy efficient dynamic traffic signals that are readily adaptable to provide for safe, efficient traffic flow for vehicles, bicycles, and pedestrians. Progress is measured by analyzing traffic and crash data using industry standards and best practices. In 2017, the funding will repair signal knock downs, a new signal at Mineral Point Road and Yellowstone Drive, an adaptive traffic signal for University Avenue, and upgrading traffic controllers for the signal management system.

**Project Budget by Funding Source**

	Reauth	2017	2018	2019	2020	2021	2022
County Sources	-	30,000	30,000	30,000	30,000	30,000	30,000
Developer Capital Funding	110,000	100,000	110,000	110,000	110,000	110,000	110,000
GF GO Borrowing	256,656	380,000	380,000	345,000	350,000	355,000	360,000
Other Govt Pmt For Services	-	30,000	30,000	30,000	30,000	30,000	30,000
Special Assessment	-	61,500	-	-	-	-	-
State Sources	-	50,000	50,000	80,000	80,000	80,000	80,000
<b>Total</b>	<b>\$ 366,656</b>	<b>\$ 651,500</b>	<b>\$ 600,000</b>	<b>\$ 595,000</b>	<b>\$ 600,000</b>	<b>\$ 605,000</b>	<b>\$ 610,000</b>

**Project:** Utility Undergrounding

**Project #:** 10419

**Project Description:**

This program funds the installation of street lighting in newly developed and reconstructed areas where electrical power lines are underground. The goal of this program is to provide greater safety through adequate lighting in residential and business areas. Progress is measured by monitoring customer satisfaction of street lighting installed in new neighborhoods. Costs are assessed directly to the property owners and recouped through special assessments. No levy supported funds are used in this program.

**Project Budget by Funding Source**

	Reauth	2017	2018	2019	2020	2021	2022
Special Assessment	-	116,700	126,000	136,100	147,000	150,000	-
<b>Total</b>	<b>\$ -</b>	<b>\$ 116,700</b>	<b>\$ 126,000</b>	<b>\$ 136,100</b>	<b>\$ 147,000</b>	<b>\$ 150,000</b>	<b>\$ -</b>

**Project:** Wayfinding Signage

**Project #:** 17071

**Project Description:**

This project provides funding to support improvements and expansions of the City's Wayfinding signing system, first implemented in 1996. The goal of the project is to direct visitors and residents to downtown, the UW Campus, the Expo Center, Monona Terrace, the airport, parking ramps, and major highways.

**Project Budget by Funding Source**

	Reauth	2017	2018	2019	2020	2021	2022
GF GO Borrowing	250,000	-	-	-	-	-	-
<b>Total</b>	<b>\$ 250,000</b>	<b>\$ -</b>	<b>\$ -</b>	<b>\$ -</b>	<b>\$ -</b>	<b>\$ -</b>	<b>\$ -</b>



**City of Madison: 2017 Capital Budget**  
**2017 Appropriation**

*Executive Budget*

Agency: Traffic Engineering

**2017 Appropriation**

**Executive Budget**

	Request	Executive	GO Borrowing	Other	Total
Public Safety Radio System	458,000	458,000	458,000	-	458,000
Street Light Installation	419,000	419,000	119,000	300,000	419,000
Traffic Safety Infrastructure	100,000	100,000	100,000	-	100,000
Traffic Signal Installation	651,500	651,500	380,000	271,500	651,500
Utility Undergrounding	116,700	116,700	-	116,700	116,700
<b>Total</b>	<b>\$ 1,745,200</b>	<b>\$ 1,745,200</b>	<b>\$ 1,057,000</b>	<b>\$ 688,200</b>	<b>\$ 1,745,200</b>

**Reauthorized Appropriation**

	GO Borrowing	Other	Total
Public Safety Radio System	424,823	-	424,823
Street Light Installation	12,089	325,000	337,089
Traffic Safety Infrastructure	150,000	-	150,000
Traffic Signal Installation	256,656	110,000	366,656
Wayfinding Signage	250,000	-	250,000
<b>Total</b>	<b>1,093,568</b>	<b>\$ 435,000</b>	<b>\$ 1,528,568</b>

**TOTAL 2017 APPROPRIATION** **\$ 2,150,568** **\$ 1,123,200** **\$ 3,273,768**



**City of Madison: 2017 Capital Budget**  
**Capital Improvement Plan**

*Executive Budget*

**Agency: Water Utility**

**Project Summary**

	2017	2018	2019	2020	2021	2022
Booster Pump Station 109 (Spaanem Ave)	81,000	1,725,960	617,000	-	-	-
Booster Station #106 Reconstruction	-	-	818,000	-	-	-
BPS 129 Reconstruction	-	-	131,000	2,484,840	574,000	-
Far West Elevated Reservoir	4,011,000	-	-	-	1,309,000	-
Lakeview Reservoir Reconstruction	858,000	-	60,000	1,759,800	-	-
Paterson St Remodel	4,325,000	-	-	-	-	-
Pump Station Improvements	877,000	1,000,300	1,070,600	1,196,900	1,010,200	1,061,600
Unit Well 12 Conversion to a Two Zone W	102,000	2,373,280	1,017,120	-	-	-
Unit Well No. 8 Reconstruction	50,000	110,000	-	-	-	-
Voc Air Stripper At Well 18	-	-	-	-	5,000	255,000
Water Mains - New	1,000,000	1,100,000	1,924,000	2,067,000	2,222,000	2,391,000
Water Mains Replace Rehab Improve	8,500,000	10,000,000	10,730,000	11,522,000	12,129,000	12,776,000
Water Utility Facility Improvements	168,000	235,000	1,120,000	660,000	617,000	1,341,000
Well 19 Iron/Manganese Filter	-	678,800	2,974,400	-	-	-
Well 28 Iron and Manganese Filter	-	-	-	107,660	2,632,320	1,107,660
Well 30 Iron and Manganese Filter	-	-	-	-	330,000	2,200,000
Well 7 Area Hydraulic Improvements	-	-	-	842,000	-	-
Zone 4 Fire Flow Supply Augment	5,512,500	-	271,000	697,000	-	-
Zones 7 & 8 Supply: Whitney Way	-	-	-	65,000	555,000	1,134,000
<b>Total</b>	<b>\$ 25,484,500</b>	<b>\$ 17,223,340</b>	<b>\$ 20,733,120</b>	<b>\$ 21,402,200</b>	<b>\$ 21,383,520</b>	<b>\$ 22,266,260</b>

**Changes from 2016 CIP**

Project	Change
Booster Pump Station 109 (Spaanem Ave)	Project added to CIP
Booster Station #106 Reconstruction	Project budget decreased
BPS 129 Reconstruction	Project added to CIP
Far West Elevated Reservoir	Project completion deferred 1 year
Lakeview Reservoir Reconstruction	Project construction deferred 2 years
Pump Station Improvements	Program budget increased
Unit Well No. 8 Reconstruction	Project deferred 2 years; beyond 2017 CIP
Water Mains Replace Rehab Improve	Program budget decreased
Water Utility Facility Improvements	Program budget decreased
Well 19 Iron/Manganese Filter	Project deferred 2 years
Well 28 Iron and Manganese Filter	Project added to CIP
Well 29 Filter Capacity Expansion	Project eliminated from CIP
Well 30 Iron and Manganese Filter	Project added to CIP
Well 7 Area Hydraulic Improvements	Project added to CIP
Zone 4 Fire Flow Supply Augment	Project deferred 1 year and total cost increased
Zones 7 & 8 Supply: Whitney Way	Project deferred 1 year and total cost reduced

**City of Madison: 2017 Capital Budget  
Expense & Funding Schedule**

*Executive Budget*

**Agency: Water Utility**

**2017 CIP by Expenditure Type**

	2017	2018	2019	2020	2021	2022
Water Network	25,484,500	17,223,340	20,733,120	21,402,200	21,383,520	22,266,260
<b>Total</b>	<b>\$ 25,484,500</b>	<b>\$ 17,223,340</b>	<b>\$ 20,733,120</b>	<b>\$ 21,402,200</b>	<b>\$ 21,383,520</b>	<b>\$ 22,266,260</b>

**2017 CIP by Funding Source**

	2017	2018	2019	2020	2021	2022
Municipal Capital Participate	-	-	131,000	2,484,840	574,000	-
Revenue Bonds - Capitalized	16,984,500	7,223,340	9,872,120	7,395,360	8,680,520	9,490,260
Sale Property/Capital Asset	8,500,000	10,000,000	10,730,000	11,522,000	12,129,000	12,776,000
<b>Total</b>	<b>\$ 25,484,500</b>	<b>\$ 17,223,340</b>	<b>\$ 20,733,120</b>	<b>\$ 21,402,200</b>	<b>\$ 21,383,520</b>	<b>\$ 22,266,260</b>

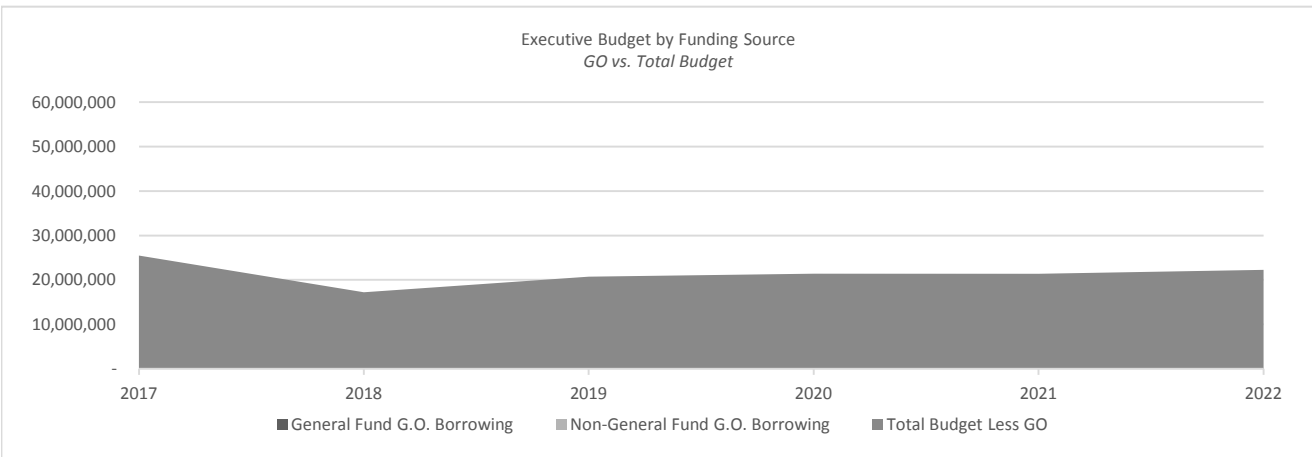
**Borrowing Summary**

*Borrowing Schedule*

	2017	2018	2019	2020	2021	2022
General Fund G.O. Borrowing	-	-	-	-	-	-
Non-General Fund G.O. Borrowing	-	-	-	-	-	-
<b>Total</b>	<b>\$ -</b>	<b>\$ -</b>	<b>\$ -</b>	<b>\$ -</b>	<b>\$ -</b>	<b>\$ -</b>

*Annual Debt Service*

General Fund G.O. Borrowing	-	-	-	-	-	-
Non-General Fund G.O. Borrowing	-	-	-	-	-	-



## City of Madison: 2017 Capital Budget

### Project Summary

#### Executive Budget

**Agency:** Water Utility

**Project:** Arbor Hills Fire Flow Supply **Project #:** 10435

**Project Description:**

This project is for the final phase of construction for booster pump station #118. The project will construct pipeline that will allow for full functionality of the booster pump station.

#### Project Budget by Funding Source

	Reauth	2017	2018	2019	2020	2021	2022
Revenue Bonds - Capitalized	642,000	-	-	-	-	-	-
<b>Total</b>	<b>\$ 642,000</b>	<b>\$ -</b>	<b>\$ -</b>	<b>\$ -</b>	<b>\$ -</b>	<b>\$ -</b>	<b>\$ -</b>

**Project:** Asset Management System **Project #:** 17097

**Project Description:**

This project is for developing a city-wide asset management program. The project includes a software system where specific program area functions will be configured to meet the needs of Public Works agencies.

#### Project Budget by Funding Source

	Reauth	2017	2018	2019	2020	2021	2022
Revenue Bonds - Capitalized	200,000	-	-	-	-	-	-
<b>Total</b>	<b>\$ 200,000</b>	<b>\$ -</b>	<b>\$ -</b>	<b>\$ -</b>	<b>\$ -</b>	<b>\$ -</b>	<b>\$ -</b>

**Project:** Booster Pump Station 109 (Spaanem Ave) **Project #:** 28

**Project Description:**

This project will provide a booster pumping station for Madison's east side to improve operational functionality and reliability to the water supply system.

#### Project Budget by Funding Source

	Reauth	2017	2018	2019	2020	2021	2022
Revenue Bonds - Capitalized	-	81,000	1,725,960	617,000	-	-	-
<b>Total</b>	<b>\$ -</b>	<b>\$ 81,000</b>	<b>\$ 1,725,960</b>	<b>\$ 617,000</b>	<b>\$ -</b>	<b>\$ -</b>	<b>\$ -</b>

**Project:** Booster Station #106 Reconstruction **Project #:** 10444

**Project Description:**

This project will provide hydraulic capacity improvements at booster pump station 106.

#### Project Budget by Funding Source

	Reauth	2017	2018	2019	2020	2021	2022
Revenue Bonds - Capitalized	880,000	-	-	818,000	-	-	-
<b>Total</b>	<b>\$ 880,000</b>	<b>\$ -</b>	<b>\$ -</b>	<b>\$ 818,000</b>	<b>\$ -</b>	<b>\$ -</b>	<b>\$ -</b>

**Project:** BPS 129 Reconstruction **Project #:** 30

**Project Description:**

This project constructs a new booster pump station. The goal of the project is to increase water transfer capacity from Zone 6E to Zone 3. Construction is planned for 2020.

**Project Budget by Funding Source**

	Reauth	2017	2018	2019	2020	2021	2022
Municipal Capital Participate	-	-	-	131,000	2,484,840	574,000	-
<b>Total</b>	<b>\$ -</b>	<b>\$ -</b>	<b>\$ -</b>	<b>\$ 131,000</b>	<b>\$ 2,484,840</b>	<b>\$ 574,000</b>	<b>\$ -</b>

**Project:** Far West Elevated Reservoir **Project #:** 10445

**Project Description:**

This project will construct a reservoir on Madison's far west side. The goal of the project is to reduce pressure on the High Point Reservoir to ensure adequate supply for regular usage and to meet minimum fire flow needs. The project was called for in the 2006 Water Master Plan.

**Project Budget by Funding Source**

	Reauth	2017	2018	2019	2020	2021	2022
Revenue Bonds - Capitalized	194,000	4,011,000	-	-	-	1,309,000	-
<b>Total</b>	<b>\$ 194,000</b>	<b>\$ 4,011,000</b>	<b>\$ -</b>	<b>\$ -</b>	<b>\$ -</b>	<b>\$ 1,309,000</b>	<b>\$ -</b>

**Project:** Lakeview Reservoir Reconstruction **Project #:** 10439

**Project Description:**

This project will continue reconstruction efforts at Lakeview Reservoir.

**Project Budget by Funding Source**

	Reauth	2017	2018	2019	2020	2021	2022
Revenue Bonds - Capitalized	1,121,000	858,000	-	60,000	1,759,800	-	-
<b>Total</b>	<b>\$ 1,121,000</b>	<b>\$ 858,000</b>	<b>\$ -</b>	<b>\$ 60,000</b>	<b>\$ 1,759,800</b>	<b>\$ -</b>	<b>\$ -</b>

**Project:** Paterson St Remodel **Project #:** 10442

**Project Description:**

This project funds a renovation of the Water Utility Operations Center at Paterson Street. Construction began in 2015 and will be completed in 2017. The reconstructed space will address existing space limitations and improve employee safety.

**Project Budget by Funding Source**

	Reauth	2017	2018	2019	2020	2021	2022
Revenue Bonds - Capitalized	-	4,325,000	-	-	-	-	-
<b>Total</b>	<b>\$ -</b>	<b>\$ 4,325,000</b>	<b>\$ -</b>	<b>\$ -</b>	<b>\$ -</b>	<b>\$ -</b>	<b>\$ -</b>

**Project:** Pump Station Improvements **Project #:** 10446

**Project Description:**

This project includes improvements to pump stations, pressure reducing valve (PRV) stations, well improvements, and tasks recommended by the Water Utility Master Plan.

**Project Budget by Funding Source**

	Reauth	2017	2018	2019	2020	2021	2022
Revenue Bonds - Capitalized	148,000	877,000	1,000,300	1,070,600	1,196,900	1,010,200	1,061,600
<b>Total</b>	<b>\$ 148,000</b>	<b>\$ 877,000</b>	<b>\$ 1,000,300</b>	<b>\$ 1,070,600</b>	<b>\$ 1,196,900</b>	<b>\$ 1,010,200</b>	<b>\$ 1,061,600</b>

**Project:** Unit Well 12 Conversion to a Two Zone Well **Project #:** 32

**Project Description:**

This project will convert Well 12 to a two zone well. The goal of the project is to maximize operational flexibility and reliability to the west side supply system. Construction is planned for 2018 and 2019.

**Project Budget by Funding Source**

	Reauth	2017	2018	2019	2020	2021	2022
Revenue Bonds - Capitalized	719,000	102,000	2,373,280	1,017,120	-	-	-
<b>Total</b>	<b>\$ 719,000</b>	<b>\$ 102,000</b>	<b>\$ 2,373,280</b>	<b>\$ 1,017,120</b>	<b>\$ -</b>	<b>\$ -</b>	<b>\$ -</b>

**Project:** Unit Well No. 8 Reconstruction **Project #:** 10944

**Project Description:**

The project upgrades and replaces Well 8. The project scope includes installation of a filter for iron and manganese to address current water quality issues at Well 8. Construction is scheduled for 2018.

**Project Budget by Funding Source**

	Reauth	2017	2018	2019	2020	2021	2022
Revenue Bonds - Capitalized	25,000	50,000	110,000	-	-	-	-
<b>Total</b>	<b>\$ 25,000</b>	<b>\$ 50,000</b>	<b>\$ 110,000</b>	<b>\$ -</b>	<b>\$ -</b>	<b>\$ -</b>	<b>\$ -</b>

**Project:** Voc Air Stripper At Well 18 **Project #:** 12016

**Project Description:**

This project will construct a volatile organic compound (VOC) air stripper at Well 18. Recent water quality analysis has shown increasing VOC levels in the water supply in the well area. Construction is planned in 2022, with the location being fully operational in 2022.

**Project Budget by Funding Source**

	Reauth	2017	2018	2019	2020	2021	2022
Revenue Bonds - Capitalized	-	-	-	-	-	5,000	255,000
<b>Total</b>	<b>\$ -</b>	<b>\$ -</b>	<b>\$ -</b>	<b>\$ -</b>	<b>\$ -</b>	<b>\$ 5,000</b>	<b>\$ 255,000</b>

**Project:** Water Mains - New **Project #:** 10856

**Project Description:**

This project installs new water mains to help strengthen the existing distribution system, improve pressures, improve fire protection, allow transfer of water from pressure zone to pressure zone, and serve the growing Madison area. Newly installed mains will include hydraulic improvements consistent with the Water Utility Master Plan.

**Project Budget by Funding Source**

	Reauth	2017	2018	2019	2020	2021	2022
Revenue Bonds - Capitalized	200,000	1,000,000	1,100,000	1,924,000	2,067,000	2,222,000	2,391,000
<b>Total</b>	<b>\$ 200,000</b>	<b>\$ 1,000,000</b>	<b>\$ 1,100,000</b>	<b>\$ 1,924,000</b>	<b>\$ 2,067,000</b>	<b>\$ 2,222,000</b>	<b>\$ 2,391,000</b>

**Project:** Water Mains Replace Rehab Improvements **Project #:** 10432

**Project Description:**

This program replaces and upgrades existing water mains. Assessment of an aging infrastructure indicates the Utility must replace or rehabilitate over 400 miles of pipe in over a 40 year period to renew and maintain the system. This program works in conjunction with the timing of several Engineering - Major Streets Reconstruction Streets projects.

**Project Budget by Funding Source**

	Reauth	2017	2018	2019	2020	2021	2022
Sale Property/Capital Asset	-	8,500,000	10,000,000	10,730,000	11,522,000	12,129,000	12,776,000
<b>Total</b>	<b>\$ -</b>	<b>\$ 8,500,000</b>	<b>\$ 10,000,000</b>	<b>\$ 10,730,000</b>	<b>\$ 11,522,000</b>	<b>\$ 12,129,000</b>	<b>\$ 12,776,000</b>

**Project:** Water Utility Facility Improvements **Project #:** 10440

**Project Description:**

This project provides for miscellaneous project repair, improvements to Utility facilities, and security improvements.

**Project Budget by Funding Source**

	Reauth	2017	2018	2019	2020	2021	2022
Revenue Bonds - Capitalized	200,000	168,000	235,000	1,120,000	660,000	617,000	1,341,000
<b>Total</b>	<b>\$ 200,000</b>	<b>\$ 168,000</b>	<b>\$ 235,000</b>	<b>\$ 1,120,000</b>	<b>\$ 660,000</b>	<b>\$ 617,000</b>	<b>\$ 1,341,000</b>

**Project:** Well 19 Iron/Manganese Filter **Project #:** 10448

**Project Description:**

This project constructs an iron and manganese filter at Well 19 to address existing water quality issues. This well is located in the west UW-Madison campus area. Construction is planned for 2019.

**Project Budget by Funding Source**

	Reauth	2017	2018	2019	2020	2021	2022
Revenue Bonds - Capitalized	115,000	-	678,800	2,974,400	-	-	-
<b>Total</b>	<b>\$ 115,000</b>	<b>\$ -</b>	<b>\$ 678,800</b>	<b>\$ 2,974,400</b>	<b>\$ -</b>	<b>\$ -</b>	<b>\$ -</b>

**Project:** Well 28 Iron and Manganese Filter **Project #:** 33

**Project Description:**

This project constructs an iron and manganese filter at Well 28. The goal of the project is to address existing water quality standards. Construction is planned for 2021 and 2022.

**Project Budget by Funding Source**

	Reauth	2017	2018	2019	2020	2021	2022
Revenue Bonds - Capitalized	-	-	-	-	107,660	2,632,320	1,107,660
<b>Total</b>	<b>\$ -</b>	<b>\$ -</b>	<b>\$ -</b>	<b>\$ -</b>	<b>\$ 107,660</b>	<b>\$ 2,632,320</b>	<b>\$ 1,107,660</b>

**Project:** Well 30 Iron and Manganese Filter **Project #:** 34

**Project Description:**

This project constructs an iron and manganese filter at Well 30. The goal of the project is to address existing water quality standards. Planning will begin in 2021; construction is planned for 2022.

**Project Budget by Funding Source**

	Reauth	2017	2018	2019	2020	2021	2022
Revenue Bonds - Capitalized	-	-	-	-	-	330,000	2,200,000
<b>Total</b>	<b>\$ -</b>	<b>\$ -</b>	<b>\$ -</b>	<b>\$ -</b>	<b>\$ -</b>	<b>\$ 330,000</b>	<b>\$ 2,200,000</b>



**Project:** Well 7 Area Hydraulic Improvements **Project #:** 31

**Project Description:**

This project will provide for hydraulic capacity improvements to the distribution system at Well 7. The goal of the project is to provide for the full capacity of the updated well which was constructed in 2015. Construction is planned for 2020.

**Project Budget by Funding Source**

	Reauth	2017	2018	2019	2020	2021	2022
Revenue Bonds - Capitalized	-	-	-	-	842,000	-	-
<b>Total</b>	<b>\$ -</b>	<b>\$ -</b>	<b>\$ -</b>	<b>\$ -</b>	<b>\$ 842,000</b>	<b>\$ -</b>	<b>\$ -</b>

**Project:** Zone 4 Fire Flow Supply Augment **Project #:** 10434

**Project Description:**

This project will construct unit Well 31 to correct a significant system deficiency in the southeast corner of the system identified by the Water Utility Master Plan. The well house, filter, and booster pump station will be constructed in 2017. The well will be finished and fully operational in 2018.

**Project Budget by Funding Source**

	Reauth	2017	2018	2019	2020	2021	2022
Revenue Bonds - Capitalized	-	5,512,500	-	271,000	697,000	-	-
<b>Total</b>	<b>\$ -</b>	<b>\$ 5,512,500</b>	<b>\$ -</b>	<b>\$ 271,000</b>	<b>\$ 697,000</b>	<b>\$ -</b>	<b>\$ -</b>

**Project:** Zones 7 & 8 Supply: Whitney Way **Project #:** 10438

**Project Description:**

This project constructs an additional well to serve Madison's west side. Construction of the new location is in anticipation of continued growth to Madison's west side. Planning and design is scheduled to begin in 2020, with the new well being functional in 2024.

**Project Budget by Funding Source**

	Reauth	2017	2018	2019	2020	2021	2022
Revenue Bonds - Capitalized	-	-	-	-	65,000	555,000	1,134,000
<b>Total</b>	<b>\$ -</b>	<b>\$ -</b>	<b>\$ -</b>	<b>\$ -</b>	<b>\$ 65,000</b>	<b>\$ 555,000</b>	<b>\$ 1,134,000</b>

**City of Madison: 2017 Capital Budget**

**2017 Appropriation**

*Executive Budget*

**Agency: Water Utility**

**2017 Appropriation**

**Executive Budget**

	Request	Executive	GO Borrowing	Other	Total
Booster Pump Station 109 (Spaanem Ave)	81,000	81,000	-	81,000	81,000
Unit Well 12 Conversion to a Two Zone Well	102,000	102,000	-	102,000	102,000
Water Mains Replace Rehab Improve	8,500,000	8,500,000	-	8,500,000	8,500,000
Zone 4 Fire Flow Supply Augment	4,212,500	5,512,500	-	5,512,500	5,512,500
Lakeview Reservoir Reconstruction	858,000	858,000	-	858,000	858,000
Water Utility Facility Improvements	168,000	168,000	-	168,000	168,000
Paterson St Remodel	2,235,000	4,325,000	-	4,325,000	4,325,000
Far West Elevated Reservoir	2,732,000	4,011,000	-	4,011,000	4,011,000
Pump Station Improvements	877,000	877,000	-	877,000	877,000
Water Mains - New	1,000,000	1,000,000	-	1,000,000	1,000,000
Unit Well No. 8 Reconstruction	50,000	50,000	-	50,000	50,000
<b>Total</b>	<b>\$ 20,815,500</b>	<b>\$ 25,484,500</b>	<b>\$ -</b>	<b>\$ 25,484,500</b>	<b>\$ 25,484,500</b>

**Reauthorized Appropriation**

	GO Borrowing	Other	Total
Arbor Hills Fire Flow Supply	-	642,000	642,000
Asset Management System	-	200,000	200,000
Booster Station #106 Reconstruction	-	880,000	880,000
Far West Elevated Reservoir	-	194,000	194,000
Lakeview Reservoir Reconstruction	-	1,121,000	1,121,000
Pump Station Improvements	-	148,000	148,000
Unit Well 12 Conversion to a Two Zone Well	-	719,000	719,000
Unit Well No. 8 Reconstruction	-	25,000	25,000
Water Mains - New	-	200,000	200,000
Water Utility Facility Improvements	-	200,000	200,000
Well 19 Iron/Manganese Filter	-	115,000	115,000
<b>Total</b>	<b>\$ -</b>	<b>\$ 4,444,000</b>	<b>\$ 4,444,000</b>

**TOTAL 2017 APPROPRIATION** **\$ - \$ 29,928,500 \$ 29,928,500**



# *Cash Flow Statements*

2017 Capital Improvement Plan:  
Executive Budget

## Impact Fee Statements

---

### Background & Purpose

Impact fees are paid by developers to support costs associated with the future development of public infrastructure. The City of Madison collects impact fees for Parks, Engineering, and Traffic Engineering. The City of Madison currently has 21 Impact Fee Districts: 11 Parks districts, 10 Engineering districts, and 1 Traffic Engineering district. The City began using an impact fee model for collecting development fees following the adoption of a 1993 Wisconsin state statute that guides the program.

Funds collected in the various districts are reinvested for public infrastructure projects within the district where they were collected, with the exception of the Citywide Parkland fee. Funds for this district are collected from developers that opt out of dedicating land to open space as part of new development.

### 2017 Highlights

Key Impact Fee-funded projects in the 2017 CIP include:

- Reauthorized funding to purchase land for a Downtown Park from Citywide Parkland fees
- Improvements at Vilas Park from revenue within the Vilas Brittingham district
- Investments in playgrounds at various locations throughout the City
- Improvements at Breese Stevens from revenue within the Law Tenney district

**Impact Fees  
Citywide Summary - All Active Impact Fee Funds  
2017 Executive Budget**

	<b>2015 Actual</b>	<b>2016 Budget</b>	<b>2016 Projected</b>	<b>2017 Budget</b>
<b>Cash Balance (Deficit), January 1</b>	\$ 6,069,607	\$ 5,509,114	\$ 7,086,072	\$ 11,465,955
<b>Fund Inflows:</b>				
County Grants	-	-	-	-
Interest on Investments	44,828	41,315	41,415	25,745
Revenue - Impact Fees	452,525	300,500	375,000	1,227,500
Park Dev. / Impact Fees	5,821,459	2,625,000	3,741,108	2,555,000
General Obligation Debt	-	1,170,000	1,170,000	-
Revenue Bonds	-	-	-	-
Other	178,958	6,301	6,301	2,830
<b>Total Inflows:</b>	<b>\$ 6,497,769</b>	<b>\$ 4,143,116</b>	<b>\$ 5,333,824</b>	<b>\$ 3,811,075</b>
<b>Fund Outflows:</b>				
Advances - Principal	-	-	-	-
Advances - Interest	1,460	24,900	21,750	21,600
Land and Land Improvements	2,742,028	9,883,000	1,116,000	10,939,000
Major Streets	-	-	-	-
Storm Utility	-	720,000	-	-
Sewer Utility	1,073,293	450,000	570,500	890,000
Debt Service - Principal	244,369	336,254	336,254	336,210
Debt Service - Interest	91,459	75,551	75,551	65,990
Development and Plan	-	-	-	-
Equipment	-	-	-	-
Buildings	5,615	-	65,000	415,000
Other	1,323,080	-	-	-
<b>Total Outflows:</b>	<b>\$ 5,481,304</b>	<b>\$ 11,489,704</b>	<b>\$ 2,185,054</b>	<b>\$ 12,667,801</b>
<b>Annual Net Cash Flow</b>	<b>\$ 1,016,465</b>	<b>\$ (7,346,588)</b>	<b>\$ 3,148,770</b>	<b>\$ (8,856,726)</b>
<b>Cash Balance (Deficit), December 31</b>	<b>\$ 7,086,072</b>	<b>\$ (1,837,474)</b>	<b>\$ 10,234,842</b>	<b>\$ 2,609,229</b>

**Impact Fees  
Parks Subtotal**

	<b>2015 Actual</b>	<b>2016 Budget</b>	<b>2016 Projected</b>	<b>2017 Budget</b>
<b>Cash Balance (Deficit), January 1</b>	\$ 9,849,083	\$ 10,276,192	\$ 12,800,254	\$ 15,302,030
<b>Project Inflows:</b>				
County Grants	-	-	-	-
Interest on Investments	62,665	41,315	41,415	25,745
Revenue - Impact Fees	-	-	-	-
Park Dev. / Impact Fees	5,821,459	2,625,000	3,741,108	2,555,000
General Obligation Debt	-	-	-	-
Revenue Bonds	-	-	-	-
Other	104,251	3,570	3,570	-
<b>Total Inflows:</b>	<b>\$ 5,988,374</b>	<b>\$ 2,669,885</b>	<b>\$ 3,786,093</b>	<b>\$ 2,580,745</b>
<b>Project Outflows:</b>				
Advances - Principal	-	-	-	-
Advances - Interest	54	-	-	-
Land and Land Improvements	2,742,028	9,883,000	1,116,000	10,939,000
Major Streets	-	-	-	-
Storm Utility	-	-	-	-
Sewer Utility	-	-	-	-
Debt Service - Principal	20,017	89,966	89,966	89,966
Debt Service - Interest	19,702	13,351	13,351	11,359
Development and Plan	-	-	-	-
Equipment	-	-	-	-
Buildings	5,615	-	65,000	415,000
Other	249,787	-	-	-
<b>Total Outflows:</b>	<b>\$ 3,037,204</b>	<b>\$ 9,986,316</b>	<b>\$ 1,284,316</b>	<b>\$ 11,455,325</b>
<b>Annual Net Cash Flow</b>	<b>\$ 2,951,171</b>	<b>\$ (7,316,431)</b>	<b>\$ 2,501,777</b>	<b>\$ (8,874,580)</b>
<b>Cash Balance (Deficit), December 31</b>	<b>\$ 12,800,254</b>	<b>\$ 2,959,761</b>	<b>\$ 15,302,030</b>	<b>\$ 6,427,451</b>

**Impact Fees  
12405101 Parks - Warner**

	<u>2015 Actual</u>	<u>2016 Budget</u>	<u>2016 Projected</u>	<u>2017 Request</u>
<b>Cash Balance (Deficit), January 1</b>	\$ (346)	\$ 19,654	\$ 34,065	\$ 49,065
<b>Project Inflows:</b>				
County Grants	-	-	-	-
Interest on Investments	22	-	-	50
Revenue - Impact Fees	-	-	-	-
Park Dev. / Impact Fees	34,389	15,000	15,000	15,000
General Obligation Debt	-	-	-	-
Revenue Bonds	-	-	-	-
Other	-	-	-	-
<b>Total Inflows:</b>	<u>\$ 34,411</u>	<u>\$ 15,000</u>	<u>\$ 15,000</u>	<u>\$ 15,050</u>
<b>Project Outflows:</b>				
Advances - Principal	-	-	-	-
Advances - Interest	-	-	-	-
Land and Land Improvements	-	10,000	-	55,000
Major Streets	-	-	-	-
Storm Utility	-	-	-	-
Sewer Utility	-	-	-	-
Debt Service - Principal	-	-	-	-
Debt Service - Interest	-	-	-	-
Development and Plan	-	-	-	-
Equipment	-	-	-	-
Buildings	-	-	-	-
Other	-	-	-	-
<b>Total Outflows:</b>	<u>\$ -</u>	<u>\$ 10,000</u>	<u>\$ -</u>	<u>\$ 55,000</u>
<b>Annual Net Cash Flow</b>	<u>\$ 34,411</u>	<u>\$ 5,000</u>	<u>\$ 15,000</u>	<u>\$ (39,950)</u>
<b>Cash Balance (Deficit), December 31</b>	<u>\$ 34,065</u>	<u>\$ 24,654</u>	<u>\$ 49,065</u>	<u>\$ 9,115</u>

Includes 2016 amounts as follows:

Project #25, Playground/Accessibility Imp., Playgrounds Group 3	cash	\$ 10,000
		<u>\$ 10,000</u>

Includes 2017 amounts as follows:

**Parks Division:**

Playground/Accessibility Imp., Playgrounds Group 3 (Reauthorized)	cash	\$ 10,000
Conservation Park Improvements, Oak Savanna Owen Cherokee Trails	cash	\$ 25,000
Park Land Improvements, Basketball	cash	\$ 20,000
		<u>\$ 55,000</u>

**Impact Fees**  
**12405102 Parks - Reindahl**

	<u>2015 Actual</u>	<u>2016 Budget</u>	<u>2016 Projected</u>	<u>2017 Budget</u>
<b>Cash Balance (Deficit), January 1</b>	\$ 2,230	\$ 42,630	\$ 42,152	\$ 310,352
<b>Project Inflows:</b>				
County Grants	-	-	-	-
Interest on Investments	134	200	200	200
Revenue - Impact Fees	-	-	-	-
Park Dev. / Impact Fees	39,788	15,000	298,000	15,000
General Obligation Debt	-	-	-	-
Revenue Bonds	-	-	-	-
Other	-	-	-	-
<b>Total Inflows:</b>	<u>\$ 39,922</u>	<u>\$ 15,200</u>	<u>\$ 298,200</u>	<u>\$ 15,200</u>
<b>Project Outflows:</b>				
Advances - Principal	-	-	-	-
Advances - Interest	-	-	-	-
Land and Land Improvements	-	35,000	30,000	55,000
Major Streets	-	-	-	-
Storm Utility	-	-	-	-
Sewer Utility	-	-	-	-
Debt Service - Principal	-	-	-	-
Debt Service - Interest	-	-	-	-
Development and Plan	-	-	-	-
Equipment	-	-	-	-
Buildings	-	-	-	-
Other	-	-	-	-
<b>Total Outflows:</b>	<u>\$ -</u>	<u>\$ 35,000</u>	<u>\$ 30,000</u>	<u>\$ 55,000</u>
<b>Annual Net Cash Flow</b>	<u>\$ 39,922</u>	<u>\$ (19,800)</u>	<u>\$ 268,200</u>	<u>\$ (39,800)</u>
<b>Cash Balance (Deficit), December 31</b>	<u>\$ 42,152</u>	<u>\$ 22,830</u>	<u>\$ 310,352</u>	<u>\$ 270,552</u>

Includes 2016 amounts as follows:

Project #25, Playground/Accessibility Improvements, Playgrounds Group 2	cash	\$ 35,000
		<u>\$ 35,000</u>

Includes 2017 amounts as follows:

**Parks Division:**

Playground/Accessibility Improvements, Playgrounds Group 2 (Reauthorized)	cash	\$ 5,000
Playground/Accessibility Improvements, Playgrounds Group 3	cash	<u>\$ 50,000</u>
		<u>\$ 55,000</u>



**Impact Fees**  
**12405103 Parks - Door Creek**

	<u>2015 Actual</u>	<u>2016 Budget</u>	<u>2016 Projected</u>	<u>2017 Budget</u>
<b>Cash Balance (Deficit), January 1</b>	\$ 31,079	\$ 69,966	\$ 102,151	\$ 142,351
<b>Project Inflows:</b>				
County Grants	-	-	-	-
Interest on Investments	515	500	500	250
Revenue - Impact Fees	-	-	-	-
Park Dev. / Impact Fees	149,376	50,000	113,250	25,000
General Obligation Debt	-	-	-	-
Revenue Bonds	-	-	-	-
Federal Grants	4,251	3,570	3,570	-
<b>Total Inflows:</b>	<u>\$ 154,142</u>	<u>\$ 54,070</u>	<u>\$ 117,320</u>	<u>\$ 25,250</u>
<b>Project Outflows:</b>				
Advances - Principal	-	-	-	-
Advances - Interest	-	-	-	-
Land and Land Improvements	-	-	-	-
Major Streets	-	-	-	-
Storm Utility	-	-	-	-
Sewer Utility	-	-	-	-
Debt Service - Principal	69,968	69,968	69,968	69,968
Debt Service - Interest	13,102	7,152	7,152	5,560
Development and Plan	-	-	-	-
Equipment	-	-	-	-
Buildings	-	-	-	-
Other	-	-	-	-
<b>Total Outflows:</b>	<u>\$ 83,070</u>	<u>\$ 77,119</u>	<u>\$ 77,119</u>	<u>\$ 75,527</u>
<b>Annual Net Cash Flow</b>	<u>\$ 71,072</u>	<u>\$ (23,049)</u>	<u>\$ 40,201</u>	<u>\$ (50,277)</u>
<b>Cash Balance (Deficit), December 31</b>	<u>\$ 102,151</u>	<u>\$ 46,917</u>	<u>\$ 142,351</u>	<u>\$ 92,074</u>

**Impact Fees**  
**12405104 Parks - Yahara Hills**

	<u>2015 Actual</u>	<u>2016 Budget</u>	<u>2016 Projected</u>	<u>2017 Budget</u>
<b>Cash Balance (Deficit), January 1</b>	\$ 255,987	\$ 36,987	\$ 52,023	\$ 7,023
<b>Project Inflows:</b>				
County Grants	-	-	-	-
Interest on Investments	1,373	-	-	20
Revenue - Impact Fees	-	-	-	-
Park Dev. / Impact Fees	44,450	20,000	10,000	20,000
General Obligation Debt	-	-	-	-
Revenue Bonds	-	-	-	-
Other	-	-	-	-
<b>Total Inflows:</b>	<u>\$ 45,823</u>	<u>\$ 20,000</u>	<u>\$ 10,000</u>	<u>\$ 20,020</u>
<b>Project Outflows:</b>				
Advances - Principal	-	-	-	-
Advances - Interest	-	-	-	-
Land and Land Improvements	249,787	65,000	55,000	20,000
Major Streets	-	-	-	-
Storm Utility	-	-	-	-
Sewer Utility	-	-	-	-
Debt Service - Principal	-	-	-	-
Debt Service - Interest	-	-	-	-
Development and Plan	-	-	-	-
Equipment	-	-	-	-
Buildings	-	-	-	-
Other	-	-	-	-
<b>Total Outflows:</b>	<u>\$ 249,787</u>	<u>\$ 65,000</u>	<u>\$ 55,000</u>	<u>\$ 20,000</u>
<b>Annual Net Cash Flow</b>	<u>\$ (203,964)</u>	<u>\$ (45,000)</u>	<u>\$ (45,000)</u>	<u>\$ 20</u>
<b>Cash Balance (Deficit), December 31</b>	<u>\$ 52,023</u>	<u>\$ (8,013)</u>	<u>\$ 7,023</u>	<u>\$ 7,043</u>

Includes 2016 amounts as follows:

Project #22, Park Land Improvements, Shelters Junction Owl Worthington	cash	<u>\$ 65,000</u>
		<u>\$ 65,000</u>

Includes 2017 amounts as follows:

**Parks Division:**

Park Land Improvements, Shelters Junction Owl Worthington (Reauth)	cash	\$ 10,000
Park Land Improvements, Ski Trails Yahara	cash	\$ 10,000
		<u>\$ 20,000</u>

**Impact Fees**  
**12405105 Parks - Olbrich**

	<u>2015 Actual</u>	<u>2016 Budget</u>	<u>2016 Projected</u>	<u>2017 Budget</u>
<b>Cash Balance (Deficit), January 1</b>	\$ (10,657)	\$ 44,343	\$ 43,643	\$ 165,720
<b>Project Inflows:</b>				
County Grants	-	-	-	-
Interest on Investments	182	-	100	100
Revenue - Impact Fees	-	-	-	-
Park Dev. / Impact Fees	54,122	10,000	121,977	40,000
General Obligation Debt	-	-	-	-
Revenue Bonds	-	-	-	-
Other	-	-	-	-
<b>Total Inflows:</b>	<u>\$ 54,304</u>	<u>\$ 10,000</u>	<u>\$ 122,077</u>	<u>\$ 40,100</u>
<b>Project Outflows:</b>				
Advances - Principal	-	-	-	-
Advances - Interest	4	-	-	-
Land and Land Improvements	-	-	-	145,000
Major Streets	-	-	-	-
Storm Utility	-	-	-	-
Sewer Utility	-	-	-	-
Debt Service - Principal	-	-	-	-
Debt Service - Interest	-	-	-	-
Development and Plan	-	-	-	-
Equipment	-	-	-	-
Buildings	-	-	-	-
Other	-	-	-	-
<b>Total Outflows:</b>	<u>\$ 4</u>	<u>\$ -</u>	<u>\$ -</u>	<u>\$ 145,000</u>
<b>Annual Net Cash Flow</b>	<u>\$ 54,300</u>	<u>\$ 10,000</u>	<u>\$ 122,077</u>	<u>\$ (104,900)</u>
<b>Cash Balance (Deficit), December 31</b>	<u>\$ 43,643</u>	<u>\$ 54,343</u>	<u>\$ 165,720</u>	<u>\$ 60,820</u>

Includes 2017 amounts as follows:

**Parks Division:**

Parks Facility Improvements, Field Irrigation Olbrich	cash	\$ 15,000
Park Land Improvements, Courts Tennis	cash	\$ 10,000
Playground/Accessibility Improvements, Playgrounds Group 3	cash	\$ 100,000
Playground/Accessibility Improvements, Playground Improvements	cash	\$ 20,000
		<u>\$ 145,000</u>

**Impact Fees**  
**12405106 Parks - Law - Tenney**

	<u>2015 Actual</u>	<u>2016 Budget</u>	<u>2016 Projected</u>	<u>2017 Budget</u>
<b>Cash Balance (Deficit), January 1</b>	\$ (147,572)	\$ (269,189)	\$ (117,438)	\$ 164,341
<b>Project Inflows:</b>				
County Grants	-	-	-	-
Interest on Investments	(678)	-	-	-
Revenue - Impact Fees	-	-	-	-
Park Dev. / Impact Fees	283,496	275,000	312,976	300,000
General Obligation Debt	-	-	-	-
Revenue Bonds	-	-	-	-
Other	-	-	-	-
<b>Total Inflows:</b>	<u>\$ 282,817</u>	<u>\$ 275,000</u>	<u>\$ 312,976</u>	<u>\$ 300,000</u>
<b>Project Outflows:</b>				
Advances - Principal	-	-	-	-
Advances - Interest	51	-	-	-
Land and Land Improvements	226,016	110,000	5,000	270,000
Major Streets	-	-	-	-
Storm Utility	-	-	-	-
Sewer Utility	-	-	-	-
Debt Service - Principal	20,017	19,998	19,998	19,998
Debt Service - Interest	6,600	6,199	6,199	5,799
Development and Plan	-	-	-	-
Equipment	-	-	-	-
Buildings	-	-	-	250,000
Other	-	-	-	-
<b>Total Outflows:</b>	<u>\$ 252,684</u>	<u>\$ 136,197</u>	<u>\$ 31,197</u>	<u>\$ 545,798</u>
<b>Annual Net Cash Flow</b>	<u>\$ 30,134</u>	<u>\$ 138,803</u>	<u>\$ 281,779</u>	<u>\$ (245,798)</u>
<b>Cash Balance (Deficit), December 31</b>	<u>\$ (117,438)</u>	<u>\$ (130,386)</u>	<u>\$ 164,341</u>	<u>\$ (81,457)</u>

Includes 2016 amounts as follows:

Project #22, Park Land Improvements, Paving Bowman Burr Jones Park	cash	\$ 70,000
Project #22, Park Land Improvements, Reynolds Park	cash	\$ 40,000
		<u>\$ 110,000</u>

Includes 2017 amounts as follows:

**Parks Division:**

Park Land Improvements, Reynolds Park (Reauthorized)	cash	\$ 40,000
Park Land Improvements, Paving Bowman Burr Jones Park (Reauthorized)	cash	\$ 70,000
Breese Stevens Improvements	cash	\$ 200,000
Conservation Parks Improvements, Yahara River Historic Landscape	cash	\$ 20,000
Parks Facility Improvements, Gates of Heaven Improvements	cash	\$ 50,000
Playground/Accessibility Improvements, Playgrounds Group 3	cash	\$ 65,000
		<u>\$ 445,000</u>

**Impact Fees**  
**12405107 Parks - Vilas - Brittingham**

	<u>2015 Actual</u>	<u>2016 Budget</u>	<u>2016 Projected</u>	<u>2017 Budget</u>
<b>Cash Balance (Deficit), January 1</b>	\$ 1,202,189	\$ 1,207,189	\$ 1,583,379	\$ 1,557,504
<b>Project Inflows:</b>				
County Grants	-	-	-	-
Interest on Investments	7,838	5,025	5,025	2,500
Revenue - Impact Fees	-	-	-	-
Park Dev. / Impact Fees	586,692	200,000	60,100	100,000
General Obligation Debt	-	-	-	-
Revenue Bonds	-	-	-	-
Other	-	-	-	-
<b>Total Inflows:</b>	<u>\$ 594,530</u>	<u>\$ 205,025</u>	<u>\$ 65,125</u>	<u>\$ 102,500</u>
<b>Project Outflows:</b>				
Advances - Principal	-	-	-	-
Advances - Interest	-	-	-	-
Land and Land Improvements	213,340	618,000	91,000	1,387,000
Major Streets	-	-	-	-
Storm Utility	-	-	-	-
Sewer Utility	-	-	-	-
Debt Service - Principal	-	-	-	-
Debt Service - Interest	-	-	-	-
Development and Plan	-	-	-	-
Equipment	-	-	-	-
Buildings	-	-	-	80,000
Other	-	-	-	-
<b>Total Outflows:</b>	<u>\$ 213,340</u>	<u>\$ 618,000</u>	<u>\$ 91,000</u>	<u>\$ 1,467,000</u>
<b>Annual Net Cash Flow</b>	<u>\$ 381,190</u>	<u>\$ (412,975)</u>	<u>\$ (25,875)</u>	<u>\$ (1,364,500)</u>
<b>Cash Balance (Deficit), December 31</b>	<u>\$ 1,583,379</u>	<u>\$ 794,214</u>	<u>\$ 1,557,504</u>	<u>\$ 193,004</u>

Includes 2016 amounts as follows:

Project #25, Playground/Accessibility (Brittingham Park) (Reauthorized)	cash	\$ 140,000
Project #4, Brittingham Park Improvements 2016	cash	\$ 200,000
Project #4, Brittingham Park Improvements, Sidewalk	cash	\$ 165,000
Project #25, Playground/Accessibility Improvements, Playgrounds Brittingham	cash	<u>\$ 113,000</u>
		<u>\$ 618,000</u>

Includes 2017 amounts as follows:

**Parks Division:**

Playground/Accessibility (Brittingham Park) (Reauthorized)	cash	\$ 252,000
Brittingham Park Improvements 2016 (Reauthorized)	cash	\$ 275,000
Beach and Shoreline Improve., Shoreline Improvements Wingra	cash	\$ 50,000
Parks Facility Improvements, Beach Boat Shelter Improvements	cash	\$ 80,000
Park Land Improvements, Fencing	cash	\$ 10,000
Vilas Park Improvements	cash	<u>\$ 800,000</u>
		<u>1,467,000</u>

**Impact Fees**  
**12405108 Parks Olin - Turville**

	<u>2015 Actual</u>	<u>2016 Budget</u>	<u>2016 Projected</u>	<u>2017 Budget</u>
<b>Cash Balance (Deficit), January 1</b>	\$ 56,106	\$ 31,346	\$ 87,033	\$ 42,633
<b>Project Inflows:</b>				
County Grants	-	-	-	-
Interest on Investments	345	600	600	150
Revenue - Impact Fees	-	-	-	-
Park Dev. / Impact Fees	55,521	10,000	10,000	10,000
General Obligation Debt	-	-	-	-
Revenue Bonds	-	-	-	-
Other	-	-	-	-
<b>Total Inflows:</b>	<u>\$ 55,867</u>	<u>\$ 10,600</u>	<u>\$ 10,600</u>	<u>\$ 10,150</u>
<b>Project Outflows:</b>				
Advances - Principal	-	-	-	-
Advances - Interest	-	-	-	-
Land and Land Improvements	24,940	60,000	55,000	35,000
Major Streets	-	-	-	-
Storm Utility	-	-	-	-
Sewer Utility	-	-	-	-
Debt Service - Principal	-	-	-	-
Debt Service - Interest	-	-	-	-
Development and Plan	-	-	-	-
Equipment	-	-	-	-
Buildings	-	-	-	-
Other	-	-	-	-
<b>Total Outflows:</b>	<u>\$ 24,940</u>	<u>\$ 60,000</u>	<u>\$ 55,000</u>	<u>\$ 35,000</u>
<b>Annual Net Cash Flow</b>	<u>\$ 30,927</u>	<u>\$ (49,400)</u>	<u>\$ (44,400)</u>	<u>\$ (24,850)</u>
<b>Cash Balance (Deficit), December 31</b>	<u>\$ 87,033</u>	<u>\$ (18,054)</u>	<u>\$ 42,633</u>	<u>\$ 17,783</u>

Includes 2016 amounts as follows:

Project # 25, Playground/Accessibility Improvements, Playgrounds Group 1	cash	<u>\$ 60,000</u>
		<u>\$ 60,000</u>

Includes 2017 amounts as follows:

**Parks Division:**

Project # 25, Playground/Accessibility Improvements, Playgrounds Group 1 (Reauthorized)	cash	\$ 5,000
Park Land Improvements, Fencing	cash	<u>\$ 30,000</u>
		<u>\$ 35,000</u>

**Impact Fees**  
**12405109 Parks - Garner**

	<u>2015 Actual</u>	<u>2016 Budget</u>	<u>2016 Projected</u>	<u>2017 Budget</u>
<b>Cash Balance (Deficit), January 1</b>	\$ 73,362	\$ 56,662	\$ 69,187	\$ 34,537
<b>Project Inflows:</b>				
County Grants	-	-	-	-
Interest on Investments	381	350	350	75
Revenue - Impact Fees	-	-	-	-
Park Dev. / Impact Fees	1,059	5,000	5,000	5,000
General Obligation Debt	-	-	-	-
Revenue Bonds	-	-	-	-
Other	-	-	-	-
<b>Total Inflows:</b>	<u>\$ 1,440</u>	<u>\$ 5,350</u>	<u>\$ 5,350</u>	<u>\$ 5,075</u>
<b>Project Outflows:</b>				
Advances - Principal	-	-	-	-
Advances - Interest	-	-	-	-
Land and Land Improvements	-	55,000	40,000	35,000
Major Streets	-	-	-	-
Storm Utility	-	-	-	-
Sewer Utility	-	-	-	-
Debt Service - Principal	-	-	-	-
Debt Service - Interest	-	-	-	-
Development and Plan	-	-	-	-
Equipment	-	-	-	-
Buildings	5,615	-	-	-
Other	-	-	-	-
<b>Total Outflows:</b>	<u>\$ 5,615</u>	<u>\$ 55,000</u>	<u>\$ 40,000</u>	<u>\$ 35,000</u>
<b>Annual Net Cash Flow</b>	<u>\$ (4,175)</u>	<u>\$ (49,650)</u>	<u>\$ (34,650)</u>	<u>\$ (29,925)</u>
<b>Cash Balance (Deficit), December 31</b>	<u>\$ 69,187</u>	<u>\$ 7,012</u>	<u>\$ 34,537</u>	<u>\$ 4,612</u>

Includes 2016 amounts as follows:

Project #22, Park Land Improvements, Paths Quarry Tenney Westmorland	cash	\$ 25,000
Project #22, Park Land Improvements, Pickleball Complex	cash	\$ 20,000
Project #22, Park Land Improvements, Fencing Demetral Hoyt	cash	\$ 10,000
		<u>\$ 55,000</u>

Includes 2017 amounts as follows:

**Parks Division:**

Park Land Improvements, Pickleball Complex (Reauthorized)	cash	\$ 15,000
Park Land Improvements, Paths - Garner	cash	\$ 10,000
Playground/Accessibility Improvements, Playgrounds Group 2	cash	\$ 10,000
		<u>\$ 35,000</u>

**Impact Fees**  
**12405110 Parks - Far West**

	<u>2015 Actual</u>	<u>2016 Budget</u>	<u>2016 Projected</u>	<u>2017 Budget</u>
<b>Cash Balance (Deficit), January 1</b>	\$ 337,517	\$ 350,017	\$ 460,923	\$ 383,423
<b>Project Inflows:</b>				
County Grants	-	-	-	-
Interest on Investments	2,212	2,500	2,500	1,500
Revenue - Impact Fees	-	-	-	-
Park Dev. / Impact Fees	191,870	25,000	65,000	25,000
General Obligation Debt	-	-	-	-
Revenue Bonds	-	-	-	-
Other	-	-	-	-
<b>Total Inflows:</b>	<u>\$ 194,081</u>	<u>\$ 27,500</u>	<u>\$ 67,500</u>	<u>\$ 26,500</u>
<b>Project Outflows:</b>				
Advances - Principal	-	-	-	-
Advances - Interest	-	-	-	-
Land and Land Improvements	70,675	175,000	80,000	137,000
Major Streets	-	-	-	-
Storm Utility	-	-	-	-
Sewer Utility	-	-	-	-
Debt Service - Principal	-	-	-	-
Debt Service - Interest	-	-	-	-
Development and Plan	-	-	-	-
Equipment	-	-	-	-
Buildings	-	-	65,000	85,000
Other	-	-	-	-
<b>Total Outflows:</b>	<u>\$ 70,675</u>	<u>\$ 175,000</u>	<u>\$ 145,000</u>	<u>\$ 222,000</u>
<b>Annual Net Cash Flow</b>	<u>\$ 123,406</u>	<u>\$ (147,500)</u>	<u>\$ (77,500)</u>	<u>\$ (195,500)</u>
<b>Cash Balance (Deficit), December 31</b>	<u>\$ 460,923</u>	<u>\$ 202,517</u>	<u>\$ 383,423</u>	<u>\$ 187,923</u>

Includes 2016 amounts as follows:

Project #5, Neighborhood Park Improvements (Junction Ridge Park) (Reauthorized)	cash	\$ 80,000
Project #22, Park Land Improvements, Shelters Junction Owl Worthington	cash	\$ 75,000
Project #22, Park Land Improvements, Land Management	cash	<u>\$ 20,000</u>
		<u>\$ 175,000</u>

Includes 2017 amounts as follows:

**Parks Division:**

Park Land Improvements, Shelters Junction Owl Worthington (Reauthorized)	cash	\$ 10,000
Park Land Improvements, Land Management (Reauthorized)	cash	\$ 20,000
Park Land Improvements, Developer Agreements	cash	\$ 10,000
Park Land Improvements, Park Landscaping	cash	\$ 12,000
Park Land Improvements, Paths - Junction Ridge	cash	\$ 20,000
Park Land Improvements, Shelters Sauk Creek	cash	\$ 75,000
Playground/Accessibility Improvements, Playground Group 1	cash	<u>\$ 75,000</u>
		<u>\$ 222,000</u>



**Impact Fees**  
**12405111 Parks - Elver**

	<u>2015 Actual</u>	<u>2016 Budget</u>	<u>2016 Projected</u>	<u>2017 Budget</u>
<b>Cash Balance (Deficit), January 1</b>	\$ 816,373	\$ 550,773	\$ 610,842	\$ 564,647
<b>Project Inflows:</b>				
County Grants	-	-	-	-
Interest on Investments	3,673	4,000	4,000	900
Revenue - Impact Fees	-	-	-	-
Park Dev. / Impact Fees	221,897	100,000	209,805	100,000
General Obligation Debt	-	-	-	-
Revenue Bonds	-	-	-	-
Other	-	-	-	-
<b>Total Inflows:</b>	<u>\$ 225,571</u>	<u>\$ 104,000</u>	<u>\$ 213,805</u>	<u>\$ 100,900</u>
<b>Project Outflows:</b>				
Advances - Principal	-	-	-	-
Advances - Interest	-	-	-	-
Land and Land Improvements	431,102	555,000	260,000	570,000
Major Streets	-	-	-	-
Storm Utility	-	-	-	-
Sewer Utility	-	-	-	-
Debt Service - Principal	-	-	-	-
Debt Service - Interest	-	-	-	-
Development and Plan	-	-	-	-
Equipment	-	-	-	-
Buildings	-	-	-	-
Other	-	-	-	-
<b>Total Outflows:</b>	<u>\$ 431,102</u>	<u>\$ 555,000</u>	<u>\$ 260,000</u>	<u>\$ 570,000</u>
<b>Annual Net Cash Flow</b>	<u>\$ (205,531)</u>	<u>\$ (451,000)</u>	<u>\$ (46,195)</u>	<u>\$ (469,100)</u>
<b>Cash Balance (Deficit), December 31</b>	<u>\$ 610,842</u>	<u>\$ 99,773</u>	<u>\$ 564,647</u>	<u>\$ 95,547</u>

Includes 2016 amounts as follows:

Project #12, Park Ridge Neighborhood (Park Ridge Neigh. Park) (Reauthorized)	cash	\$ 150,000
Project #22, Park Land Improvements, Cardinal Glenn Improvements	cash	\$ 300,000
Project #22, Park Land Improvements, Planning Development	cash	\$ 20,000
Project #22, Park Land Improvements, Tennis Bordner Britt Hueg Tenney	cash	\$ 10,000
Project #25, Playground/Accessibility Improvements, Playgrounds Group 1	cash	\$ 75,000
		<u>\$ 555,000</u>

Includes 2017 amounts as follows:

**Parks Division:**

Project #12, Park Ridge Neighborhood (Park Ridge Neigh. Park) (Reauthorized)	cash	\$ 150,000
Park Land Improvements, Planning Development (Reauthorized)	cash	\$ 15,000
Park Land Improvements, Cardinal Glenn Improvements (Reauthorized)	cash	\$ 130,000
Park Land Improvements, Paths Court Waldorf	cash	\$ 50,000
Park Land Improvements, Ski Trails Elver	cash	\$ 25,000
Playground/Accessibility Improvements, Playgrounds Group 1	cash	\$ 200,000
		<u>\$ 570,000</u>

**Impact Fees**  
**12405112 Parks - Citywide Parkland Fee**

	<u>2015 Actual</u>	<u>2016 Budget</u>	<u>2016 Projected</u>	<u>2017 Budget</u>
<b>Cash Balance (Deficit), January 1</b>	\$ 7,232,815	\$ 8,135,815	\$ 10,012,114	\$ 12,060,254
<b>Project Inflows:</b>				
County Grants	-	-	-	-
Interest on Investments	46,670	28,140	28,140	20,000
Revenue - Impact Fees	-	-	-	-
Park Dev. / Impact Fees	4,158,798	1,900,000	2,520,000	1,900,000
General Obligation Debt	-	-	-	-
Revenue Bonds	-	-	-	-
State Grant	100,000	-	-	-
<b>Total Inflows:</b>	<u>\$ 4,305,468</u>	<u>\$ 1,928,140</u>	<u>\$ 2,548,140</u>	<u>\$ 1,920,000</u>
<b>Project Outflows:</b>				
Advances - Principal	-	-	-	-
Advances - Interest	-	-	-	-
Land and Land Improvements	1,526,169	8,200,000	500,000	8,230,000
Major Streets	-	-	-	-
Storm Utility	-	-	-	-
Sewer Utility	-	-	-	-
Debt Service - Principal	-	-	-	-
Debt Service - Interest	-	-	-	-
Development and Plan	-	-	-	-
Equipment	-	-	-	-
Buildings	-	-	-	-
Other	-	-	-	-
<b>Total Outflows:</b>	<u>\$ 1,526,169</u>	<u>\$ 8,200,000</u>	<u>\$ 500,000</u>	<u>\$ 8,230,000</u>
<b>Annual Net Cash Flow</b>	<u>\$ 2,779,299</u>	<u>\$ (6,271,860)</u>	<u>\$ 2,048,140</u>	<u>\$ (6,310,000)</u>
<b>Cash Balance (Deficit), December 31</b>	<u>\$ 10,012,114</u>	<u>\$ 1,863,955</u>	<u>\$ 12,060,254</u>	<u>\$ 5,750,254</u>

Includes 2016 amounts as follows:

Project #23, Central Park (Reauthorization)	cash	\$ 500,000
Project #17, Land Acquisition, Land Acquisition Project 2	cash	\$ 100,000
Project #17, Land Acquisition, Land Acquisition Project 1	cash	\$ 100,000
Project #17, Land Acquisition, Downtown Park	cash	\$ 7,500,000
		<u>\$ 8,200,000</u>

Includes 2017 amounts as follows:

**Parks Division:**

Central Park (Reauthorization)	cash	\$ 480,000
Land Acquisition, Downtown Park (Reauthorized)	cash	\$ 7,500,000
Land Acquisition, Land Acquisition Project 1	cash	\$ 100,000
Land Acquisition, Land Acquisition Project 2	cash	\$ 100,000
Land Acquisition, Land Acquisition Project 3	cash	\$ 50,000
		<u>\$ 8,230,000</u>

**Impact Fees  
Engineering Subtotal**

	<u>2015 Actual</u>	<u>2016 Budget</u>	<u>2016 Projected</u>	<u>2017 Budget</u>
<b>Cash Balance (Deficit), January 1</b>	\$ (3,820,007)	\$ (4,819,559)	\$ (5,769,131)	\$ (4,070,845)
<b>Project Inflows:</b>				
County Grants	-	-	-	-
Interest on Investments	(18,100)	-	-	-
Revenue - Impact Fees	438,368	300,500	375,000	1,227,500
Park Dev. / Impact Fees	-	-	-	-
General Obligation Debt	-	1,170,000	1,170,000	-
Revenue Bonds	-	-	-	-
Other	74,708	2,731	2,731	2,830
<b>Total Inflows:</b>	<u>\$ 494,976</u>	<u>\$ 1,473,231</u>	<u>\$ 1,547,731</u>	<u>\$ 1,230,330</u>
<b>Project Outflows:</b>				
Advances - Principal	-	-	-	-
Advances - Interest	1,406	24,900	21,750	21,600
Land and Land Improvements	-	-	-	-
Major Streets	-	-	-	-
Storm Utility	-	720,000	-	-
Sewer Utility	1,073,293	450,000	570,500	890,000
Debt Service - Principal	224,351	246,288	246,288	246,245
Debt Service - Interest	71,757	62,200	62,200	54,631
Development and Plan	-	-	-	-
Equipment	-	-	-	-
Buildings	-	-	-	-
Other	1,073,293	-	-	-
<b>Total Outflows:</b>	<u>\$ 2,444,100</u>	<u>\$ 1,503,388</u>	<u>\$ 900,738</u>	<u>\$ 1,212,476</u>
<b>Annual Net Cash Flow</b>	<u>\$ (1,949,124)</u>	<u>\$ (30,157)</u>	<u>\$ 646,993</u>	<u>\$ 17,854</u>
<b>Cash Balance (Deficit), December 31</b>	<u>\$ (5,769,131)</u>	<u>\$ (4,849,716)</u>	<u>\$ (5,122,138)</u>	<u>\$ (4,052,991)</u>

**Impact Fees**  
**12404020 Engr. - Door Creek North Phase 2**

	<u>2015 Actual</u>	<u>2016 Budget</u>	<u>2016 Projected</u>	<u>2017 Budget</u>
<b>Cash Balance (Deficit), January 1</b>	\$ (889,215)	\$ (814,215)	\$ (784,331)	\$ (716,731)
<b>Project Inflows:</b>				
County Grants	-	-	-	-
Interest on Investments	(4,058)	-	-	-
Revenue - Impact Fees	109,250	65,000	72,000	70,000
Park Dev. / Impact Fees	-	-	-	-
General Obligation Debt	-	-	-	-
Revenue Bonds	-	-	-	-
Other	-	-	-	-
<b>Total Inflows:</b>	<u>\$ 105,191</u>	<u>\$ 65,000</u>	<u>\$ 72,000</u>	<u>\$ 70,000</u>
<b>Project Outflows:</b>				
Advances - Principal	-	-	-	-
Advances - Interest	307	4,500	4,400	4,400
Land and Land Improvements	-	-	-	-
Major Streets	-	-	-	-
Storm Utility	-	-	-	-
Sewer Utility	-	-	-	-
Debt Service - Principal	-	-	-	-
Debt Service - Interest	-	-	-	-
Development and Plan	-	-	-	-
Equipment	-	-	-	-
Buildings	-	-	-	-
Other	-	-	-	-
<b>Total Outflows:</b>	<u>\$ 307</u>	<u>\$ 4,500</u>	<u>\$ 4,400</u>	<u>\$ 4,400</u>
<b>Annual Net Cash Flow</b>	<u>\$ 104,884</u>	<u>\$ 60,500</u>	<u>\$ 67,600</u>	<u>\$ 65,600</u>
<b>Cash Balance (Deficit), December 31</b>	<u>\$ (784,331)</u>	<u>\$ (753,715)</u>	<u>\$ (716,731)</u>	<u>\$ (651,131)</u>

**Impact Fees**  
**12404021 Engr. - Valley View Road**

	<u>2015 Actual</u>	<u>2016 Budget</u>	<u>2016 Projected</u>	<u>2017 Budget</u>
<b>Cash Balance (Deficit), January 1</b>	\$ (616,308)	\$ (633,951)	\$ (633,022)	\$ (647,282)
<b>Project Inflows:</b>				
County Grants	-	-	-	-
Interest on Investments	(3,033)	-	-	-
Revenue - Impact Fees	11,102	7,500	12,000	10,000
Park Dev. / Impact Fees	-	-	-	-
General Obligation Debt	-	-	-	-
Revenue Bonds	-	-	-	-
Federal Grants	1,235	1,178	1,178	1,200
<b>Total Inflows:</b>	<u>\$ 9,304</u>	<u>\$ 8,678</u>	<u>\$ 13,178</u>	<u>\$ 11,200</u>
<b>Project Outflows:</b>				
Advances - Principal	-	-	-	-
Advances - Interest	213	3,500	3,250	3,250
Land and Land Improvements	-	-	-	-
Major Streets	-	-	-	-
Storm Utility	-	-	-	-
Sewer Utility	-	-	-	-
Debt Service - Principal	22,000	22,000	22,000	22,000
Debt Service - Interest	3,806	2,188	2,188	1,859
Development and Plan	-	-	-	-
Equipment	-	-	-	-
Buildings	-	-	-	-
Other	-	-	-	-
<b>Total Outflows:</b>	<u>\$ 26,019</u>	<u>\$ 27,688</u>	<u>\$ 27,438</u>	<u>\$ 27,109</u>
<b>Annual Net Cash Flow</b>	<u>\$ (16,714)</u>	<u>\$ (19,010)</u>	<u>\$ (14,260)</u>	<u>\$ (15,909)</u>
<b>Cash Balance (Deficit), December 31</b>	<u>\$ (633,022)</u>	<u>\$ (652,961)</u>	<u>\$ (647,282)</u>	<u>\$ (663,191)</u>

**Impact Fees**  
**12404022 Engr. - Upper Badger Mill Creek**

	<u>2015 Actual</u>	<u>2016 Budget</u>	<u>2016 Projected</u>	<u>2017 Budget</u>
<b>Cash Balance (Deficit), January 1</b>	\$ (112,394)	\$ (102,044)	\$ (100,694)	\$ (95,294)
<b>Project Inflows:</b>				
County Grants	-	-	-	-
Interest on Investments	(510)	-	-	-
Revenue - Impact Fees	12,249	8,000	6,000	7,500
Park Dev. / Impact Fees	-	-	-	-
General Obligation Debt	-	-	-	-
Revenue Bonds	-	-	-	-
Other	-	-	-	-
<b>Total Inflows:</b>	<u>\$ 11,739</u>	<u>\$ 8,000</u>	<u>\$ 6,000</u>	<u>\$ 7,500</u>
<b>Project Outflows:</b>				
Advances - Principal	-	-	-	-
Advances - Interest	39	600	600	600
Land and Land Improvements	-	-	-	-
Major Streets	-	-	-	-
Storm Utility	-	-	-	-
Sewer Utility	-	-	-	-
Debt Service - Principal	-	-	-	-
Debt Service - Interest	-	-	-	-
Development and Plan	-	-	-	-
Equipment	-	-	-	-
Buildings	-	-	-	-
Other	-	-	-	-
<b>Total Outflows:</b>	<u>\$ 39</u>	<u>\$ 600</u>	<u>\$ 600</u>	<u>\$ 600</u>
<b>Annual Net Cash Flow</b>	<u>\$ 11,700</u>	<u>\$ 7,400</u>	<u>\$ 5,400</u>	<u>\$ 6,900</u>
<b>Cash Balance (Deficit), December 31</b>	<u>\$ (100,694)</u>	<u>\$ (94,644)</u>	<u>\$ (95,294)</u>	<u>\$ (88,394)</u>

**Impact Fees**  
**12404023 Engr. - Felland Road Impact Fee**

	<u>2015 Actual</u>	<u>2016 Budget</u>	<u>2016 Projected</u>	<u>2017 Budget</u>
<b>Cash Balance (Deficit), January 1</b>	\$ (1,692,603)	\$ (1,702,603)	\$ (1,701,536)	\$ (1,709,536)
<b>Project Inflows:</b>				
County Grants	-	-	-	-
Interest on Investments	(8,348)	-	-	-
Revenue - Impact Fees	-	40,000	-	-
Park Dev. / Impact Fees	-	-	-	-
General Obligation Debt	-	-	-	-
Revenue Bonds	-	-	-	-
Other	-	-	-	-
<b>Total Inflows:</b>	<u>\$ (8,348)</u>	<u>\$ 40,000</u>	<u>\$ -</u>	<u>\$ -</u>
<b>Project Outflows:</b>				
Advances - Principal	-	-	-	-
Advances - Interest	585	10,000	8,000	8,000
Land and Land Improvements	-	-	-	-
Major Streets	-	-	-	-
Storm Utility	-	-	-	-
Sewer Utility	-	-	-	-
Debt Service - Principal	-	-	-	-
Debt Service - Interest	-	-	-	-
Development and Plan	-	-	-	-
Equipment	-	-	-	-
Buildings	-	-	-	-
Other	-	-	-	-
<b>Total Outflows:</b>	<u>\$ 585</u>	<u>\$ 10,000</u>	<u>\$ 8,000</u>	<u>\$ 8,000</u>
<b>Annual Net Cash Flow</b>	<u>\$ (8,933)</u>	<u>\$ 30,000</u>	<u>\$ (8,000)</u>	<u>\$ (8,000)</u>
<b>Cash Balance (Deficit), December 31</b>	<u>\$ (1,701,536)</u>	<u>\$ (1,672,603)</u>	<u>\$ (1,709,536)</u>	<u>\$ (1,717,536)</u>

**Impact Fees**  
**12404024 Engr. - Elderberry Neighborhood**

	<u>2015 Actual</u>	<u>2016 Budget</u>	<u>2016 Projected</u>	<u>2017 Budget</u>
<b>Cash Balance (Deficit), January 1</b>	\$ (258,052)	\$ (229,252)	\$ (223,195)	\$ (149,395)
<b>Project Inflows:</b>				
County Grants	-	-	-	-
Interest on Investments	(1,166)	-	-	-
Revenue - Impact Fees	36,112	30,000	75,000	50,000
Park Dev. / Impact Fees	-	-	-	-
General Obligation Debt	-	-	-	-
Revenue Bonds	-	-	-	-
Other	-	-	-	-
<b>Total Inflows:</b>	<u>\$ 34,945</u>	<u>\$ 30,000</u>	<u>\$ 75,000</u>	<u>\$ 50,000</u>
<b>Project Outflows:</b>				
Advances - Principal	-	-	-	-
Advances - Interest	88	1,000	1,200	1,250
Land and Land Improvements	-	-	-	-
Major Streets	-	-	-	-
Storm Utility	-	-	-	-
Sewer Utility	-	-	-	-
Debt Service - Principal	-	-	-	-
Debt Service - Interest	-	-	-	-
Development and Plan	-	-	-	-
Equipment	-	-	-	-
Buildings	-	-	-	-
Other	-	-	-	-
<b>Total Outflows:</b>	<u>\$ 88</u>	<u>\$ 1,000</u>	<u>\$ 1,200</u>	<u>\$ 1,250</u>
<b>Annual Net Cash Flow</b>	<u>\$ 34,857</u>	<u>\$ 29,000</u>	<u>\$ 73,800</u>	<u>\$ 48,750</u>
<b>Cash Balance (Deficit), December 31</b>	<u>\$ (223,195)</u>	<u>\$ (200,252)</u>	<u>\$ (149,395)</u>	<u>\$ (100,645)</u>



**Impact Fees**  
**12404025 Engr. - Northeast Neighborhood**

	<u>2015 Actual</u>	<u>2016 Budget</u>	<u>2016 Projected</u>	<u>2017 Budget</u>
<b>Cash Balance (Deficit), January 1</b>	\$ (484,870)	\$ (517,644)	\$ (519,865)	\$ (552,996)
<b>Project Inflows:</b>				
County Grants	-	-	-	-
Interest on Investments	(2,438)	-	-	-
Revenue - Impact Fees	-	-	-	-
Park Dev. / Impact Fees	-	-	-	-
General Obligation Debt	-	-	-	-
Revenue Bonds	-	-	-	-
Federal Grants	1,628	1,553	1,553	1,630
<b>Total Inflows:</b>	<u>\$ (811)</u>	<u>\$ 1,553</u>	<u>\$ 1,553</u>	<u>\$ 1,630</u>
<b>Project Outflows:</b>				
Advances - Principal	-	-	-	-
Advances - Interest	168	2,800	2,800	2,600
Land and Land Improvements	-	-	-	-
Major Streets	-	-	-	-
Storm Utility	-	-	-	-
Sewer Utility	-	-	-	-
Debt Service - Principal	29,000	29,000	29,000	29,000
Debt Service - Interest	5,017	2,884	2,884	2,450
Development and Plan	-	-	-	-
Equipment	-	-	-	-
Buildings	-	-	-	-
Other	-	-	-	-
<b>Total Outflows:</b>	<u>\$ 34,185</u>	<u>\$ 34,684</u>	<u>\$ 34,684</u>	<u>\$ 34,050</u>
<b>Annual Net Cash Flow</b>	<u>\$ (34,995)</u>	<u>\$ (33,131)</u>	<u>\$ (33,131)</u>	<u>\$ (32,420)</u>
<b>Cash Balance (Deficit), December 31</b>	<u>\$ (519,865)</u>	<u>\$ (550,775)</u>	<u>\$ (552,996)</u>	<u>\$ (585,417)</u>

**Impact Fees**  
**12404026 Engr. - Lower Badger Mill Creek Sanitary Sewer and Stormwater**

	<u>2015 Actual</u>	<u>2016 Budget</u>	<u>2016 Projected</u>	<u>2017 Budget</u>
<b>Cash Balance (Deficit), January 1</b>	\$ 250,962	\$ (829,323)	\$ (764,986)	\$ (209,402)
<b>Project Inflows:</b>				
County Grants	-	-	-	-
Interest on Investments	1,458	-	-	-
Revenue - Impact Fees	242,327	150,000	210,000	200,000
Park Dev. / Impact Fees	-	-	-	-
General Obligation Debt	-	1,170,000	1,170,000	-
Revenue Bonds	-	-	-	-
Other	71,845	-	-	-
<b>Total Inflows:</b>	<u>\$ 315,630</u>	<u>\$ 1,320,000</u>	<u>\$ 1,380,000</u>	<u>\$ 200,000</u>
<b>Project Outflows:</b>				
Advances - Principal	-	-	-	-
Advances - Interest	-	2,500	1,500	1,500
Land and Land Improvements	-	-	-	-
Major Streets	-	-	-	-
Storm Utility	-	720,000	-	-
Sewer Utility	1,073,293	450,000	570,500	-
Debt Service - Principal	195,351	195,288	195,288	195,245
Debt Service - Interest	62,934	57,128	57,128	50,322
Development and Plan	-	-	-	-
Equipment	-	-	-	-
Buildings	-	-	-	-
Other	-	-	-	-
<b>Total Outflows:</b>	<u>\$ 1,331,578</u>	<u>\$ 1,424,916</u>	<u>\$ 824,416</u>	<u>\$ 247,066</u>
<b>Annual Net Cash Flow</b>	<u>\$ (1,015,948)</u>	<u>\$ (104,916)</u>	<u>\$ 555,584</u>	<u>\$ (47,066)</u>
<b>Cash Balance (Deficit), December 31</b>	<u>\$ (764,986)</u>	<u>\$ (934,239)</u>	<u>\$ (209,402)</u>	<u>\$ (256,469)</u>

Includes 2016 amounts as follows:

Sewer Utility Project #11, Lower Badger Mill Creek	borrow	\$ 450,000
Stormwater Utility Project #14, Lower Badger Mill Creek	borrow	\$ 720,000
		<u>\$ 1,170,000</u>

**Impact Fees**  
**12404027 Engr. - Pumpkin Hollow**

	<u>2015 Actual</u>	<u>2016 Budget</u>	<u>2016 Projected</u>	<u>2017 Budget</u>
<b>Cash Balance (Deficit), January 1</b>	\$ -	\$ -	\$ -	\$ -
<b>Project Inflows:</b>				
County Grants	-	-	-	-
Interest on Investments	-	-	-	-
Revenue - Impact Fees	-	-	-	890,000
Park Dev. / Impact Fees	-	-	-	-
General Obligation Debt	-	-	-	-
Revenue Bonds	-	-	-	-
Other	-	-	-	-
	<u>-</u>	<u>-</u>	<u>-</u>	<u>-</u>
<b>Total Inflows:</b>	<b>\$ -</b>	<b>\$ -</b>	<b>\$ -</b>	<b>\$ 890,000</b>
<b>Project Outflows:</b>				
Advances - Principal	-	-	-	-
Advances - Interest	-	-	-	-
Land and Land Improvements	-	-	-	-
Major Streets	-	-	-	-
Storm Utility	-	-	-	-
Sewer Utility	-	-	-	890,000
Debt Service - Principal	-	-	-	-
Debt Service - Interest	-	-	-	-
Development and Plan	-	-	-	-
Equipment	-	-	-	-
Buildings	-	-	-	-
Other	-	-	-	-
	<u>-</u>	<u>-</u>	<u>-</u>	<u>-</u>
<b>Total Outflows:</b>	<b>\$ -</b>	<b>\$ -</b>	<b>\$ -</b>	<b>\$ 890,000</b>
<b>Annual Net Cash Flow</b>	<b>\$ -</b>	<b>\$ -</b>	<b>\$ -</b>	<b>\$ -</b>
<b>Cash Balance (Deficit), December 31</b>	<b>\$ -</b>	<b>\$ -</b>	<b>\$ -</b>	<b>\$ -</b>

**Impact Fees**  
**12404028 Engr. - Jeffy Trail**

	<u>2015 Actual</u>	<u>2016 Budget</u>	<u>2016 Projected</u>	<u>2017 Budget</u>
<b>Cash Balance (Deficit), January 1</b>	\$ (17,527)	\$ 9,473	\$ 9,791	\$ 9,791
<b>Project Inflows:</b>				
County Grants	-	-	-	-
Interest on Investments	(4)	-	-	-
Revenue - Impact Fees	27,328	-	-	-
Park Dev. / Impact Fees	-	-	-	-
General Obligation Debt	-	-	-	-
Revenue Bonds	-	-	-	-
Other	-	-	-	-
<b>Total Inflows:</b>	<u>\$ 27,325</u>	<u>\$ -</u>	<u>\$ -</u>	<u>\$ -</u>
<b>Project Outflows:</b>				
Advances - Principal	-	-	-	-
Advances - Interest	6	-	-	-
Land and Land Improvements	-	-	-	-
Major Streets	-	-	-	-
Storm Utility	-	-	-	-
Sewer Utility	-	-	-	-
Debt Service - Principal	-	-	-	-
Debt Service - Interest	-	-	-	-
Development and Plan	-	-	-	-
Equipment	-	-	-	-
Buildings	-	-	-	-
Other	-	-	-	-
<b>Total Outflows:</b>	<u>\$ 6</u>	<u>\$ -</u>	<u>\$ -</u>	<u>\$ -</u>
<b>Annual Net Cash Flow</b>	<u>\$ 27,318</u>	<u>\$ -</u>	<u>\$ -</u>	<u>\$ -</u>
<b>Cash Balance (Deficit), December 31</b>	<u>\$ 9,791</u>	<u>\$ 9,473</u>	<u>\$ 9,791</u>	<u>\$ 9,791</u>

**Impact Fees  
Traffic Engineering Subtotal**

	<u>2015 Actual</u>	<u>2016 Budget</u>	<u>2016 Projected</u>	<u>2017 Budget</u>
<b>Cash Balance (Deficit), January 1</b>	\$ 40,531	\$ 52,481	\$ 54,950	\$ 54,950
<b>Project Inflows:</b>				
County Grants	-	-	-	-
Interest on Investments	263	-	-	-
Revenue - Impact Fees	14,157	-	-	-
Park Dev. / Impact Fees	-	-	-	-
General Obligation Debt	-	-	-	-
Revenue Bonds	-	-	-	-
Other	-	-	-	-
<b>Total Inflows:</b>	<u>\$ 14,419</u>	<u>\$ -</u>	<u>\$ -</u>	<u>\$ -</u>
<b>Project Outflows:</b>				
Advances - Principal	-	-	-	-
Advances - Interest	-	-	-	-
Land and Land Improvements	-	-	-	-
Major Streets	-	-	-	-
Storm Utility	-	-	-	-
Sewer Utility	-	-	-	-
Debt Service - Principal	-	-	-	-
Debt Service - Interest	-	-	-	-
Development and Plan	-	-	-	-
Equipment	-	-	-	-
Buildings	-	-	-	-
Other	-	-	-	-
<b>Total Outflows:</b>	<u>\$ -</u>	<u>\$ -</u>	<u>\$ -</u>	<u>\$ -</u>
<b>Annual Net Cash Flow</b>	<u>\$ 14,419</u>	<u>\$ -</u>	<u>\$ -</u>	<u>\$ -</u>
<b>Cash Balance (Deficit), December 31</b>	<u>\$ 54,950</u>	<u>\$ 52,481</u>	<u>\$ 54,950</u>	<u>\$ 54,950</u>

**Impact Fees**  
**12404540 TE - Hawks Woods**

	<u>2015 Actual</u>	<u>2016 Budget</u>	<u>2016 Projected</u>	<u>2017 Budget</u>
<b>Cash Balance (Deficit), January 1</b>	\$ 40,531	\$ 52,481	\$ 54,950	\$ 54,950
<b>Project Inflows:</b>				
County Grants	-	-	-	-
Interest on Investments	263	-	-	-
Revenue - Impact Fees	14,157	-	-	-
Park Dev. / Impact Fees	-	-	-	-
General Obligation Debt	-	-	-	-
Revenue Bonds	-	-	-	-
Other	-	-	-	-
<b>Total Inflows:</b>	<u>\$ 14,419</u>	<u>\$ -</u>	<u>\$ -</u>	<u>\$ -</u>
<b>Project Outflows:</b>				
Advances - Principal	-	-	-	-
Advances - Interest	-	-	-	-
Land and Land Improvements	-	-	-	-
Major Streets	-	-	-	-
Storm Utility	-	-	-	-
Sewer Utility	-	-	-	-
Debt Service - Principal	-	-	-	-
Debt Service - Interest	-	-	-	-
Development and Plan	-	-	-	-
Equipment	-	-	-	-
Buildings	-	-	-	-
Other	-	-	-	-
<b>Total Outflows:</b>	<u>\$ -</u>	<u>\$ -</u>	<u>\$ -</u>	<u>\$ -</u>
<b>Annual Net Cash Flow</b>	<u>\$ 14,419</u>	<u>\$ -</u>	<u>\$ -</u>	<u>\$ -</u>
<b>Cash Balance (Deficit), December 31</b>	<u>\$ 54,950</u>	<u>\$ 52,481</u>	<u>\$ 54,950</u>	<u>\$ 54,950</u>

## **Tax Increment Financing**

---

### **Background & Purpose**

Tax Increment Financing (TIF) is a financing tool utilized by the City of Madison to fund public infrastructure, promote development opportunities, and expand future tax base. All of the existing districts, and future districts, must demonstrate that development is not possible without a form of City assistance. Currently Madison has 16 districts; TID 32, which covers the State Street corridor in downtown Madison, is slated for closure at the end of 2017.

Beginning in 2009 State law began allowing the use of TIF proceeds to support Affordable Housing. Under the revised policy jurisdictions can keep a TIF district open for an additional year and utilize the additional increment to fund affordable housing developments. Funds from TID 33 were utilized for Affordable Housing in 2016. Incremental revenue from TID 32 will be used for Affordable Housing in the 2018 budget.

The information outlined in the TIF cash flow statements is provided for informational purposes and is not intended to serve as budget.

### **2017 Highlights**

Key TIF-funded projects in the 2017 CIP include:

- Construction of a parking ramp to replace Government East as part of the Judge Doyle development funded by TID 25 proceeds
- The construction of a parking structure in the Capitol East district funded by borrowing and Parking Utility reserves within TID 36
- The second portion of pavement replacement around the Capitol Square funded by borrowing from TID 45
- \$4.8m for roads projects within the TID 32 boundaries including: undergrounding utilities along Johnson Street, reconstructing East Wilson from Franklin to Blount, and various neighborhood pavement management projects

**Tax Incremental Financing  
Citywide Summary - All Active TIDs  
2017 Executive Budget**

<u>No.</u>	<u>Name</u>	<u>Year of Inception</u>	<u>Base Value</u>	<u>2016 Value</u>	<u>Accumulated TIF Increment Change July 29, 2016</u>	<u>2017 Ratio of Debt Svc. and Cap. Leases to Annual Revenues (excluding borrowing)</u>	<u>Dec. 31, 2017 Projected Cash Balance</u>	<u>Dec. 31, 2017 Balance of Unrecovered Costs (Fav.)</u>	<u>2017 Capital Budget Executive</u>			
										<u>2016 Value</u>	<u>2016 Value</u>	<u>2016 Value</u>
25	Wilson Street	1995	\$38,606,700	\$196,273,500	408%	24%	\$7,806,041	(\$6,361,967)	\$26,970,000			
27	West Broadway	1998	4,545,600	20,003,600	340%	0%	197,700	(682,082)	1,001,000			
29	Allied Terrace	2000	41,741,400	57,869,700	39%	93%	(2,695,863)	3,629,205	1,000			
32	State Street	2003	409,445,200	720,765,200	76%	11%	17,866,992	(8,422,942)	5,387,000			
33	Monroe Street	2004	1,327,300	1,327,300	0%	N/A	(171,127)	132,130	-			
35	Todd Drive	2005	25,800,600	58,452,800	127%	34%	1,908,600	(1,925,686)	500,000			
36	Capitol Gateway	2005	76,120,800	167,246,600	120%	56%	(853,386)	25,996,239	14,638,000			
37	Union Corners	2006	43,466,900	72,666,800	67%	65%	(3,067,879)	4,918,335	31,000			
38	Badger/Ann/Park	2008	54,203,700	37,735,300	-30%	N/A	(3,284,293)	4,629,915	-			
39	Stoughton Road	2008	263,256,500	272,192,500	3%	95%	(786,665)	2,149,903	531,000			
40	Northside	2009	165,175,300	163,611,100	-1%	1%	1,038,953	(258,455)	-			
41	University/Whitney	2011	18,703,300	52,236,300	179%	65%	641,205	1,875,648	401,000			
42	Wingra	2012	50,866,200	68,743,100	35%	N/A	391,138	2,343,874	31,000			
43	Park/Drake	2013	25,870,100	54,777,000	112%	N/A	918,608	100,485	251,000			
44	Royster Clark	2013	30,448,400	38,504,800	26%	N/A	(728,827)	2,299,753	1,000			
45	Capitol Square West	2015	79,304,000	77,701,600	-2%	N/A	(3,082,376)	19,197,376	1,695,000			
46	Research Park	2015	61,735,800	72,406,000	17%	N/A	255,337	2,244,698	2,500,000			
							<u>\$</u>	<u>16,354,158</u>	<u>\$</u>	<u>51,866,429</u>	<u>\$</u>	<u>53,938,000</u>



**Tax Incremental Financing  
Citywide Summary - All Active TIDs  
2017 Executive Budget**

	<u>2015 Actual</u>	<u>2016 Budget</u>	<u>2016 Projected</u>	<u>2017 Request</u>
<b>Cash Balance (Deficit), January 1</b>	\$ 27,655,417	\$ 18,216,967	\$ 30,417,668	\$ 37,005,076
<b>Project Inflows:</b>				
Application Fees	118,938	-	-	-
Computer Reimbursement	608,500	558,885	608,129	805,673
Developer Capital Funding	531,957	450,000	450,000	450,000
Incremental Revenues	13,758,632	17,780,143	17,713,189	18,820,919
Interest Income	268,045	284,986	271,622	333,374
Other	156,117	-	-	1,500,000
Payment on Advance	-	-	-	-
Proceeds from Borrowing	13,849,150	25,245,000	11,145,000	17,975,000
Transfer In from TID 35	-	500,000	500,000	500,000
Transfer in from TID 41	-	-	-	400,000
<b>Total Inflows:</b>	<u>\$ 29,291,339</u>	<u>\$ 44,819,014</u>	<u>\$ 30,687,940</u>	<u>\$ 40,784,966</u>
<b>Project Outflows:</b>				
Audit Costs	29,678	20,000	22,050	18,000
Capital Lease-Interest	411,692	430,645	430,645	386,895
Capital Lease-Principal	555,000	625,000	625,000	700,000
Debt Service-Interest	1,437,219	1,311,862	1,315,878	1,095,966
Debt Service-Principal	6,504,499	7,814,709	7,814,815	6,843,934
Engineering: Major Streets	83,091	6,215,000	4,095,000	7,735,000
Engineering: Other	119,672	-	-	-
Engineering: Ped Bike	-	500,000	485,000	-
Engineering: Sewer Utility	-	-	-	-
Engineering: Storm Water	27,378	-	-	-
Judge Doyle-- Parking Utility Ramp at Judge Doyle	-	400,000	-	24,000,000
Judge Doyle -- Private Accessory Parking Ramp	-	20,800,000	-	-
Judge Doyle -- Return of Equity Grant to Project	-	13,937,000	-	-
Other	884,932	-	-	-
P & D: Affordable Hsg. Set Aside	-	1,000,000	1,000,000	1,000,000
P & D: Neighborhood Center	425,976	500,000	-	-
P & D: Other	1,623,612	1,315,000	975,000	932,000
P & D: Payments to Developers	14,750,000	12,550,000	6,435,000	4,500,000
P & D: Planning Studies	-	40,000	40,000	50,000
Parking Utility	90,312	7,000,000	-	13,000,000
Parks	4,000	32,000	30,000	21,000
Pay Advances-Interest	11,512	44,122	44,122	-
Pay Advances-Principal	-	-	-	-
Refund to Overlying Districts	-	-	-	-
Staff Costs	267,858	250,000	283,322	253,088
Traffic Engineering	-	4,700	4,700	-
Transfer to TID 38	-	500,000	500,000	500,000
Transfer to TID 40	-	-	-	400,000
<b>Total Outflows:</b>	<u>\$ 27,226,430</u>	<u>\$ 75,290,037</u>	<u>\$ 24,100,532</u>	<u>\$ 61,435,884</u>
<b>Annual Net Cash Flow</b>	<u>\$ 2,064,909</u>	<u>\$ (30,471,024)</u>	<u>\$ 6,587,408</u>	<u>\$ (20,650,918)</u>
<b>Cash Balance (Deficit), December 31</b>	<u>\$ 29,720,326</u>	<u>\$ (12,254,057)</u>	<u>\$ 37,005,076</u>	<u>\$ 16,354,158</u>
<b>Memo: Unrecovered Costs (Fav.)</b>	\$ 24,666,669	\$ 41,930,913	\$ 20,784,446	\$ 51,866,429

**Tax Incremental Financing**  
**TID #25 - Wilson Street Corridor**  
 Inception 1995

	<u>2015 Actual</u>	<u>2016 Budget</u>	<u>2016 Projected</u>	<u>2017 Request</u>
<b>Cash Balance (Deficit), January 1</b>	\$ 22,806,643	\$ 23,401,519	\$ 26,108,360	\$ 29,514,962
<b>Project Inflows:</b>				
Incremental Revenues	3,711,158	3,831,283	3,831,283	3,896,672
Computer Reimbursement	29,878	45,105	45,105	26,698
Payment on Advance	-	-	-	-
Interest Income	147,902	199,823	182,759	206,605
Proceeds from Borrowing	-	-	-	-
Developer Capital Funding	531,957	450,000	450,000	450,000
Application Fees	-	-	-	-
Other	-	-	-	-
<b>Total Inflows:</b>	<u>\$ 4,420,895</u>	<u>\$ 4,526,211</u>	<u>\$ 4,509,147</u>	<u>\$ 4,579,975</u>
<b>Project Outflows:</b>				
Engineering: Ped Bike	-	-	-	-
Engineering: Major Streets	-	-	-	1,165,000
Engineering: Storm Water	-	-	-	-
Engineering: Sewer Utility	-	-	-	-
Parks	-	4,000	4,000	5,000
PCED: Payments to Developers	-	-	-	-
PCED: Planning Studies	-	2,500	2,500	-
PCED: Affordable Hsg. Set Aside	-	-	-	-
PCED: Other	82,123	250,000	-	-
Engineering: Other	-	-	-	-
Judge Doyle Square -- Private Accessory Parking Ramp	-	20,800,000	-	-
Judge Doyle Square -- Return of Equity Grant to Project	-	13,937,000	-	-
Judge Doyle Square -- Parking Utility Ramp at Judge Doyle	-	400,000	-	24,000,000
Debt Service-Principal	1,210	-	-	-
Debt Service-Interest	48	-	-	-
Pay Advances-Principal	-	-	-	-
Pay Advances-Interest	-	-	-	-
Capital Lease-Principal	555,000	625,000	625,000	700,000
Capital Lease-Interest	411,692	430,645	430,645	386,895
Refund to Overlying Districts	-	-	-	-
Staff Costs	55,342	30,000	38,400	30,000
Audit Costs	1,600	2,000	2,000	2,000
Other	12,162	-	-	-
<b>Total Outflows:</b>	<u>\$ 1,119,177</u>	<u>\$ 36,481,145</u>	<u>\$ 1,102,545</u>	<u>\$ 26,288,895</u>
<b>Annual Net Cash Flow</b>	<u>\$ 3,301,717</u>	<u>\$ (31,954,934)</u>	<u>\$ 3,406,602</u>	<u>\$ (21,708,920)</u>
<b>Cash Balance (Deficit), December 31</b>	<u>\$ 26,108,360</u>	<u>\$ (8,553,415)</u>	<u>\$ 29,514,962</u>	<u>\$ 7,806,041</u>
<b>Memo: Unrecovered Costs (Fav.)*</b>	\$ (23,339,286)	\$ (20,936,685)	\$ (27,370,888)	\$ (6,361,967)

Includes 2017 amounts as follows:

Parks: Street Tree Replacements	Cash	5,000
Engineering Major Streets: Wilson St (Hamilton-MLK)	Cash	1,165,000
Engineering Major Streets: Outer Capitol Loop Southeast*	Cash	1,800,000
Judge Doyle: Parking Utility Ramp at Judge Doyle	Cash	24,000,000
		<u>\$ 26,970,000</u>

\*Construction of the Outer Capitol Loop will take place in 2019; the project will be funded by escrow cash from TID 25.

**Tax Incremental Financing  
TID #27 - West Broadway  
Inception 1998**

	<u>2015 Actual</u>	<u>2016 Budget</u>	<u>2016 Projected</u>	<u>2017 Request</u>
<b>Cash Balance (Deficit), January 1</b>	\$ 636,133	\$ 1,659,540	\$ 748,246	\$ 813,398
<b>Project Inflows:</b>				
Incremental Revenues	562,673	\$ 563,185	563,185	382,038
Computer Reimbursement	6,179	\$ 7,970	6,185	6,658
Payment on Advance	-	\$ -	-	-
Interest Income	6,086	\$ 11,617	5,238	8,605
Proceeds from Borrowing	-	\$ -	-	-
Developer Capital Funding	-	\$ -	-	-
Application Fees	-	\$ -	-	-
Other	-	\$ -	-	-
<b>Total Inflows:</b>	<u>\$ 574,938</u>	<u>\$ 582,772</u>	<u>\$ 574,607</u>	<u>\$ 397,301</u>
<b>Project Outflows:</b>				
Engineering: Ped Bike	-	-	-	-
Engineering: Major Streets	-	-	-	-
Engineering: Storm Water	-	-	-	-
Engineering: Sewer Utility	-	-	-	-
Parks	320	1,000	1,000	1,000
PCED: Neighborhood Center	425,976	500,000	-	-
PCED: Planning Studies	-	-	-	-
PCED: Affordable Hsg. - Payments to Developers	-	500,000	500,000	1,000,000
PCED: Other	-	-	-	-
Engineering: Other	-	-	-	-
Debt Service-Principal	25,433	-	-	-
Debt Service-Interest	635	-	-	-
Pay Advances-Principal	-	-	-	-
Pay Advances-Interest	-	-	-	-
Capital Lease-Principal	-	-	-	-
Capital Lease-Interest	-	-	-	-
Refund to Overlying Districts	-	-	-	-
Staff Costs	5,877	10,000	6,455	10,000
Audit Costs	4,500	2,000	2,000	2,000
Other:	84	-	-	-
<b>Total Outflows:</b>	<u>\$ 462,825</u>	<u>\$ 1,013,000</u>	<u>\$ 509,455</u>	<u>\$ 1,013,000</u>
<b>Annual Net Cash Flow</b>	<u>\$ 112,113</u>	<u>\$ (430,228)</u>	<u>\$ 65,152</u>	<u>\$ (615,699)</u>
<b>Cash Balance (Deficit), December 31</b>	<u>\$ 748,246</u>	<u>\$ 1,229,312</u>	<u>\$ 813,398</u>	<u>\$ 197,700</u>
<b>Memo: Unrecovered Costs (Fav.)</b>	\$ (1,232,628)	\$ (867,552)	\$ (1,297,780)	\$ (682,082)

Includes 2017 amounts as follows:

Parks: Street Tree Replacements	Cash	1,000
PCED: Bridge Lake Point Neighborhood Center	Cash	1,000,000
		<u>\$ 1,001,000</u>

**Tax Incremental Financing**  
**TID #29 - Allied Terrace**  
 Inception 2000

	<u>2015 Actual</u>	<u>2016 Budget</u>	<u>2016 Projected</u>	<u>2017 Request</u>
<b>Cash Balance (Deficit), January 1</b>	\$ (1,288,964)	\$ (1,846,693)	\$ (2,009,389)	\$ (2,690,747)
<b>Project Inflows:</b>				
Incremental Revenues	272,722	306,514	306,514	398,604
Computer Reimbursement	7,500	6,718	8,429	7,192
Payment on Advance	-	-	-	-
Interest Income	-	-	-	-
Proceeds from Borrowing	-	-	-	-
Developer Capital Funding	-	-	-	-
Application Fees	-	-	-	-
Other	6,909	-	-	-
<b>Total Inflows:</b>	<u>\$ 287,131</u>	<u>\$ 313,232</u>	<u>\$ 314,943</u>	<u>\$ 405,796</u>
<b>Project Outflows:</b>				
Engineering: Ped Bike	-	-	-	-
Engineering: Major Streets	-	-	-	-
Engineering: Storm Water	-	-	-	-
Engineering: Sewer Utility	-	-	-	-
Parks	590	1,000	1,000	1,000
PCED: Payments to Developers	-	-	-	-
PCED: Planning Studies	-	-	-	-
PCED: Affordable Hsg. Set Aside	-	-	-	-
PCED: Other	-	-	-	-
Engineering: Other	-	-	-	-
Debt Service-Principal	884,963	884,964	884,964	343,100
Debt Service-Interest	103,139	95,686	95,686	34,812
Pay Advances-Principal	-	-	-	-
Pay Advances-Interest	10,085	7,262	7,262	-
Capital Lease-Principal	-	-	-	-
Capital Lease-Interest	-	-	-	-
Refund to Overlying Districts	-	-	-	-
Staff Costs	5,424	30,000	5,389	30,000
Audit Costs	2,900	2,000	2,000	2,000
Other	456	-	-	-
<b>Total Outflows:</b>	<u>\$ 1,007,556</u>	<u>\$ 1,020,912</u>	<u>\$ 996,301</u>	<u>\$ 410,912</u>
<b>Annual Net Cash Flow</b>	<u>\$ (720,425)</u>	<u>\$ (707,680)</u>	<u>\$ (681,358)</u>	<u>\$ (5,116)</u>
<b>Cash Balance (Deficit), December 31</b>	<u>\$ (2,009,389)</u>	<u>\$ (2,554,373)</u>	<u>\$ (2,690,747)</u>	<u>\$ (2,695,863)</u>
<b>Memo: Unrecovered Costs (Fav.)</b>	\$ 4,170,796	\$ 4,116,319	\$ 3,967,190	\$ 3,629,205

Note: Not included in the operating statement is a note due from Gorman Companies regarding Avalon Village for \$1M plus accrued interest, due 10/5/22.

Includes 2017 amounts as follows:

Parks: Stree Tree Replacements	Cash	1,000
		\$ 1,000

**Tax Incremental Financing**  
**TID #32 - State Street**  
Inception 2003

	<u>2015 Actual</u>	<u>2016 Budget</u>	<u>2016 Projected</u>	<u>2017 Request</u>
<b>Cash Balance (Deficit), January 1</b>	\$ 8,358,414	\$ 3,142,061	\$ 10,136,842	\$ 16,197,288
<b>Project Inflows:</b>				
Incremental Revenues	4,435,349	8,054,932	8,054,932	7,694,149
Computer Reimbursement	70,314	173,016	127,696	169,190
Payment on Advance	-	-	-	-
Interest Income	21,757	31,333	70,958	113,381
Proceeds from Borrowing	-	-	-	-
Developer Capital Funding	-	-	-	-
Application Fees	1,550	-	-	-
Other	-	-	-	-
<b>Total Inflows:</b>	<u>\$ 4,528,970</u>	<u>\$ 8,259,281</u>	<u>\$ 8,253,585</u>	<u>\$ 7,976,720</u>
<b>Project Outflows:</b>				
Engineering: Ped Bike	-	500,000	485,000	-
Engineering: Major Streets	-	850,000	-	4,875,000
Engineering: Storm Water	-	-	-	-
Engineering: Sewer Utility	-	-	-	-
Parks	-	9,000	9,000	5,000
PCED: Payments to Developers	-	-	-	-
PCED: Planning Studies	-	35,000	35,000	50,000
PCED: Affordable Hsg. Set Aside	-	-	-	-
PCED: Other	1,208,275	540,000	300,000	457,000
Engineering: Other	-	-	-	-
Traffic Engineering	-	4,700	4,700	-
Debt Service-Principal	1,170,542	1,168,563	1,168,563	765,005
Debt Service-Interest	190,641	158,439	158,439	123,012
Pay Advances-Principal	-	-	-	-
Pay Advances-Interest	-	-	-	-
Capital Lease-Principal	-	-	-	-
Capital Lease-Interest	-	-	-	-
Refund to Overlying Districts	-	-	-	-
Staff Costs	19,010	30,000	30,437	30,000
Audit Costs	1,600	2,000	2,000	2,000
Other	160,474	-	-	-
<b>Total Outflows:</b>	<u>\$ 2,750,543</u>	<u>\$ 3,297,702</u>	<u>\$ 2,193,139</u>	<u>\$ 6,307,017</u>
<b>Annual Net Cash Flow</b>	<u>\$ 1,778,428</u>	<u>\$ 4,961,579</u>	<u>\$ 6,060,446</u>	<u>\$ 1,669,703</u>
<b>Cash Balance (Deficit), December 31</b>	<u>\$ 10,136,842</u>	<u>\$ 8,103,640</u>	<u>\$ 16,197,288</u>	<u>\$ 17,866,992</u>
<b>Memo: Unrecovered Costs (Fav.)</b>	\$ 1,240,775	\$ 1,138,988	\$ (5,988,234)	\$ (8,422,942)
Includes 2017 amounts as follows:				
Parks: Street Tree Replacements			Cash	5,000
PCED: State Street Retail Grant and Small Cap TIF			Cash	440,000
PCED: Langdon St. & Mansion Hill Historic Studies			Cash	50,000
PCED: State St. Banner Replacement			Cash	5,000
PCED: 700/800 Block Furniture			Cash	12,000
Engineering Major Streets: Johnson St Undergrounding Utilities			Cash	750,000
Engineering Major Streets: Pavement Management			Cash	770,000
Engineering Major Streets: Reconstruct Streets			Cash	1,755,000
Engineering Major Streets: East Wilson (Franklin to Blount)			Cash	1,600,000
				<u>\$ 5,387,000</u>

**Tax Incremental Financing**  
**TID #33 - Monroe Harrison**  
Inception 2004/Closed 2016

	<u>2015</u> <u>Actual</u>	<u>2016</u> <u>Budget</u>	<u>2016</u> <u>Projected</u>	<u>2017</u> <u>Request</u>
<b>Cash Balance (Deficit), January 1</b>	\$ (505,257)	\$ 40,240	\$ (232,610)	\$ (171,127)
<b>Project Inflows:</b>				
Incremental Revenues	544,178	583,904	583,904	-
Computer Reimbursement	417	695	447	-
Payment on Advance	-	-	-	-
Interest Income	1,566	355	-	-
Proceeds from Borrowing	-	-	-	-
Developer Capital Funding	-	-	-	-
Application Fees	-	-	-	-
Other (Developer Guarantee)	-	-	-	-
<b>Total Inflows:</b>	<u>\$ 546,161</u>	<u>\$ 584,954</u>	<u>\$ 584,351</u>	<u>\$ -</u>
<b>Project Outflows:</b>				
Engineering: Ped Bike	-	-	-	-
Engineering: Major Streets	-	-	-	-
Engineering: Storm Water	-	-	-	-
Engineering: Sewer Utility	-	-	-	-
Parks	-	-	-	-
PCED: Payments to Developers	-	-	-	-
PCED: Planning Studies	-	-	-	-
PCED: Affordable Hsg. Set Aside	-	500,000	500,000	-
PCED: Other	-	-	-	-
Engineering: Other	-	-	-	-
Debt Service-Principal	12,717	19,803	19,803	-
Debt Service-Interest	253,485	1,040	1,040	-
Pay Advances-Principal	-	-	-	-
Pay Advances-Interest	-	-	-	-
Capital Lease-Principal	-	-	-	-
Capital Lease-Interest	-	-	-	-
Refund to Overlying Districts	-	-	-	-
Staff Costs	5,478	-	-	-
Audit Costs	1,600	2,000	2,025	-
Other	234	-	-	-
<b>Total Outflows:</b>	<u>\$ 273,514</u>	<u>\$ 522,843</u>	<u>\$ 522,868</u>	<u>\$ -</u>
<b>Annual Net Cash Flow</b>	<u>\$ 272,647</u>	<u>\$ 62,111</u>	<u>\$ 61,483</u>	<u>\$ -</u>
<b>Cash Balance (Deficit), December 31</b>	<u>\$ (232,610)</u>	<u>\$ 102,351</u>	<u>\$ (171,127)</u>	<u>\$ (171,127)</u>
<b>Memo: Unrecovered Costs (Fav.)</b>	\$ 213,416	\$ (31,710)	\$ 132,130	\$ 132,130

Note: A resolution (RES-16-00235) adopted 3/29/16 dissolved TID #33.

**Tax Incremental Financing**  
**TID #35 - Todd Drive / West Beltline**  
 Inception 2005

	<u>2015 Actual</u>	<u>2016 Budget</u>	<u>2016 Projected</u>	<u>2017 Request</u>
<b>Cash Balance (Deficit), January 1</b>	\$ 1,271,854	\$ 1,219,642	\$ 1,774,408	\$ 1,817,560
<b>Project Inflows:</b>				
Incremental Revenues	760,075	784,947	784,947	806,986
Computer Reimbursement	66,827	27,057	69,014	82,661
Payment on Advance	-	-	-	-
Interest Income	10,043	14,056	12,421	12,723
Proceeds from Borrowing	-	-	-	-
Developer Capital Funding	-	-	-	-
Application Fees	-	-	-	-
Other	-	-	-	-
<b>Total Inflows:</b>	<u>\$ 836,945</u>	<u>\$ 826,060</u>	<u>\$ 866,382</u>	<u>\$ 902,370</u>
<b>Project Outflows:</b>				
Engineering: Ped Bike	-	-	-	-
Engineering: Major Streets	-	-	-	-
Engineering: Storm Water	-	-	-	-
Engineering: Sewer Utility	-	-	-	-
Parks	-	-	-	-
PCED: Payments to Developers	-	-	-	-
PCED: Planning Studies	-	-	-	-
PCED: Affordable Hsg. Set Aside	-	-	-	-
PCED: Other	-	-	-	-
Engineering: Other	-	-	-	-
Debt Service-Principal	280,000	280,000	280,000	280,000
Debt Service-Interest	47,040	35,840	35,840	23,940
Pay Advances-Principal	-	-	-	-
Pay Advances-Interest	-	-	-	-
Capital Lease-Principal	-	-	-	-
Capital Lease-Interest	-	-	-	-
Refund to Overlying Districts	-	-	-	-
Transfer to TID 38	-	500,000	500,000	500,000
Staff Costs	5,517	30,000	5,390	5,390
Audit Costs	1,600	2,000	2,000	2,000
Other	234	-	-	-
<b>Total Outflows:</b>	<u>\$ 334,391</u>	<u>\$ 847,840</u>	<u>\$ 823,230</u>	<u>\$ 811,330</u>
<b>Annual Net Cash Flow</b>	<u>\$ 502,554</u>	<u>\$ (21,780)</u>	<u>\$ 43,152</u>	<u>\$ 91,040</u>
<b>Cash Balance (Deficit), December 31</b>	<u>\$ 1,774,408</u>	<u>\$ 1,197,862</u>	<u>\$ 1,817,560</u>	<u>\$ 1,908,600</u>
<b>Memo: Unrecovered Costs (Fav.)</b>	\$ (1,231,494)	\$ (819,652)	\$ (1,554,646)	\$ (1,925,686)

Includes 2017 amounts as follows:

Transfer to TID 38	Cash	500,000
		<u>\$ 500,000</u>

Note: A resolution (RES-14-00388) adopted 5/20/14 authorizes amendment of the project plan to provide for a "donor-recipient" arrangement between TIDs #35 and #38, whereby TID 35, as a donor TID, will, starting in 2016, transfer \$500,000 per year to TID #38 for five years, or a total of \$2,500,000.



**Tax Incremental Financing**  
**TID #36 - Capitol Gateway Corridor**  
Inception 2005

	<u>2015 Actual</u>	<u>2016 Budget</u>	<u>2016 Projected</u>	<u>2017 Request</u>
<b>Cash Balance (Deficit), January 1</b>	\$ 1,651,269	\$ 4,081,534	\$ (694,551)	\$ (773,659)
<b>Project Inflows:</b>				
Incremental Revenues	1,669,831	1,392,713	1,669,831	2,252,138
Computer Reimbursement	80,299	78,242	78,242	66,843
Payment on Advance	-	-	-	-
Interest Income	19,354	23,034	(4,862)	(7,737)
Proceeds from Borrowing	-	14,500,000	5,000,000	13,000,000
Developer Capital Funding	-	-	-	-
Application Fees	26,629	-	-	-
Other	193	-	-	1,500,000
<b>Total Inflows:</b>	<u>\$ 1,796,306</u>	<u>\$ 15,993,989</u>	<u>\$ 6,743,211</u>	<u>\$ 16,811,244</u>
<b>Project Outflows:</b>				
Engineering: Major Streets	-	-	-	-
Engineering: Storm Water	2,520	-	-	-
Engineering: Sewer Utility	-	-	-	-
Parks	-	4,000	4,000	3,000
PCED: Payments to Developers	1,433,000	7,500,000	4,385,000	1,500,000
PCED: Planning Studies	-	-	-	-
PCED: Affordable Hsg. Set Aside	-	-	-	-
PCED: Other	328,562	135,000	135,000	135,000
Engineering: Other	-	-	-	-
Debt Service-Principal	1,837,815	1,837,301	1,837,301	1,836,436
Debt Service-Interest	400,175	359,398	359,398	314,915
Pay Advances-Principal	-	-	-	-
Pay Advances-Interest	1,367	-	-	-
Capital Lease-Principal	-	-	-	-
Capital Lease-Interest	-	-	-	-
Refund to Overlying Districts	-	-	-	-
Staff Costs	46,776	30,000	99,620	99,620
Audit Costs	1,600	2,000	2,000	2,000
Other-Parking Utility	90,312	7,000,000	-	13,000,000
<b>Total Outflows:</b>	<u>\$ 4,142,126</u>	<u>\$ 16,867,699</u>	<u>\$ 6,822,319</u>	<u>\$ 16,890,971</u>
<b>Annual Net Cash Flow</b>	<u>\$ (2,345,820)</u>	<u>\$ (873,710)</u>	<u>\$ (79,108)</u>	<u>\$ (79,727)</u>
<b>Cash Balance (Deficit), December 31</b>	<u>\$ (694,551)</u>	<u>\$ 3,207,824</u>	<u>\$ (773,659)</u>	<u>\$ (853,386)</u>
<b>Memo: Unrecovered Costs (Fav.)</b>	\$ 11,511,142	\$ 13,025,038	\$ 14,752,949	\$ 25,996,239
Includes 2017 amounts as follows:				
PCED: Plan Implementation Consultant Expenses			Cash	100,000
PCED: Holding Costs			Cash	35,000
PCED: Starting Block			Cash	1,500,000
Parks: Street Tree Replacements			Cash	3,000
Parking Utility: Cap East Parking Ramp (project plan amendment)			Borrow	13,000,000
				<u>\$ 14,638,000</u>

**Tax Incremental Financing**  
**TID #37 - Union Corners**  
Inception 2006

	<u>2015 Actual</u>	<u>2016 Budget</u>	<u>2016 Projected</u>	<u>2017 Request</u>
<b>Cash Balance (Deficit), January 1</b>	\$ (2,646,174)	\$ (3,280,111)	\$ (2,958,160)	\$ (3,280,565)
<b>Project Inflows:</b>				
Incremental Revenues	227,799	339,753	227,799	721,664
Computer Reimbursement	6,543	8,602	8,602	12,077
Payment on Advance	-	-	-	-
Interest Income	9,909	-	-	-
Proceeds from Borrowing	-	400,000	400,000	-
Developer Capital Funding	-	-	-	-
Application Fees	-	-	-	-
Other	(1)	-	-	-
<b>Total Inflows:</b>	<u>\$ 244,250</u>	<u>\$ 748,355</u>	<u>\$ 636,401</u>	<u>\$ 733,741</u>
<b>Project Outflows:</b>				
Engineering: Ped Bike	-	-	-	-
Engineering: Major Streets	-	400,000	400,000	-
Engineering: Storm Water	1,982	-	-	-
Engineering: Sewer Utility	-	-	-	-
Parks	-	2,000	2,000	1,000
PCED: Payments to Developers	-	-	-	-
PCED: Planning Studies	-	-	-	-
PCED: Affordable Hsg. Set Aside	-	-	-	-
PCED: Other	358	30,000	30,000	30,000
Engineering: Other	-	-	-	-
Debt Service-Principal	431,885	430,705	430,705	426,954
Debt Service-Interest	69,681	59,340	59,340	49,346
Pay Advances-Principal	-	-	-	-
Pay Advances-Interest	-	23,006	23,006	-
Capital Lease-Principal	-	-	-	-
Capital Lease-Interest	-	-	-	-
Refund to Overlying Districts	-	-	-	-
Staff Costs	38,825	30,000	11,755	11,755
Audit Costs	1,600	2,000	2,000	2,000
Other	11,905	-	-	-
<b>Total Outflows:</b>	<u>\$ 556,236</u>	<u>\$ 977,051</u>	<u>\$ 958,806</u>	<u>\$ 521,055</u>
<b>Annual Net Cash Flow</b>	<u>\$ (311,986)</u>	<u>\$ (228,696)</u>	<u>\$ (322,405)</u>	<u>\$ 212,686</u>
<b>Cash Balance (Deficit), December 31</b>	<u>\$ (2,958,160)</u>	<u>\$ (3,508,807)</u>	<u>\$ (3,280,565)</u>	<u>\$ (3,067,879)</u>
<b>Memo: Unrecovered Costs (Fav.)</b>	\$ 5,266,275	\$ 5,326,163	\$ 5,557,975	\$ 4,918,335
Includes 2017 amounts as follows:				
Parks: Street Tree Replacements			Cash	1,000
PCED: Union Corners Holding Costs			Cash	30,000
				<u>\$ 31,000</u>

**Tax Incremental Financing**  
**TID #39 - Stoughton Road**  
 Inception 2008

	<u>2015 Actual</u>	<u>2016 Budget</u>	<u>2016 Projected</u>	<u>2017 Request</u>
<b>Cash Balance (Deficit), January 1</b>	\$ (4,952)	\$ (10,811)	\$ (467,768)	\$ (771,025)
<b>Project Inflows:</b>				
Incremental Revenues	-	-	80,000	220,850
Computer Reimbursement	130,351	105,735	158,664	144,036
Payment on Advance	-	-	-	-
Interest Income	1,512	(108)	(3,274)	(7,710)
Proceeds from Borrowing	-	530,000	-	530,000
Developer Capital Funding	-	-	-	-
Application Fees	-	-	-	-
Other	13,580	-	-	-
<b>Total Inflows:</b>	<u>\$ 145,443</u>	<u>\$ 635,627</u>	<u>\$ 235,390</u>	<u>\$ 887,175</u>
<b>Project Outflows:</b>				
Engineering: Ped Bike	-	-	-	-
Engineering: Major Streets	83,091	-	-	-
Engineering: Storm Water	22,445	-	-	-
Engineering: Sewer Utility	-	-	-	-
Parks	-	4,000	4,000	1,000
PCED: Payments to Developers	-	500,000	-	500,000
PCED: Planning Studies	-	-	-	-
PCED: Affordable Hsg. Set Aside	-	-	-	-
PCED: Other	4,000	30,000	180,000	30,000
Engineering: Other	119,672	-	-	-
Debt Service-Principal	294,027	293,993	293,993	293,989
Debt Service-Interest	59,380	52,977	52,977	45,827
Pay Advances-Principal	-	-	-	-
Pay Advances-Interest	60	-	-	-
Capital Lease-Principal	-	-	-	-
Capital Lease-Interest	-	-	-	-
Refund to Overlying Districts	-	-	-	-
Staff Costs	10,139	30,000	5,676	30,000
Audit Costs	1,600	2,000	2,000	2,000
Other	13,845	-	-	-
<b>Total Outflows:</b>	<u>\$ 608,259</u>	<u>\$ 912,970</u>	<u>\$ 538,646</u>	<u>\$ 902,816</u>
<b>Annual Net Cash Flow</b>	<u>\$ (462,816)</u>	<u>\$ (375,648)</u>	<u>\$ (303,256)</u>	<u>\$ (15,640)</u>
<b>Cash Balance (Deficit), December 31</b>	<u>\$ (467,768)</u>	<u>\$ (588,074)</u>	<u>\$ (771,025)</u>	<u>\$ (786,665)</u>
<b>Memo: Unrecovered Costs (Fav.)</b>	\$ 1,888,988	\$ 2,748,194	\$ 1,898,251	\$ 2,149,903

Includes 2017 amounts as follows:

Parks: Street Tree Replacements	Cash	1,000
PCED: Holding Costs	Borrow	30,000
PCED: Stoughton Road-Business Expansion Project	Borrow	500,000
		<u>\$ 531,000</u>

**Tax Incremental Financing**  
**TID #38 - Badger / Ann / Park Street**  
 Inception 2008

	<u>2015 Actual</u>	<u>2016 Budget</u>	<u>2016 Projected</u>	<u>2017 Request</u>
<b>Cash Balance (Deficit), January 1</b>	\$ (2,895,968)	\$ (3,928,110)	\$ (3,354,006)	\$ (3,332,995)
<b>Project Inflows:</b>				
Incremental Revenues	-	-	-	-
Computer Reimbursement	2,457	2,831	2,831	2,146
Payment on Advance	-	-	-	-
Interest Income	18,719	-	-	-
Proceeds from Borrowing	-	-	-	-
Developer Capital Funding	-	-	-	-
Application Fees	-	-	-	-
Transfer In from TID 35	-	500,000	500,000	500,000
Other - Land Sales	-	-	-	-
<b>Total Inflows:</b>	<u>\$ 21,176</u>	<u>\$ 502,831</u>	<u>\$ 502,831</u>	<u>\$ 502,146</u>
<b>Project Outflows:</b>				
Engineering: Ped Bike	-	-	-	-
Engineering: Major Streets	-	-	-	-
Engineering: Storm Water	-	-	-	-
Engineering: Sewer Utility	-	-	-	-
Parks	61	-	-	-
PCED: Payments to Developers	-	-	-	-
PCED: Planning Studies	-	-	-	-
PCED: Affordable Hsg. Set Aside	-	-	-	-
PCED: Other	-	-	-	-
Engineering: Other	-	-	-	-
Debt Service-Principal	400,085	400,085	400,085	399,263
Debt Service-Interest	71,505	59,557	59,557	45,858
Pay Advances-Principal	-	-	-	-
Pay Advances-Interest	-	13,854	13,854	-
Capital Lease-Principal	-	-	-	-
Capital Lease-Interest	-	-	-	-
Refund to Overlying Districts	-	-	-	-
Staff Costs	5,729	30,000	6,323	6,323
Audit Costs	1,600	2,000	2,000	2,000
Other	234	-	-	-
<b>Total Outflows:</b>	<u>\$ 479,214</u>	<u>\$ 505,496</u>	<u>\$ 481,819</u>	<u>\$ 453,444</u>
<b>Annual Net Cash Flow</b>	<u>\$ (458,038)</u>	<u>\$ (2,665)</u>	<u>\$ 21,012</u>	<u>\$ 48,702</u>
<b>Cash Balance (Deficit), December 31</b>	<u>\$ (3,354,006)</u>	<u>\$ (3,930,775)</u>	<u>\$ (3,332,995)</u>	<u>\$ (3,284,293)</u>
<b>Memo: Unrecovered Costs (Fav.)</b>	\$ 5,498,977	\$ 5,533,274	\$ 5,077,880	\$ 4,629,915

Includes 2017 amounts as follows:  
 (none)

Note: A resolution (RES-14-00388) adopted 5/20/14 authorizes amendment of the project plan to provide for a "donor-recipient" arrangement between TIDs #35 and #38, whereby TID 35, as a donor TID, will, starting in 2016, transfer \$500,000 per year to TID #38 for five years, or a total of \$2,500,000.	<u>\$ -</u>
---	-------------

**Tax Incremental Financing**  
**TID #40 - Northside**  
Inception 2009

	<u>2015 Actual</u>	<u>2016 Budget</u>	<u>2016 Projected</u>	<u>2017 Request</u>
<b>Cash Balance (Deficit), January 1</b>	\$ (538,476)	\$ (336,335)	\$ 315,752	\$ 401,479
<b>Project Inflows:</b>				
Incremental Revenues	-	-	-	-
Computer Reimbursement	175,841	102,914	102,914	246,699
Payment on Advance	-	-	-	-
Interest Income	1,827	-	-	-
Proceeds from Borrowing	-	-	-	-
Developer Capital Funding	-	-	-	-
Application Fees	-	-	-	-
Transfer in from TID 41	-	-	-	400,000
Other	-	-	-	-
<b>Total Inflows:</b>	<u>\$ 177,668</u>	<u>\$ 102,914</u>	<u>\$ 102,914</u>	<u>\$ 646,699</u>
<b>Project Outflows:</b>				
Engineering: Ped Bike	-	-	-	-
Engineering: Major Streets	-	-	-	-
Engineering: Storm Water	-	-	-	-
Engineering: Sewer Utility	-	-	-	-
Parks	2,888	-	-	-
PCED: Payments to Developers	-	-	-	-
PCED: Planning Studies	-	-	-	-
PCED: Affordable Hsg. Set Aside	-	-	-	-
PCED: Other	-	-	-	-
Engineering: Other	-	-	-	-
Debt Service-Principal	7,499	7,499	7,499	7,499
Debt Service-Interest	2,850	2,100	2,100	1,725
Pay Advances-Principal	-	-	-	-
Pay Advances-Interest	-	-	-	-
Capital Lease-Principal	-	-	-	-
Capital Lease-Interest	-	-	-	-
Refund to Overlying Districts	-	-	-	-
Staff Costs	5,711	-	5,563	-
Audit Costs	1,600	-	2,025	-
Other	234	-	-	-
<b>Total Outflows:</b>	<u>\$ 20,782</u>	<u>\$ 9,599</u>	<u>\$ 17,187</u>	<u>\$ 9,224</u>
<b>Annual Net Cash Flow</b>	<u>\$ 156,886</u>	<u>\$ 93,315</u>	<u>\$ 85,727</u>	<u>\$ 637,475</u>
<b>Cash Balance (Deficit), December 31</b>	<u>\$ 315,752</u>	<u>\$ (243,020)</u>	<u>\$ 401,479</u>	<u>\$ 1,038,953</u>
<b>Memo: Unrecovered Costs (Fav.)</b>	\$ 479,745	\$ 399,968	\$ 386,519	\$ (258,455)

Note: A proposed resolution (File ID 43890) introduced 8/2/16 authorizes amendment of the project plan to provide for a "donor-recipient" arrangement between TIDs #40 and #41, whereby TID 41, as a donor TID, will, starting in 2017, transfer \$400,000 per year to TID #40. This relationship will expire after 1 year.

**Tax Incremental Financing**  
**TID #41 - University - Whitney (UW Clinic Project)**  
 Inception 2011

	<u>2015 Actual</u>	<u>2016 Budget</u>	<u>2016 Projected</u>	<u>2017 Request</u>
<b>Cash Balance (Deficit), January 1</b>	\$ (57,181)	\$ 487,551	\$ 468,413	\$ 750,682
<b>Project Inflows:</b>				
Incremental Revenues	1,097,092	840,958	840,958	828,755
Computer Reimbursement	4,832	-	-	6,533
Payment on Advance	-	-	-	-
Interest Income	3,141	4,876	3,388	7,507
Proceeds from Borrowing	-	-	-	-
Developer Capital Funding	-	-	-	-
Application Fees	-	-	-	-
Other	-	-	-	-
<b>Total Inflows:</b>	<u>\$ 1,105,065</u>	<u>\$ 845,834</u>	<u>\$ 844,346</u>	<u>\$ 842,795</u>
<b>Project Outflows:</b>				
Engineering: Ped Bike	-	-	-	-
Engineering: Major Streets	-	-	-	-
Engineering: Storm Water	-	-	-	-
Engineering: Sewer Utility	-	-	-	-
Parks	-	1,000	1,000	1,000
PCED: Payments to Developers	-	-	-	-
PCED: Planning Studies	-	-	-	-
PCED: Affordable Hsg. Set Aside	-	-	-	-
PCED: Other	-	-	-	-
Engineering: Other	-	-	-	-
Debt Service-Principal	481,916	480,496	480,496	480,480
Debt Service-Interest	90,039	80,581	80,581	70,791
Pay Advances-Principal	-	-	-	-
Pay Advances-Interest	-	-	-	-
Capital Lease-Principal	-	-	-	-
Capital Lease-Interest	-	-	-	-
Refund to Overlying Districts	-	-	-	-
Transfer to TID 40	-	-	-	400,000
Staff Costs	5,682	-	-	-
Audit Costs	1,600	-	-	-
Other	234	-	-	-
<b>Total Outflows:</b>	<u>\$ 579,471</u>	<u>\$ 562,077</u>	<u>\$ 562,077</u>	<u>\$ 952,272</u>
<b>Annual Net Cash Flow</b>	<u>\$ 525,594</u>	<u>\$ 525,175</u>	<u>\$ 282,269</u>	<u>\$ (109,477)</u>
<b>Cash Balance (Deficit), December 31</b>	<u>\$ 468,413</u>	<u>\$ 489,317</u>	<u>\$ 750,682</u>	<u>\$ 641,205</u>
<b>Memo: Unrecovered Costs (Fav.)</b>	<u>\$ 3,009,416</u>	<u>\$ 3,005,716</u>	<u>\$ 2,246,651</u>	<u>\$ 1,875,648</u>

Note: A proposed resolution (File ID 43890) introduced 8/2/16 authorizes amendment of the project plan to provide for a "donor-recipient" arrangement between TIDs #40 and #41, whereby TID 41, as a donor TID, will, starting in 2017, transfer \$400,000 per year to TID #40. This relationship will expire after 1 year.

Includes 2017 amounts as follows:

Transfer to TID 40	Cash	400,000
Parks: Street Tree Replacements	Cash	1,000
		<u>\$ 401,000</u>

**Tax Incremental Financing**  
**TID #42 - Wingra (Wingra Clinic Project)**  
 Inception 2012

	<u>2015 Actual</u>	<u>2016 Budget</u>	<u>2016 Projected</u>	<u>2017 Request</u>
<b>Cash Balance (Deficit), January 1</b>	\$ 969,180	\$ 369,536	\$ 663,935	\$ 498,442
<b>Project Inflows:</b>				
Incremental Revenues	248,701	430,058	430,058	441,820
Computer Reimbursement	21,699	-	-	29,572
Payment on Advance	-	-	-	-
Interest Income	3,868	-	4,996	-
Proceeds from Borrowing	-	-	-	-
Developer Capital Funding	-	-	-	-
Application Fees	-	-	-	-
Other	-	-	-	-
<b>Total Inflows:</b>	<u>\$ 274,268</u>	<u>\$ 430,058</u>	<u>\$ 435,054</u>	<u>\$ 471,392</u>
<b>Project Outflows:</b>				
Engineering: Ped Bike	-	-	-	-
Engineering: Major Streets	-	-	-	-
Engineering: Storm Water	431	-	-	-
Engineering: Sewer Utility	-	-	-	-
Parks	141	1,000	1,000	1,000
PCED: Payments to Developers	-	-	-	-
PCED: Planning Studies	-	-	-	-
PCED: Affordable Hsg. Set Aside	-	-	-	-
PCED: Other	200	30,000	30,000	30,000
Engineering: Other	-	-	-	-
Debt Service-Principal	475,627	475,627	475,627	475,535
Debt Service-Interest	91,186	82,724	82,724	72,161
Pay Advances-Principal	-	-	-	-
Pay Advances-Interest	-	-	-	-
Capital Lease-Principal	-	-	-	-
Capital Lease-Interest	-	-	-	-
Refund to Overlying Districts	-	-	-	-
Staff Costs	5,814	-	11,196	-
Audit Costs	1,600	-	-	-
Other	4,514	-	-	-
<b>Total Outflows:</b>	<u>\$ 579,513</u>	<u>\$ 589,351</u>	<u>\$ 600,547</u>	<u>\$ 578,696</u>
<b>Annual Net Cash Flow</b>	<u>\$ (305,245)</u>	<u>\$ (322,786)</u>	<u>\$ (165,493)</u>	<u>\$ (107,304)</u>
<b>Cash Balance (Deficit), December 31</b>	<u>\$ 663,935</u>	<u>\$ 374,434</u>	<u>\$ 498,442</u>	<u>\$ 391,138</u>
<b>Memo: Unrecovered Costs (Fav.)</b>	\$ 3,022,239	\$ 3,113,350	\$ 2,712,105	\$ 2,343,874
Includes 2017 amounts as follows:				
Parks: Street Tree Replacements			Cash	1,000
PCED: Holding Costs			Cash	30,000
				<u>\$ 31,000</u>

**Tax Incremental Financing**  
**TID #43 - Park/Drake**  
Inception 2013

	<u>2015 Actual</u>	<u>2016 Budget</u>	<u>2016 Projected</u>	<u>2017 Request</u>
<b>Cash Balance (Deficit), January 1</b>	\$ (59,604)	\$ 290,476	\$ 419,232	\$ 264,732
<b>Project Inflows:</b>				
Incremental Revenues	229,054	541,172	229,054	714,422
Computer Reimbursement	190	-	-	120
Payment on Advance	-	-	-	-
Interest Income	1,866	-	-	-
Proceeds from Borrowing	504,150	300,000	-	250,000
Developer Capital Funding	-	-	-	-
Application Fees	1,400	-	-	-
Other	-	-	-	-
<b>Total Inflows:</b>	<u>\$ 736,660</u>	<u>\$ 841,172</u>	<u>\$ 229,054</u>	<u>\$ 964,542</u>
<b>Project Outflows:</b>				
Engineering: Ped Bike	-	-	-	-
Engineering: Major Streets	-	-	-	-
Engineering: Storm Water	-	-	-	-
Engineering: Sewer Utility	-	-	-	-
Parks	-	2,000	2,000	1,000
P & D: Payments to Developers	-	-	-	-
P & D: Planning Studies	-	-	-	-
P & D: Affordable Hsg. Set Aside	-	-	-	-
P & D: Other	-	300,000	300,000	250,000
Engineering: Other	-	-	-	-
Debt Service-Principal	50,046	50,046	50,046	50,046
Debt Service-Interest	11,621	10,621	11,622	9,620
Pay Advances-Principal	-	-	-	-
Pay Advances-Interest	-	-	-	-
Capital Lease-Principal	-	-	-	-
Capital Lease-Interest	-	-	-	-
Refund to Overlying Districts	-	-	-	-
Staff Costs	14,473	-	19,886	-
Audit Costs	1,600	-	-	-
Other	180,084	-	-	-
<b>Total Outflows:</b>	<u>\$ 257,824</u>	<u>\$ 362,667</u>	<u>\$ 383,554</u>	<u>\$ 310,666</u>
<b>Annual Net Cash Flow</b>	<u>\$ 478,836</u>	<u>\$ 162,262</u>	<u>\$ (154,500)</u>	<u>\$ 653,876</u>
<b>Cash Balance (Deficit), December 31</b>	<u>\$ 419,232</u>	<u>\$ 102,658</u>	<u>\$ 264,732</u>	<u>\$ 918,608</u>
<b>Memo: Unrecovered Costs (Fav.)</b>	\$ 449,954	\$ 847,342	\$ 554,408	\$ 100,485
Includes 2017 amounts as follows:				
PCED: Small Cap TIF Loan			Cash	250,000
Parks: Street Tree Replacements			Cash	1,000
				<u>\$ 251,000</u>



**Tax Incremental Financing**  
**TID #44 - Royster Clark**  
Inception 2013

	<u>2015 Actual</u>	<u>2016 Budget</u>	<u>2016 Projected</u>	<u>2017 Request</u>
<b>Cash Balance (Deficit), January 1</b>	\$ (41,500)	\$ 1,243,928	\$ (625,867)	\$ (741,792)
<b>Project Inflows:</b>				
Incremental Revenues	-	110,724	110,724	199,111
Computer Reimbursement	5,173	-	-	5,248
Payment on Advance	-	-	-	-
Interest Income	5,510	-	-	-
Proceeds from Borrowing	-	3,270,000	2,000,000	-
Developer Capital Funding	-	-	-	-
Application Fees	10,774	-	-	-
Other	-	-	-	-
<b>Total Inflows:</b>	<u>\$ 21,457</u>	<u>\$ 3,380,724</u>	<u>\$ 2,110,724</u>	<u>\$ 204,359</u>
<b>Project Outflows:</b>				
Engineering: Ped Bike	-	-	-	-
Engineering: Major Streets	-	3,270,000	2,000,000	-
Engineering: Storm Water	-	-	-	-
Engineering: Sewer Utility	-	-	-	-
Parks	-	3,000	1,000	1,000
PCED: Payments to Developers	-	-	-	-
PCED: Planning Studies	-	-	-	-
PCED: Affordable Hsg. Set Aside	-	-	-	-
PCED: Other	93	-	-	-
Engineering: Other	-	-	-	-
Debt Service-Principal	150,733	150,626	150,733	150,626
Debt Service-Interest	45,794	42,779	45,794	39,767
Pay Advances-Principal	-	-	-	-
Pay Advances-Interest	-	-	-	-
Capital Lease-Principal	-	-	-	-
Capital Lease-Interest	-	-	-	-
Refund to Overlying Districts	-	-	-	-
Staff Costs	7,370	-	29,122	-
Audit Costs	1,600	-	-	-
Other	400,234	-	-	-
<b>Total Outflows:</b>	<u>\$ 605,824</u>	<u>\$ 3,466,405</u>	<u>\$ 2,226,649</u>	<u>\$ 191,393</u>
<b>Annual Net Cash Flow</b>	<u>\$ (584,367)</u>	<u>\$ (196,780)</u>	<u>\$ (115,925)</u>	<u>\$ 12,966</u>
<b>Cash Balance (Deficit), December 31</b>	<u>\$ (625,867)</u>	<u>\$ (238,280)</u>	<u>\$ (741,792)</u>	<u>\$ (728,827)</u>
<b>Memo: Unrecovered Costs (Fav.)</b>	\$ 498,153	\$ 1,593,680	\$ 2,463,345	\$ 2,299,753
Includes 2017 amounts as follows:				
Parks: Street Tree Replacements			Cash	1,000
				<u>\$ 1,000</u>

**Tax Incremental Financing**  
**TID #45 - Capitol Square West**  
Inception June 2015

	<u>2015 Actual</u>	<u>2016 Budget</u>	<u>2016 Projected</u>	<u>2017 Request</u>
<b>Cash Balance (Deficit), January 1</b>	\$ -	\$ (8,317,000)	\$ 133,207	\$ (1,483,183)
<b>Project Inflows:</b>				
Incremental Revenues	-	-	-	-
Computer Reimbursement	-	-	-	-
Payment on Advance	-	-	-	-
Interest Income	14,967	-	-	-
Proceeds from Borrowing	13,345,000	3,745,000	3,745,000	1,695,000
Developer Capital Funding	-	-	-	-
Application Fees	78,585	-	-	-
Other	135,436	-	-	-
<b>Total Inflows:</b>	<u>\$ 13,573,988</u>	<u>\$ 3,745,000</u>	<u>\$ 3,745,000</u>	<u>\$ 1,695,000</u>
<b>Project Outflows:</b>				
Transfer Out to Buildings	-	-	-	-
Engineering: Major Streets	-	1,695,000	1,695,000	1,695,000
Engineering: Storm Water	-	-	-	-
Engineering: Sewer Utility	-	-	-	-
Parks	-	-	-	-
P & D: Payments to Developers	13,317,000	2,050,000	2,050,000	-
P & D: Planning Studies	-	2,500	2,500	-
P & D: Affordable Hsg. Set Aside	-	-	-	-
P & D: Other	-	-	-	-
State Street - Capitol Square	-	-	-	-
Debt Service-Principal	-	1,335,000	1,335,000	1,335,000
Debt Service-Interest	-	270,780	270,780	264,193
Pay Advances-Principal	-	-	-	-
Pay Advances-Interest	-	-	-	-
Capital Lease-Principal	-	-	-	-
Capital Lease-Interest	-	-	-	-
Refund to Overlying Districts	-	-	-	-
Staff Costs	24,244	-	8,110	-
Audit Costs	1,251	-	-	-
Other	98,286	-	-	-
<b>Total Outflows:</b>	<u>\$ 13,440,781</u>	<u>\$ 5,353,280</u>	<u>\$ 5,361,390</u>	<u>\$ 3,294,193</u>
<b>Annual Net Cash Flow</b>	<u>\$ 133,207</u>	<u>\$ (1,608,280)</u>	<u>\$ (1,616,390)</u>	<u>\$ (1,599,193)</u>
<b>Cash Balance (Deficit), December 31</b>	<u>\$ 133,207</u>	<u>\$ (9,925,280)</u>	<u>\$ (1,483,183)</u>	<u>\$ (3,082,376)</u>
	(133,207)			
<b>Memo: Unrecovered Costs (Fav.)</b>	\$ 13,211,793	\$ 17,230,073	\$ 17,238,183	\$ 19,197,376

Includes 2017 amounts as follows:

Eng: Mjr Streets: Capital Square Pavement Replacement	Borrowing	1,695,000
		<u>\$ 1,695,000</u>

**Tax Incremental Financing**  
**TID #46 - Research Park**  
Inception September 2015

	<u>2015 Actual</u>	<u>2016 Budget</u>	<u>2016 Projected</u>	<u>2017 Request</u>
<b>Cash Balance (Deficit), January 1</b>	\$ -	\$ -	\$ (8,372)	\$ (8,372)
<b>Project Inflows:</b>				
Incremental Revenues	-	-	-	263,710
Computer Reimbursement	-	-	-	-
Payment on Advance	-	-	-	-
Interest Income	18	-	-	-
Proceeds from Borrowing	-	2,500,000	-	2,500,000
Developer Capital Funding	-	-	-	-
Application Fees	-	-	-	-
Other	-	-	-	-
<b>Total Inflows:</b>	<u>\$ 18</u>	<u>\$ 2,500,000</u>	<u>\$ -</u>	<u>\$ 2,763,710</u>
<b>Project Outflows:</b>				
Transfer Out to Buildings	-	-	-	-
Engineering: Major Streets	-	-	-	-
Engineering: Storm Water	-	-	-	-
Engineering: Sewer Utility	-	-	-	-
Parks	-	-	-	-
P & D: Payments to Developers	-	2,500,000	-	2,500,000
P & D: Planning Studies	-	-	-	-
P & D: Affordable Hsg. Set Aside	-	-	-	-
P & D: Other	-	-	-	-
State Street - Capitol Square	-	-	-	-
Debt Service-Principal	-	-	-	-
Debt Service-Interest	-	-	-	-
Pay Advances-Principal	-	-	-	-
Pay Advances-Interest	-	-	-	-
Capital Lease-Principal	-	-	-	-
Capital Lease-Interest	-	-	-	-
Refund to Overlying Districts	-	-	-	-
Staff Costs	6,447	-	-	-
Audit Costs	227	-	-	-
Other	1,716	-	-	-
<b>Total Outflows:</b>	<u>\$ 8,390</u>	<u>\$ 2,500,000</u>	<u>\$ -</u>	<u>\$ 2,500,000</u>
<b>Annual Net Cash Flow</b>	<u>\$ (8,372)</u>	<u>\$ -</u>	<u>\$ -</u>	<u>\$ 263,710</u>
<b>Cash Balance (Deficit), December 31</b>	<u>\$ (8,372)</u>	<u>\$ -</u>	<u>\$ (8,372)</u>	<u>\$ 255,337</u>
<b>Memo: Unrecovered Costs (Fav.)</b>	\$ 8,408	\$ 2,508,408	\$ 8,408	\$ 2,244,698
Includes 2017 amounts as follows:				
PCED: Research Park				2,500,000
				<u>\$ 2,500,000</u>





# *Glossary*

## 2017 Capital Improvement Plan: Executive Budget

## Glossary

---

**AGENCY:** A unit of organization within the City. Agencies include departments, divisions, and utilities. Each agency is responsible for submitting to the Finance Director capital and operating budget requests outlining projected costs of operation for the upcoming fiscal year.

**APPROPRIATION:** The legislative authority to spend and obligate a specified amount from a designated fund account for a specific purpose.

**BORROWING SCHEDULE:** The plan for General Fund and Non-General Fund General Obligation (GO) borrowing during the period of the Capital Improvement Plan (CIP).

**CANCELLATION:** The removal of budget authority for a project or program. Authority may be cancelled because a project is delayed, the project is not moving forward, implementation is slowed, the project is completed under budget, or there is a change in the scope of the project.

**CAPITAL BUDGET:** The appropriations for capital projects, which comprise the first year of the Capital Improvement Plan.

**CAPITAL IMPROVEMENT PLAN (CIP):** The capital projects planned for the next six years in the capital budget. Only the first year of the Capital Improvement Plan is appropriated with the adoption of the capital budget. The remaining five years of budgeted information is presented as a plan for the future.

**CAPITAL PROGRAM:** A large scale *continuing* work plan which provides for lasting improvements to the City's infrastructure, assets, and services oftentimes funded by debt, bonds, and other borrowing methods.

**CAPITAL PROJECT:** A large scale work plan with a *defined start date and end date* which provides for lasting improvements to the City's infrastructure, assets, and services oftentimes funded by debt, bonds, and other borrowing.

**DEBT SERVICE:** Principal and interest payments on debt incurred by the City.

**EXECUTIVE BUDGET:** The Mayor's plan for expenditures and funding sources during the fiscal year. The plan reflects potential appropriations and is presented to the Common Council for their amendments and adoption at which time the funds are legally appropriated.

**EXPENDITURE TYPE:** The category that describes the type of expenditure being made, for example, Building, Machinery and Equipment, Fiber Network.

**FUNDING SOURCE:** Income received which supports an appropriation. Funding sources include General Obligation borrowing, federal and state grants, special assessments, etc.

**GENERAL OBLIGATION (GO) BORROWING:** a type of municipal borrowing that is secured by the City's available resources, including tax revenues, to repay the debt.

**General Fund GO Borrowing:** General Obligation Borrowing that is funded by the City's General Fund which comprises most of the City's tax revenues and unrestricted revenues.

**Non-General Fund GO Borrowing:** General Obligation Borrowing that is funded by sources other than the General Fund. These include enterprise funds such as Stormwater and Metro.

**HOLDING COSTS:** Expenses for upkeep and maintenance of the unoccupied areas of the Tax Increment Financing (TIF) district properties throughout Madison.

**IMPACT FEE:** A fee imposed on developers in order to pay the capital costs to construct, expand or improve public facilities which are necessary to accommodate new development or any improvements made to existing development in the City as a whole or in designated development impact fee zones. The City currently has 21 impact fees that pay for park infrastructure, parkland acquisitions, transportation improvements, stormwater facilities and sanitary sewer improvements.

**DEVELOPMENT IMPACT FEE ZONE:** Geographically defined areas of the City that have been designated by the Common Council as areas in which development has created or may create the need for capital improvements to be funded in whole or in part by impact fees. The areas may be referenced in the Comprehensive Plan or Master Plan, and shall be shown on a Development Impact Fee Zones Map.

**PAVEMENT RATING:** A scale for measuring roadway quality ranging from 0-10, used to document the roadway condition throughout the City of Madison. Pavement ratings are updated biennially.

1	2	3	4	5	6	7	8	9	10
Poor	Deficient			Adequate				New	

**REAUTHORIZATION:** Funding appropriated in one year that will not be received in that year and is appropriated by the Common Council in the following year’s budget for the same purpose.

**REVENUE BONDS:** Debt funding for capital projects and programs that is secured by a specified revenue source, for example, payments made by rate payers for water or sewer services.

**SPECIAL ASSESSMENTS:** Charges designated for improvements and services provided to real property within the City and charged to the property owners. Examples of improvements funded by special assessments include sewer repair and sidewalk replacement.

**TAX INCREMENT:** The amount obtained by multiplying the total county, city, school and other local general property taxes levied on all taxable property within a tax incremental district in a year by a fraction having as a numerator the value increment for that year in the TID and as a denominator that year’s equalized value of all taxable property in the TID. In any year, a tax increment is “positive” if the value increment is positive.

**TAX INCREMENTAL BASE (BASE VALUE):** The aggregate value, as equalized by the Wisconsin Department of Revenue, of all taxable property located within a Tax Increment District (TID) on the date as of which the TID is created.

**TAX INCREMENT DISTRICT (TID):** A geographical area, made up of contiguous whole units of property. A TID does not include any area identified as a wetland, as defined in State Statute.

**TAX INCREMENT FINANCING (TIF):** TIF is a public financing method that serves two primary functions. The first function is to fund certain capital improvements. The second function is, when a private project has demonstrated financial need and met the “but for” test as proscribed in State Statute, to provide public financial assistance to private developments in a tax increment district. (For a full list of eligible project costs, consult State Statute 66.1105.)

**VALUE INCREMENT:** The equalized value of all taxable property in a TID in any year minus the tax incremental base. In any year “value increment” is positive if the tax incremental base is less than the aggregate value of taxable property as equalized by the Wisconsin Department of Revenue; it is negative if that base exceeds the aggregate value.





**FINANCE DEPARTMENT**  
*OFFICE OF BUDGET and PROGRAM EVALUATION*

FINANCE DIRECTOR  
David Schmiedicke

BUDGET MANAGER  
Laura Larsen

BUDGET POLICY ANALYST  
Elizabeth York  
Travis Martin  
Benjamin John

DATA PROJECTS COORDINATOR  
Karalyn Kratowicz

GRANT WRITER  
Judy Olson





City of Madison  
Finance Department  
210 Martin Luther King Jr Blvd  
Madison WI