




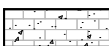

EXHIBIT C

PERMITTED ENCROACHMENTS INTO EASEMENTS

KEY

- 1 PRIVATE STORM SEWER & ACCESS STRUCTURES
- 2 TRASH ENCLOSURE
- 3 ASPHALT PAVEMENT
- 4 CONCRETE OUTDOOR PATIO FURNITURE DISPLAY
- 5 CONCRETE PAD AND BENCH
- 6 LIGHT POLE
- 7 BIORETENTION DEVICE

- 8 WATER LATERAL
- 9 CURB AND GUTTER
- 10 SIDEWALK
- 11 SANITARY LATERAL

-  CONCRETE
-  EX PAVEMENT
-  EX SIDEWALK
-  CONCRETE OUTDOOR PATIO FURNITURE DISPLAY
-  COVERED DISPLAY

