MTCCC

Sprinkler Replacement

May 15, 2013

Project No. 2 Description: Remove and replace existing sprinkler heads throughout the building.

Potter Lawson No. 2013.07.00

Potter Lawson

Page Intentionally Left Blank

PROJECT: MTCCC
SPRINKLER REPLACEMENT

OWNER: MONONA TERRACE COMMUNITY AND
CONVENTION CENTER
ONE JOHN NOLEN DRIVE
MADISON, WISCONSIN 53703

ARCHITECT: POTTER LAWSON, INC.
15 ELLIS POTTER COURT (53711)
P.O. BOX 44964
MADISON, WI 53744-4964
PHONE (608) 274-2741

CONSULTANTS:

PROFESSIONAL ENGINEERS:

Mechanical ARNOLD & O'SHERIDAN, INC.
1111 DEMING WAY
MADISON, WI 53717
PHONE (608) 821-8500
FAX (608) 821-8501

Page Intentionally Left Blank

TABLE OF CONTENTS

		PAGES THROUGH
SPECIFICATIONS		
00 01 01	Project Title Page	00 01 01-1
00 01 10	Table of Contents	00 01 10-1
21 00 00	Fire Protection System Outline Specification	21 00 00-3
DRAWINGS		
F00	Fire Protection Symbols & Abbreviations	
F01	Level +4'-8" Floor Plan East Fire Protection	
F02	Level +4'-8" Floor Plan West Fire Protection	
F03	Level +19' Floor Plan East Fire Protection	
F04	Level +19' Floor Plan West Fire Protection	
F05	Level +29' Floor Plan East Fire Protection	
F06	Level +29' Floor Plan West Fire Protection	
F07	Level +40' Floor Plan East Fire Protection	
F08	Level +40' Floor Plan West Fire Protection	
F09	Level +52' Floor Plan East Fire Protection	
F10	Level +52' Floor Plan West Fire Protection	
F11	North Central Lobby and +65' Floor Plan Fire Protection	

End of Table of Contents

Page Intentionally Left Blank

SECTION 21 00 00 - FIRE PROTECTION SYSTEM OUTLINE SPECIFICATION

PART ONE - GENERAL

SCOPE
Drawings and general provisions of Contract, including General and Supplementary Conditions and Division 1 Specification Sections, apply to work of this Section.

Fire Protection includes wet-pipe sprinkler protection of the entire building including sprinkler coverage at top and bottom of elevator shafts and elevator equipment rooms. This section includes the following topics:

This is a design build project. The contractor shall follow scope documents for type of systems, materials and equipment to use.

The contractor shall be the Engineer of Record and prepare, seal and submit drawings and calculations to obtain approval and building permit from State, Insurance company, and local authority. Submit drawings and calculations to authorities. Drawings shall be prepared using AutoCAD Version 2010 or newer.

The scope documents, along with local regulations and codes, shall be the basis for the Fire Protection design and construction.

The contractor shall calculate, size and select systems as defined by the scope documents. This shall include coordination with other trade contractors.

GENERAL PROVISIONS
The fire standpipe and sprinkler systems shall be designed and installed in conformance with NFPA 13, Wisconsin Building Code and Fire Code for City of Madison.

Fees, permits and inspections shall be obtained and paid for by the Fire Protection Contractor.

Include costs to cut and patch walls, floors, roof, and ceiling, affected by new work.

Installation shall be warranted for one year after date of acceptance.

Keep premises free from waste materials during construction .

UNIT PRICES
When submitting his cost for the project the contractor shall provide a list of man hour rates. These rate prices shall reflect the cost the contractor will either add or deduct from his base price, where the Owner decides to install or delete systems, piping, or equipment on an individual basis.

DEMOLITION
Where piping is removed and not reconnected with new work, ends of existing services shall be capped as if they were new work.

Identify piping and equipment for removal by demolition contractor. Pipe, equipment, and similar items demolished, abandoned, or deactivated shall be removed from the site except as specifically noted otherwise by the Owner. Designated equipment is to be turned over to the Owner for their use at a place and time so designated. The condition of material and equipment that is to be reused shall be maintained to that existing before work began.

OCCUPANCY REQUIREMENTS

Contractor shall verify the planned occupancy and phasing of the building with the Architect and Owner prior to design and construction. Contractor pricing shall reflect these requirements to the extent that fire protection systems must be installed, located, segregated, operational, or otherwise planned to reflect phasing and partial occupancy requirements.

Coordinate disruptions for piping installation and system shut-down requirements with existing tenants and with the building Owner.

SYSTEM DESCRIPTION

Remove and replace existing sprinklers as indicated on the plans. New sprinklers shall match the existing sprinkler types, including style, standard or extended coverage, escutcheon size and color, k-factor, and temperature rating. Contractor shall verify all existing conditions prior to beginning any work.

Coordinate schedule of work with owner. Some existing ceilings are scheduled to be re-finished and sprinkler work shall coincide with ceiling work.

Contractor shall be responsible for all patching of existing walls and ceiling required to replace the existing sprinklers. Contractor shall be responsible for any scaffolding required to reach existing sprinklers.

PART TWO - PRODUCTS

GENERAL

Items shall be UL listed or FM approved for the intended usage.

PIPE AND FITTINGS

Carbon steel pipe, black, thickness per NFPA 13, conforming to ASTM A53, A135, A795. Malleable iron fittings, screwed or mechanical coupling joints.

SPRINKLERS

MANUFACTURERS

Central Sprinkler, Grinnel, Reliable, Star Sprinkler, Viking, or Tyco.

Refer to plans for sprinkler head types and finishes in each area. Provide sprinkler guards in areas where sprinklers may be subject to damage (i.e. mechanical rooms). Match existing sprinkler types and finishes in all areas.

Finished Areas

Chrome plated bronze body quick response pendent or concealed sprinklers with glass bulb heat sensor. Semi-recessed sprinklers shall have adjustable recessed escutcheon. Concealed sprinklers shall have adjustable cover plates.

Unfinished Areas

Plain bronze body, upright or pendent, quick response sprinklers, with solder link or glass bulb for wet system.

RATINGS

Use higher temperature-rated sprinkler heads in areas near heat sources, elevator equipment rooms, and elevator shafts. Match existing sprinkler head temperature ratings.

MISCELLANEOUS EQUIPMENT

Provide other equipment and accessories, for a sprinkler system installation in accordance with NFPA and FM requirements.

PART THREE - EXECUTION

INSTALLATION

Design and install sprinklers in conformance with requirements of NFPA 13, Wisconsin Building Code, Insurance regulations, and Local Fire Marshal Regulations.

Provide pressure and flow tests as required by NFPA and insurance company. Inform Owner, Architect, and Local Fire Department one day prior to performing the test so that if anyone desires, they may witness the test.

GENERAL

Maintain systems in clean condition internally during construction.

Coordinate shut-downs with owner.

SPRINKLERS

Locate sprinklers maintaining clearances from obstructions, ceilings and walls. Install sprinklers level in locations not subject to spray pattern interference.

Sprinklers shall be centered in ceiling panels and tiles. A 1” tolerance for sprinkler placement is acceptable.

TESTING

Perform a flow test of the fire pump per NFPA 20. Inform the Architect and Owner of the scheduled date for the fire pump flow test. Keep records of testing for submission in the Maintenance Manuals.

End of Section

Page Intentionally Left Blank

FIRE PROTECTION SYMBOLS AND ABBREVIATIONS

NOTE: NOT ALL SYMBOLS AND ABBREVIATIONS INDICATED NECESSARILY APPLY TO THIS PROJECT.

FIRE PROTECTION SYSTEMS

ABBREVIATION	DESCRIPTION	SYMBOL
D	DRAIN LINE	D
DSP	DRY STANDPIPE	DSP
DSPR	DRY PIPE SPRINKLER	DSPR
F	FIRE PROTECTION WATER SERVICE	F
PSPR	PREACTION SPRINKLER	PSPR
SPR	SPRINKLER PIPING	SPR
WSP	WET STANDPIPE	WSP
XSPR	EXISTING PIPING (SERVICE DESIGNATED)	XSPR
XSPR	EXISTING PIPING TO BE REMOVED/ ABANDONED (SERVICE DESIGNATED)	XSPR

SYMBOLS

ABBREVIATION	DESCRIPTION	SYMBOL
-	SPRINKLER	
-	SIDEWALL SPRINKLER	
RPBP	REDUCED PRESSURE ZONE BACKFLOW PREVENTER	
DDCV	DOUBLE DETECTOR CHECK VALVE ASSEMBLY	
DCVA	DOUBLE CHECK VALVE ASSEMBLY	
FS	FLOW SWITCH	
-	ANGLE VALVE - FIRE HOSE CONNECTION	
-	TEST AND DRAIN VALVE	
FDC	FIRE DEPARTMENT CONNECTION	
FPTC	FIRE PUMP TEST CONNECTION	
HYD	FIRE HYDRANT	
-	TEE (BRANCH TO SIDE)	
-	TEE (BRANCH DOWN)	
UP	RISER UP	
DN	RISER DOWN	
CO	CLEANOUT	
WCO	WALL CLEANOUT	
FCO	FLOOR CLEANOUT	
YCO	YARD CLEANOUT	
-	UNION	
-	FLANGE	
-	FLOW	
-	CHECK VALVE	
PRV	PRESSURE REGULATING VALVE	
-	SOLENOID VALVE	
POC	POINT OF CONNECTION	OR
-	CAP	
-	SHUT-OFF VALVE	
-	PIPE STRAINER	
-	VALVE IN RISER	
-	PRESSURE GAUGE	
-	CONTINUATION	
FFE	FINISHED FLOOR ELEVATION	
-	EQUIPMENT IDENTIFICATION	A
-	KEYED NOTE	1
-	DRAWING REVISION	
-	BRANCH VALVE/ ROAD BOX	
-	TAG FOR CONTINUATION MATCH POINTS AND/OR DETAIL REFERENCE	X / PX (DETAIL NUMBER) (SHEET NUMBER)

ABBREVIATIONS

ABBREVIATION	DESCRIPTION
AFF	ABOVE FINISHED FLOOR
AP	ACCESS PANEL
BFF	BELOW FINISHED FLOOR
BHP	BRAKE HORSEPOWER
BLDG	BUILDING
BOP	BOTTOM OF PIPE
BOS	BOTTOM OF STRUCTURE
CI	CAST IRON
CL	CENTER LINE
DIA	DIAMETER
DWG	DRAWING
EA	EACH
EC	ELECTRICAL CONTRACTOR
EJ	EXPANSION JOINT
EQUIP	EQUIPMENT
ETR	EXISTING TO REMAIN
EXIST	EXISTING
°F	DEGREES FAHRENHEIT
FEC	FOOD EQUIPMENT CONTRACTOR
FPC	FIRE PROTECTION CONTRACTOR
FT	FOOT OR FEET
GAL	GALLON
GC	GENERAL CONTRACTOR
GPM	GALLON PER MINUTE
HC	HVAC CONTRACTOR
HG	MERCURY
HP	HORSEPOWER
HTR	HEATER
IE	INVERT ELEVATION
LBS	POUNDS
MAX	MAXIMUM
MBH	1000 BRITISH THERMAL UNITS/HOUR
MECH	MECHANICAL
MEZZ	MEZZANINE
MIN	MINIMUM
MTR	METER
NIC	NOT IN CONTRACT
NTS	NOT TO SCALE
PC	PLUMBING CONTRACTOR
PRELIM	PRELIMINARY
PRESS	PRESSURE
PS	PRESSURE SWITCH
PSF	POUNDS PER SQUARE FOOT
PSI	POUNDS PER SQUARE INCH
PVC	POLYVINYL CHLORIDE
RI	ROUGH-IN
RPM	REVOLUTIONS PER MINUTE
SF	SQUARE FEET
STRUCT	STRUCTURAL/STRUCTURE
TS	TAMPER SWITCH
VB	VACUUM BREAKER

©2006 Potter Lawson Architects

Potter Lawson

Consultants:

ARNOLD AND O'SHERIDAN INC
CONSULTING ENGINEERS
MADISON, WISCONSIN
(608) 821-8900
BROOKFIELD, WISCONSIN
(262) 790-6130
WWW.ARNOLDANDOSHERIDAN.COM
PROJECT NUMBER 130080

Notes:

Date	Issuance/Revisions	Symbol
05/15/13	Bid Documents	

MONONA TERRACE

SPRINKLER REPLACEMENT

MADISON, WI

Drawing Title:

FIRE PROTECTION SYMBOLS & ABBREVIATIONS

PLI Project Number: 2013.07.00-2

Drawing No. F00

Drawn By: A&O

K:\2013\130659\6 - CURRENT Drawings\Plumbing\F00.dwg 05/14/2013 - 04:00 pm

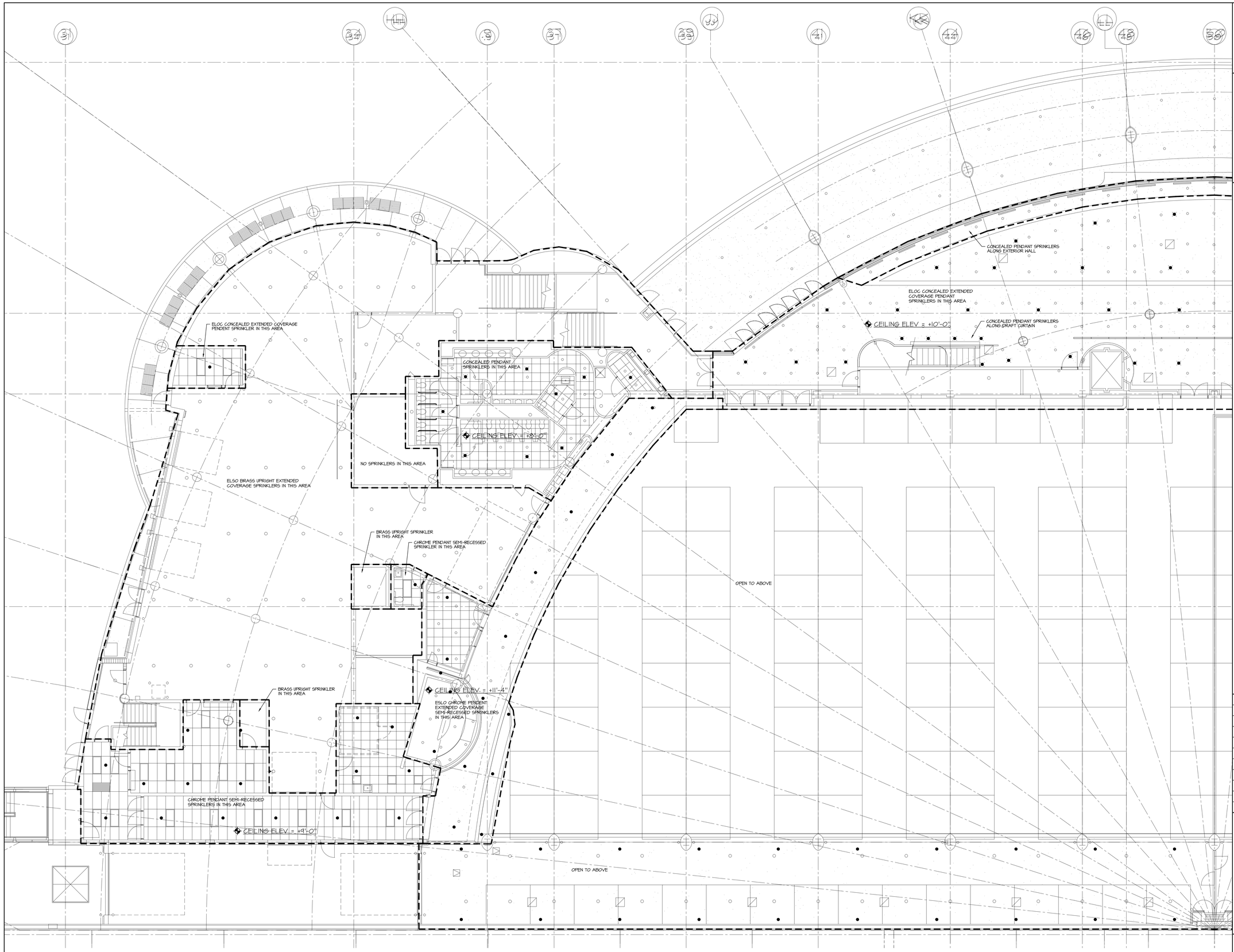

1 / F01 LEVEL +4'-8" FLOOR PLAN EAST FIRE PROTECTION

SCALE: 1/8" = 1'-0"

GENERAL NOTES:

1. REMOVE ALL EXISTING SPRINKLER HEADS AND REPLACE WITH NEW. MATCH EXISTING SPRINKLER HEAD TYPES AND LOCATIONS.
2. CEILING HEIGHTS INDICATED ARE FOR BIDDING PURPOSES ONLY. VERIFY EXACT CONDITIONS IN FIELD PRIOR TO INSTALLATION.

©2006 Potter Lawson Architects

K:\2013\130259\6 - CURRENT Drawings\Plumbing\F01.dwg 05/14/2013 - 04:00 pm

Potter Lawson

Consultants:

ARNOLD AND O'SHERIDAN INC
CONSULTING ENGINEERS
MADISON, WISCONSIN
(608) 821-8500
BROOKFIELD, WISCONSIN
(262) 780-8130
WWW.ARNOLDANDOSHERIDAN.COM
PROJECT NUMBER 130080

Notes:

TRUE NORTH
ARCHITECTURAL NORTH

Date	Issuance/Revisions	Symbol
05/15/13	Bid Documents	

MONONA TERRACE
SPRINKLER REPLACEMENT

MADISON, WI

Drawing Title:

LEVEL +4'-8" FLOOR PLAN EAST FIRE PROTECTION

PLI Project Number: 2013.07.00-2

Drawn By: A&O

Drawing No. F01

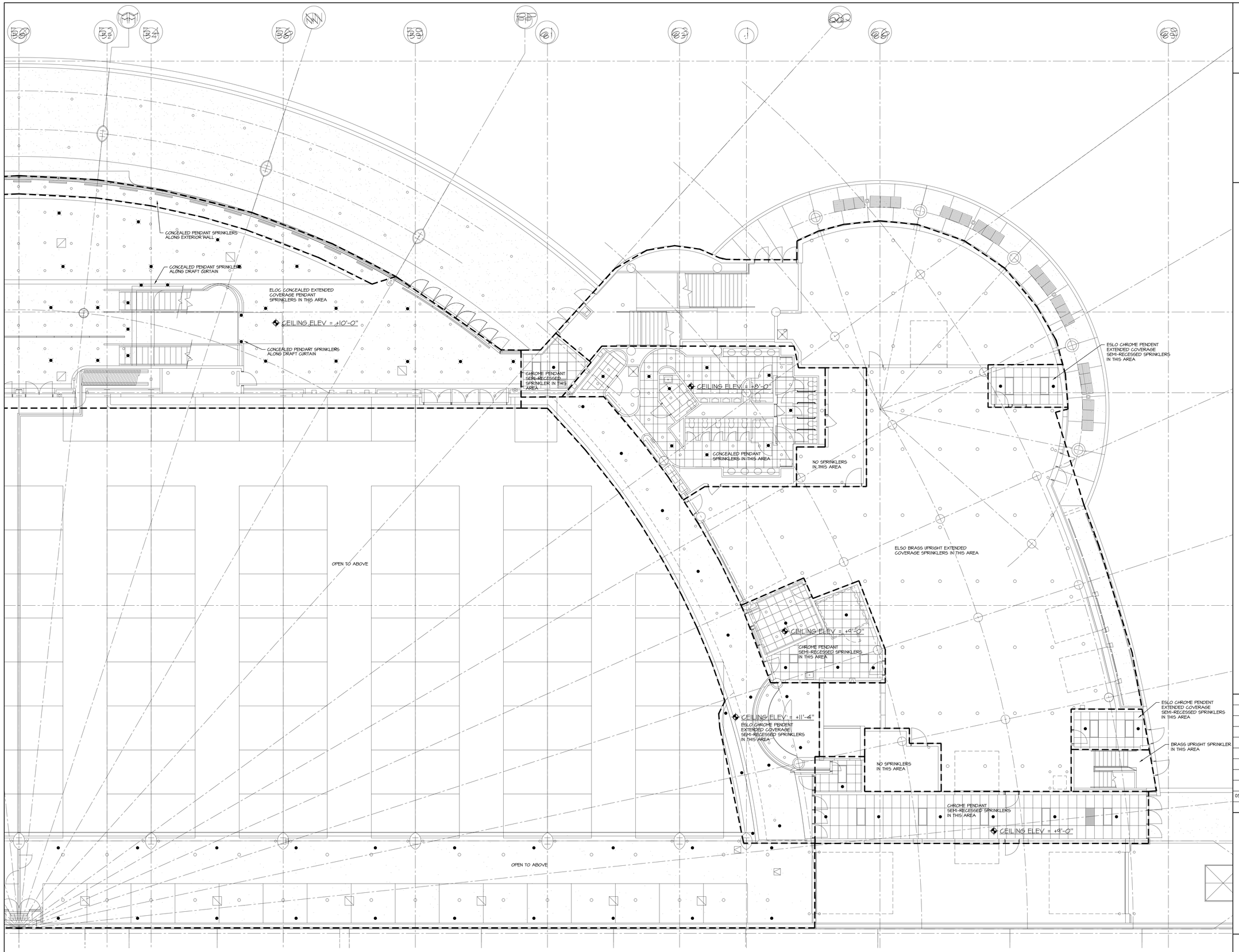

1 / F02 LEVEL +4'-8" FLOOR PLAN WEST FIRE PROTECTION

SCALE: 1/8" = 1'-0"

GENERAL NOTES:

1. REMOVE ALL EXISTING SPRINKLER HEADS AND REPLACE WITH NEW. MATCH EXISTING SPRINKLER HEAD TYPES AND LOCATIONS.
2. CEILING HEIGHTS INDICATED ARE FOR BIDDING PURPOSES ONLY. VERIFY EXACT CONDITIONS IN FIELD PRIOR TO INSTALLATION.

©2006 Potter Lawson Architects

K:\2013\130059\6 - CURRENT Drawings\Plumbing\F01.dwg 05/14/2013 - 04:00 pm

Potter Lawson

Consultants:

ARNOLD AND O'SHERIDAN INC
CONSULTING ENGINEERS
MADISON, WISCONSIN (608) 821-8900
BROOKFIELD, WISCONSIN (262) 782-6130
WWW.ARNOLDANDOSHERIDAN.COM
PROJECT NUMBER 130080

Notes:

TRUE NORTH
ARCHITECTURAL NORTH

Date	Issuance/Revisions	Symbol
05/15/13	Bid Documents	

MONONA TERRACE
SPRINKLER REPLACEMENT

MADISON, WI

Drawing Title:

LEVEL +4'-8" FLOOR PLAN WEST FIRE PROTECTION

PLI Project Number: 2013.07.00-2

Drawn By: A&O

Drawing No. F02

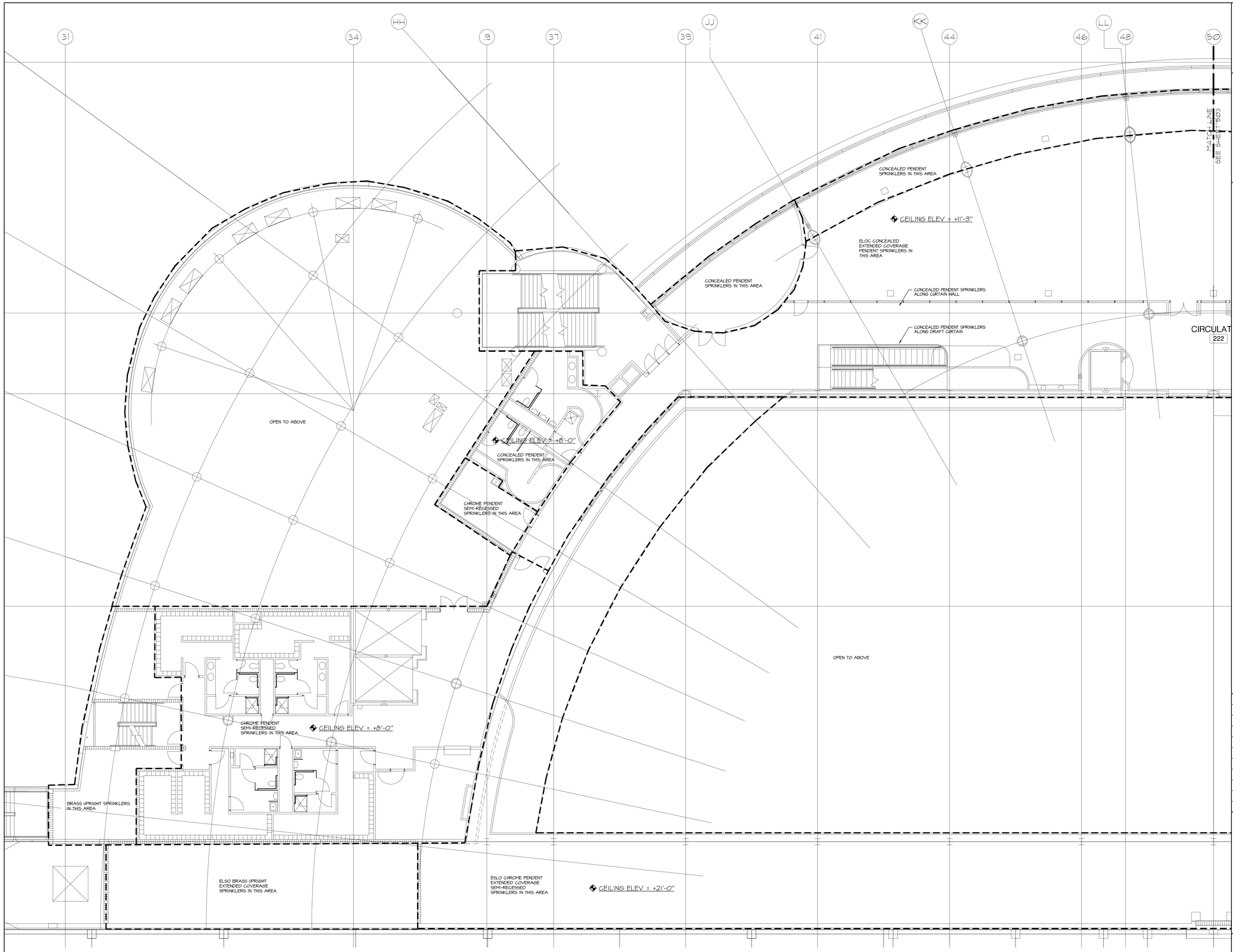

1 / F03 LEVEL +19' FLOOR PLAN EAST FIRE PROTECTION

SCALE: 1/8" = 1'-0"

GENERAL NOTES:

1. REMOVE ALL EXISTING SPRINKLER HEADS AND REPLACE WITH NEW. MATCH EXISTING SPRINKLER HEAD TYPES AND LOCATIONS.
2. CEILING HEIGHTS INDICATED ARE FOR BIDDING PURPOSES ONLY. VERIFY EXACT CONDITIONS IN FIELD PRIOR TO INSTALLATION.

©2006 Potter Lawson Architects

K:\2013\130080\B – CURRENT Drawings\Plumbing\F03.dwg 05/14/2013 – 04:00 pm

Potter Lawson

Consultants:

ARNOLD AND O'SHERIDAN INC
CONSULTING ENGINEERS
MADISON, WISCONSIN (608) 821-8500
BROOKFIELD, WISCONSIN (262) 780-8130
WWW.ARNOLDANDOSHERIDAN.COM
PROJECT NUMBER 130080

Notes:

TRUE NORTH
ARCHITECTURAL NORTH

Date	Issuance/Revisions	Symbol
05/15/13	Bid Documents	

MONONA TERRACE

SPRINKLER REPLACEMENT

MADISON, WI

Drawing Title:

LEVEL +19' FLOOR PLAN EAST FIRE PROTECTION

PLI Project Number: 2013.07.00–2

Drawn By: A&O

Drawing No. F03

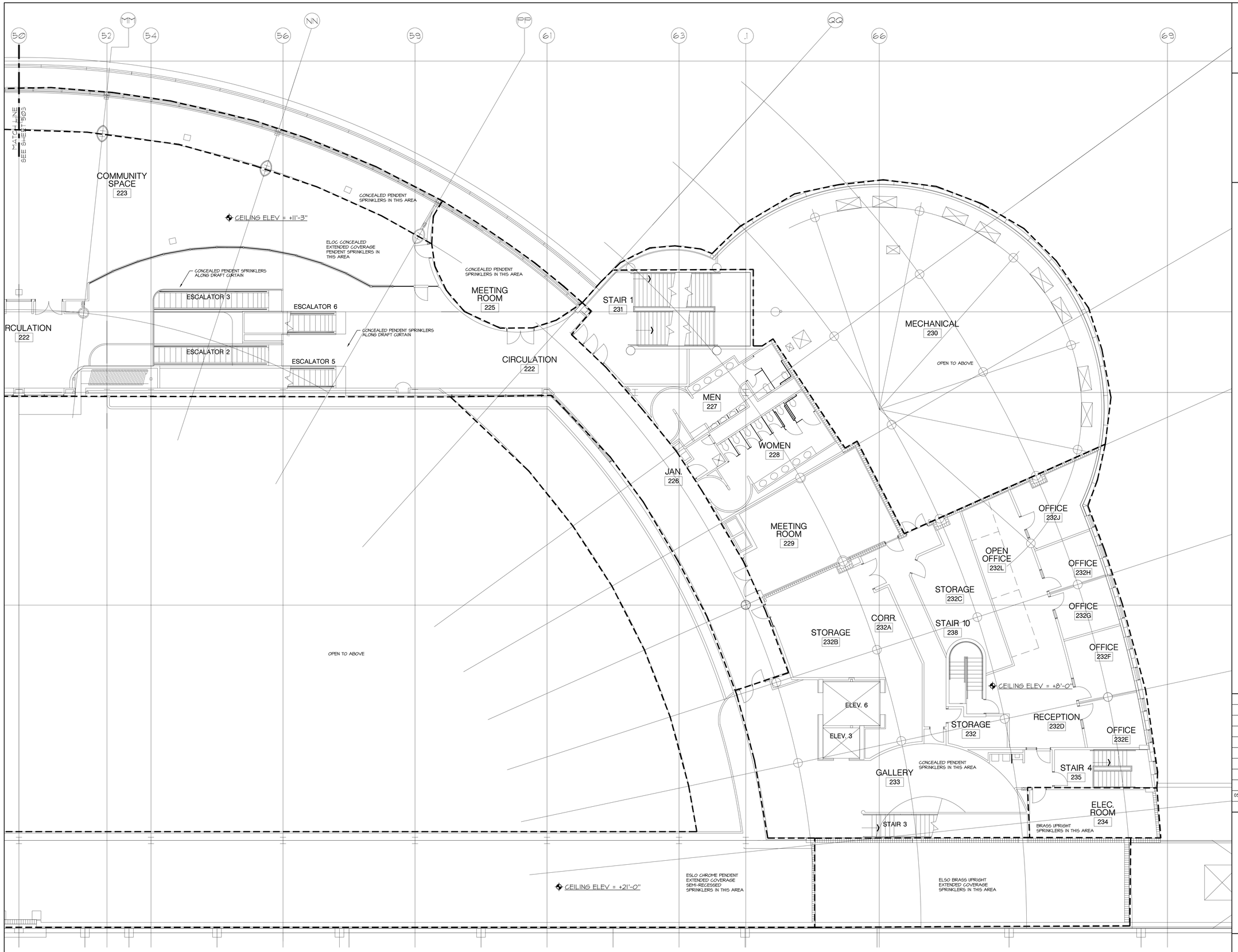

1 / F04 LEVEL +19' FLOOR PLAN WEST FIRE PROTECTION

SCALE: 1/8" = 1'-0"

GENERAL NOTES:

1. REMOVE ALL EXISTING SPRINKLER HEADS AND REPLACE WITH NEW. MATCH EXISTING SPRINKLER HEAD TYPES AND LOCATIONS.
2. CEILING HEIGHTS INDICATED ARE FOR BIDDING PURPOSES ONLY. VERIFY EXACT CONDITIONS IN FIELD PRIOR TO INSTALLATION.

©2006 Potter Lawson Architects

K:\2013\130059\6 - CURRENT Drawings\Plumbing\F03.dwg 05/14/2013 - 04:00 pm

Potter Lawson

Consultants:

ARNOLD AND O'SHERIDAN INC
CONSULTING ENGINEERS
MADISON, WISCONSIN
(608) 821-8800
BROOKFIELD, WISCONSIN
(262) 782-6130
WWW.ARNOLDANDOSHERIDAN.COM
PROJECT NUMBER 130080

Notes:

TRUE NORTH
ARCHITECTURAL NORTH

Date	Issuance/Revisions	Symbol
05/15/13	Bid Documents	

MONONA TERRACE

SPRINKLER REPLACEMENT

MADISON, WI

Drawing Title:

LEVEL +19' FLOOR PLAN WEST FIRE PROTECTION

PLI Project Number: 2013.07.00-2

Drawn By: A&O

Drawing No. F04

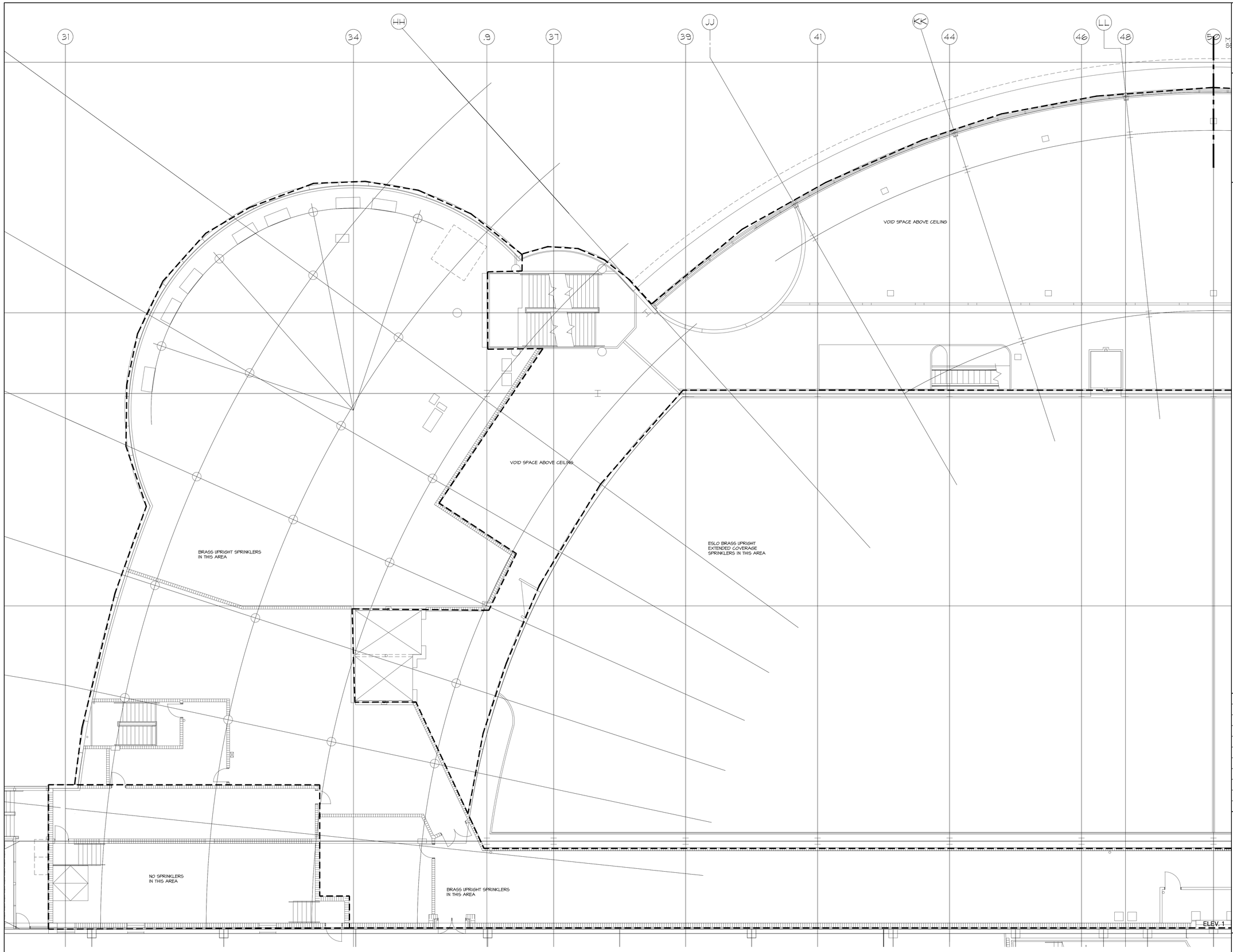

1 F05 LEVEL +29' FLOOR PLAN EAST FIRE PROTECTION

SCALE: 1/8" = 1'-0"

GENERAL NOTES:

1. REMOVE ALL EXISTING SPRINKLER HEADS AND REPLACE WITH NEW. MATCH EXISTING SPRINKLER HEAD TYPES AND LOCATIONS.
2. CEILING HEIGHTS INDICATED ARE FOR BIDDING PURPOSES ONLY. VERIFY EXACT CONDITIONS IN FIELD PRIOR TO INSTALLATION.

©2006 Potter Lawson Architects

K:\2013\130659\6 - CURRENT Drawings\Plumbing\F05.dwg 05/14/2013 - 04:00 pm

Potter Lawson

Consultants:

ARNOLD AND O'SHERIDAN INC
CONSULTING ENGINEERS
MADISON, WISCONSIN
(608) 821-8900
BROOKFIELD, WISCONSIN
(262) 780-8130
WWW.ARNOLDANDOSHERIDAN.COM
PROJECT NUMBER 130080

Notes:

TRUE NORTH
ARCHITECTURAL NORTH

Date	Issuance/Revisions	Symbol
05/15/13	Bid Documents	

MONONA TERRACE

SPRINKLER REPLACEMENT

MADISON, WI

Drawing Title:

LEVEL +29' FLOOR PLAN EAST FIRE PROTECTION

PLI Project Number: 2013.07.00-2

Drawn By: A&O

Drawing No. F05

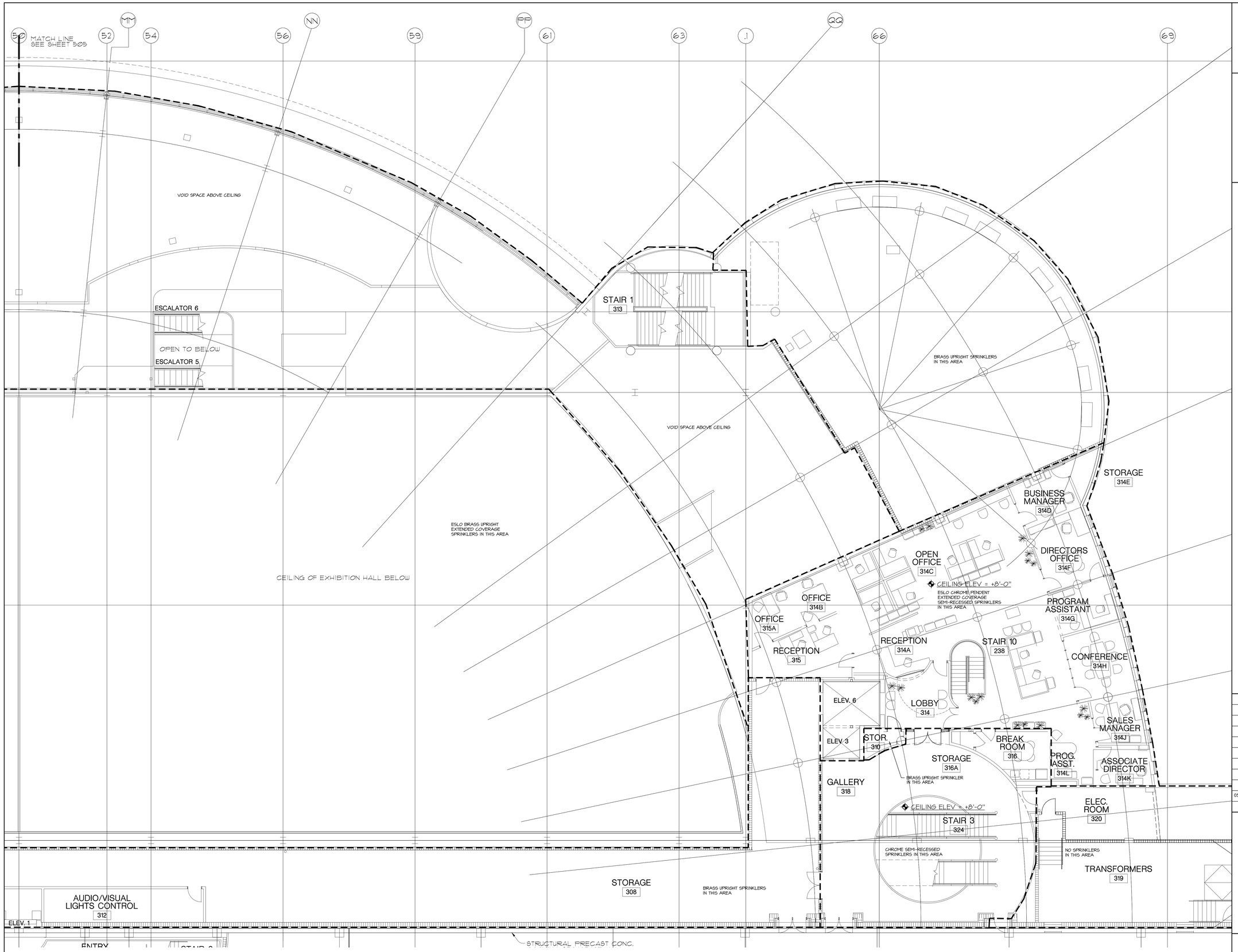

1 / F06 LEVEL +29' FLOOR PLAN WEST FIRE PROTECTION

SCALE: 1/8" = 1'-0"

GENERAL NOTES:

1. REMOVE ALL EXISTING SPRINKLER HEADS AND REPLACE WITH NEW. MATCH EXISTING SPRINKLER HEAD TYPES AND LOCATIONS.
2. CEILING HEIGHTS INDICATED ARE FOR BIDDING PURPOSES ONLY. VERIFY EXACT CONDITIONS IN FIELD PRIOR TO INSTALLATION.

©2006 Potter Lawson Architects

K:\2013\130059\6 - CURRENT Drawings\Plumbing\F05.dwg 05/14/2013 - 04:00 pm

Potter Lawson

Consultants:

ARNOLD AND O'SHERIDAN INC
CONSULTING ENGINEERS
MADISON, WISCONSIN
(608) 821-8900
BROOKFIELD, WISCONSIN
(262) 783-6130
WWW.ARNOLDANDOSHERIDAN.COM
PROJECT NUMBER 130080

Notes:

TRUE NORTH
ARCHITECTURAL NORTH

Date	Issuance/Revisions	Symbol
05/15/13	Bid Documents	

MONONA TERRACE

SPRINKLER REPLACEMENT

MADISON, WI

Drawing Title:

LEVEL +29' FLOOR PLAN WEST FIRE PROTECTION

PLI Project Number: 2013.07.00-2

Drawn By: A&O

Drawing No. F06

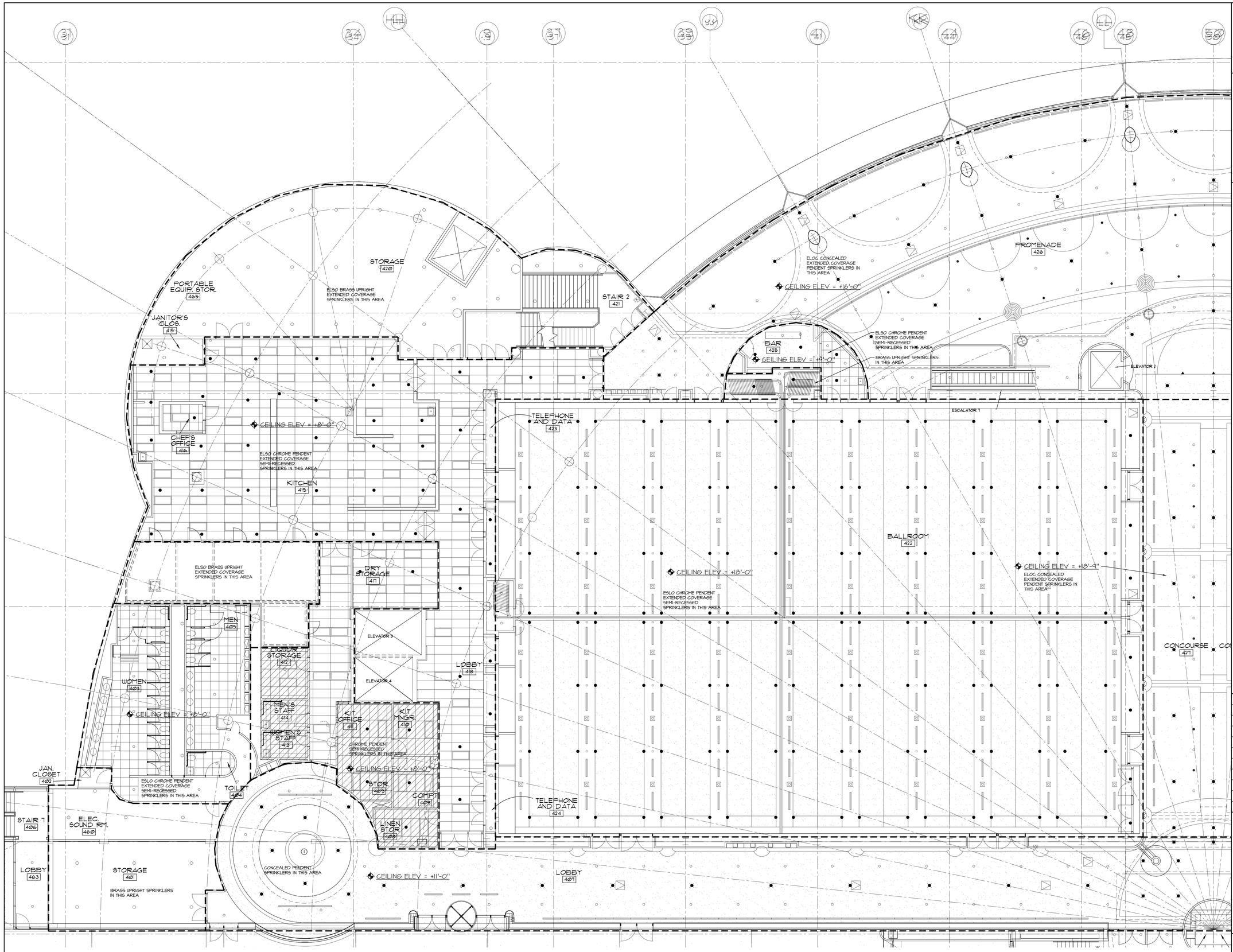

LEVEL +40' FLOOR PLAN EAST FIRE PROTECTION

F07

SCALE: 1/8" = 1'-0"

GENERAL NOTES:

1. REMOVE ALL EXISTING SPRINKLER HEADS AND REPLACE WITH NEW. MATCH EXISTING SPRINKLER HEAD TYPES AND LOCATIONS.
2. CEILING HEIGHTS INDICATED ARE FOR BIDDING PURPOSES ONLY. VERIFY EXACT CONDITIONS IN FIELD PRIOR TO INSTALLATION.

KEYED NOTES:

1. SPRINKLERS SERVING RAISED DOME SKYLIGHT ARE LOCATED ABOVE FLOOR OPENING FOR STAIRS. COORDINATE INSTALLATION REQUIREMENTS IN FIELD.

©2006 Potter Lawson Architects

Potter Lawson

Consultants:

ARNOLD AND O'SHERIDAN INC
CONSULTING ENGINEERS
MADISON, WISCONSIN
(608) 821-8500
BROOKFIELD, WISCONSIN
(262) 780-8130
WWW.ARNOLDANDOSHERIDAN.COM
PROJECT NUMBER 130080

Notes:

TRUE NORTH
ARCHITECTURAL NORTH

Date	Issuance/Revisions	Symbol
05/15/13	Bid Documents	

MONONA TERRACE
SPRINKLER REPLACEMENT

MADISON, WI

Drawing Title:

LEVEL +40' FLOOR PLAN
EAST FIRE PROTECTION

PU Project Number: 2013.07.00-2

Drawn By: A&O

Drawing No. F07

K:\2013\130059\6 - CURRENT Drawings\Plumbing\F07.dwg 05/14/2013 - 04:00 pm

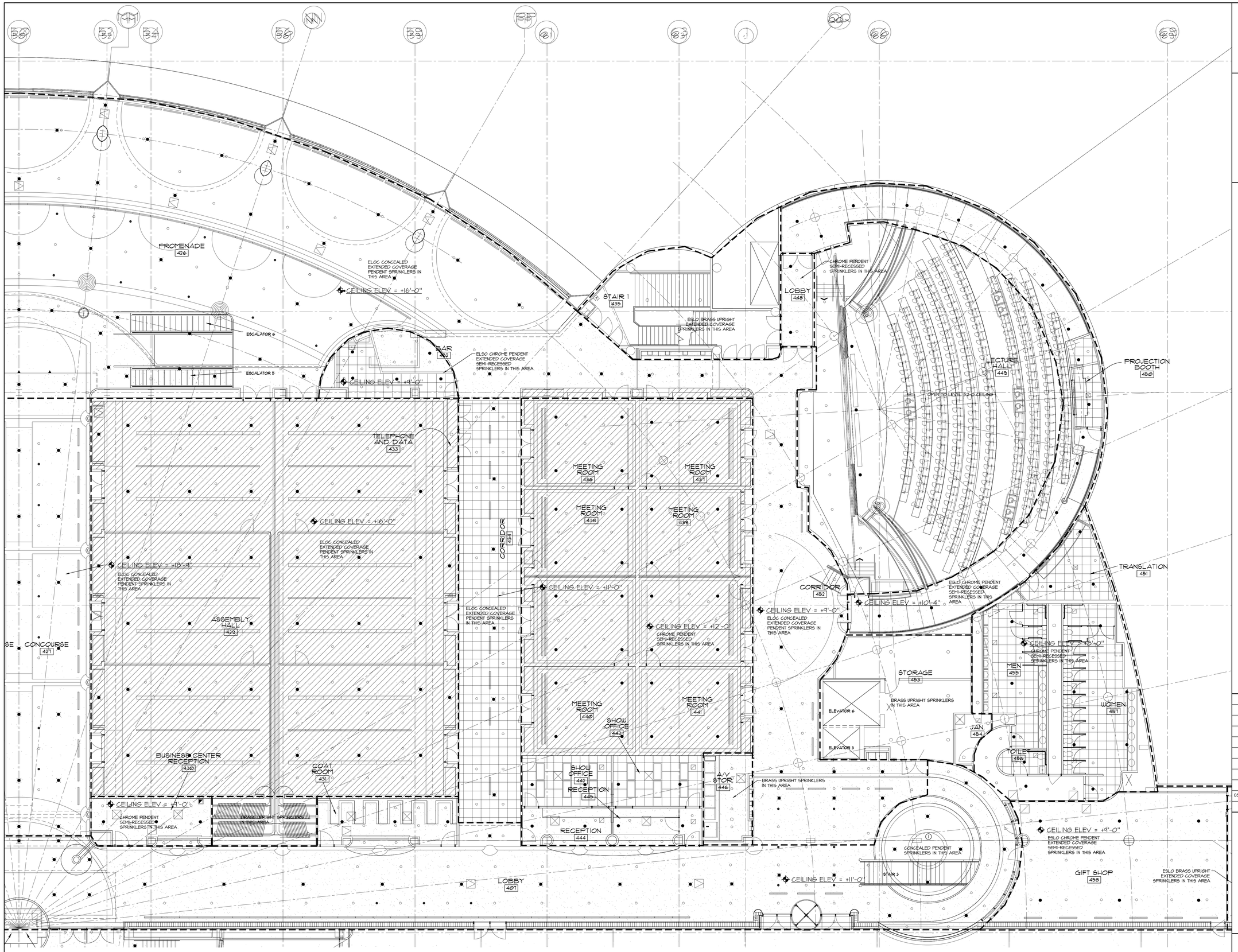

1 / F08 LEVEL +40' FLOOR PLAN WEST FIRE PROTECTION

SCALE: 1/8" = 1'-0"

GENERAL NOTES:

1. REMOVE ALL EXISTING SPRINKLER HEADS AND REPLACE WITH NEW. MATCH EXISTING SPRINKLER HEAD TYPES AND LOCATIONS.
2. CEILING HEIGHTS INDICATED ARE FOR BIDDING PURPOSES ONLY. VERIFY EXACT CONDITIONS IN FIELD PRIOR TO INSTALLATION.

KEYED NOTES:

1. SPRINKLERS SERVING RAISED DOME SKYLIGHT ARE LOCATED ABOVE FLOOR OPENING FOR STAIRS. COORDINATE INSTALLATION REQUIREMENTS IN FIELD.

©2006 Potter Lawson Architects

Potter Lawson

Consultants:

ARNOLD AND O'SHERIDAN INC
CONSULTING ENGINEERS
MADISON, WISCONSIN (608) 821-8500
BROOKFIELD, WISCONSIN (262) 790-8130
WWW.ARNOLDANDOSHERIDAN.COM
PROJECT NUMBER 130080

Notes:

TRUE NORTH
ARCHITECTURAL NORTH

Date	Issuance/Revisions	Symbol
05/15/13	Bid Documents	

MONONA TERRACE

SPRINKLER REPLACEMENT

MADISON, WI

Drawing Title:

LEVEL +40' FLOOR PLAN WEST FIRE PROTECTION

PLI Project Number: 2013.07.00-2

Drawing No. F08

Drawn By: A&O

K:\2013\130059\6 - CURRENT Drawings\Plumbing\F07.dwg 05/14/2013 - 04:00 pm

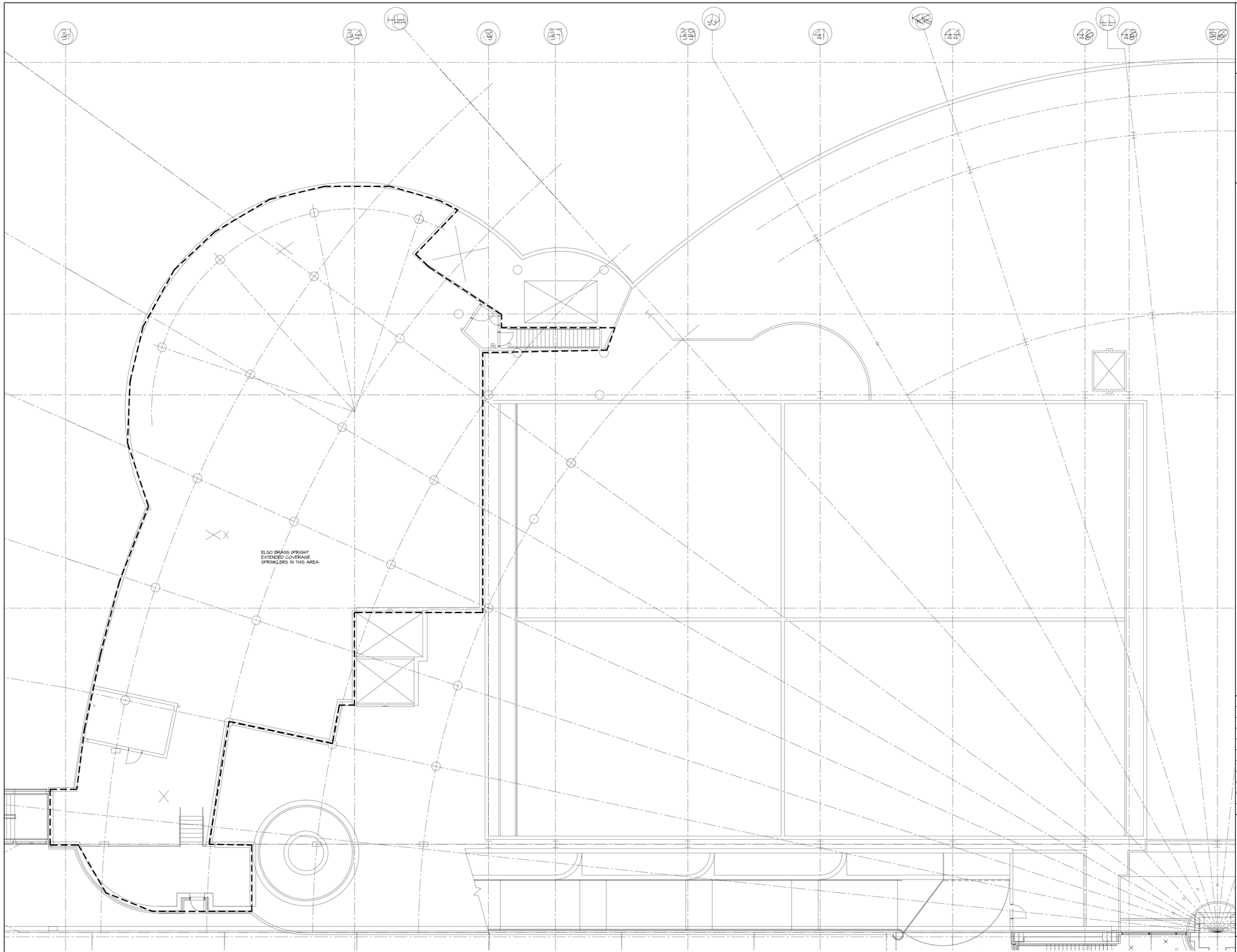

1 / F09 LEVEL +52' FLOOR PLAN EAST FIRE PROTECTION

SCALE: 1/8" = 1'-0"

GENERAL NOTES:

1. REMOVE ALL EXISTING SPRINKLER HEADS AND REPLACE WITH NEW. MATCH EXISTING SPRINKLER HEAD TYPES AND LOCATIONS.
2. CEILING HEIGHTS INDICATED ARE FOR BIDDING PURPOSES ONLY. VERIFY EXACT CONDITIONS IN FIELD PRIOR TO INSTALLATION.

©2006 Potter Lawson Architects

K:\2013\130559\6 - CURRENT Drawings\Plumbing\F09.dwg 05/14/2013 - 03:59 pm

Potter Lawson

Consultants:

ARNOLD AND O'SHERIDAN INC
CONSULTING ENGINEERS
MADISON, WISCONSIN
(608) 821-8900
BROOKFIELD, WISCONSIN
(262) 780-8130
WWW.ARNOLDANDOSHERIDAN.COM
PROJECT NUMBER 130080

Notes:

TRUE NORTH
ARCHITECTURAL NORTH

Date	Issuance/Revisions	Symbol
05/15/13	Bid Documents	

MONONA TERRACE

SPRINKLER REPLACEMENT

MADISON, WI

Drawing Title:

LEVEL +52' FLOOR PLAN EAST FIRE PROTECTION

PLI Project Number: 2013.07.00-2

Drawn By: A&O

Drawing No. F09

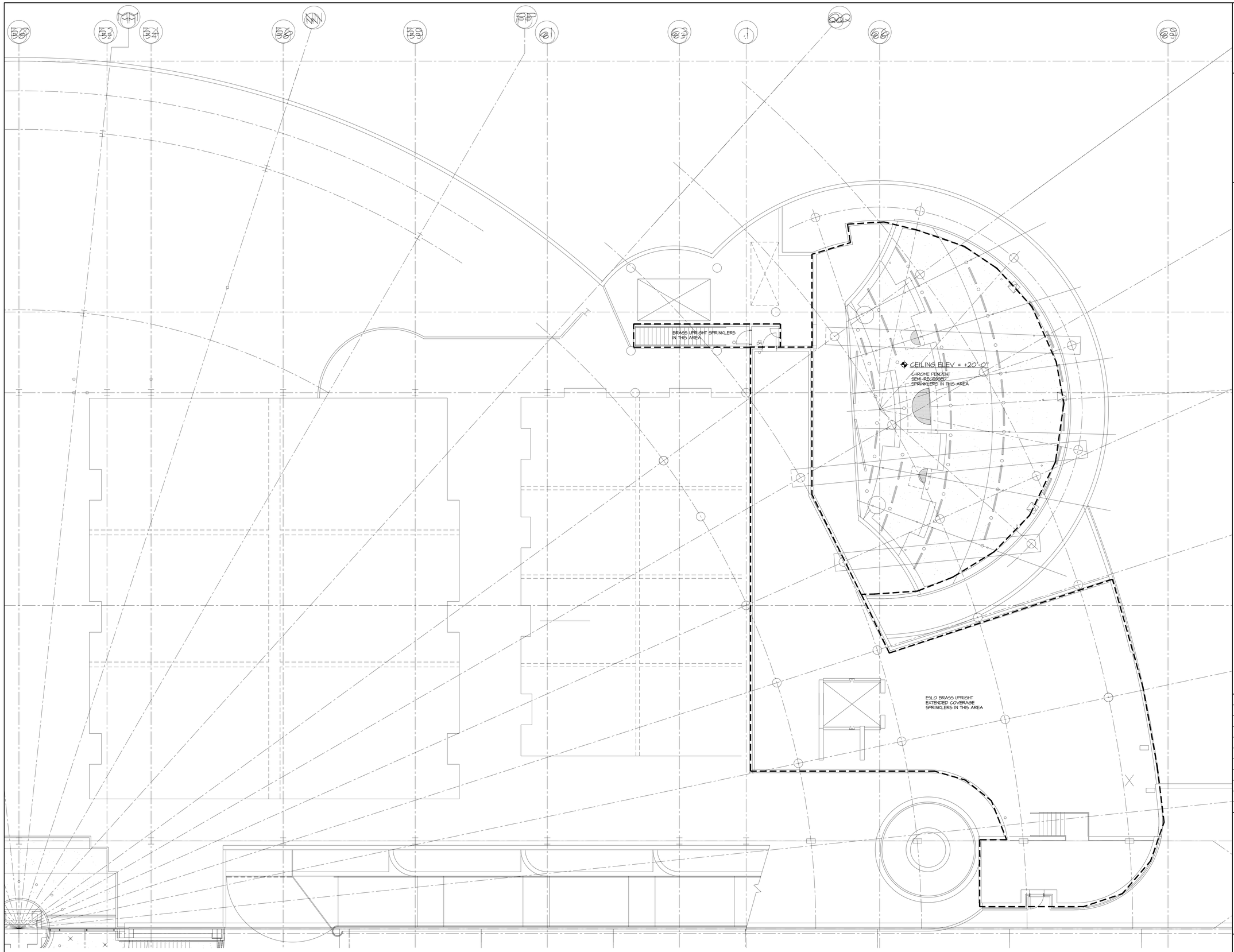

1 / F10 LEVEL +52' FLOOR PLAN WEST FIRE PROTECTION

SCALE: 1/8" = 1'-0"

GENERAL NOTES:

1. REMOVE ALL EXISTING SPRINKLER HEADS AND REPLACE WITH NEW. MATCH EXISTING SPRINKLER HEAD TYPES AND LOCATIONS.
2. CEILING HEIGHTS INDICATED ARE FOR BIDDING PURPOSES ONLY. VERIFY EXACT CONDITIONS IN FIELD PRIOR TO INSTALLATION.

©2006 Potter Lawson Architects

K:\2013\130059\6 - CURRENT Drawings\Plumbing\F59.dwg 05/14/2013 - 03:59 pm

Potter Lawson

Consultants:

ARNOLD AND O'SHERIDAN INC
CONSULTING ENGINEERS
MADISON, WISCONSIN
(608) 821-8500
BROOKFIELD, WISCONSIN
(262) 780-8130
WWW.ARNOLDANDOSHERIDAN.COM
PROJECT NUMBER 130080

Notes:

TRUE NORTH
ARCHITECTURAL NORTH

Date	Issuance/Revisions	Symbol
05/15/13	Bid Documents	

MONONA TERRACE

SPRINKLER REPLACEMENT

MADISON, WI

Drawing Title:

LEVEL +52' FLOOR PLAN WEST FIRE PROTECTION

PLI Project Number: 2013.07.00-2

Drawn By: A&O

Drawing No. F10

GENERAL NOTES:
1. REMOVE ALL EXISTING SPRINKLER HEADS AND REPLACE WITH NEW. MATCH EXISTING SPRINKLER HEAD TYPES AND LOCATIONS.
2. CEILING HEIGHTS INDICATED ARE FOR BIDDING PURPOSES ONLY. VERIFY EXACT CONDITIONS IN FIELD PRIOR TO INSTALLATION.

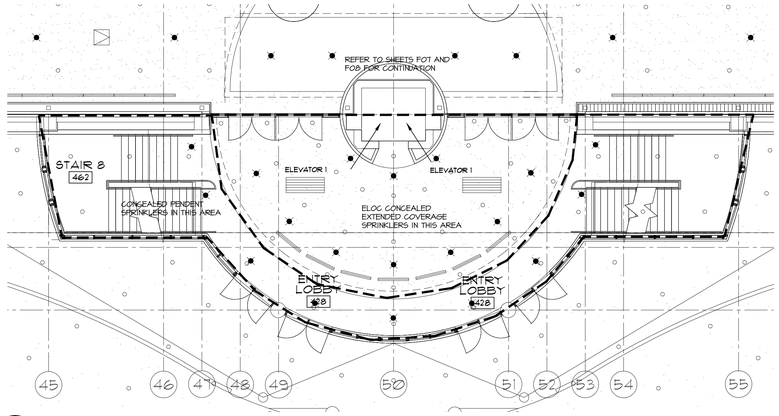

4 / F11 LEVEL +40' FLOOR PLAN NORTH LOBBY FIRE PROTECTION
SCALE: 1/8" = 1'-0"

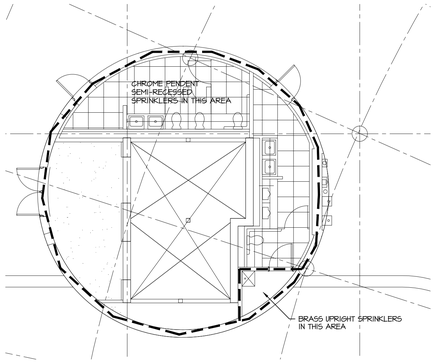

1 / F11 LEVEL +65' FLOOR PLAN EAST FIRE PROTECTION
SCALE: 1/8" = 1'-0"

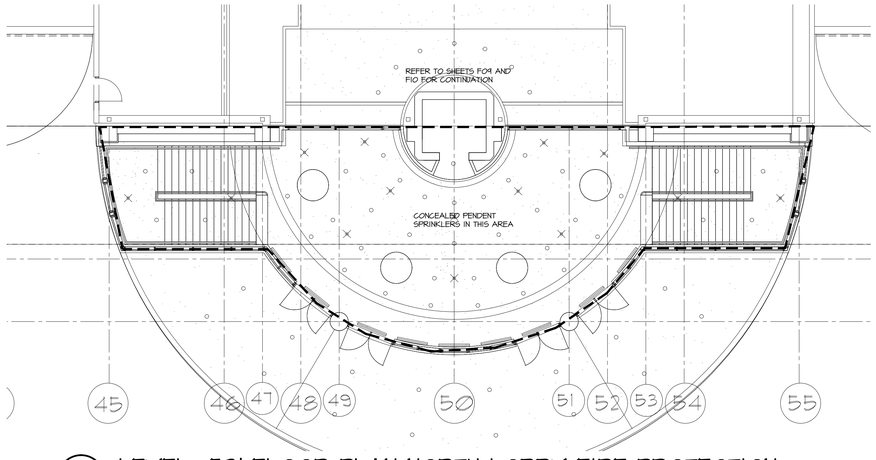

5 / F11 LEVEL +52' FLOOR PLAN NORTH LOBBY FIRE PROTECTION
SCALE: 1/8" = 1'-0"

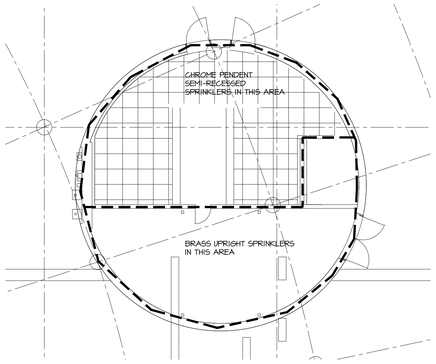

2 / F11 LEVEL +65' FLOOR PLAN WEST FIRE PROTECTION
SCALE: 1/8" = 1'-0"

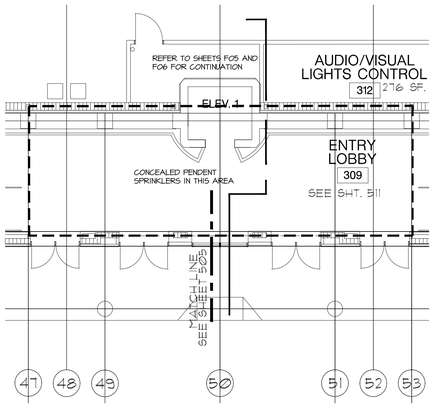

3 / F11 LEVEL +29' FLOOR PLAN NORTH LOBBY FIRE PROTECTION
SCALE: 1/8" = 1'-0"

©2006 Potter Lawson Architects

K:\2013\130059\6 - CURRENT Drawings\Plumbing\F11.dwg 05/14/2013 - 04:00 pm

Potter Lawson

Consultants:

ARNOLD AND O'SHERIDAN INC
CONSULTING ENGINEERS
MADISON, WISCONSIN
(608) 821-8500
BROOKFIELD, WISCONSIN
(262) 790-6130
WWW.ARNOLDANDOSHERIDAN.COM
PROJECT NUMBER 130080

Notes:

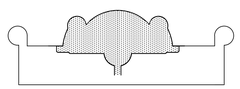

Date	Issuance/Revisions	Symbol
05/15/13	Bid Documents	

MONONA TERRACE
SPRINKLER REPLACEMENT

MADISON, WI

Drawing Title:
NORTH CENTRAL LOBBY AND +65' FLOOR PLAN FIRE PROTECTION

PLI Project Number: 2013.07.00-2
Drawn By: A&O
Drawing No. F11